

**City of Providence**  
STATE OF RHODE ISLAND AND PROVIDENCE PLANTATIONS

**CHAPTER 2016-22**

**No. 264    AN ORDINANCE IN AMENDMENT OF CHAPTER 2015-13, NO. 336, APPROVED JUNE 11, 2015 OF THE ORDINANCES OF THE CITY OF PROVIDENCE, MAKING AN APPROPRIATION OF SIX HUNDRED NINETY-SIX MILLION, ONE HUNDRED NINE THOUSAND, EIGHT HUNDRED NINETY-SEVEN DOLLARS AND NO CENTS (\$696,109,897.00) FOR THE FISCAL YEAR ENDING JUNE 30, 2016, AS AMENDED**

**Approved June 20, 2016**

*Be it ordained by the City of Providence:*

WHEREAS, The receipts for the fiscal year ending June 30, 2017, have been estimated to amount to SEVEN HUNDRED SEVENTEEN MILLION, NINE HUNDRED FIFTY FOUR THOUSAND, EIGHTY FIVE DOLLARS AND NO CENTS (\$717,954,085.00) made up as follows:

<u>SUMMARY OF REVENUE ACCOUNTS</u>	<u>REVENUES</u>
41000: TAX REVENUES	(348,670,300)
42000: FED & STATE REVENUES & REIMBURSEMENTS	(68,196,077)
42100: FED GRANTS	(1,675,000)
43000: DEPARTMENTAL REVENUE	(17,937,944)
44000: FINES & FORFEITURES	(7,416,676)
45100: INTEREST INCOME	(4,500,000)
45200: RENTAL INCOME	(128,000)
48000: OTHER REVENUES	(22,499,216)
49000: TRANSFERS FROM FUNDS	(7,974,541)
Medicaid Reimbursement	(4,450,000)
State Aid to Education	(232,521,331)
Tuition	(785,000)
Indirect Costs from School	(1,200,000)
Total	<u>(717,954,085)</u>

**NOW, THEREFORE, BE IT ORDAINED BY THE CITY OF PROVIDENCE:**

**Section 1.** To defray the expenses of the City of Providence for the fiscal year ending June 30, 2016, the sums of money or so much thereof, as are authorized by law, indicated in the accompanying schedule, are hereby appropriated for the objects and purposes, and in amounts expressed therein provided that payments there under shall be subject to the provisions of the Home Rule Charter of 1980, validated by the General Assembly of the State of Rhode Island at its January Session, A.D., 1981, and approved November 4, 1980, and subject to the provisions of the City Ordinances relative to the expenditures of money from the City Treasury. Fiscal Assistance to State and Local Governments rules and regulations shall govern the portion of this Budget so designated.

**Section 2.** The payments to the School Fund of the following estimated receipts included in the appropriation of \$363,852,942 for the support of Public Schools for the City of Providence fiscal year ending June 30, 2017, will be increased or decreased to conform with the actual amounts received from such sources during the City of Providence fiscal year 2017.

## Grants-in Aid (RI &amp; Federal)

Indirect Cost Reimbursement	1,200,000
Federal Through RI (Medicaid)	4,450,000
State Aid to Education	232,521,331
General Departments -	
Tuitions	785,000
City Appropriation	<u>124,896,611</u>
Total	363,852,942

**Section 3.** Any transfer to the General Fund from Expendable Trust Funds shall be restricted to and deemed to be utilized for the reduction of debt obligations of the City of Providence, as provided for in Section 808 of the Home Rule Charter.

**Section 4.** The provisions included in this ordinance supersede any prior ordinances or any provisions thereof.

**Section 5.** Notwithstanding the provisions of Section 17-185 and Section 17-186 of the Code of Ordinances, the amount of \$ 59,624,483 is hereby appropriated to the Pension Accumulation Fund, based on a 24-year amortization of the pension liability.

**Section 6.** No payments can be made from the general fund to employees that were originally hired under non-local source funds without prior approval from the City Council through an Ordinance.

**Section 7.** In lieu of the Rainy Day Fund contribution otherwise mandated, the City shall make an appropriation for deficit reduction of no less than \$6,100,000.

**Section 8.** The Neighborhood Reinvestment Account shall only be used to fund projects which have a useful life of at least five years. No funds from this Account shall be provided to any outside organization as a grant.

**Section 9.** This ordinance shall take effect upon passage.

**SUMMARY OF CITY BUDGET EXPENSES for FISCAL YEAR 2017**

**MAYORAL OFFICES (FY-2017 Budget)**

**Acct-Unit 101-101: Mayor's Office**

Employee Benefits	714,635
Salaries	2,071,694
Services	176,400
Supplies	10,800

**Acct-Unit 101-101 (Mayor's Office) TOTAL: 2,973,529**

**Acct-Unit 101-104: City Sergeant**

Employee Benefits	26,834
Salaries	44,309

**Acct-Unit 101-104 (City Sergeant) TOTAL: 71,143**

**MAYORAL OFFICES TOTAL: 3,044,672**

**LAW DEPARTMENT / CITY SOLICITOR (FY-2017 Budget)****Acct-Unit 101-105: Law Department**

Employee Benefits	969,734
Salaries	1,984,828
Services	2,124,344
Supplies	75,024

**Acct-Unit 101-105 (Law Department) TOTAL: 5,153,930**

**LAW DEPARTMENT / CITY SOLICITOR TOTAL: 5,153,930**

**FINANCE DEPARTMENTS (FY-2017 Budget)****Acct-Unit 101-201: Finance**

Employee Benefits	211,888
Salaries	472,078
Services	112,676
Supplies	600

**Acct-Unit 101-201 (Finance) TOTAL: 797,242**

**Acct-Unit 101-202: City Controller**

Employee Benefits	535,441
Salaries	798,313
Services	6,900
Supplies	3,500

**Acct-Unit 101-202 (City Controller) TOTAL: 1,344,154**

**Acct-Unit 101-203: Retirement Office**

Employee Benefits	143,098
Salaries	244,238
Services	20,340
Supplies	6,200

**Acct-Unit 101-203 (Retirement Office) TOTAL: 413,876**

**Acct-Unit 101-205: City Collector**

Employee Benefits	492,300
Salaries	726,624
Services	1,285,875
Supplies	6,000

**Acct-Unit 101-205 (City Collector) TOTAL: 2,510,799**

**Acct-Unit 101-207: City Tax Assessor**

Employee Benefits	646,359
Salaries	1,003,477
Services	179,000
Supplies	2,000

**Acct-Unit 101-207 (City Tax Assessor) TOTAL: 1,830,836**

**Acct-Unit 101-208: (Board of Tax Assessment & Review)**

Employee Benefits	1,224
Salaries	16,000

**Acct-Unit 101-208 (Board of Tax Assessment & Review) TOTAL: 17,224**

**Acct-Unit 101-901: Recorder of Deeds**

Employee Benefits	174,892
Salaries	213,071
Services	115,000
Supplies	1,000

**Acct-Unit 101-901 (Recorder of Deeds) TOTAL: 503,963**

**FINANCE DEPARTMENTS TOTAL: 7,418,094**

**INFORMATION TECHNOLOGY (FY-2017 Budget)****Acct-Unit 101-204: Data Processing**

Employee Benefits	593,150
Salaries	945,843
Services	1,127,935
Supplies	358,400

**Acct-Unit 101-204 (Data Processing) TOTAL: 3,025,328**

**INFORMATION TECHNOLOGY TOTAL: 3,025,328**

**PERSONNEL / HUMAN RESOURCES (FY-2017 Budget)****Acct-Unit 101-212: Personnel**

Employee Benefits	597,456
Salaries	1,150,476
Services	123,150
Supplies	500

**Acct-Unit 101-212 (Personnel) TOTAL: 1,871,582**

**PERSONNEL / HUMAN RESOURCES TOTAL: 1,871,582**

**PUBLIC SAFETY (FY-2017 Budget)****Acct-Unit 101-301: Commissioner of Public Safety**

Employee Benefits	335,219
Salaries	601,429
Services	557,418
Supplies	2,500

**Acct-Unit 101-301 (Commissioner of Public Safety) TOTAL: 1,496,566**

**Acct-Unit 101-302: Police**

Employee Benefits	32,647,015
Salaries	37,229,142
Services	880,335
Supplies	1,514,389

**Acct-Unit 101-302 (Police) TOTAL: 72,270,881**

**Acct-Unit 101-303: Fire**

Employee Benefits	31,915,977
Salaries	39,743,070
Services	534,427
Supplies	1,656,065

**Acct-Unit 101-303 (Fire) TOTAL: 73,849,539**

**Acct-Unit 101-304: Communications**

Employee Benefits	2,902,477
Salaries	4,654,913
Services	1,339,265
Supplies	158,500

**Acct-Unit 101-304 (Communications) TOTAL: 9,055,155**

**Acct-Unit 101-907: Emergency Mgmt / Homeland Sec.**

Employee Benefits	166,886
Salaries	320,509
Services	139,984
Supplies	32,500

**Acct-Unit 101-907 (Emergency Mgmt / Homeland Sec.) TOTAL: 659,879**

**PUBLIC SAFETY TOTAL: 156,905,175**

**PLANNING & URBAN DEVELOPMENT (FY-2017 Budget)****Acct-Unit 101-908: Planning & Urban Development**

Employee Benefits	1,532,069
Salaries	2,737,964
Services	1,092,900
Supplies	15,000

**Acct-Unit 101-908 (Planning & Urban Development) TOTAL: 5,377,933**

**PLANNING & URBAN DEVELOPMENT TOTAL: 5,377,933**

**DEPARTMENT OF PUBLIC WORKS (FY-2017 Budget)****Acct-Unit 101-305: Traffic Engineering**

Employee Benefits	303,585
Salaries	554,605
Services	376,200
Supplies	58,000

**Acct-Unit 101-305 (Traffic Engineering) TOTAL: 1,292,390**

**Acct-Unit 101-501: Public Works Administration**

Employee Benefits	284,560
Salaries	517,166
Services	30,400
Supplies	3,000

**Acct-Unit 101-501 (Public Works Administration) TOTAL: 835,126**

**Acct-Unit 101-502: Engineering & Sanitation**

Employee Benefits	302,340
Salaries	554,320
Services	100,000
Supplies	2,200

**Acct-Unit 101-502 (Engineering & Sanitation) TOTAL: 958,860**

**Acct-Unit 101-506: Environmental Control**

Employee Benefits	267,716
Salaries	443,698
Services	9,353,362
Supplies	3,000
<b>Acct-Unit 101-506 (Environmental Control) TOTAL:</b>	<b>10,067,776</b>

**Acct-Unit 101-508: Highway**

Capital	1,000,000
Employee Benefits	1,667,492
Salaries	2,229,492
Services	2,000
Supplies	416,966
<b>Acct-Unit 101-508 (Highway) TOTAL:</b>	<b>5,315,950</b>

**Acct-Unit 101-510: Snow Removal**

Salaries	380,000
Services	950,480
Supplies	648,500
<b>Acct-Unit 101-510 (Snow Removal) TOTAL:</b>	<b>1,978,980</b>

**Acct-Unit 101-511: Sewer Construction**

Employee Benefits	298,160
Salaries	420,905
Services	2,500
Supplies	43,893
<b>Acct-Unit 101-511 (Sewer Construction) TOTAL:</b>	<b>765,458</b>

**Acct-Unit 101-515: Garage R&M Equipment**

Employee Benefits	281,522
Salaries	404,812
Services	167,700
Supplies	42,000
<b>Acct-Unit 101-515 (Garage R&amp;M Equipment) TOTAL:</b>	<b>896,034</b>

**Acct-Unit 101-516: Parking Administration**

Employee Benefits	129,276
Salaries	181,578
Services	548,593
<b>Acct-Unit 101-516 (Parking Administration) TOTAL:</b>	<b>859,447</b>

**DEPARTMENT OF PUBLIC WORKS TOTAL: 22,970,021**

**Acct-Unit 101-601: Recreation**

Employee Benefits	429,816
Salaries	810,646
Services	96,700
Supplies	58,500
<b>Acct-Unit 101-601 (Recreation) TOTAL:</b>	<b>1,395,662</b>

**Acct-Unit 101-602: Recreation Seasonal**

Employee Benefits	52,785
Salaries	690,000
Services	25,000
<b>Acct-Unit 101-602 (Recreation Seasonal) TOTAL:</b>	<b>767,785</b>

**RECREATION TOTAL: 2,163,447**

**PARKS (FY-2017 Budget)****Acct-Unit 101-702: Neighborhood Park Services**

Employee Benefits	1,575,423
Salaries	2,455,557
Services	333,750
Supplies	246,000
<b>Acct-Unit 101-702 (Neighborhood Park Services) TOTAL:</b>	<b>4,610,730</b>

**Acct-Unit 101-703: Forestry Services**

Employee Benefits	487,451
Salaries	648,943
Services	106,106
Supplies	7,000
<b>Acct-Unit 101-703 (Forestry Services) TOTAL:</b>	<b>1,249,500</b>

**Acct-Unit 101-706: Zoological Services**

Employee Benefits	1,121,608
Salaries	1,548,307
Services	171,120
<b>Acct-Unit 101-706 (Zoological Services) TOTAL:</b>	<b>2,841,035</b>

**Acct-Unit 101-707: Botanical / Greenhouse**

Employee Benefits	276,431
Salaries	347,689
<b>Acct-Unit 101-707 (Botanical / Greenhouse) TOTAL:</b>	<b>624,120</b>

**Acct-Unit 101-708: Roger Williams Park Services**

Employee Benefits	601,491
Salaries	821,101
Services	17,500
Supplies	3,500
<b>Acct-Unit 101-708 (Roger Williams Park Services) TOTAL:</b>	<b>1,443,592</b>

**Acct-Unit 101-709: Superintendent of Parks**

Employee Benefits	395,594
Salaries	587,270
Services	382,010
Supplies	3,200
<b>Acct-Unit 101-709 (Superintendent of Parks) TOTAL:</b>	<b>1,368,074</b>

Employee Benefits	300,327
Salaries	420,748
<b>Acct-Unit 101-710 (North Burial Ground) TOTAL:</b>	<b>721,075</b>

**PARKS TOTAL: 12,858,126**

**DEPARTMENT OF INSPECTIONS & STANDARDS (FY-2017  
Budget)**

<b>Acct-Unit 101-401: Building Administration</b>	
Employee Benefits	528,173
Salaries	538,504
Services	817,364
Supplies	9,000
<b>Acct-Unit 101-401 (Building Administration) TOTAL:</b>	<b>1,893,041</b>
<b>Acct-Unit 101-402: Structures &amp; Zoning</b>	
Employee Benefits	731,929
Salaries	1,118,538
<b>Acct-Unit 101-402 (Structures &amp; Zoning) TOTAL:</b>	<b>1,850,467</b>
<b>Acct-Unit 101-403: Plumbing Drainage &amp; Gas Piping</b>	
Employee Benefits	143,899
Salaries	246,004
<b>Acct-Unit 101-403 (Plumbing Drainage &amp; Gas Piping) TOTAL:</b>	<b>389,903</b>
<b>Acct-Unit 101-404: Electrical Installation</b>	
Employee Benefits	142,549
Salaries	207,897
<b>Acct-Unit 101-404 (Electrical Installation) TOTAL:</b>	<b>350,446</b>
<b>Acct-Unit 101-405: Mechanical Equip&amp;Installation</b>	
Employee Benefits	0
<b>Acct-Unit 101-405 (Mechanical Equip&amp;Installation) TOTAL:</b>	<b>0</b>
<b>Acct-Unit 101-406: Zoning Board of Review</b>	
Employee Benefits	1,188
Salaries	15,500
	<b>16,688</b>
<b>Acct-Unit 101-406 (Zoning Board of Review) TOTAL:</b>	
<b>Acct-Unit 101-407: Building Board</b>	
Employee Benefits	996
Salaries	13,000
<b>Acct-Unit 101-407 (Building Board) TOTAL:</b>	<b>13,996</b>
<b>Acct-Unit 101-411: Bldg Inspection Prosecution</b>	
Employee Benefits	81,841
Salaries	148,132
<b>Acct-Unit 101-411 (Bldg Inspection Prosecution) TOTAL:</b>	<b>229,973</b>
<b>DEPARTMENT OF INSPECTIONS &amp; STANDARDS TOTAL:</b>	<b>5,171,359</b>
<b>PUBLIC PROPERTY &amp; PURCHASING (FY-2017 Budget)</b>	



<b>Acct-Unit 101-1801: Public Property</b>	
Employee Benefits	1,283,224
Salaries	1,565,844
Services	1,899,780
Supplies	1,584,550
<b>Acct-Unit 101-1801 (Public Property) TOTAL:</b>	<b>6,333,398</b>
<b>PUBLIC PROPERTY &amp; PURCHASING TOTAL:</b>	<b>6,333,398</b>
<b>CITY COURTS (FY-2017 Budget)</b>	
<b>Acct-Unit 101-106: Municipal Court</b>	
Employee Benefits	449,676
Salaries	645,395
Services	1,124,266
Supplies	35,000
<b>Acct-Unit 101-106 (Municipal Court) TOTAL:</b>	<b>2,254,337</b>
<b>Acct-Unit 101-107: Probate Court</b>	
Employee Benefits	177,741
Salaries	267,453
Services	80,435
Supplies	600
<b>Acct-Unit 101-107 (Probate Court) TOTAL:</b>	<b>526,229</b>
<b>Acct-Unit 101-110: Housing Court</b>	
Employee Benefits	181,389
Salaries	254,635
Services	4,076
Supplies	30,100
<b>Acct-Unit 101-110 (Housing Court) TOTAL:</b>	<b>470,200</b>
<b>CITY COURTS TOTAL:</b>	<b>3,250,766</b>
<b>HUMAN SERVICES (FY-2017 Budget)</b>	
<b>Acct-Unit 101-1309: Housing Authority</b>	
Employee Benefits	614
Salaries	8,000
<b>Acct-Unit 101-1309 (Housing Authority) TOTAL:</b>	<b>8,614</b>
<b>Acct-Unit 101-1311: PERA</b>	
Employee Benefits	25,138
Salaries	45,539
Services	39,500
Supplies	5,000
<b>Acct-Unit 101-1311 (PERA) TOTAL:</b>	<b>115,177</b>
<b>Acct-Unit 101-1319: League of Cities &amp; Towns</b>	
Services	12,242
<b>Acct-Unit 101-1319 (League of Cities &amp; Towns) TOTAL:</b>	<b>12,242</b>

**Acct-Unit 101-906: Human Relations**

Capital	1,200
Employee Benefits	25,112
Salaries	41,187
Services	6,480
Supplies	1,800
<b>Acct-Unit 101-906 (Human Relations) TOTAL:</b>	<b>75,779</b>

**Acct-Unit 101-916: Arts, Culture, Film, & Tourism**

Employee Benefits	157,680
Salaries	279,218
Services	322,025
Supplies	1,000
<b>Acct-Unit 101-916 (Arts, Culture, Film, &amp; Tourism) TOTAL:</b>	<b>759,923</b>

**Acct-Unit 101-917: Human Services**

Employee Benefits	253,525
Salaries	436,522
Services	19,200
Supplies	1,700
<b>Acct-Unit 101-917 (Human Services) TOTAL:</b>	<b>710,947</b>

**HUMAN SERVICES TOTAL: 1,682,682**

**MISCELLANEOUS DEPARTMENTS (FY-2017 Budget)****Acct-Unit 101-903: Vital Statistics**

Employee Benefits	134,155
Salaries	177,006
Services	8,500
Supplies	2,400
<b>Acct-Unit 101-903 (Vital Statistics) TOTAL:</b>	<b>322,061</b>

**Acct-Unit 101-904: Board of Canvassers**

Employee Benefits	280,056
Salaries	753,266
Services	163,800
Supplies	8,500
<b>Acct-Unit 101-904 (Board of Canvassers) TOTAL:</b>	<b>1,205,622</b>

**Acct-Unit 101-905: Bureau of Licenses**

Employee Benefits	322,171
Salaries	420,251
Services	140,800
Supplies	2,500
<b>Acct-Unit 101-905 (Bureau of Licenses) TOTAL:</b>	<b>885,722</b>

**MISCELLANEOUS DEPARTMENTS TOTAL: 2,413,405**

**Acct-Unit 101-102: City Council Members**

Employee Benefits	274,645
Salaries	283,768
Services	601,508
Supplies	7,000
Other: Reserves	1,015,000
<b>Acct-Unit 101-102 (City Council Members) TOTAL:</b>	<b>2,181,921</b>

**Acct-Unit 101-103: City Clerk**

Employee Benefits	361,286
Salaries	572,327
Services	26,512
Supplies	36
<b>Acct-Unit 101-103 (City Clerk) TOTAL:</b>	<b>960,161</b>

**Acct-Unit 101-209: Treasury**

Employee Benefits	183,884
Salaries	379,689
Services	67,248
<b>Acct-Unit 101-209 (Treasury) TOTAL:</b>	<b>630,821</b>

**Acct-Unit 101-910: City Council Administration**

Employee Benefits	390,954
Salaries	777,270
Services	44,106
Supplies	20,300
<b>Acct-Unit 101-910 (City Council Administration) TOTAL:</b>	<b>1,232,630</b>

**Acct-Unit 101-911: Office of the Internal Auditor**

Employee Benefits	91,905
Salaries	215,732
Services	70,000
Supplies	1,256
<b>Acct-Unit 101-911 (Office of the Internal Auditor) TOTAL:</b>	<b>378,893</b>

**Acct-Unit 101-913: Archives**

Employee Benefits	92,964
Salaries	167,926
Services	23,463
Supplies	7,100
<b>Acct-Unit 101-913 (Archives) TOTAL:</b>	<b>291,453</b>

**CITY COUNCIL TOTAL: 5,675,879****GENERAL (NON-DEPARTMENTAL) (FY-2017 Budget)****Acct-Unit 101-000: Non Departmental-General Fund**

Employee Benefits	
Transfer to School Co. 10	124,896,611
Deficit Reduction	6,100,000
Neighborhood Reinvestment Account	1,000,000
Neighborhood Services Account	115,000
Services	500,000

**Acct-Unit 101-000 (Non Departmental-General Fund) TOTAL: 132,611,611**

**Acct-Unit 101-01803: Heat Power & Light**

Services 3,564,400

**Acct-Unit 101-01803 (Heat Power & Light) TOTAL: 3,564,400**

**Acct-Unit 101-1400: Grants Commissions & Misc.**

Services 4,978,000

**Acct-Unit 101-1400 (Grants Commissions & Misc.) TOTAL: 4,978,000**

**Acct-Unit 101-1500: Ceremonies**

Services 9,030

**Acct-Unit 101-1500 (Ceremonies) TOTAL: 9,030**

**Acct-Unit 101-223: Debt Service**

Services 64,944,155

**Acct-Unit 101-223 (Debt Service) TOTAL: 64,944,155**

**Acct-Unit 101-227: Workers Compensation**

Employee Benefits 1,680,000

Services 380,000

**Acct-Unit 101-227 (Workers Compensation) TOTAL: 2,060,000**

**Acct-Unit 101-800: Benefits**

Employee Benefits 25,514,761

**Acct-Unit 101-800 (Benefits) TOTAL: 25,514,761**

**GENERAL (NON-DEPARTMENTAL) TOTAL: 233,681,957**


**FISCAL YEAR 2017 BUDGET TOTAL 478,997,754**

IN CITY COUNCIL

**JUN 13 2016**  
FIRST READING  
READ AND PASSED



 CLERK

I HEREBY APPROVE.

  
\_\_\_\_\_  
Mayor  
Date: 6/20/16

IN CITY  
COUNCIL

**JUN 16 2016**  
FINAL READING  
READ AND PASSED

  
\_\_\_\_\_  
PRESIDENT  
  
CLERK



Mayor of Providence

Jorge O. Elorza

April 27, 2016

Lori L. Hagen, City Clerk  
Department of the City Clerk  
Providence City Hall, Room 311  
25 Dorrance Street  
Providence, Rhode Island 02903

Dear Ms. Hagen,

Enclosed, please find the proposed Fiscal Year 2017 Budget Message and associated budget ordinances, as required by Sections 406, 803, and 804 of the Providence Home Rule Charter. It is my understanding that these items will be placed on the City Council docket for consideration at a special meeting of the Providence City Council scheduled for April 29, 2016 in the City Council Chamber.

Specifically, you will find the following ordinances submitted for the City Council's review:


- An ordinance for the assessment and collection of 2016 taxes, based upon one hundred percent (100%) of the 2016-2017 fiscal year tax collection and amending Ordinance No. 335 Chapter 2015-12, adopted June 11, 2015.
- Budget message and appropriation ordinance with detailed estimates for the fiscal period beginning July 1, 2016 and ending June 30, 2017, in amendment of Ordinance No. 336, Chapter 2015-13, adopted June 11, 2015.
- An ordinance establishing a compensation plan for the City of Providence and repealing Ordinance No. 337, Chapter 2015-14, adopted June 11, 2015.
- An ordinance establishing the classes of positions, the maximum number of employees and the number of employees in certain classes in City departments and repealing the Ordinance No. 338, Chapter 2015-15, adopted June 11, 2015.
- An ordinance making an appropriation for the support of the Providence School Department for the Fiscal Year ending June 30, 2016, and repealing Ordinance No. 100, Chapter 2016-9, adopted March 23, 2016.

City Hall, 25 Dorrance Street, Providence, RI 02903  
Phone (401) 421-7740 Fax (401) 274-8240

- An ordinance establishing the classes of positions, the maximum number of employees and the number of employees in certain classes in the Providence School Department and repealing the Ordinance No. 102, Chapter 2016-11, adopted March 23, 2016.
- An ordinance establishing a compensation plan for the Providence School Department and repealing the Ordinance No. 101, Chapter 2016-10, adopted March 23, 2016.

Thank you for your prompt attention to this matter.

Sincerely,

A handwritten signature in black ink, appearing to be 'J. Elorza', with a long horizontal stroke extending to the right.

Jorge O. Elorza

Mayor



## CITY OF PROVIDENCE

Jorge O. Elorza, Mayor

April 27, 2016

Honorable Members  
Providence City Council  
Providence City Hall  
25 Dorrance Street  
Providence, Rhode Island 02903

Dear City Council Members,

Enclosed, please find the submission package for the Mayor's Fiscal Year 2017 Budget. This budget speaks to Mayor Elorza's focus on the City's long-term fiscal future and demonstrates his commitment to investing in education, strengthening our neighborhoods, and improving city operations.

The FY2017 Proposed Budget Summary is included here in table format, cataloguing changes in revenues and expenditures by department. However, the FY2017 Budget can be summarized as follows:

1. The total budget is \$716,790,249.
2. The budget reflects a 4% increase in the tax levy due to increased property values and a reduction in several tax rates.
3. The budget reflects a 2% increase in departmental operating expenses largely due to required pension contributions and benefit increases across all departments in the City.
4. The budget reflects a commitment to responsible funding of the pension system with 100 percent of the Annual Required Contribution (ARC).
5. The School Department appropriations are \$124.9 million.

I, alongside the Administration and the Department of Finance, look forward to working with the City Council on all matters related to the budget adoption process.

Respectfully submitted,

Brett P. Smiley  
Chief Operating Officer

### OFFICE OF THE MAYOR

Providence City Hall | 25 Dorrance Street Providence, Rhode Island 02903  
401 421 2489 ph | 401 455 8823 fax  
[www.providenceri.com](http://www.providenceri.com)

**City of Providence FY 2017  
Proposed Budget Summary**

	Approved Budget FY 2016	Proposed Budget FY 2017	Change FY 16 to FY 17	Percent Change
<b><u>REVENUES</u></b>				
Taxes	336,649,500	349,845,641	13,196,141	4%
State Revenues and Aid	72,438,872	70,620,360	(1,818,512)	-3%
Local Receipts				
PILOT Payments	14,180,596	15,589,401	1,408,805	10%
Licenses and Permits	6,970,798	7,745,530	774,732	11%
Fines and Forfeits	8,135,080	7,416,676	(718,404)	-9%
Interest Income	4,500,000	4,500,000	0	0%
Charges for Services	6,081,615	6,242,200	160,585	3%
Departmental Fees	10,739,507	10,885,402	145,895	1%
Other Funding Sources	7,769,208	4,988,708	(2,780,500)	-36%
Total Local Receipts	58,376,803	57,367,917	(1,008,886)	-2%
General (Municipal) Total Revenues	467,465,175	477,833,918	10,368,743	2%
Pass-Through School Fund Revenue	228,644,721	238,956,331	10,311,610	5%
Combined City - General (Municipal) and School Revenues	696,109,896	716,790,249	20,680,353	3%
<b><u>EXPENDITURES</u></b>				
Mayor's Office				
Mayor	2,780,872	2,660,796	(120,076)	-4%
City Sergeant	71,011	71,143	132	0%
Mayor's Office Total	2,851,883	2,731,939	(119,944)	-4%
City Solicitor	4,938,355	5,154,299	215,944	4%
Finance Department				
Finance Administration	657,925	889,090	231,165	35%
City Controller	1,266,419	1,344,154	77,735	6%
City Collector	2,365,420	2,510,799	145,379	6%
City Assessor	2,469,645	1,830,836	(638,809)	-26%
Retirement Office	400,403	413,876	13,473	3%
Recorder of Deeds	497,234	503,963	6,729	1%
Board of Tax Assessment	17,224	17,224	0	0%
Finance Department Total	7,674,270	7,509,942	(164,328)	-2%
Information Technology	2,992,000	3,266,283	274,283	9.2%
Human Resource Department				
Personnel	1,774,620	1,871,582	96,962	5%
Workers Compensation	1,980,000	2,060,000	80,000	4%
Unemployment Compensation	165,000	165,000	0	0%
Human Resource Total	3,919,620	4,096,582	176,962	5%
Public Safety				
Commissioner of Public Safety	1,508,973	1,580,876	71,903	5%
Police Department	71,344,812	73,386,290	2,041,478	3%
Fire Department	74,324,913	74,251,885	(73,028)	0%
Communications	8,688,879	9,055,155	366,276	4%
Emergency Management	645,847	659,879	14,032	2%
Public Safety Total	156,513,424	158,934,085	2,420,661	2%
Planning and Development	5,132,114	5,447,873	315,759	6%
Public Works Department				
Administration	768,544	835,126	66,582	9%
Engineering	893,852	958,860	66,582	9%
Environmental	9,687,774	10,067,776	65,008	7%
Highway	4,138,052	5,315,950	1,177,898	28%
Traffic Engineering	1,381,971	1,194,265	(187,706)	-14%



**City of Providence FY 2017  
Proposed Budget Summary**

	Approved Budget FY 2016	Proposed Budget FY 2017	Change FY 16 to FY 17	Percent Change
Snow Removal	1,900,480	1,978,980	78,500	4%
Sewer	799,320	765,458	(33,862)	-4%
Garage Maintenance	835,987	896,034	60,047	7%
Parking Administration	554,889	859,447	304,558	55%
<b>Public Works Total</b>	<b>20,960,869</b>	<b>22,871,896</b>	<b>1,911,027</b>	<b>9%</b>
<b>Recreation Department</b>				
Recreation	1,205,538	1,395,662	190,124	16%
Recreation Seasonal	767,785	767,785	0	0%
<b>Recreation Total</b>	<b>1,973,323</b>	<b>2,163,447</b>	<b>190,124</b>	<b>10%</b>
<b>Parks Department</b>				
Neighborhood	1,209,737	1,249,500	39,763	3%
Forestry	4,527,978	4,610,730	82,752	2%
Zoological	2,777,859	2,841,035	63,176	2%
Botanical	561,127	624,120	62,993	11%
Roger Williams	1,470,732	1,443,592	(27,140)	-2%
Superintendent	1,138,046	1,368,074	230,028	20%
Burial Ground	710,474	721,075	10,601	1%
<b>Parks Total</b>	<b>12,395,953</b>	<b>12,858,126</b>	<b>462,173</b>	<b>4%</b>
<b>Inspections and Standards</b>				
Administration	1,733,029	2,318,926	585,897	34%
Structures	1,724,415	1,850,467	126,052	7%
Plumbing and Gas	379,204	389,903	10,699	3%
Electrical	344,349	350,446	6,097	2%
Zoning	16,688	16,688	0	0%
Building Board of Review	14,000	13,996	(4)	0%
Prosecution	234,958	229,973	(4,985)	-2%
<b>Inspections and Standards Total</b>	<b>4,446,643</b>	<b>5,171,359</b>	<b>724,716</b>	<b>16%</b>
<b>Public Property and Purchasing</b>	<b>6,283,415</b>	<b>6,333,398</b>	<b>49,983</b>	<b>1%</b>
<b>Housing Court</b>	<b>436,885</b>	<b>470,200</b>	<b>33,315</b>	<b>8%</b>
<b>Human Services Department</b>				
Arts, Culture and Tourism	708,794	759,923	51,129	7%
Human Relations Commission	80,735	75,779	(4,956)	-6%
Department of Human Services	643,777	710,947	67,170	10%
P.E.R.A.	115,059	115,177	118	0%
Housing Authority	8,614	8,614	0	0%
League of Cities & Towns	12,242	12,242	0	0%
<b>Human Services Total</b>	<b>1,569,221</b>	<b>1,682,682</b>	<b>113,461</b>	<b>7%</b>
<b>Miscellaneous Departments</b>				
Board of Canvassers	827,824	1,205,622	377,798	46%
Board of Licenses	801,182	885,722	84,540	11%
Vital Statistics	320,006	322,061	2,055	1%
<b>Miscellaneous Departments Total</b>	<b>1,949,012</b>	<b>2,413,405</b>	<b>464,393</b>	<b>24%</b>
Debt Service	62,876,800	64,944,155	2,067,355	3%
Unallocated Benefits	22,355,374	25,349,761	2,994,387	13%
<b>Unallocated Expenses Total</b>	<b>85,232,174</b>	<b>90,293,916</b>	<b>5,061,742</b>	<b>6%</b>
Contingencies	680,000	500,000	(180,000)	-26%
Heat Power & Light	6,500,000	3,564,400	(2,935,600)	-45%
Grants Commissions & Misc	5,068,000	4,803,000	(265,000)	-5%
Ceremonies	9,030	9,030	0	0%
City Council				

City of Providence FY 2017  
Proposed Budget Summary

	Approved Budget FY 2016	Proposed Budget FY 2017	Change FY 16 to FY 17	Percent Change
City Council	1,186,550	1,166,921	(19,629)	-2%
Administration	1,196,020	1,232,630	36,610	3%
Internal Auditor	369,611	378,893	9,282	3%
City Clerk	992,199	1,050,599	58,400	6%
Municipal Court	1,649,007	2,152,472	503,465	31%
Probate Court	454,719	476,229	21,510	5%
Treasury	578,440	630,821	52,381	9%
Archives	285,674	272,880	(12,794)	-4%
City Council Total	6,712,220	7,361,445	649,225	10%
Deficit Reduction Plan	4,330,154	5,300,000	969,846	22%
Total General (Municipal) Services	342,568,565	352,937,307	10,368,742	3%
School Appropriation (Transfer To Company 10)	124,896,611	124,896,611	0	0%
General (Municipal) Total Expenditures	467,465,176	477,833,918	10,368,742	2%
Pass-Through School Fund Expenditures	228,644,721	238,956,331	10,311,610	5%
Combined City - General (Municipal) and School Expenditures	696,109,897	716,790,249	20,680,352	3%

PROOF OF BUDGET SUMMARY FOR EXPENDITURES BY CITY COMPONENTS

Total Municipal Expenditures without School Appropriation	342,568,565	352,937,307	10,368,742	3%
Total School Expenditures	353,541,332	363,852,942	10,311,610	3%
Total City Expenditures	696,109,897	716,790,249	20,680,352	3%