


ONE HUNDRED TWENTY-THIRD
ANNUAL FINANCIAL
REPORT

of the
CITY OF PROVIDENCE
RHODE ISLAND

For the Fiscal Year Ended
SEPTEMBER 30, 1969




OFFICE OF THE CITY CONTROLLER

ONE HUNDRED TWENTY-THIRD
ANNUAL FINANCIAL
REPORT

of the
CITY OF PROVIDENCE
RHODE ISLAND

For the Fiscal Year Ended
SEPTEMBER 30, 1969



IN CITY COUNCIL
JAN 21 1971

READ:

WHEREUPON IT IS ORDERED THAT
THE SAME BE RECEIVED.

Vincent Vespecci
CLERK

OFFICE OF THE CITY CONTROLLER

FILED

JAN 7 8 50 AM '71

DEPT. OF CITY CLERK
PROVIDENCE, R.I.

INDEX

| | PAGE |
|--|--------------------------------|
| Abby A. King Trust Fund..... | 81, 83, 84 |
| Abby A. King Trust Fund Income..... | 81, 83, 84, 93, 97 |
| Accounts Payable—General | 2, 4, 8 |
| Accounts Payable—Prior | 6 |
| Accounts Payable—Revolving Funds..... | 2, 102 |
| Accounts Payable—School..... | 2, 31 |
| Accounts Payable—Trust and Special..... | 2 |
| Accounts Receivable—Capital | 38 |
| Accounts Receivable—Contra | 2 |
| Accounts Receivable—General | 2, 4, 7 |
| Accounts Receivable—Not Contra..... | 2 |
| Accounts Receivable—Other | 2 |
| Accounts Receivable—School | 31 |
| Accounts Receivable—Revolving Fund..... | 102 |
| Accounts Receivable—Trust and Special..... | 2, 80 |
| Additional Rapid Sand Filters—Water Dept..... | 50 |
| Additions & Alterations—Providence Public Library | 39, 41, 48, 52 |
| Addition to Central Library Loan..... | 40 |
| Administration—General Public Assistance..... | 17, 23 |
| Administration—Parks | 17, 23 |
| Administration—Water | 19, 25, 27 |
| Admiral Terrace | 54 |
| Aid to Education..... | 32, 33 |
| Air Pollution Control Program Project..... | 80, 84 |
| Air Pollution, Mechanical Equipment and Installation..... | 16 |
| Alterations and Additions to Sewage Treatment Plant..... | 48 |
| American Federation, State, County and Municipal Employees, A.F.L..... | 81, 84, 93, 97 |
| American Legion | 19, 25 |
| Amount Reserved for 1969-1970 Expenditures..... | 3, 6, 9, 13 |
| Analysis of Capital Appropriations..... | 48-50 |
| Analysis of Current Year Surplus..... | 9 |
| Analysis of Unfunded Deficit, General Fund..... | 9 |
| Anna H. Man Trust Fund..... | 11, 81, 83, 84, 93, 98 |
| Anna H. Man Trust Fund Income..... | 81, 84, 93, 98 |
| Annual Serial Requirements..... | 46 |
| Anonymous Donation for the Support of the Poor..... | 80, 83, 84, 91 |
| Anthony, Henry B., Public Fountain Fund..... | 80, 83, 84, 91, 96 |
| Anthony, Senator H. B. Prize Fund..... | 80, 83, 84, 91, 96 |
| Anthony, Senator H. B. Prize Fund Income..... | 80, 84, 91, 96 |
| Appropriation Balances | 15-19 |
| Appropriation, Expenditures and Unexpended Balances..... | 15-20 |
| Appropriation Liabilities | 4 |
| Appropriations—Capital Fund | 2, 37-73 |
| Appropriations—School Fund | 34 |
| April Court-Smith Street..... | 54 |
| Aqueduct Land Condemnation and Easement..... | 50 |
| Area Development | 2, 3, 38, 41, 42 |
| Ardoene Street and Narragansett Avenue Playground..... | 55 |
| Armistice Day—American Legion Celebration..... | 19, 25 |
| Armistice Day Celebration..... | 19, 25 |
| Asham Street Playground | 55 |
| Assessments, Special | 10 |
| Assessor's Division | 11, 15, 21 |
| Assessor's Valuation | 141 |
| Assets | 2 |
| Assumption Church Playground | 55 |
| Automobile Accident Insurance Fund..... | 18, 24, 55, 80, 83, 84, 91, 96 |
| Available for Highway Improvements..... | 81, 84, 92 |
| Balance Sheet—Capital Funds..... | 38 |
| Balance Sheet—Combined | 2 |
| Balance Sheet—Federal Programs Fund..... | 109 |
| Balance Sheet—General Fund..... | 4 |
| Balance Sheet—Revolving Funds..... | 102 |
| Balance Sheet—School Fund..... | 31 |
| Balance Sheet—Sinking Funds..... | 76 |
| Balance Sheet—Trust and Special Funds..... | 80-82 |
| Barnes, Ellen R., Trust Fund..... | 80, 83, 84, 91, 96 |

| | |
|---|---------------------------------|
| Bath Houses | 12, 17, 22 |
| Bath Street Playground | 55 |
| Betsy Williams House Landscaping | 102, 103 |
| Better Providence Trust | 80, 83, 84, 91 |
| Blackstone Boulevard Plant Fund | 102, 103, 104 |
| Blue Cross and Physicians Service | 12, 18, 24 |
| Board of Canvassers and Registration | 11, 15, 21 |
| Board of Review—Building Ordinance Board of Review | 12, 18, 24 |
| Board of Review—Zoning | 12, 18, 24 |
| Board of Tax Assessment Review | 15, 21 |
| Bond Authorities—Capital Fund | 3 |
| Bonds Outstanding—Capital | 38 |
| Bragunn, Mary Swift, Fund | 80, 83, 84, 91 |
| Bridge Repair and Construction | 40, 41, 44, 48, 51 |
| Bucklin Park Playground | 55 |
| Building Inspection Administration | 11, 16, 21 |
| Building Inspection—Structures and Zoning | 10, 11, 16, 22 |
| Building Inspection—Plumbing, Drainage and Gas Piping | 10, 16, 22 |
| Building Inspection—Electrical Installations | 10, 16, 22 |
| Building Inspection—Mechanical Equipment and Installation | 10, 16, 22 |
| Building Ordinance—Board of Review | 12, 18, 24 |
| Bureau of Licenses | 7, 10, 18, 24 |
| Bureau of Licenses—Dog Licenses | 10 |
| Bureau of Licenses—Petroleum Storage | 10 |
| Business and Non-Business Licenses | 10 |
| Business and Non-Business Sewer Rentals | 7, 13 |
| Camp Street Pool | 55 |
| Candace Street Playground | 55 |
| Capital Appropriation Balances | 38 |
| Capital—Assets and Liabilities | 38 |
| Capital Authorities Not Yet Hired | 2, 38 |
| Capital Debt Fund | 48, 51, 52 |
| Capital Disbursements | 48-50 |
| Capital Fund—Reconciliation | 73 |
| Capital Funds | 2, 37-73 |
| Capital Revenue | 51 |
| Cash | 2, 6 |
| Cash—Capital | 2, 38 |
| Cash on Deposit with Fiscal Agents for Payments of Bonds and Interest | 2, 4 |
| Cash—Federal Programs Fund | 2, 109 |
| Cash—General | 2, 6 |
| Cash—Petty | 4 |
| Cash—School | 2 |
| Cash—Deposit with Airlines | 2 |
| Cash—Revolving | 2 |
| Cash—Sinking Funds | 2, 76 |
| Cash—Trust and Special | 2 |
| Cash in Depositories | 4 |
| Central Classical Project | 49, 55 |
| Central Purchasing Revolving Fund | 18, 25, 102, 103, 104, 105, 106 |
| Central Staffing—Progress for Providence—Payroll Transfer Fund | 84, 91, 96 |
| Chad Brown Playground | 55 |
| Chapin Tot Park | 55 |
| Charles V. Chapin, Dr., Memorial Award | 19, 24 |
| Charles V. Chapin Hospital | 7, 12 |
| Charles H. Smith Trust Fund | 81, 83, 85, 94 |
| Charles H. Smith Trust Fund Income Account | 81, 85, 94 |
| Christmas Display—Roger Williams Park | 19, 25 |
| City Assessor's Dept. | 11, 15, 21 |
| City Clerk | 10, 11, 15, 21 |
| City Collector | 11, 15, 21 |
| City Collector—Water Board Collections | 11, 15, 21 |
| City Council Committee on Memorial Day | 19, 25 |
| City Controller | 11, 15, 21 |
| City Controller—Accounting Division | 15, 21 |
| City Controller—Employees' Retirement Division | 15, 21 |
| City Controller—Data Processing Division | 11, 15, 21 |
| City Council | 11, 15, 21 |
| Classical Central Education Center Plans and Postage Deposit Acct. | 78, 82 |
| City Licenses Due State of Rhode Island | 80, 84, 91, 96 |
| City Plan Commission—Zoning Study | 82, 86, 100 |

INDEX

v

| | |
|--|-------------------------|
| City of Providence School Committee Special Memorial Account..... | 82, 83, 85, 94 |
| City of Providence Title I ESEA (1965)..... | 110 |
| City of Providence Title II ESEA (1965)..... | 110, 111 |
| City of Providence Trustee Better Providence Trust..... | 80, 83, 84, 91 |
| City of Providence Trustee u/w of Charles H. Smith..... | 81, 83, 85, 94, 99 |
| City of Providence Trustee u/w of Charles H. Smith, Real Estate Sales Proceeds— | |
| Condemnation Income..... | 82, 85 |
| City of Providence Trustee u/w of Charles H. Smith, Real Estate Sales Proceeds— | |
| Superior Court..... | 82, 85, 94 |
| City of Providence Trustee u/w of Charles H. Smith, Real Estate Sales Proceeds— | |
| Superior Court Income..... | 82, 85, 94 |
| City of Providence Trustee u/w of Charles H. Smith, Real Estate Sales Proceeds— | |
| Condemnation..... | 82, 85, 94, 99 |
| City Sergeant..... | 11, 15, 21 |
| City Taxes and Valuation by Years..... | 141 |
| Civil Defense—Rev. Fd..... | 102, 103, 104, 105, 106 |
| Civil Defense—Stanford Research Institute..... | 102, 103 |
| Clarence Street Playground..... | 55 |
| Classical High School Fire Damage III..... | 49, 51 |
| Classical High School Loan..... | 49 |
| Classical-Central Education Center..... | 39, 41, 49, 51, 66 |
| Classical-Central Education Center—Plans and Postage Deposit Account..... | 80, 84 |
| Codding Court Playground..... | 55 |
| Collector's Division..... | 11, 15, 21 |
| College Hill Demonstration Study..... | 48, 52 |
| Columbia Park Playground..... | 56 |
| Columbus Day Celebration..... | 19, 25 |
| Collyer Park Playground..... | 6 |
| Combined Balance Sheet..... | 2 |
| Comfort Stations..... | 12, 17, 22 |
| Commissioner of Public Safety..... | 16, 21 |
| Commissioners of Sinking Funds..... | 76-77 |
| Community Mental Health Center..... | 18, 24 |
| Community Schools Program—Federal Grant..... | 111 |
| Construction—Capital..... | 41, 42 |
| Construction of Major Improvements to the Water Supply System..... | 41, 50, 71 |
| Construction and Maintenance Division—Public Works..... | 16, 22 |
| Contingencies..... | 12, 18, 24 |
| Contra Deducted Receivables..... | 4 |
| Contributions to Elected Officials' Retirement System..... | 18, 23 |
| Contributions to Employees' Retirement System..... | 12, 18, 23 |
| Controller's Office—Accounting Division..... | 11, 15, 21 |
| Controller's Office—Data Processing Division..... | 11, 15, 21 |
| Controller's Office—Employees' Retirement Division..... | 11, 15, 21 |
| Cost of Living Grants to Retired Employees..... | 18, 23 |
| Credit Union of the American Federation of State, County and Municipal Em- ployees..... | 80, 84, 91, 96 |
| Cumulated Deficit—School..... | 31 |
| Cypress Street Playground..... | 56 |
| Danforth Street Playfield..... | 56 |
| Daniel Avenue Playground..... | 56 |
| Data Processing Division..... | 11, 15, 21 |
| Davis Park Playground..... | 56 |
| Debt, Net Debt, Population and Valuation by Years..... | 142 |
| Debt Service..... | 18, 24 |
| Decorating Public Buildings..... | 19, 25 |
| Deficit Cumulated..... | 6 |
| Deficits—Unfunded..... | 3, 4 |
| Demolition of Abandoned Property..... | 12, 18, 24 |
| Demolition in Federal Hill Providence, R. I. (M-2)..... | 80, 84, 91, 96 |
| Department of Planning and Urban Development..... | 18, 24 |
| Department of Public Property..... | 12, 18, 25 |
| Department of Recreation..... | 12, 17, 23 |
| Departmental Revenues..... | 10-13 |
| Deposit and Refund Account..... | 80, 84, 91, 96 |
| Deposit with Airlines..... | 4 |
| Details of Cash Disbursements for Active Capital Accounts..... | 48-50 |
| Details of Cash Receipts—Revolving Fund..... | 104 |
| Details of Cash Receipts—Trust and Special..... | 91-95 |
| Details of Expenditures—Trust and Special..... | 96-100 |
| Details of Miscellaneous Receipts and Disbursements—Capital Fund..... | 52-73 |
| Details of Appropriation Expenditures—School Fund..... | 35 |
| Details of Revenue Cash Receipts—School Fund..... | 33 |

| | |
|---|--------------------|
| Dexter Donation Trust Fund..... | 80, 83, 84, 91, 96 |
| Dexter Donation Trust Fund Income..... | 80, 83, 84, 91, 96 |
| Dexter, Ebenezer Knight Trust Fund..... | 80, 84, 92, 96 |
| Dexter, Ebenezer Trust Fund Income..... | 82 |
| Dexter Training Ground..... | 57 |
| Dillon, Lt. George E. Memorial Park..... | 57 |
| Disabled American Veterans of World War I..... | 19, 25 |
| Dr. Charles V. Chapin Memorial Award Committee..... | 19, 24 |
| Dog Licenses..... | 10 |
| Donations..... | 11 |
| Draw Bridge Operation—Public Works..... | 12, 16, 22 |
| Dudley Street Tot Park..... | 57 |
| Due from Federal Government—Federal Program Funds..... | 2 |
| Due from City of Providence—Federal Program Funds..... | 2 |
| Due from General Funds..... | 2 |
| Due from Other Funds..... | 2 |
| Due from State of Rhode Island—Grants-in-Aid— G. P. A..... | 4 |
| Due to Other Funds..... | 3, 6 |
| Due from U. S. Government..... | 2 |
| Due to Federal Programs Fund..... | 3, 109 |
| Due to School Funds..... | 3 |
| Due from Federal Government—Capital Funds..... | 3 |
| Due from Revolving Funds..... | 38 |
| Due from State of R. I.—General Fund..... | 4 |
| Dutch Elm Disease Control..... | 18, 24, 48, 51, 52 |
| Due from School Fund—General Fund..... | 4 |
| East Side Renewal Project..... | 49, 51, 66 |
| Ebenezer Knight Dexter Trust Fund..... | 80, 84, 92, 96 |
| Ebenezer Knight Dexter Trust Fund Income..... | 80, 84, 92, 96 |
| Economic Opportunity Programs..... | 111, 112 |
| Economics Development Administration..... | 112 |
| Eddy Playground..... | 57 |
| Education..... | 17, 23 |
| Education Deficiency Appropriation..... | 17, 23 |
| Electrical Installation..... | 16, 22 |
| Elizabeth Angell Gould Fund..... | 80, 84, 92, 97 |
| Elizabeth Angell Gould Fund Income..... | 83 |
| Ellen R. Barnes Trust Fund..... | 80, 83, 84, 91, 96 |
| Emergency Housing..... | 2, 3, 38, 42, 44 |
| Emergency Public Improvement Fund..... | 80, 83, 84, 92, 96 |
| Emmeline Owen Vinton Fund..... | 82, 83, 86 |
| Emmeline Owen Vinton Fund Income..... | 82, 86, 95, 100 |
| Empire Park—Weybosset Hill Area..... | 49 |
| Employees' U. S. Savings Bond Account..... | 80, 84, 92, 97 |
| Employees' Retirement Division—City of Providence..... | 80, 84 |
| Employees' Retirement System—City of Providence..... | 80, 83, 84, 92, 97 |
| Employees' Retirement System—State of Rhode Island..... | 80, 84, 92, 97 |
| Employees' Retirement System—State of Rhode Island—Survivors Benefits..... | 84, 92, 97 |
| Employees' Withholding Tax Deduction Account..... | 80, 84, 92, 97 |
| Engineering Office—Public Works..... | 12, 16, 22 |
| Environment Control..... | 16, 22 |
| Esek Hopkins Jr. High School Recreation Field..... | 57 |
| Executive Department..... | 15, 21 |
| Exhibit A—Combined Balance Sheet..... | 2 |
| Exhibit B—General Fund—Balance Sheet..... | 2, 3 |
| Exhibit B-1—General Fund—Statement of Cash Receipts and Disbursements..... | 6 |
| Exhibit B-2—General Fund—Statement of Accounts Receivable..... | 7 |
| Exhibit B-3—General Fund—Statement of Changes in Taxes Receivable..... | 8 |
| Exhibit B-4—General Fund—Statement of Appropriation Liabilities..... | 8 |
| Exhibit B-5—General Fund—Statement of Reserves for Specific Purposes..... | 8 |
| Exhibit B-6—General Fund—Analysis of Unfunded Deficit..... | 9 |
| Exhibit B-7—General Fund—Analysis of Current Year Surplus..... | 9 |
| Exhibit C—Summary of General and School Fund Receipts and Expenditures..... | 5 |
| Exhibit D—School Fund—Balance Sheet..... | 2, 31 |
| Exhibit D-1—School Fund—Statement of Cash Receipts and Disbursements..... | 31 |
| Exhibit D-2—School Fund—Statement of Accounts Receivable..... | 31 |
| Exhibit D-3—Statement of Accounts Payable—School Fund..... | 31 |

| | |
|---|----------------------------|
| Exhibit E—Capital Fund—Balance Sheet..... | 2, 38 |
| Exhibit E-1—Capital Fund—Statement of Cash Receipts and Disbursements..... | 39 |
| Exhibit E-2—Capital Fund—Statement of Permanent Improvements..... | 40 |
| Exhibit E-3—Capital Fund—Statement of Notes Payable..... | 41 |
| Exhibit E-4—Capital Fund—Statement of Changes in Bonds Outstanding..... | 42 |
| Exhibit E-4A—Capital Fund—Statement of Bonds Outstanding and Sinking Fund Requirements on a 3% Basis..... | 44-47 |
| Exhibit F—Sinking Fund—Balance Sheet..... | 76 |
| Exhibit F-1—Sinking Fund—Summary of Cash Receipts and Disbursements..... | 77 |
| Exhibit G—Trust and Special Funds—Balance Sheet..... | 2, 80-82 |
| Exhibit G-1—Trust and Special Funds—Summary of Cash Receipts and Disbursements..... | 84-86 |
| Exhibit G-2—Trust and Special Funds—Statements of Investments for Dexter Donation Trust Fund..... | 87 |
| Exhibit G-3—Statement of Investments for Dexter Donation Trust Fund Income..... | 87 |
| Exhibit G-4—Statement of Investments Ebenezer Knight Dexter Trust Fund..... | 88 |
| Exhibit G-5—Statement of Investments Emergency Public Improvement Plan..... | 89 |
| Exhibit G-6—Statement of Investments for Abby A. King Trust Fund..... | 89 |
| Exhibit G-7—Statement of Investments for Gladys Potter Trust Fund..... | 89 |
| Exhibit G-8—Statement of Investments for Charles H. Smith Trust Fund..... | 90 |
| Exhibit G-9—Statement of Investments for City of Providence—Trustee u/w C.H. Smith..... | 90 |
| Exhibit H—Revolving Fund—Balance Sheet..... | 2 |
| Exhibit H-1—Revolving Funds—Summary of Cash Receipts and Disbursements..... | 103 |
| Exhibit J—Federal Program Fund—Balance Sheet..... | 2, 109 |
| Exhibit J-1—Federal Program Fund Appropriations, Expenditures and Unexpended Balance..... | 110-112 |
| Extraordinary Expenditures 1969-1970..... | 3, 6, 9, 13 |
| Federal Funds..... | 2, 109-112 |
| Federal Grants—Community Schools Program II..... | 111 |
| Federal Hill Park..... | 57 |
| Federal Hill Swimming Pool..... | 57 |
| Federal Old Age and Survivors Insurance..... | 12, 18, 23 |
| Federal Water Pollution Act—Capital..... | 38 |
| Finance Administration..... | 11 |
| Finance Director..... | 11, 15, 21 |
| Fines, Forfeits and Escheats..... | 10 |
| Fire Alarm Building Renovations..... | 48, 51, 52 |
| Fire Department..... | 11, 16, 21 |
| Fire Insurance Fund..... | 19, 24, 80, 83, 84, 92, 97 |
| Fire Modernization..... | 40 |
| Fire Pension..... | 12, 18, 24 |
| Fixed Assets—Revolving Fund..... | 2, 102 |
| Flynn School Playground..... | 57 |
| Fogarty Elementary School Playground..... | 57 |
| Food Stamp Cash and Stamp Shortage Account..... | 80, 84, 92, 97, 102 |
| Food Stamp Program..... | 102, 103, 106 |
| Forestry Department..... | 12, 23 |
| Fourth of July Celebration..... | 19, 25 |
| Fox Point Little League Ball Park..... | 57 |
| Frederick Arnold Vinton, M.D., Fund..... | 82, 83, 86 |
| Frederick Arnold Vinton, M.D., Fund Income..... | 95, 100 |
| Fund Balances..... | 3 |
| | 57 |
| Gano Street..... | 58 |
| Garbage Collection and Disposal (Incinerator)..... | 7 |
| General Bonds Payable from Sinking Funds..... | 46 |
| General Debt..... | 47 |
| General Disbursements..... | 5, 15-21 |
| General Fund..... | 1-27 |
| General Fund—Assets and Liabilities..... | 3-4 |
| General Fund Balance Sheet..... | 4 |
| General Fund—Estimated and Actual Revenues..... | 10-13 |
| General Parks..... | 12 |
| General Parks—Rents..... | 12 |
| General Property Taxes..... | 2, 4, 7, 10 |
| General Public Assistance..... | 17, 23 |
| General Public Assistance—Administration..... | 17, 23 |
| General Public Assistance—Grants-in-Aid..... | 10 |
| General Revenue..... | 5, 10-13 |

| | |
|---|----------------|
| Gladys Potter Garden..... | 58 |
| Gladys Potter Trust Fund..... | 11 |
| Gladys Potter Trust Fund Income..... | 85, 93, 98 |
| Gould, Elizabeth Angell Fund..... | 80, 84, 92, 97 |
| Gould, Elizabeth Angell Fund Income..... | 81, 84, 92, 97 |
| Gould, Marshall H., Fund..... | 80, 84, 92, 97 |
| Gould, Marshall H., Fund Income..... | 83 |
| Grants-in-Aid—Aid to Education..... | 32, 33 |
| Grants-in-Aid—General Public Assistance..... | 10 |
| Grants-in-Aid—In lieu of Manufacturers Equipment and Inventory Tax..... | 10 |
| Grants-in-Aid—In lieu of Railroad Tax..... | 10 |
| Grants-in-Aid for Payment of School Debt..... | 10 |
| Grants-in-Aid—School..... | 32, 33 |
| Grants-in-Aid—State of Rhode Island..... | 2, 10 |
| Grants to Outside Agencies and Institutions..... | 17, 23 |
| Grants to Unremarried Widows of Old Police and Fire Pension System..... | 18, 24 |
| Green Acres Project—Shipyard Playground Development..... | 49, 58 |
| Gross Surplus..... | 5 |

| | |
|---|------------------------|
| Health Activities..... | 12, 17, 22 |
| Henry B. Anthony Public Fountain Fund..... | 80, 83, 84, 91, 96 |
| Highway Construction..... | 41, 48 |
| Highway Department..... | 7 |
| Highway—Huntington Avenue..... | 41 |
| Highway Loan..... | 40, 44, 48, 52 |
| Highway Loan (Olneyville Expressway) Dennis J. Roberts' Expressway..... | 41, 44 |
| Highway 1950-1952 Construction..... | 41, 44 |
| Highway Bonds—1954..... | 41, 44 |
| Highway Loan—1960..... | 48, 52 |
| Highway Loan—1964..... | 39, 41, 44, 48, 52 |
| Highway Office Buildings and Garage..... | 48, 52 |
| Highway Paving and Resurfacing Account..... | 48, 52 |
| Highway Reconstruction..... | 41, 51 |
| Highway Rents..... | 10 |
| Historical District Commission..... | 17, 23 |
| Hospital Service Corporation of Rhode Island..... | 81, 84, 92, 97 |
| Horse Racing Receipts..... | 10 |
| Housing Board of Review..... | 12, 18, 25 |
| Housing Authority—City of Providence..... | 11 |
| Housing Authority—Low Cost..... | 11 |
| Housing Authority—Valley View..... | 11 |
| Housing and Urban Development..... | 112 |
| Hurricane Barrier Assessments..... | 81, 84 |
| Human Relations..... | 12, 19, 24, 102, 103 |
| Hurricane Barrier..... | 40, 45, 48, 53, 93, 97 |
| Hurricane Barrier Assessments—Interest on Investments..... | 81, 84 |
| Hurricane Barrier Capital Revolving Fund..... | 48, 53, 73 |

| | |
|--|---------|
| In Lieu Tax Exempt Property..... | 11 |
| Improvement and Extension of Municipal Dock..... | 48 |
| Incinerator Addition and Sludge Disposal Loan..... | 40, 46 |
| Incinerator (Garbage Collection and Disposal)..... | 7 |
| Income from Parking Lots..... | 12 |
| Inserting New Valves Account..... | 50, 72 |
| Installation of Raw Water Booster Pumping Station..... | 50, 72 |
| Interest on Bonded Debt..... | 18, 24 |
| Interest on Floating Debt..... | 25 |
| Interest—General Fund Investments..... | 11 |
| Interest on Investments..... | 11 |
| Interest—Overdue Taxes and Sewer Assessments..... | 11 |
| Interest, Rents, and..... | 11 |
| Interest on Special Investments..... | 11 |
| Inventory of Personal Property..... | 139-140 |
| Inventory—Revolving Funds..... | 2, 102 |
| Investments..... | 2, 4 |
| Investments—Capital Fund..... | 2, 39 |
| Investments—General Fund..... | 2 |
| Investments—Sinking Funds..... | 2 |
| Investments—Trust and Special Funds..... | 2 |

| | |
|---------------------------------------|----------|
| Jewish Orphanage of Rhode Island..... | 17, 23 |
| Jewish War Veterans—R. I. Post..... | 19, 25 |
| Johnson, Nellie Playground Fund..... | 102, 103 |
| Joseph Williams Field..... | 64 |
| Joslin Street Playground..... | 58 |
| Joslin Street Swimming Pool..... | 58 |
| Junior Police Camp..... | 17, 23 |

| | |
|--------------------------------------|--------------------|
| King, Abby A. Trust Fund..... | 81, 83, 84 |
| King, Abby A. Trust Fund Income..... | 81, 83, 84, 93, 97 |
| Knight and Coddling Streets..... | 59 |
| Kenyon Street Playground..... | 59 |

| | |
|---|----------------|
| Labor Day Celebration..... | 19, 25 |
| Law Department..... | 11, 15, 21 |
| Legislative, Judicial and General Administrative Activities..... | 11, 15, 21 |
| Lippitt Hill Elementary School..... | 49 |
| Lippitt Hill Playground..... | 59 |
| Liquor—City License Fees..... | 80, 84, 91, 96 |
| Liquor—City Share—State Tax..... | 10 |
| Local #278, American Federation of State, County and Municipal Employees A. F. L.-C. I. O..... | 81, 84, 93, 97 |
| Local 580 R. I. Alliance of Social Workers..... | 84, 93, 97 |
| Local #799 International Association of Fire Fighters..... | 81, 84, 93, 97 |
| Local #958, American Federation of Teachers..... | 81, 84, 93, 98 |
| Local #1033 Public Employees' Union..... | 81, 84, 93, 98 |
| Local #1211 Providence School Employees Union..... | 81, 84, 93, 98 |
| Local #1339 School Clerks Union..... | 81, 84, 93, 98 |
| Local Share for Senior Citizens Center..... | 18, 24 |
| Lower South Providence Playground..... | 59 |

| | |
|--|-------------------------|
| Man, Anna H., Trust Fund..... | 81, 83, 84, 93, 98 |
| Man, Anna H., Trust Fund Income..... | 81, 84, 93, 98 |
| Major Park Swimming Pool..... | 59 |
| Marshall H. Gould Fund..... | 80, 84, 92, 97 |
| Marshall H. Gould Fund Income..... | 83 |
| Mary Swift Bragunn Fund..... | 80, 83, 84, 91 |
| Mary E. Fogarty Elementary School Fire Damage..... | 49, 51 |
| Mary Elizabeth Sharpe Park Fund..... | 105 |
| Mary Elizabeth Sharpe Tree Fund..... | 104, 105 |
| Mashapaug Pond..... | 49, 66 |
| Matured Bonds Payable..... | 3, 4 |
| Matured Bond Interest Payable..... | 3, 4 |
| Mayor's Office..... | 15, 21 |
| Mayor's Traffic Safety Committee..... | 19, 24 |
| Memorial Day Celebration..... | 19, 25 |
| Merino Park..... | 59 |
| Metcalf Field..... | 59 |
| Miscellaneous..... | 12 |
| Miscellaneous Activities..... | 18, 24 |
| Miscellaneous Water Extension Account..... | 50, 70 |
| Model Cities Supplemental Grant..... | 18, 25 |
| Modernization & Construction—Schools..... | 67-69 |
| Modernizing Fire Department..... | 45 |
| Modernizing School Buildings II..... | 45 |
| Modernizing School Buildings III..... | 45 |
| Modernizing School Building IV..... | 45 |
| Mt. Hope Project R. I. R-18..... | 49, 51, 66 |
| Mount Pleasant Recreation Field..... | 60 |
| Municipal Christmas Observance..... | 19, 25 |
| Municipal Docks..... | 7 |
| Municipal Dock—Extension to..... | 40, 44, 53 |
| Municipal Docks—Investments..... | 12 |
| Municipal Garage..... | 11 |
| Municipal Garage Revolving Fund..... | 102, 103, 104, 105, 106 |
| Municipal Golf Course Club House..... | 60 |
| Municipal Wharf Shed—Loan Account..... | 40, 44 |
| Mutual Benefit Life Insurance..... | 84, 93, 98 |

| | |
|---|-------------------------|
| Nathaniel Greene Jr. High School Fire Damage Fund..... | 49, 67 |
| Nelson Street | 60 |
| Net Debt | 142 |
| Net City Appropriation—School Fund..... | 34 |
| Net Resources—Revolving Funds..... | 3, 102 |
| Net Surplus | 9 |
| Net Surplus Receipts..... | 5 |
| Neutaconkanut Baseball Field..... | 60 |
| Neutaconkanut Park | 60 |
| New Roof Bldg. No. 3 Municipal Wharf..... | 48, 51, 53 |
| New York Avenue Playfield..... | 60 |
| New Water Main Account..... | 82, 86, 95, 100 |
| Nickerson House | 17, 23 |
| North Burial Ground Appropriation Account..... | 19, 24 |
| North Burial Ground Perpetual Care Fund..... | 81, 83, 84, 93, 98 |
| North Burial Ground Perpetual Care Fund Income..... | 81, 84, 93, 98 |
| North Burial Ground Reserve Account..... | 81, 85, 93 |
| North Burial Ground Revolving Fund..... | 102, 103, 104, 105, 106 |
| Notes Payable—Capital | 38 |
| O'Brien Tot Park | 60 |
| Off-Street Parking Facilities..... | 40, 41, 46, 48, 51, 64 |
| Olneyville Expressway—Owners Escrow Funds..... | 81 |
| Omnibus Crime Control and Safe Streets Act of 1968..... | 81, 85, 93, 98 |
| Operating Surplus Water..... | 27 |
| Overpayment of City Taxes..... | 6, 8 |
| Overpayment of Sewer Rentals..... | 8 |
| Overpayment of Water Rates..... | 6, 8 |
| Parking Lots, Income From..... | 12 |
| Parking Meter Division..... | 11 |
| Parks Administration | 17, 23 |
| Parks Department—Forestry | 12 |
| Parks General | 12, 17, 23 |
| Parks General—Rents | 7, 12 |
| Payment from General Fund..... | 5 |
| Payment of Checks Previously Written Off | 9 |
| Payments to Blue Cross & Physicians' Service..... | 12, 18, 24 |
| Payments to Fire Pension Fund..... | 12, 18, 24 |
| Payments to Police Pension Fund..... | 12, 18, 23 |
| Payroll Refund Escrow Account..... | 81, 85 |
| Pedestrian Shopping Mall Extensions and Additions..... | 81, 85, 98 |
| Pedestrian Shopping Mall—Project APW R. I. 27-G..... | 81, 85 |
| Pensions | 12, 18, 23 |
| Permanent Improvements | 2, 3, 38 |
| Petty Cash | 4 |
| Planning and Urban Development | 12 |
| Playfields, Playgrounds and Tot Lots..... | 54-64 |
| Plumbing, Drainage and Gas Piping..... | 16, 22 |
| Police Court Fines..... | 10 |
| Police Department | 11, 16, 21 |
| Police Pensions | 12, 18, 23 |
| Potter, Gladys, Trust Fund..... | 11, 81, 85, 93, 98 |
| Potter, Gladys, Trust Fund Income..... | 85, 93, 98 |
| Premium on Bonds Sold..... | 81, 83, 85 |
| Prepaid Expenditures 1969-1970..... | 2, 4, 6 |
| Prior Year Adjustments and Cancellations..... | 9 |
| Probate Court | 7, 11, 15, 21 |
| Productive Real Estate..... | 137, 138 |
| Progress for Providence, Inc.—Office of Economic Opportunity..... | 111-112 |
| Property Taxes | 2, 4, 7, 10 |
| Providence Animal Rescue League..... | 17, 23 |
| Providence Beautification Plan..... | 19, 24, 81, 85, 93 |
| Providence Central Library Addition..... | 40 |
| Providence Civil Defense—Rev. Fd..... | 102, 103, 104, 105, 106 |
| Providence Civilian Defense Council..... | 12, 19, 24 |
| Providence Human Relations Commission..... | 12, 19, 24, 102, 103 |
| Providence Junior Fire Department—Rev. Fd..... | 102, 103, 106 |
| Providence Junior Police Camp Revolving Fund..... | 102, 104, 105 |
| Providence Lodge #3 Fraternal Order of Police..... | 81, 85, 93, 98 |

| | |
|---|--------------------------------|
| Providence Municipal Court..... | 11, 15, 21 |
| Providence Municipal Employees Credit Union..... | 85, 94, 98 |
| Providence Permanent Firemen's Relief Association..... | 85, 94, 98 |
| Providence Police Association..... | 85, 94, 98 |
| Providence Public Library..... | 17, 23 |
| Providence Public Library Bonds..... | 44 |
| Providence School Department--Community School Programs..... | 111 |
| Providence School Department--Neighborhood Youth Corps Program..... | 112 |
| Providence School Employees' Union Local #1211..... | 81, 84 |
| Providence Teachers' Credit Union..... | 81, 85, 94, 98 |
| Public Bath Houses..... | 12, 17, 22 |
| Public Buildings..... | 16, 22 |
| Public Celebrations..... | 19, 25 |
| Public Comfort Stations..... | 12, 17, 22 |
| Public Parks--Administration..... | 17, 23 |
| Public Parks Forestry..... | 12 |
| Public Parks General..... | 12, 17, 23 |
| Public Parks General--Rents..... | 7, 12 |
| Public Parks--Roger Williams Park..... | 12, 17, 23 |
| Public Parks--Roger Williams Park--Rents..... | 7, 12 |
| Public Safety..... | 11, 12 |
| Public School Estates..... | 12 |
| Public School Estates Revolving Fund..... | 12, 17, 23, 102, 103, 104, 105 |
| Public Schools..... | 17, 23, 29, 35 |
| Public Schools--Books and Equipment Account..... | 17, 23 |
| Public Welfare Administration Building..... | 40, 45, 49, 65 |
| Public Works Activities..... | 12, 16, 22 |
| Public Works--Administration..... | 12, 16, 22 |
| Public Works--Construction and Maintenance--Administration..... | 16, 22 |
| Public Works--Draw Bridge Operation..... | 12, 16, 22 |
| Public Works--Engineering Office..... | 12, 16, 22 |
| Public Works--Environment Control..... | 16, 22 |
| Public Works--Garbage Collection and Disposal (Incinerator)..... | 12, 16, 22 |
| Public Works--Garage and/or Municipal Garage and Warehouse Loan..... | 40, 45 |
| Public Works--Highways..... | 12, 16, 22 |
| Public Works--Highway Office Building and Garage Loan..... | 40, 45 |
| Public Works--Municipal Docks..... | 12, 16, 22 |
| Public Works--Public Buildings..... | 16, 22 |
| Public Works--Refuse Collection and Disposal..... | 12, 16, 22 |
| Public Works--Revolving Funds..... | 101-106 |
| Public Works Revolving Fund Equipment..... | 102 |
| Public Works Revolving Fund Stores..... | 102 |
| Public Works--Sanitation Division--Administration..... | 16, 22 |
| Public Works--Sewage Disposal..... | 12, 16, 22 |
| Public Works--Sewage Pumping Station..... | 16, 22 |
| Public Works--Sewer Construction and Maintenance..... | 12, 16, 22 |
| Public Works--Sidewalk Contractors' Licenses..... | 10 |
| Public Works--Snow and Ice Removal..... | 12, 16, 22 |
| Public Works--Street Cleaning..... | 12, 16, 22 |
| Public Works--Street Lighting..... | 16, 22 |
| Public Works Revolving Fund--Equipment..... | 103, 104, 105 |
| Public Works Revolving Fund--Stores..... | 103, 104, 105 |
| Purchasing Department--Municipal Garage Division..... | 11, 15, 21 |
| Purchasing Department--Purchasing Division..... | 11, 15, 21 |
| Purchasing Department--Purchasing Revolving Fund..... | 18, 25, 102-103, 104, 105, 106 |
| Real Estate..... | 115-138 |
| Real Estate--Acquired by City at Tax Sale..... | 130-134 |
| Real Estate--Charles H. Smith Estate..... | 136 |
| Real Estate--Dexter Donation..... | 135 |
| Real Estate--Fire Stations..... | 127 |
| Real Estate--Miscellaneous..... | 119-121 |
| Real Estate--Miscellaneous Public Buildings..... | 118 |
| Real Estate Sales Proceeds--North Burial Ground..... | 81, 85 |
| Real Estate--Parks and Playgrounds..... | 116-117 |
| Real Estate--Police Stations..... | 128 |
| Real Estate--Productive..... | 137-138 |
| Real Estate Property Valuation..... | 139 |
| Real Estate--Public Schools..... | 122-126 |
| Real Estate Sales Proceeds..... | 81, 85, 94, 98 |
| Real Estate Sales Proceeds--Roger Williams Park Land Disposition..... | 81 |
| Real Estate Sales Proceeds--Roger Williams Park Land Condemnation, State of Rhode Island..... | 81, 85 |

| | |
|--|-------------------------|
| Real Estate Sales Proceeds—Roger Wms. Park Land Easement | 81 |
| Real Estate—Summary of | 115 |
| Real Estate—Trust and Special | 2, 136, 137 |
| Real Estate—Water Supply Board | 129 |
| Receivables—Deducted Contra | 4 |
| Reconciliation Sheet—Revolving Funds | 106 |
| Recorder of Deeds | 7, 11, 15, 21 |
| Recreation Activities | 12, 17, 23 |
| Recreation, Department of | 12, 17, 23 |
| Recreation Dept.—Repairs & Moving Expenses | 49, 51, 54 |
| Recreation Facilities Bonds | 44 |
| Recreation Loan | 40, 44, 49, 51 |
| Recreation Loan II | 49, 54 |
| Recreation Loan III | 44, 49, 54 |
| Recreation Loan IV | 44, 49, 54 |
| Recreation Loan V | 39, 41, 51, 54 |
| Recovery of Abated Taxes | 10 |
| Redevelopment Agency | 65, 66 |
| Redevelopment Bonds | 45 |
| Redevelopment Loans | 73 |
| Refund of Blue Cross and Physicians Service | 6 |
| Refund of Social Security Taxes | 6 |
| Refund of Prior Year Payments | 6, 9 |
| Refund of Union Dues | 6 |
| Refunding Bonds | 2, 3, 42 |
| Refunds of Collections—Prior Years | 6, 45 |
| Refuse Collection and Disposal | 12, 16, 22 |
| Relief Fund for Firemen and Policemen | 18, 24 |
| Rents—City Property | 7, 11 |
| Rents and Interest | 11 |
| Rents—Off Street Parking Facilities | 38 |
| Repairs and Improvements at Reservoirs | 50 |
| Repairs and Reconstruction of Bridges | 48, 53 |
| Reserve for Encumbrances—Capital | 3 |
| Reserve for Encumbrances—Federal Programs | 3, 109 |
| Reserve for Encumbrances—General | 3, 4, 8, 9 |
| Reserve for Excess Receipts | 13 |
| Reserve for Extraordinary Expenditures 1969-1970 | 3, 6, 9, 13 |
| Reserve for School Expenditures | 18, 25 |
| Reserve for Social Security Tax | 81, 85, 94, 99 |
| Reserve for Specific Purposes | 3, 4 |
| Retirement of Floating Debt | 25 |
| Retirement of Serial Bonds | 18, 24 |
| Revenue Available When Collected | 3 |
| Revenue Available When Collected—Capital | 3, 38 |
| Revenue Available When Collected—Revolving Funds | 3, 102 |
| Revenue Available When Collected—Schools | 3 |
| Revenue Available When Collected—Trust and Special | 3 |
| Revenue for Extraordinary Expenditures 1969-1970 | 3 |
| Revolving Funds | 2, 101-106 |
| Revolving Funds—Balance Sheet | 102 |
| R. I. M-1 Demolition Program Upper South Providence | 81, 85, 94, 99 |
| Rhode Island Historical Society | 17, 23 |
| Rhode Island Hospital—Ambulance Service | 17 |
| Rhode Island Medical Care Fund | 81, 85 |
| Rhode Island Post Jewish War Veterans | 19, 25 |
| Rhode Island Tourist Association | 17, 23 |
| Roberts Expressway, Dennis J., Owners' Escrow Funds | 81, 85 |
| Roger Williams—C. H. Smith Trust Fund—Unallocated Income Account | 85, 94, 99 |
| Roger Williams Park | 12, 17, 23 |
| Roger Williams Park—Beautification Plan | 49, 54 |
| Roger Williams Park—C. H. Smith Trust Fund—Revolving Fund | 102, 103, 104, 105, 106 |
| Roger Williams Park—Christmas Display | 19, 25 |
| Roger Williams Park—Forestry | 12, 23 |
| Roger Williams Park—Museum | 17, 23 |
| Roger Williams Park—Phase I—Plains Exhibit | 49, 54 |
| Roger Williams Park Pool | 61 |
| Roger Williams Park—Rents | 12 |
| Roger Williams Park Restrooms | 49, 54 |
| Roger Williams Park Zoo Fund | 102, 103 |
| Roger Williams Plat Water Service Account | 102, 103 |
| Roger Williams Tennis Court | 61 |
| Roosevelt St. Playground | 61 |
| Roosevelt Street Swimming Pool | 61 |

| | |
|--|--------------------|
| Sackett Street | 61 |
| Saint Vincent DePaul Infant Asylum | 17, 23 |
| Samuel H. Tingley Trust Fund | 11, 83, 95, 99 |
| Samuel H. Tingley Trust Fund Income | 82, 85, 95, 100 |
| Sanitation Buildings Loan | 40, 45, 48, 53 |
| Sanitation Division Administration | 16, 22 |
| Sanitation—Environment Control | 16, 22 |
| Sanitary Sewers Account | 70 |
| Schedule B-1—General Fund—Estimated and Actual Revenues | 10-13 |
| Schedule B-2—General Fund—Appropriations, Expenditures and Unexpended Balances | 15-19 |
| Schedule B-3—General Fund—Statement of Expenditures | 21-25 |
| Schedule B-4—General Fund—Water Department Operating Statement | 27 |
| Schedule D-1—School Fund—Estimated and Actual Revenue | 32 |
| Schedule D-1A—School Fund—Detail of Revenue and Cash Receipts | 33 |
| Schedule D-2—School Fund—Appropriations, Expenditures and Unencumbered Balance of Appropriations | 34 |
| Schedule D-2A—School Fund—Details of Revenue Appropriation Expenditures | 35 |
| Schedule E-1—Capital Fund—Analysis of Capital Appropriations | 48-50 |
| Schedule E-1A—Capital Funds—Appropriation Receipts | 51 |
| Schedule E-1B—Capital Fund—Details of Cash Disbursements for Active Capital Accounts | 52-72 |
| Schedule G-1A—Trust and Special—Details of Cash Receipts | 91-95 |
| Schedule G-1B—Trust and Special—Details of Expenditures | 96-100 |
| Schedule H-1a—Revolving Funds—Details of Cash Receipts | 104 |
| Schedule H-1b—Revolving Fund—Statement of Expenditures | 105 |
| Schedule H-1c—Revolving Fund—Reconciliation of Expenditures | 106 |
| Schedule of Expenditures Trust and Special Funds | 96-100 |
| Schedule of Receipts Trust and Special Funds | 91-95 |
| School Athletic Fields | 45, 49, 69 |
| School Athletic Fields Loan | 45 |
| School Bonds of 1954 | 45 |
| School Bonds of 1958 | 45 |
| School Bonds of 1959 | 45 |
| School Bonds of 1961 | 45 |
| School Bonds of 1966 | 45 |
| School Bonds of 1968 | 45 |
| School Building Account | 73 |
| School Department | 17, 23, 29-35 |
| School Department—Books and Equipment Account | 17, 23 |
| School Disbursements | 5, 34, 35 |
| School Fund | 2, 29-35 |
| School Fund—Encumbrances | 31 |
| School Loan | 40 |
| School—Classical-Central Education Center | 66 |
| School—Classical High—School Loan | 67 |
| School for Handicapped Children | 39, 41, 49, 70 |
| School Modernization Loans | 39, 41, 45, 49, 51 |
| School—Lippitt Hill Elementary School | 67 |
| School Revenue | 5, 33, 34 |
| Section I—General Fund | 1-27 |
| Section II—School Fund | 29-35 |
| Section III—Capital Fund | 37-73 |
| Section IV—Sinking Fund | 75-77 |
| Section V—Trust and Special Funds | 79-100 |
| Section VI—Revolving Funds | 101-106 |
| Section VII—Federal Programs Fund | 107-112 |
| Senator H. B. Anthony Prize Fund | 80, 83, 84, 91, 96 |
| Senator H. B. Anthony Prize Fund Income | 80, 84, 91, 96 |
| Sewage Disposal | 7 |
| Sewage Pumping Station | 16, 22 |
| Sewage Treatment Plant—Additions and Alterations | 48, 70 |
| Sewage Treatment Plant Loan I | 46, 48, 70 |
| Sewage Treatment Plant Loan II | 46, 48, 70 |
| Sewage Treatment Plant III | 48, 70 |
| Sewer Assessments | 7, 10 |
| Sewer Construction | 46, 48 |
| Sewer Construction Account | 48 |
| Sewer Construction—1964 | 44, 48 |
| Sewer Construction Bonds—1966 | 46 |
| Sewer Construction Account—1963-1964 | 46 |
| Sewer Construction—1969 | 48, 51, 70 |
| Sewer Construction and Maintenance | 12, 16, 22 |
| Sewer Construction Bonds—1954 | 46 |
| Sewer Construction Bonds—1957 | 44 |
| Sewer Fees—Lubec Street | 81, 85 |

| | |
|---|--------------------|
| Sewer Loan | 40, 46 |
| Sewer 1950-52 Construction..... | 46 |
| Sewer Loan-1964 | 70 |
| Sewer Rentals | 7, 12 |
| Shared State Taxes..... | 10 |
| Sharpe, Mary Elizabeth Park Fund..... | 102, 103, 106 |
| Sharpe, Mary Elizabeth Tree Fund..... | 102, 103, 106 |
| Shipyards Playfield | 62 |
| Sidewalk Contractors' Licenses..... | 10 |
| Sidewalk and Curbing Assessments..... | 10 |
| Sinking Fund | 2 |
| Sinking Fund Balance Sheet..... | 76 |
| Sinking Fund Disbursements..... | 77 |
| Sinking Fund on 3% Basis..... | 44-47 |
| Sinking Fund Receipts..... | 76 |
| Sludge Incinerator Loan Account..... | 46, 48, 70 |
| Slum Clearance and Redevelopment | 39, 51 |
| Slum Clearance II..... | 49 |
| Slum Clearance III..... | 49, 65 |
| Slum Clearance IV..... | 41, 49, 65 |
| Slum Clearance V..... | 41, 49, 66 |
| Smith, Charles H., City of Providence Trustee u/w..... | 81, 83, 85, 94, 99 |
| Smith, Charles H., City of Providence Trustee u/w of—Real Estate Sales Proceeds— Condemnation Income | 82, 85 |
| Smith, Charles H., City of Providence Trustee u/w of—Real Estate Sales Proceeds— Superior Court | 82, 85, 94 |
| Smith, Charles H., City of Providence Trustee u/w of—Real Estate Sales Proceeds— Superior Court Income | 82, 85, 94 |
| Smith, Charles H., City of Providence Trustee u/w of—Real Estate Sales Proceeds— Condemnation | 82, 85, 94, 99 |
| Smith, Charles H. Trust Fund..... | 81, 83, 85, 94 |
| Smith, Charles H. Trust Fund—Income Account..... | 81, 85, 94 |
| Smith, Charles H., Trust Fund—Roger Williams Park—Unallocated..... | 85, 94, 99 |
| Smith Street Playground Extension..... | 62 |
| Snow and Ice Removal..... | 12, 16, 22 |
| Soldiers' Burials | 17, 23 |
| South Providence Swimming Pool..... | 62 |
| Special Assessments | 10 |
| Specific Allocations Required by Law..... | 5 |
| Stanford Research Institute—Civil Defense Study..... | 102, 103 |
| State Grants-in-Aid | 32 |
| State of Rhode Island—Real Estate Conveyance Tax..... | 82, 85, 95, 99 |
| State Sales Tax—Water..... | 82, 85, 95, 99 |
| Statement of Accounts Payable—School Fund | 31 |
| Statement of Accounts Receivable—General Fund..... | 2, 4, 7 |
| Statement of Accounts Receivable—School Fund..... | 31 |
| Statement of Appropriation Liabilities..... | 8 |
| Statement of Bonds Outstanding and Sinking Fund Requirement on 3% Basis..... | 44-47 |
| Statement of Cash Receipts and Disbursements—Capital Fund..... | 39 |
| Statement of Cash Receipts and Disbursements—General Fund..... | 6 |
| Statement of Cash Receipts and Disbursements—School Fund..... | 31 |
| Statement of Changes in Bonds Outstanding—Capital Fund..... | 42 |
| Statement of Changes in Taxes Receivable—General Fund..... | 8 |
| Statement of Expenditures—General..... | 21-25 |
| Statement of Expenditures—Revolving Funds..... | 105 |
| Statement of Investments for Abby A. King Trust Fund..... | 89 |
| Statement of Investments for Charles H. Smith Trust Fund..... | 90 |
| Statement of Investments for City of Providence—Trustee u/w of Charles H. Smith..... | 90 |
| Statement of Investment for Dexter Donation Trust Fund..... | 87 |
| Statement of Investments for Dexter Donation Trust Fund Income..... | 87 |
| Statement of Investments for Ebenezer Knight Dexter Trust Fund..... | 88 |
| Statement of Investments for Emergency Public Improvement Fund | 89 |
| Statement of Investments for Gladys Potter Trust Fund..... | 89 |
| Statement of Notes Payable—Capital..... | 41 |
| Statement of Permanent Improvements—Capital Fund..... | 40 |
| Statement of Reserve for Specific Purposes..... | 8 |
| Statement of Revenue, Estimated and Actual—General Fund..... | 10-13 |
| Statement of Revenue, Estimated and Actual—School Fund..... | 32 |
| Statistical Information | 113-140 |
| Street Cleaning | 16, 22 |
| Street Lighting | 16, 22 |
| Structures and Zoning..... | 11 |
| Student Intern Program..... | 19, 24 |
| Suggestion Award Account..... | 82, 85 |
| Summertime Program Payroll Transfer Fund | 95, 99 |
| Summary of Cash Receipts and Disbursements—Revolving Funds..... | 103 |
| Summary of Cash Receipts and Disbursements—Sinking Funds..... | 77 |

| | |
|---|---------------------|
| Summary of Cash Receipts and Disbursements—Trust and Special Funds | 84-86 |
| Summary General and School Fund Receipts and Expenditures | 5 |
| Summary of Inventories of Personal Property | 139-140 |
| Summary of Real Estate | 115 |
| Superintendent of Weights and Measures | 11, 16, 21 |
| Table 1—Real Estate | 115-136 |
| Table 2—Productive Real Estate | 137 |
| Table 3—Inventory of Personal Property | 139, 140 |
| Table 4—City Taxes and Valuation by Years | 141 |
| Table 5—Debt, Net Debt, Population and Valuation by Years | 142 |
| Tax Reverted Properties | 2, 4, 8 |
| Tax Sheltered Annuities | 10, 82, 85, 95, 99 |
| Taxes—Abatements and Cancellations | 8 |
| Taxes—Collections | 8 |
| Taxes—Levied | 8 |
| Taxes—Receivable | 8 |
| Temporary Investments—Capital | 39 |
| Tillinghast Donation | 82, 83, 95, 99 |
| Tillinghast Donation Income Account | 82, 85 |
| Tingley, Samuel H. Trust Fund | 11, 82, 95, 99 |
| Tingley, Samuel H. Trust Fund Income | 82, 85, 95, 100 |
| Title I ESEA (1965) Federal | 110 |
| Title II, ESEA (1965) Federal | 110, 111 |
| Title III ESEA (1965) Federal | 111 |
| Title IV Federal | 111 |
| Title VI Federal | 111 |
| Title VII Federal | 111 |
| Tockwotten Park Swimming Pool | 62 |
| Tot Lots, Playgrounds, and Playfields | 54-64 |
| Traffic Engineering Department | 11, 16, 22 |
| Traffic Signal Installation Loan | 40, 46 |
| Traffic Signal and Traffic Control Bonds 1957 | 46 |
| Treasury Department | 15, 21 |
| Trust and Special Balance Sheet | 80-82 |
| Trust and Special—Detail of Cash Receipts | 91-95 |
| Trust and Special—Detail of Expenditures | 96-100 |
| Trust and Special Funds | 2 |
| Trust and Special—Investments Detail | 83 |
| Trust and Special Savings Bank Balances | 83 |
| Trust and Special—Statement of Investments for Dexter Donation Trust Fund | 87 |
| Trust and Special—Statement of Investments for Dexter Donation Trust Fund Income | 88 |
| Trust and Special—Summary of Cash Receipts and Disbursements | 84-86 |
| Traffic Dept.—Repairs & Moving Expenses | 49, 51, 71 |
| Unamortized Expenditures Made from Proceeds of Bonds and Notes Issued—Capital Fund | 2 |
| Unclaimed Bond Interest Payable—Water | 8 |
| Unclaimed Matured Bonds Payable—General | 8 |
| Unclaimed Estates | 82, 83, 85, 95, 99 |
| Unclaimed Estates Income | 85 |
| Unencumbered Appropriations | 3 |
| Unexpended Balances from Proceeds of Bonds and Notes Issued—Capital Fund | 2, 38 |
| Unfunded Deficits | 3, 4 |
| United Fund Incorporated | 82, 86, 95, 100 |
| U. S. Department of Health, Education and Welfare | 112 |
| U. S. Department of Labor | 112 |
| Valley View Housing Fund | 82, 83 |
| Valley View Housing Reserve | 82, 83, 86, 95, 100 |
| Valuation by Years | 141 |
| Veterans of Foreign Wars | 19, 25 |
| V-J Day Celebration | 19, 25 |
| Vinton, Emmeline Owen Fund | 82, 83, 86 |
| Vinton, Emmeline Owen Fund Income | 82, 86, 95, 100 |
| Vinton, Frederick Arnold, M.D., Fund | 82, 83, 86 |
| Vinton, Frederick Arnold, M.D., Fund Income | 95, 100 |
| Viscolosi Tot Playground | 63 |
| Vital Statistics | 10, 12, 17, 22 |

| | |
|--|---------------------|
| Water Board Collection—City Collector..... | 11, 15, 21 |
| Water—Construction of Major Improvements to the Water Supply System..... | 71 |
| Water Department | 7 |
| Water Department Additional Rapid Sand Filters..... | 71 |
| Water Department Aqueduct Land Condemnation and Easement..... | 71 |
| Water Department Installation of Raw Water Booster Pumping Station..... | 72 |
| Water Dept.—Miscellaneous Water Extensions | 72 |
| Water Department Operating Statement General Fund..... | 27 |
| Water Department—Surplus | 27 |
| Water Depreciation and Extension Fund..... | 82, 83, 85, 95, 100 |
| Water Disbursements | 27 |
| Water Distribution Reservoir..... | 47 |
| Water Improvements Plans and Specifications..... | 82, 86, 100 |
| Water Department—Inserting New Valves | 72 |
| Water Loans | 39 |
| Water Meter Conversion Revolving Fund | 102, 103, 104, 105 |
| Water—Miscellaneous Extensions | 72 |
| Water—Plans for Development of Reservoirs | 51 |
| Water Purification Works Improvements I..... | 47 |
| Water—Repairs and Improvements at Reservoirs..... | 51 |
| Water Revenue | 27 |
| Water Sinking Fund Debt..... | 47 |
| Water Stores Revolving Fund..... | 102, 103 |
| Water Supply Board..... | 13, 19, 25 |
| Water Supply Board—Accounting and Commercial Division | 19, 25, 27 |
| Water Supply Board—Administration..... | 19, 25, 27 |
| Water Supply Board—Contributions to Employees' Retirement System..... | 19, 25, 27 |
| Water Supply Board—Federal Old Age and Survivors Insurance..... | 19, 25, 27 |
| Water Supply Board—Interest on Bonded Debt..... | 19, 25, 27 |
| Water Supply Board—Interest on Floating Debt..... | 19, 25, 27 |
| Water Supply Board—Retirement of Floating Debt..... | 19, 25, 27 |
| Water Supply Board—Retirement of Serial Bonds..... | 19, 25, 27 |
| Water Supply Board—New Water Main..... | 82, 86, 95, 100 |
| Water Supply Board—Operating Surplus..... | 27 |
| Water Supply Board—Rents..... | 27 |
| Water Supply Board—Source of Supply..... | 19, 25, 27 |
| Water Supply Board—Taxes..... | 19, 25, 27 |
| Water Supply Board—Transmission and Distribution | 19, 25, 27 |
| Water Works Improvements..... | 40 |
| Welfare Activities | 17, 23, 19, 25 |
| Welfare Administration | 17, 23 |
| Welfare Dept.—General Public Assistance..... | 17, 23 |
| Westminster Mall | 7, 12 |
| Westminster Pedestrian Mall..... | 81, 85, 98 |
| West River Project—U.R. R. 1, 1-6..... | 49, 66 |
| Weybosset Hill Land Rental..... | 66, 82, 86, 95, 99 |
| Weybosset Hill Renewal Project..... | 49 |
| Willard Center | 63 |
| Zoning Board of Review..... | 12, 18, 24 |
| Zoning Study U.P. Project No. R. I. P-17-G..... | 82, 86, 100 |

December 31, 1970

To THE HONORABLE JOSEPH A. DOORLEY, JR., MAYOR, AND
THE HONORABLE THE CITY COUNCIL:

In compliance with the requirements of the City Ordinances there is submitted herewith the One Hundred and Twenty-Second Annual Financial Report of the City Controller. Part I consists of financial exhibits and schedules of conditions and operations of the funds of the City and those under its control. Part II sets forth information in connection with real estate holdings and other facts of a general nature.

PART I

Part I consists of seven sections in accordance with the fund structure of the City. There are only two exhibits that pertain to more than one type of fund. These may be found in Section I. Their titles and brief description follows:

EXHIBIT "A":

A combined statement of the balance sheets of all seven funds.

EXHIBIT "C":

A combined summary of general and school fund receipts and expenditures.

The sections of this part of the report may be found in the following order:

1. GENERAL FUND
2. SCHOOL FUND
3. CAPITAL FUNDS
4. SINKING FUNDS
5. TRUST AND SPECIAL FUNDS
6. REVOLVING FUNDS
7. FEDERAL PROGRAMS FUNDS

The "Net Debt" of the City as of September 30, 1969 is set forth in the following analysis:


| BONDED DEBT: | Sept. 30, 1969 | Sept. 30, 1968 | Increase Decrease* in Net Debt |
|---|-------------------|-------------------|--------------------------------------|
| Exhibit E-4A | \$54,380,000.00 | \$58,113,000.00 | \$ 3,733,000.00* |
| LESS: SINKING FUNDS, PREMIUMS ON BONDS SOLD, HOUSING AUTHORITY RESERVE, AND CAPITAL DEBT FUND. | | | |
| Exhibit F Sinking Funds | \$234,534.25 | | |
| Exhibit G Premium on Bonds.... | 708.68 | | |
| Exhibit G Housing Authority Reserve | 402,168.45 | | |
| Schedule E-1 Capital Debt Fund.... | 49,675.79 | 687,087.17 | |
| Exhibit F Sinking Funds | \$175,621.40 | | |
| Exhibit G Premium on Bonds.... | 708.68 | | |
| Exhibit G Housing Authority Reserve | 370,286.19 | | |
| Schedule E-1 Capital Debt Fund.... | —0— | 546,616.27 | 140,470.90 |
| NET BONDED DEBT..... | \$53,692,912.83 | \$57,566,383.73 | \$ 3,873,470.90* |
| ADD: | | | |
| NOTES PAYABLE | | | |
| Exhibit E-3 | 19,839,000.00 | 12,188,084.72 | 7,650,915.28 |
| TOTAL NET DEBT..... | \$73,531,912.83 | \$69,754,468.45 | |
| INCREASE IN NET DEBT..... | | | \$3,777,444.38 |

PART II

Schedule of Real Estate, Leases and Rentals owned or controlled by the City of Providence are included in this part, and were prepared by the Engineering Office of the Public Works Department.

Tables 3, 4, and 5 contain information in connection with personal property inventories, taxes, debt and population.

Respectfully submitted,


NORMAN K. DISANDRO
City Controller

PART I

SECTION I

General Fund

COMBINED BALANCE SHEET

September 30, 1969

| Assets | Total | General Fund | School Fund | Capital Fund | Sinking Fund | Trust and Special Funds | Revolving Fund | Federal Programs Fund |
|--|------------------|-----------------|--------------|------------------|--------------|-------------------------|----------------|-----------------------|
| Cash | \$ 9,005,241.53 | \$ 1,865,680.26 | \$885,158.39 | \$ 2,035,366.06 | \$ 54,534.25 | \$ 2,674,868.03 | \$ 300,427.55 | \$1,189,206.99 |
| Cash on Deposit with Fiscal Agents for Payment of Bonds and Interest..... | 29,483.94 | 29,483.94 | | | | | | |
| Cash on Deposit with Airlines..... | 425.00 | 425.00 | | | | | | |
| Due from Other Funds..... | 454,972.23 | 341,943.90 | | | | | 113,028.33 | |
| Accounts Receivable (Deducted Contra)..... | 1,567,024.87 | | 29,342.97 | 34,525.00 | | 1,503,156.90 | | |
| Property Taxes | 5,668,158.72 | 5,668,158.72 | | | | | | |
| Tax Reverted Property..... | 242,676.80 | 242,676.80 | | | | | | |
| State Grants-In-Aid | 269,305.52 | 269,305.52 | | | | | | |
| Other | 856,046.87 | 692,085.25 | | | | | 163,961.62 | |
| Accounts Receivable (Not Deducted Contra)..... | 1,352,041.44 | | | 45,600.00 | | | | 1,306,441.44 |
| Due from U.S. Government..... | 906.80 | 906.80 | | | | | | |
| Prepaid (1969-1970) Expenditures..... | 391,411.15 | | | | | | | 391,411.15 |
| Due from City of Providence..... | | | | | | | | |
| Inventory | 152,426.75 | | | | | | 152,426.75 | |
| Fixed Assets | 914,336.69 | | | | | | 914,336.69 | |
| Real Estate | 2,981,669.95 | | | | | 2,981,669.95 | | |
| Investments | 50,385,022.66 | 1,000,000.00 | | | 180,000.00 | 49,205,022.66 | | |
| Unamortized Expenditures made from Proceeds of Bonds and Notes Issued for: | | | | | | | | |
| Area Development | 15,956,550.00 | | | 15,956,550.00 | | | | |
| Emergency Housing | 938,000.00 | | | 938,000.00 | | | | |
| Permanent Improvements | 54,903,459.64 | | | 54,903,459.64 | | | | |
| Refunding | 603,000.00 | | | 603,000.00 | | | | |
| Unexpended Balance from Proceeds of Bonds and Notes Issued for: | | | | | | | | |
| Area Development | 3,450.00 | | | 3,450.00 | | | | |
| Permanent Improvements | 1,814,540.36 | | | 1,814,540.36 | | | | |
| Capital Authorities Not Yet Hired for: | | | | | | | | |
| Area Development | 14,840,000.00 | | | 14,840,000.00 | | | | |
| Permanent Improvements | 13,421,000.00 | | | 13,421,000.00 | | | | |
| Total Assets | \$176,751,150.92 | \$10,110,666.19 | \$914,501.36 | \$104,595,491.06 | \$234,534.25 | \$56,364,717.54 | \$1,644,180.94 | \$2,887,059.58 |
| | | Exhibit B | Exhibit D | Exhibit E | Exhibit F | Exhibit G | Exhibit H | Exhibit J |

CITY OF PROVIDENCE

| Liabilities | Total | General Fund | School Fund | Capital Fund | Sinking Fund | Trust and Special Funds | Revolving Fund | Federal Programs Fund |
|---|-------------------------|------------------------|---------------------|-------------------------|---------------------|-------------------------|-----------------------|-----------------------|
| Accounts Payable | \$ 2,397,236.84 | \$ 1,020,141.92 | \$884,260.03 | | | \$ 384,069.85 | \$ 108,765.04 | |
| Reserve for Encumbrances..... | 3,227,130.71 | 292,724.73 | | \$ 2,082,464.85 | | | | \$ 851,941.13 |
| Due to Other Funds..... | 475,106.69 | | 341,943.90 | | | | 132,859.09 | 303.70 |
| Other Liabilities: | | | | | | | | |
| Matured Bonds Payable..... | 13,000.00 | 13,000.00 | | | | | | |
| Matured Bonds Interest Payable..... | 16,483.94 | 16,483.94 | | | | | | |
| Notes Payable: | | | | | | | | |
| Area Development | 5,160,000.00 | | | 5,160,000.00 | | | | |
| Permanent Improvements | 14,679,000.00 | | | 14,679,000.00 | | | | |
| Bond Outstanding: | | | | | | | | |
| Area Development | 10,800,000.00 | | | 10,800,000.00 | | | | |
| Emergency Housing | 938,000.00 | | | 938,000.00 | | | | |
| Permanent Improvements | 42,039,000.00 | | | 42,039,000.00 | | | | |
| Refunding Loans | 603,000.00 | | | 603,000.00 | | | | |
| Revenue Available When Collected..... | 8,389,003.85 | 6,872,226.29 | 29,342.97 | 34,525.00 | | 1,451,365.35 | 1,544.24 | |
| Reserves: | | | | | | | | |
| Specific Purposes | 6,582.37 | 6,582.37 | | | | | | |
| 1969-1970 Extraordinary Expenditures..... | 2,891,652.42 | 2,891,652.42 | | | | | | |
| Unencumbered Appropriations | 30,295,214.32 | | 898.36 | 28,259,501.21 | | | | 2,034,814.75 |
| Fund Balance | 54,763,816.59 | | | | \$234,534.25 | 54,529,282.34 | | |
| Net Resources | 1,401,012.57 | | | | | | 1,401,012.57 | |
| Unfunded Deficits | 1,344,089.38 | 1,002,145.48 | 341,943.90 | | | | | |
| Total Liabilities | \$176,751,150.92 | \$10,110,666.19 | \$914,501.36 | \$104,595,491.06 | \$234,534.25 | \$56,364,717.54 | \$1,644,180.94 | 2,887,059.58 |
| | | Exhibit B | Exhibit D | Exhibit E | Exhibit F | Exhibit G | Exhibit H | Exhibit J |

GENERAL FUND

BALANCE SHEET

September 30, 1969

| Assets | | Liabilities | |
|--|-----------------|--|-----------------|
| Cash: | | Appropriation Liabilities (Exhibit B-4) | |
| In Depositories | \$1,853,060.26 | Accounts Payable | \$1,020,141.92 |
| Petty Cash | 12,620.00 | Reserve for Encumbrances | 292,724.73 |
| Total Cash (Exhibit B-1) | \$1,865,680.26 | Total Appropriation Liabilities | \$1,312,866.65 |
| Cash on Deposit with Fiscal Agents for payment of Bonds and Interest | 29,483.94 | Other Liabilities: | |
| Deposit with Airlines | 425.00 | Matured Bonds Payable | \$13,000.00 |
| Due from Other Funds: | | Matured Bond Interest Payable | 16,483.94 |
| School Fund | 341,943.90 | Total Other Liabilities | 29,483.94 |
| Receivable—Deducted Contra: | | Contra Deducted Receivables: | |
| Accounts Receivable: | | Accounts Receivable | \$6,360,243.97 |
| (Exhibit B-2) | | Due from State of Rhode Island | 269,305.52 |
| Property Taxes—Current | \$1,923,266.93 | Tax Reverted Properties | 242,676.80 |
| Property Taxes—Prior | 3,744,891.79 | Total Contra Deducted Receivables | 6,872,226.29 |
| Other | 692,085.25 | | |
| | \$6,360,243.97 | Reserves: | |
| Due from State of Rhode Island: | | Specific Purposes (Exhibit B-5) | \$ 6,582.37 |
| Grant in Aid (G.P.A.) | 269,305.52 | Extraordinary Expenditures (1969-1970) | 2,891,652.42 |
| Tax Reverted Properties | 242,676.80 | Total Reserves | 2,898,234.79 |
| | 6,872,226.29 | Unfunded Deficit (Exhibit B-6) | 1,002,145.48 |
| Investments | 1,000,000.00 | | |
| Prepaid (1969-1970) Expenditures | 906.80 | Total Liabilities | \$10,110,666.19 |
| Total Assets | \$10,110,666.19 | | |

Note: On October 1, 1969 Property Taxes in the amount of \$36,394,492.48 become due and payable. They may be paid in four installments.

Exhibit C

Summary of General and School Fund Receipts and Expenditures
For the Fiscal Year Ended September 30, 1969

Receipts:

| | |
|------------------------------|------------------------|
| General (Schedule B-1) | \$54,055,078.69 |
| School (Schedule D-1) | 6,723,035.50 |
| Total Receipts | \$60,778,114.19 |

Expenditures:

| | |
|------------------------------|-----------------|
| General (Schedule B-3) | \$51,296,557.63 |
| School (Schedule D-2) | \$23,197,759.39 |

Less:

| | | |
|--|---------------|----------------------|
| Payment from General Fund (Included in Schedule B-3) | 16,465,933.00 | 6,731,826.39 |
| Total Expenditures | | 58,028,384.02 |

| | |
|-----------------------------|------------------------|
| Gross Surplus Receipts..... | \$ 2,749,730.17 |
|-----------------------------|------------------------|

Add Specific Allocations Required by Law:

School Department Unencumbered Appropriation Adjustment:

| | | | |
|---|------------|------------|----------|
| Current Year Balance (Schedule D-2)..... | \$ 898.36 | | |
| Deduct Balance Carried over from (1967-1968)..... | (9,689.25) | (8,790.89) | 8,790.89 |

| | |
|--|------------------------|
| NET SURPLUS RECEIPTS YEAR ENDED | \$ 2,758,521.06 |
|--|------------------------|

Exhibit B-1

GENERAL FUND

Statement of Cash Receipts and Disbursements

For the Fiscal Year Ended September 30, 1969

| | | |
|---|-----------------|-----------------|
| Cash Balance October 1, 1968..... | | \$ 974,574.32 |
| Receipts: | | |
| Revenue—Schedule B-1 | \$54,055,078.69 | |
| Non-Revenue: | | |
| Temporary Investments | \$3,600,000.00 | |
| Overpayment of City Taxes | 34,580.78 | |
| Overpayment of Water Rates | 19.57 | |
| Refund of Prior Year Payments | 22,134.74 | |
| Refund of Blue Cross and Physicians Service | 1,737.32 | |
| Refund of Social Security Taxes | 10,370.95 | |
| Refund of Union Dues | 1,249.00 | |
| Total Non-Revenue Receipts | 3,670,092.36 | |
| Total Receipts | | 57,725,171.05 |
| Total Cash Available | | \$58,699,745.37 |
| Disbursements: | | |
| Revenue: | | |
| Schedule B-2 | \$50,030,423.71 | |
| Less (1969-1970) Expenditures in (1968-1969)..... | 3,045.56 | |
| | | \$50,027,378.15 |
| Non-Revenue: | | |
| Refund of Blue Cross and Physicians Service | \$ 1,737.32 | |
| Reserve for Extraordinary Expenditures | 5,565,000.00 | |
| Accounts Payable (Prior) | 1,175,714.67 | |
| Reserve for Social Security | 10,370.95 | |
| Overpayment of City Taxes | 49,887.05 | |
| Deficit Cumulated | 699.25 | |
| Refund of Collections—Prior Years | 1,121.92 | |
| Prepaid (1969-1970) Expenditures | 906.80 | |
| Refund of Union Dues | 1,249.00 | |
| Total Non-Revenue Disbursements | 6,806,686.96 | |
| Total Disbursements | | 56,834,065.11 |
| Cash Balance September 30, 1969..... | | \$ 1,865,680.26 |

Exhibit B-2

GENERAL FUND
Statement of Accounts Receivable
at September 30, 1969

| | | | |
|---------------------------------------|--------------|--|----------------|
| Property Taxes—Current: | | | |
| 1968 | | | \$1,923,266.93 |
| Property Taxes—Prior: | | | |
| 1967 | \$667,808.45 | | |
| 1966 | 548,161.77 | | |
| 1965 | 495,847.82 | | |
| 1964 | 487,157.90 | | |
| 1963 | 448,608.14 | | |
| 1962 | 438,628.02 | | |
| 1961 | 328,230.28 | | |
| 1960 | 330,449.41 | | 3,744,891.79 |
| Total Property Taxes Receivable | | | \$5,668,158.72 |
| Other Accounts Receivable: | | | |
| Bureau of Licenses | \$ 430.00 | | |
| Charles V. Chapin Hospital | 25,765.15 | | |
| Garbage Collection and Disposal | 969.27 | | |
| Highways | 1,094.20 | | |
| Municipal Docks | 73,008.06 | | |
| Probate Court | 1,203.53 | | |
| Public Parks General Rents | 250.00 | | |
| Roger Williams Park Rents | 300.00 | | |
| Recorder of Deeds | 170.70 | | |
| Rents | 9,308.06 | | |
| Sewer Assessments | 28,913.75 | | |
| Sewer Rentals | 9,737.90 | | |
| Sewage Disposal | 201,723.82 | | |
| Westminster Mall | 682.50 | | |
| Water | 338,528.31 | | |
| Total Other Accounts Receivable | | | 692,085.25 |
| Total—General Fund | | | \$6,360,243.97 |

Exhibit B

Exhibit B-3

GENERAL FUND

Statement of Changes in Taxes Receivable
For the Fiscal Year Ended September 30, 1969

| | | |
|---|-----------------|-----------------|
| Taxes Receivable Balance October 1, 1968..... | | \$ 5,336,627.83 |
| Add: | | |
| Taxes Levied | | 35,756,034.45 |
| Total | | \$41,092,662.28 |
| Deduct: | | |
| Collections | \$34,635,551.10 | |
| Abatements and Cancellations | 774,919.84 | |
| Tax Reverted Properties | 14,032.62 | 35,424,503.56 |
| Taxes Receivable September 30, 1969..... | | \$ 5,668,158.72 |

Exhibit B-4

GENERAL FUND

Statement of Appropriation Liabilities
at September 30, 1969

| | | |
|---------------------------|--------------|----------------|
| Accounts Payable: | | |
| Current | | \$1,020,141.92 |
| Reserve for Encumbrances: | | |
| Current | \$211,571.73 | |
| Prior | 81,153.00 | 292,724.73 |
| Total | | \$1,312,866.65 |

Exhibit B-5

GENERAL FUND

Statement of Reserves for Specific Purposes
at September 30, 1969

| | | |
|--|----|----------|
| Overpayment—Sewer Rentals | \$ | 3.84 |
| Overpayment of Water Charges | | 103.83 |
| Overpayment of City Taxes | | 5,459.70 |
| Unclaimed Bonds Interest Payable—General | | 903.75 |
| Unclaimed Bond Interest—Water | | 111.25 |
| Total | \$ | 6,582.37 |

Exhibit B

Exhibit B-6

GENERAL FUND

Analysis of Unfunded Deficit
For the Fiscal Year Ended September 30, 1969

| | | |
|---|--------------|-----------------------|
| Balance October 1, 1968..... | | \$1,020,559.18 |
| Add: | | |
| Refund of Collections (Prior Years) | \$ 18,839.53 | |
| Prior Year Adjustments | 2,105.12 | |
| Payment of Checks Previously Written Off..... | 699.25 | 21,643.90 |
| Sub Total | | \$1,042,203.08 |
| Deduct: | | |
| Prior Year Adjustments | \$ 7,293.10 | |
| Reserve for Encumbrances Issued Prior to October 1, 1969..... | 10,629.76 | |
| Refund of Prior Payments | 22,134.74 | 40,057.60 |
| Balance September 30, 1969..... | | <u>\$1,002,145.48</u> |

Exhibit B

Exhibit B-7

GENERAL FUND

Analysis of Current Year Surplus
at September 30, 1969

| | |
|---|-----------------|
| Total Receipts—Schedule B-1 | \$54,055,078.69 |
| Less: | |
| Expenditures—Schedule B-3 | 51,296,557.63 |
| Net Operating Surplus | \$ 2,758,521.06 |
| Less: | |
| Amount Reserved for (1969-1970) Extraordinary Expenditures..... | 2,758,521.06 |
| Balance September 30, 1969..... | <u>\$ —0—</u> |

Schedule B-1

GENERAL FUND

ESTIMATED AND ACTUAL REVENUES

For the Fiscal Year Ended September 30, 1969

| | Budget Estimate | Net Actual Revenues | Budget Excess | Comparison Deficiency |
|--|------------------------|------------------------|----------------------|--------------------------|
| PROPERTY TAXES: | | | | |
| Current Year's Levy..... | \$33,479,021.00 | \$33,404,322.42 | | \$ 74,698.58 |
| Previous Year | 825,000.00 | 1,137,178.99 | 312,178.99 | |
| Prior Years | 100,000.00 | 94,049.69 | | 5,950.31 |
| Recovery of Abated Taxes..... | | 281.78 | 281.78 | |
| Tax Reverted Property Sales..... | 4,000.00 | 9,817.95 | 5,817.95 | |
| Total—Property Taxes | \$34,408,021.00 | \$34,645,650.83 | \$ 318,278.72 | \$ 80,648.89 |
| SHARED STATE TAXES: | | | | |
| Horse Racing | \$ 1,140,470.00 | \$ 1,162,808.57 | \$ 22,338.57 | |
| Liquor—State Tax | 52,000.00 | 48,596.88 | | \$ 3,403.12 |
| General City Purposes..... | 698,400.00 | 710,460.00 | 12,060.00 | |
| Total—Shared State Taxes | \$ 1,890,870.00 | \$ 1,921,865.45 | \$ 34,398.57 | \$ 3,403.12 |
| BUSINESS AND NON-BUSINESS LICENSES: | | | | |
| Liquor—City Licenses..... | \$ 247,000.00 | \$ 248,928.72 | \$ 1,928.72 | |
| Bureau of Licenses—Dog Licenses..... | 5,200.00 | 5,340.75 | 140.75 | |
| Bureau of Licenses—Entertainments, Etc..... | 69,000.00 | 67,814.45 | | \$ 1,185.55 |
| City Clerk—Auctioneers and Weighers..... | 100.00 | 212.00 | 112.00 | |
| Vital Statistics—Marriages, Etc..... | 2,800.00 | 2,873.00 | 73.00 | |
| Bureau of Licenses—Petroleum Storage..... | 11,000.00 | 10,890.00 | | 110.00 |
| Public Works: | | | | |
| Sidewalk Contractors and Sewer Connections..... | 500.00 | 450.00 | | 50.00 |
| Highway Privileges | 700.00 | 500.00 | | 200.00 |
| Building Inspection Department: | | | | |
| Structures and Zoning..... | 45,000.00 | 39,110.22 | | 5,889.78 |
| Plumbing, Drainage and Gas Piping..... | 10,500.00 | 11,853.48 | 1,353.48 | |
| Electrical Installations | 16,500.00 | 17,284.51 | 784.51 | |
| Air Pollution, Mechanical Equipment and Installations..... | 15,000.00 | 19,220.97 | 4,220.97 | |
| Total—Business and Non-Business Licenses | \$ 423,300.00 | \$ 424,478.10 | \$ 8,613.43 | \$ 7,435.33 |
| SPECIAL ASSESSMENTS: | | | | |
| Sewers | \$ 18,000.00 | \$ 11,530.33 | | \$ 6,469.67 |
| Total—Special Assessments | \$ 18,000.00 | \$ 11,530.33 | | \$ 6,469.67 |
| FINES, FORFEITS AND ESCHEATS: | | | | |
| Police Court Fines..... | \$ 280,000.00 | \$ 364,987.20 | \$ 84,987.20 | |
| Total—Fines, Forfeits and Escheats | \$ 280,000.00 | \$ 364,987.20 | \$ 84,987.20 | |
| GRANTS-IN-AID (STATE OF RHODE ISLAND): | | | | |
| General Public Assistance..... | \$ 4,131,517.00 | \$ 3,745,373.05 | | \$ 386,143.95 |
| For Payment of School Debt..... | 380,000.00 | 380,890.00 | \$ 890.00 | |
| In Lieu of Railroad Tax..... | 120,475.00 | 115,328.33 | | 5,146.67 |
| Payment in Lieu of Manufacturers Equipment and Inventory Tax | 635,000.00 | 635,396.00 | 396.00 | |
| Total—Grants-In-Aid | \$ 5,266,992.00 | \$ 4,876,987.38 | \$ 1,286.00 | \$ 391,290.62 |

Schedule B-1—Continued

GENERAL FUND

ESTIMATED AND ACTUAL REVENUES

For the Fiscal Year Ended September 30, 1969

| | Budget Estimate | Net Actual Revenues | Budget Comparison Excess | Deficiency |
|--|----------------------|------------------------|-----------------------------|---------------------|
| DONATIONS: | | | | |
| Public Parks: | | | | |
| Anna H. Man Trust Fund..... | \$ 15,300.00 | \$ 16,829.69 | \$ 1,529.69 | |
| Samuel H. Tingley Trust Fund..... | 4,425.00 | 5,467.15 | 1,042.15 | |
| Gladys Potter Trust Fund..... | 425.00 | 660.00 | 235.00 | |
| In Lieu Tax Exempt Property..... | | 10,520.00 | 10,520.00 | |
| Total—Donations | \$ 20,150.00 | \$ 33,476.84 | \$ 13,326.84 | |
| RENTS AND INTEREST: | | | | |
| Rental—City Property | \$ 74,000.00 | \$ 76,463.60 | \$ 2,463.60 | |
| Interest—Overdue Taxes and Sewer Assessments..... | 95,000.00 | 118,851.73 | 23,851.73 | |
| Interest—General Fund Investments..... | 300,000.00 | 422,731.52 | 122,731.52 | |
| Housing Authority—City of Providence Valley View..... | 55,800.00 | 27,900.00 | | \$ 27,900.00 |
| Housing Authority—City of Providence Low Cost..... | 97,000.00 | 109,967.04 | 12,967.04 | |
| Interest on Special Investments..... | | 116,948.87 | 116,948.87 | |
| Total—Rents and Interest..... | \$ 621,800.00 | \$ 872,862.76 | \$ 278,962.76 | \$ 27,900.00 |
| DEPARTMENTAL REVENUES: | | | | |
| Legislative, Judicial and General Administration: | | | | |
| City Council | | \$ 995.00 | \$ 995.00 | |
| City Clerk | \$ 800.00 | 1,279.93 | 479.93 | |
| Board of Canvassers and Registration..... | | 249.20 | 249.20 | |
| Probate Court | 61,000.00 | 61,698.81 | 698.81 | |
| Providence Municipal Court | 35,000.00 | 30,624.30 | | \$ 4,375.70 |
| Law Department | | 273.00 | 273.00 | |
| Recorder of Deeds..... | 36,000.00 | 39,416.20 | 3,416.20 | |
| City Sergeant | 2,000.00 | 1,623.06 | | 376.94 |
| Finance Administration: | | | | |
| Finance Director | | 1,847.50 | 1,847.50 | |
| City Controller's Division..... | 16,000.00 | 22,282.48 | 6,282.48 | |
| Data Processing Division..... | 57,000.00 | 66,167.84 | 9,167.84 | |
| City Collector's Division..... | | 13,620.83 | 13,620.83 | |
| City Collector's Division—Water Board Collections..... | 39,000.00 | 31,576.47 | | 7,423.53 |
| City Assessor's Division | | 5.00 | 5.00 | |
| Purchasing Department | 5,000.00 | 5,406.00 | 406.00 | |
| Municipal Garage | | 73.91 | 73.91 | |
| Public Safety: | | | | |
| Police Department | 131,000.00 | 148,592.99 | 17,592.99 | |
| Fire Department | 28,000.00 | 28,335.92 | 335.92 | |
| Superintendent of Weights and Measures..... | 7,400.00 | 7,695.09 | 295.09 | |
| Parking Meter Division..... | 94,000.00 | 92,856.45 | | 1,143.55 |
| Traffic Engineer | | 1,395.59 | 1,395.59 | |
| Building Inspection Department: | | | | |
| Building Inspection-Administration | | 28.00 | 28.00 | |
| Structures and Zoning Division..... | | 105.00 | 105.00 | |

Schedule B-1—Continued

GENERAL FUND

ESTIMATED AND ACTUAL REVENUES

For the Fiscal Year Ended September 30, 1969

| | Budget Estimate | Net Actual Revenues | Budget Comparison Excess | Deficiency |
|--|------------------------|------------------------|-----------------------------|----------------------|
| Public Works: | | | | |
| Administration | | 134.00 | 134.00 | |
| Engineer's Division | | 90.00 | 90.00 | |
| Sewage Disposal | 330,000.00 | 352,533.71 | 22,533.71 | |
| Garbage Collection and Disposal | 25,000.00 | 24,442.24 | | 557.76 |
| Refuse Collection and Disposal | | 68.75 | 68.75 | |
| Highways | 43,000.00 | 50,796.46 | 7,796.46 | |
| Snow Removal | | 40.41 | 40.41 | |
| Sewer Construction and Maintenance | 100.00 | 737.52 | 637.52 | |
| Street Lighting | | 104.50 | 104.50 | |
| Municipal Docks | 310,000.00 | 318,359.86 | 8,359.86 | |
| Municipal Docks Investments | | .50 | .50 | |
| Draw Bridge | | 190.83 | 190.83 | |
| Public School Estates | 25,000.00 | 50,000.00 | 25,000.00 | |
| Health Activities: | | | | |
| Vital Statistics | 25,000.00 | 28,734.00 | 3,734.00 | |
| Public Bath Houses | 1,000.00 | 654.80 | | 345.20 |
| Public Comfort Stations | 4,000.00 | 3,078.58 | | 921.42 |
| Charles V. Chapin Hospital | | 520.20 | 520.20 | |
| Welfare Activities: | | | | |
| General Public Assistance | 34,000.00 | 47,969.95 | 13,969.95 | |
| Recreation: | | | | |
| General Parks | | 849.54 | 849.54 | |
| Roger Williams Park | 19,500.00 | 20,361.45 | 861.45 | |
| General Parks—Rents | 1,000.00 | 132.00 | | 868.00 |
| Roger Williams Park—Rents | | 600.00 | 600.00 | |
| Forestry | | 2,561.95 | 2,561.95 | |
| Recreation | 7,000.00 | 4,826.04 | | 2,173.96 |
| Pensions: | | | | |
| Contributions to Employees Retirement System | | 92,077.06 | 92,077.06 | |
| Federal Old Age and Survivors Insurance | | 42,736.99 | 42,736.99 | |
| Police Pension Fund | 28,000.00 | 23,052.73 | | 4,947.27 |
| Fire Pension Fund | 100.00 | 83.20 | | 16.80 |
| Miscellaneous: | | | | |
| Zoning Board of Review | 1,200.00 | 960.00 | | 240.00 |
| Building Ordinance Board of Review | 600.00 | 360.00 | | 240.00 |
| Housing Board of Review | | 20.00 | 20.00 | |
| Westminster Mall | | 7,429.93 | 7,429.93 | |
| Department of Public Property | | 857.49 | 857.49 | |
| Planning and Urban Development | | 302.00 | 302.00 | |
| Miscellaneous | 175,000.00 | 24,994.07 | | 150,005.93 |
| Contingencies | | 1,319.70 | 1,319.70 | |
| Income from Parking Lots | | 52,366.95 | 52,366.95 | |
| Unclaimed Estates Income | | 292.92 | 292.92 | |
| Blue Cross | | 29,903.54 | 29,903.54 | |
| Demolition of Abandoned Property | | 7,010.00 | 7,010.00 | |
| Providence Civilian Defense | 25,000.00 | 32,895.54 | 7,895.54 | |
| Providence Human Relations | | 4.80 | 4.80 | |
| Total—Departmental Revenue | \$ 1,566,700.00 | \$ 1,780,602.78 | \$ 387,538.84 | \$ 173,636.06 |

Schedule B-1—Continued

GENERAL FUND**ESTIMATED AND ACTUAL REVENUES****For the Fiscal Year Ended September 30, 1969**

| | Budget Estimate | Net Actual Revenues | Budget Excess | Comparison Deficiency |
|--|------------------------|------------------------|------------------------|--------------------------|
| Sewer Rentals | \$ 140,000.00 | \$ 149,688.25 | \$ 9,688.25 | |
| Total Revenue—Excluding Water Department..... | \$44,635,833.00 | \$45,082,129.92 | \$ 1,137,080.61 | \$ 690,783.69 |
| Water Department: | | | | |
| Sale of Water..... | \$ 3,073,000.00 | \$ 3,209,225.38 | \$ 136,225.38 | |
| Other | 377,000.00 | 198,723.39 | | 178,276.61 |
| Total—Water Department | \$ 3,450,000.00 | \$ 3,407,948.77 | \$ 136,225.38 | \$ 178,276.61 |
| Total Revenue—Including Water Department..... | \$48,085,833.00 | \$48,490,078.69 | \$ 1,273,305.99 | \$ 869,060.30 |
| RESERVE RECEIPTS: | | | | |
| Extraordinary Expenditures 1968-1969 | \$ 5,565,000.00 | \$ 5,565,000.00 | | |
| Grand Total Receipts..... | \$53,650,833.00 | \$54,055,078.69 | \$ 1,273,305.99 | \$ 869,060.30 |

GENERAL FUND
APPROPRIATION, EXPENDITURES AND UNEXPENDED BALANCES
For the Fiscal Year Ended September 30, 1969

| Department | Budget | Additions | Transfers | Available Appropriations | Disbursements | Encumbrances | Unexpended Balances |
|--|------------------------|--------------|-----------------------|-----------------------------|----------------------|---------------------|------------------------|
| LEGISLATIVE, JUDICIAL AND GENERAL ADMINISTRATIVE ACTIVITIES: | | | | | | | |
| City Council | \$ 84,503.00 | | | \$ 84,503.00 | \$ 65,177.94 | \$ 6,060.25 | \$ 13,264.81 |
| City Clerk | 57,612.00 | | | 57,612.00 | 54,973.15 | 1,586.44 | 1,052.41 |
| Board of Canvassers and Registration | 169,212.56 | | | 169,212.56 | 154,705.93 | 2,065.06 | 12,441.57 |
| Probate Court | 56,352.00 | | | 56,352.00 | 52,293.00 | 1,795.74 | 2,263.26 |
| Providence Municipal Court | 80,033.00 | | | 80,033.00 | 76,064.58 | 2,178.04 | 1,790.38 |
| Mayor's Office | 99,128.00 | | | 99,128.00 | 82,717.57 | 4,824.66 | 11,585.77 |
| Law Department | 87,435.00 | | | 87,435.00 | 84,357.55 | 2,402.01 | 675.44 |
| Recorder of Deeds | 75,452.00 | | \$ *3,095.40 | 72,356.60 | 67,166.83 | 2,171.18 | 3,018.59 |
| City Sergeant | 271,522.50 | | *219,661.43 | 51,861.07 | 51,098.28 | 373.46 | 389.33 |
| Total—Legislative, Judicial and General Administrative Activities | \$ 981,250.06 | | \$ *222,756.83 | \$ 758,493.23 | \$ 688,554.83 | \$ 23,456.84 | \$ 46,481.56 |
| FINANCE ADMINISTRATION: | | | | | | | |
| Finance Director | \$ 80,687.00 | | | \$ 80,687.00 | \$ 68,523.33 | \$ 2,421.99 | \$ 9,741.68 |
| City Controller: | | | | | | | |
| Accounting Division | 185,972.00 | | \$ 4,800.00 | 190,772.00 | 180,973.79 | 8,821.07 | 977.14 |
| Employees' Retirement Division | 66,024.00 | | *800.00 | 65,224.00 | 58,533.49 | 6,159.02 | 531.49 |
| Data Processing Division | 213,000.00 | | | 213,000.00 | 164,382.37 | 18,950.09 | 29,667.54 |
| City Collector: | | | | | | | |
| Collections—Exclusive of Water | 166,987.00 | | *2,340.00 | 164,647.00 | 128,580.68 | 11,321.61 | 24,744.71 |
| Water Board Collections | 32,993.00 | | 340.00 | 33,333.00 | 30,772.33 | 1,349.87 | 1,210.80 |
| City Assessor | 196,052.04 | | *2,000.00 | 194,052.04 | 149,384.34 | 9,461.47 | 35,206.23 |
| Purchasing Agent: | | | | | | | |
| Purchasing Division | 98,290.00 | | *72,504.34 | 25,785.66 | 25,785.66 | | |
| Municipal Garage | 64,147.00 | | *48,073.98 | 16,073.02 | 16,073.02 | | |
| Treasury Department | 39,531.00 | | | 39,531.00 | 37,910.19 | 912.23 | 708.58 |
| Board of Tax Assessment Review | 17,351.00 | | | 17,351.00 | 13,423.72 | 224.06 | 3,703.22 |
| Total—Finance Administration | \$ 1,161,034.04 | | \$ *120,578.32 | \$ 1,040,455.72 | \$ 874,342.92 | \$ 59,621.41 | \$ 106,491.39 |

GENERAL FUND**APPROPRIATION, EXPENDITURES AND UNEXPENDED BALANCES**

For the Fiscal Year Ended September 30, 1969

| Department | Budget | Additions | Transfers | Available Appropriations | Disbursements | Encumbrances | Unexpended Balances |
|---|------------------------|---------------------|----------------------|-----------------------------|------------------------|----------------------|------------------------|
| PUBLIC SAFETY: | | | | | | | |
| Commissioner of Public Safety | \$ 87,396.68 | | \$ *20,349.00 | \$ 67,047.68 | \$ 57,074.72 | \$ 1,291.67 | \$ 8,681.29 |
| Police Department | 4,437,481.30 | \$ 22,240.00 | *65,283.30 | 4,394,438.00 | 4,085,604.16 | 128,182.48 | 180,651.36 |
| Fire Department | 4,270,978.20 | | *13,155.00 | 4,257,823.20 | 4,016,325.70 | 185,814.82 | 55,682.68 |
| Superintendent of Weights and Measures | 30,265.00 | | | 30,265.00 | 28,950.52 | 758.02 | 556.46 |
| Building Inspection Department: | | | | | | | |
| Building Inspection | 74,714.53 | | 400.00 | 75,114.53 | 66,370.10 | 1,642.62 | 7,101.81 |
| Structures and Zoning Division | 104,143.28 | | | 104,143.28 | 90,173.34 | 2,609.29 | 11,360.65 |
| Plumbing, Drainage and Gas Piping Div. | 57,370.04 | | *200.00 | 57,170.04 | 43,269.98 | 1,251.00 | 12,649.06 |
| Electrical Installations Division | 62,859.00 | | *200.00 | 62,659.00 | 39,440.50 | 1,109.86 | 22,108.64 |
| Air Pollution, Mechanical Equipment and Installations Division | 65,695.00 | | | 65,695.00 | 51,081.15 | 1,589.46 | 13,024.39 |
| Traffic Engineer | 326,731.00 | | | 326,731.00 | 287,117.10 | 25,706.27 | 13,907.63 |
| Total—Public Safety | \$ 9,517,634.03 | \$ 22,240.00 | \$ *98,787.30 | \$ 9,441,086.73 | \$ 8,765,407.27 | \$ 349,955.49 | \$ 325,723.97 |
| PUBLIC WORKS ACTIVITIES: | | | | | | | |
| Public Works—Administration | \$ 161,631.00 | | \$ *3,069.41 | \$ 158,561.59 | \$ 150,398.51 | \$ 5,434.60 | \$ 2,728.48 |
| Engineering Office | 258,100.00 | | | 258,100.00 | 248,228.97 | 6,938.27 | 2,932.76 |
| Sanitation Division: | | | | | | | |
| Sanitation Division Administration | 27,940.00 | | *5,000.00 | 22,940.00 | 21,606.31 | 753.80 | 579.89 |
| Street Cleaning Section | 404,480.00 | | *48,200.00 | 356,280.00 | 324,494.60 | 29,720.52 | 2,064.88 |
| Sewage Pumping Station Section | 110,233.00 | | *5,000.00 | 105,233.00 | 91,111.92 | 6,298.35 | 7,822.73 |
| Sewage Disposal Section | 737,764.60 | | 15,000.00 | 752,764.60 | 674,483.95 | 64,256.06 | 14,024.59 |
| Garbage Collection & Disposal Section | 931,138.80 | | 52,200.00 | 983,338.80 | 954,084.41 | 26,374.90 | 2,879.49 |
| Refuse Collection & Disposal Section | 139,458.00 | | | 139,458.00 | 132,453.38 | 4,723.16 | 2,281.46 |
| Construction and Maintenance Division: | | | | | | | |
| Construction and Maintenance Administration | 11,555.00 | | *9,957.17 | 1,597.83 | | | 1,597.83 |
| Highway Section | 1,176,623.00 | 6,864.00 | 17,157.17 | 1,200,644.17 | 1,136,255.54 | 53,559.52 | 10,829.11 |
| Bridge Maintenance Section | 67,085.00 | | *4,550.00 | 62,535.00 | 44,531.88 | 4,102.84 | 13,900.28 |
| Snow Removal Section | 403,669.00 | | | 403,669.00 | 365,961.00 | 1,464.35 | 36,243.65 |
| Sewer Construction & Maintenance Section | 377,797.00 | | *6,936.59 | 370,860.41 | 357,206.62 | 11,031.53 | 2,622.26 |
| Public Buildings Section | 106,850.00 | | *86,814.30 | 20,035.70 | | | |
| Public Service Division: | | | | | | | |
| Street Lighting Section | 542,003.00 | | | 542,003.00 | 438,107.71 | 89,259.26 | 14,636.03 |
| Municipal Dock Section | 71,382.60 | | 6,671.20 | 78,053.80 | 74,142.11 | 2,672.93 | 1,238.76 |
| Draw Bridge Operation Section | 67,501.40 | | 856.00 | 68,357.40 | 65,424.88 | 1,941.45 | 991.07 |
| Environment Control | 72,542.00 | | *3,000.00 | 69,542.00 | 65,035.16 | 2,888.73 | 1,618.11 |
| Total—Public Works Activities | \$ 5,667,753.40 | \$ 6,864.00 | \$ *80,643.10 | \$ 5,593,974.30 | \$ 5,163,562.65 | \$ 311,420.27 | \$ 118,991.38 |

HEALTH ACTIVITIES:

| | | | | | | | |
|--------------------------------------|----------------------|--|----------------------|---------------------|---------------------|--------------------|--------------------|
| Vital Statistics | \$ 36,361.00 | | | \$ 36,361.00 | \$ 33,560.31 | \$ 1,510.73 | \$ 1,289.96 |
| Bath Houses | 24,814.00 | | \$ *21,428.59 | 3,385.41 | 3,385.41 | | |
| Comfort Stations | 69,827.00 | | *57,446.60 | 12,380.40 | 12,380.40 | | |
| Total—Health Activities | \$ 131,002.00 | | \$ *78,875.19 | \$ 52,126.81 | \$ 49,326.12 | \$ 1,510.73 | \$ 1,289.96 |

WELFARE ACTIVITIES:

| | | | | | | | |
|--|------------------------|----------------------|--|------------------------|------------------------|---------------------|----------------------|
| Welfare Administration | \$ 37,707.80 | | | \$ 37,707.80 | \$ 19,786.99 | \$ 597.47 | \$ 17,323.34 |
| General Public Assistance—Administration | 724,466.70 | | | 724,466.70 | 594,500.27 | 27,171.47 | 102,794.96 |
| General Public Assistance | 3,201,050.00 | \$ 240,000.00 | | 3,441,050.00 | 3,184,399.47 | 58,079.36 | 198,571.17 |
| Total—Welfare Activities | \$ 3,963,224.50 | \$ 240,000.00 | | \$ 4,203,224.50 | \$ 3,798,686.73 | \$ 85,848.30 | \$ 318,689.47 |

RECREATION ACTIVITIES:

| | | | | | | | |
|---|------------------------|--------------------|-----------------------|----------------------|----------------------|---------------------|---------------------|
| Parks—Administration | \$ 33,240.00 | | \$ *25,570.30 | \$ 7,669.70 | \$ 7,669.70 | | |
| General Parks | 176,278.00 | 1,042.15 | *142,268.89 | 35,051.26 | 34,009.11 | | \$ 1,042.15 |
| Roger Williams Park | 393,859.15 | 1,529.69 | *317,447.54 | 77,941.30 | 76,411.61 | | 1,529.69 |
| Parks Dept. Forestry | 136,643.00 | | *113,657.71 | 22,985.29 | 22,985.29 | | |
| Roger Williams Park Museum | 45,634.00 | | *42,357.22 | 3,276.78 | 3,276.78 | | |
| Recreation Department | 669,257.88 | | *204,283.73 | 464,974.15 | 372,670.67 | 22,860.87 | 69,442.61 |
| Junior Police Camp—Point Judith, R. I. | 22,000.00 | | 8,872.00 | 30,872.00 | 30,872.00 | | |
| Total—Recreation | \$ 1,476,912.03 | \$ 2,571.84 | \$ *836,713.39 | \$ 642,770.48 | \$ 547,895.16 | \$ 22,860.87 | \$ 72,014.45 |

EDUCATION:

| | | | | | | | |
|---|------------------------|------------------------|--|------------------------|------------------------|--|--|
| School Dept.—Exclusive of School Revenues | \$ 8,870,300.00 | | | \$ 8,870,300.00 | \$ 8,870,300.00 | | |
| Public School Estates Revolving Fund | 25,000.00 | | | 25,000.00 | 25,000.00 | | |
| School Dept. Books and Equipment Acct. | 100,000.00 | | | 100,000.00 | 100,000.00 | | |
| Education Deficiency Appropriation | | \$ 5,550,000.00 | | 5,550,000.00 | 5,550,000.00 | | |
| Total—Education | \$ 8,995,300.00 | \$ 5,550,000.00 | | \$14,545,300.00 | \$14,545,300.00 | | |

GRANTS TO OUTSIDE AGENCIES AND INSTITUTIONS:

| | | | | | | | |
|--|----------------------|--------------------|--|----------------------|----------------------|--|---------------------|
| Providence Animal Rescue League | \$ 500.00 | | | \$ 500.00 | \$ 500.00 | | |
| Rhode Island Hospital—Ambulance Service | 22,000.00 | | | 22,000.00 | | | \$ 22,000.00 |
| St. Vincent DePaul Infant Asylum | 2,000.00 | | | 2,000.00 | 2,000.00 | | |
| Jewish Orphanage of Rhode Island | 1,000.00 | | | 1,000.00 | 1,000.00 | | |
| Soldiers' Burials | 1,250.00 | | | 1,250.00 | 800.00 | | 450.00 |
| Providence Public Library | 600,000.00 | | | 600,000.00 | 600,000.00 | | |
| Rhode Island Historical Society | 2,000.00 | | | 2,000.00 | 2,000.00 | | |
| Nickerson House | 3,200.00 | | | 3,200.00 | 3,200.00 | | |
| Rhode Island Tourist Association | | \$ 4,000.00 | | 4,000.00 | 4,000.00 | | |
| Historical District Commission | 1,500.00 | | | 1,500.00 | 1,500.00 | | |
| Total—Grants to Outside Agencies and Institutions | \$ 633,450.00 | \$ 4,000.00 | | \$ 637,450.00 | \$ 615,000.00 | | \$ 22,450.00 |

GENERAL FUND
APPROPRIATION, EXPENDITURES AND UNEXPENDED BALANCES
For the Fiscal Year Ended September 30, 1969

| Department | Budget | Additions | Transfers | Available Appropriations | Disbursements | Encumbrances | Unexpended Balances |
|---|------------------------|--------------|-----------------|-----------------------------|------------------------|----------------------|------------------------|
| PENSIONS: | | | | | | | |
| Contributions to Employees' Retirement System (Exclusive of Water) | \$ 1,805,577.00 | | | \$ 1,805,577.00 | \$ 1,805,577.00 | | |
| Contributions to Elected Officials Retirement System | 15,779.84 | | | 15,779.84 | 15,779.84 | | |
| Federal Old Age and Survivors Insurance | 458,000.00 | | | 458,000.00 | 320,231.91 | 113,628.92 | 24,139.17 |
| Cost of Living Grant to Retired Employees | 100,000.00 | | | 100,000.00 | 31,475.27 | 2,536.48 | 65,988.25 |
| Payments to Police Pension Fund— (Established Prior to Oct. 1, 1923) | 108,500.00 | | | 108,500.00 | 92,639.28 | | 15,860.72 |
| Payments to Fire Pension Fund— (Established Prior to Oct. 1, 1923) | 124,000.00 | | | 124,000.00 | 115,447.35 | | 8,552.65 |
| Relief Fund for Firemen and Policemen | 4,267.92 | | | 4,267.92 | 3,806.52 | | 461.40 |
| Total—Pensions | \$ 2,616,124.76 | | | \$ 2,616,124.76 | \$ 2,384,957.17 | \$ 116,165.40 | \$ 115,002.19 |
| DEBT SERVICE: | | | | | | | |
| Retirement of Serial Bonds | \$ 3,658,000.00 | | | \$ 3,658,000.00 | \$ 3,658,000.00 | | |
| Interest on Bonded Debt | 1,960,803.00 | | | 1,960,803.00 | 1,820,803.00 | | \$ 140,000.00 |
| Total—Debt Service | \$ 5,618,803.00 | | | \$ 5,618,803.00 | \$ 5,478,803.00 | | \$ 140,000.00 |
| MISCELLANEOUS ACTIVITIES: | | | | | | | |
| Zoning Board of Review | \$ 30,730.00 | | | \$ 30,730.00 | \$ 27,627.94 | \$ 675.39 | \$ 2,426.67 |
| Building Board of Review | 8,605.00 | | | 8,605.00 | 8,143.32 | 124.72 | 336.96 |
| Bureau of Licenses | 52,058.00 | | | 52,058.00 | 49,104.52 | 2,205.94 | 747.54 |
| Department of Planning and Urban Development | 387,558.49 | | *20,089.80 | 367,468.69 | 352,340.89 | 14,430.34 | 697.46 |
| Housing Board of Review | 6,365.00 | | | 6,365.00 | 3,806.00 | 28.00 | 2,531.00 |
| Department of Public Property | | \$ 50,000.00 | \$ 1,463,239.43 | 1,513,239.43 | 1,272,349.00 | 86,495.86 | 154,394.57 |
| Model Cities Supplemental Grant | | | 10,000.00 | 10,000.00 | 10,000.00 | | |
| Contingencies | 90,000.00 | | | 90,000.00 | 63,747.93 | 15,076.34 | 11,175.73 |
| Automobile Accident Insurance Fund | 20,000.00 | | | 20,000.00 | 20,000.00 | | |
| Grants to Unremarried Widows of Old Police and Fire Pension System Members | 75,000.00 | | | 75,000.00 | 42,887.42 | 3,608.40 | 28,504.18 |
| Payments to Blue Cross and Physicians Service | 600,000.00 | | | 600,000.00 | 600,000.00 | | |
| Reserve for School Expenditures | 1,945,633.00 | | | 1,945,633.00 | 1,945,633.00 | | |
| Community Mental Health Center | 27,940.00 | | | 27,940.00 | 27,940.00 | | |
| Dutch Elm Disease Control | 10,000.00 | | | 10,000.00 | 10,000.00 | | |
| Demolition of Abandoned Property | 50,000.00 | | | 50,000.00 | 47,541.73 | 1,440.00 | 1,018.27 |
| Local Share—Senior Citizens Center | 6,500.00 | | | 6,500.00 | 2,859.20 | 360.00 | 3,280.80 |
| Central Purchasing Revolving Fund | 25,000.00 | | | 25,000.00 | 25,000.00 | | |

| | | | | | | | |
|---|------------------------|------------------------|------------------------|------------------------|------------------------|------------------------|------------------------|
| North Burial Ground Appropriation | 15,000.00 | | | 15,000.00 | 15,000.00 | | |
| Dr. Charles V. Chapin Memorial Award | 500.00 | | | 500.00 | 494.35 | | 5.65 |
| Providence Beautification Plan | 2,000.00 | | | 2,000.00 | 2,000.00 | | |
| Mayor's Traffic Safety Committee | 2,800.00 | | | 2,800.00 | | | 2,800.00 |
| Providence Civilian Defense Council | 90,320.90 | | *4,795.50 | 85,525.40 | 72,982.77 | 4,229.48 | 8,313.15 |
| Fire Insurance Fund | 10,000.00 | | | 10,000.00 | 10,000.00 | | |
| Providence Human Relations Commission | 51,409.00 | | | 51,409.00 | 49,030.21 | 1,183.58 | 1,195.21 |
| Student Intern Program | 10,000.00 | | *10,000.00 | | | | |
| Total—Miscellaneous Activities | \$ 3,517,419.39 | \$ 50,000.00 | \$ 1,438,354.13 | \$ 5,005,773.52 | \$ 4,658,488.28 | \$ 129,858.05 | \$ 217,427.19 |
| PUBLIC CELEBRATIONS: | | | | | | | |
| Memorial Day: | | | | | | | |
| Veterans of Foreign Wars | \$ 400.00 | | | \$ 400.00 | \$ 400.00 | | |
| Disabled American Veterans, World War I | 250.00 | | | 250.00 | 250.00 | | |
| American Legion | 400.00 | | | 400.00 | 400.00 | | |
| R.I. Post Jewish War Veterans | 250.00 | | | 250.00 | 250.00 | | |
| Fourth of July | 2,500.00 | | | 2,500.00 | 2,189.60 | \$ 310.40 | |
| Labor Day | 600.00 | | | 600.00 | 116.20 | 483.80 | |
| Columbus Day | 1,500.00 | | | 1,500.00 | 1,496.00 | | 4.00 |
| Armistice Day—American Legion | 150.00 | | | 150.00 | 150.00 | | |
| Armistice Day | 1,000.00 | | | 1,000.00 | 994.65 | | 5.35 |
| Municipal Christmas Observance | 6,000.00 | | | 6,000.00 | 3,571.49 | 85.50 | 2,343.01 |
| Christmas Display at Roger Williams Park | 2,000.00 | | | 2,000.00 | 1,921.03 | | 78.97 |
| Decorating Public Buildings | 1,000.00 | | | 1,000.00 | 505.00 | | 495.00 |
| V.J. Day Celebration | 1,000.00 | | | 1,000.00 | 688.56 | 16.20 | 295.24 |
| City Council Committee on Memorial Day | 350.00 | | | 350.00 | 308.92 | | 41.08 |
| Total—Public Celebrations | \$ 17,400.00 | | | \$ 17,400.00 | \$ 13,241.45 | \$ 895.90 | \$ 3,262.65 |
| Total—Exclusive of Water | \$44,297,307.21 | \$ 5,875,675.84 | | \$50,172,983.05 | \$47,583,565.58 | \$ 1,101,593.26 | \$ 1,487,824.21 |
| WATER SUPPLY BOARD: | | | | | | | |
| Administration | \$ 286,905.00 | | \$ *4,700.00 | \$ 282,205.00 | \$ 194,666.22 | \$ 18,850.62 | \$ 68,688.16 |
| Source of Supply | 450,165.08 | | | 450,165.08 | 369,798.09 | 31,297.50 | 49,069.49 |
| Transmission and Distribution | 1,071,991.40 | | *6,300.00 | 1,065,691.40 | 755,050.50 | 94,798.96 | 215,841.94 |
| Accounting and Commercial Division | 260,894.00 | | | 260,894.00 | 244,196.51 | 6,785.52 | 9,911.97 |
| Taxes | 600,000.00 | | 2,000.00 | 602,000.00 | 600,712.67 | 57.59 | 1,229.74 |
| Contributions to Employees' Retirement System | 80,298.00 | | | 80,298.00 | 80,298.00 | | |
| Federal Old Age and Survivors Insurance | 41,000.00 | | 9,000.00 | 50,000.00 | 37,192.39 | 12,750.47 | 57.14 |
| Interest on Bonded Debt | 89,944.00 | | | 89,944.00 | 89,943.75 | | .25 |
| Reserve for Other Expenditures | 493,802.52 | | | 493,802.52 | | | 493,802.52 |
| Retirement of Serial Bonds | 75,000.00 | | | 75,000.00 | 75,000.00 | | |
| Total—Water | \$ 3,450,000.00 | | | \$ 3,450,000.00 | \$ 2,446,858.13 | \$ 164,540.66 | \$ 838,601.21 |
| Total—General and Water | \$47,747,307.21 | \$ 5,875,675.84 | | \$53,622,983.05 | \$50,030,423.71 | \$ 1,266,133.92 | \$ 2,326,425.42 |

*Denotes Decrease

GENERAL FUND
STATEMENT OF EXPENDITURES
For the Fiscal Year Ended September 30, 1969

Schedule B-3

| Department | Personal Services | Services Other Than Personal | Materials and Supplies | Special Items | Equipment Outlay | Structures and Im- provements | Debt Service | Education | Total |
|--|----------------------|------------------------------------|------------------------------|--------------------|---------------------|-------------------------------------|-----------------|-----------|----------------------|
| LEGISLATIVE, JUDICIAL AND GENERAL ADMINIS- TRATIVE ACTIVITIES: | | | | | | | | | |
| City Council | \$ 52,253.62 | \$ 18,775.67 | \$ 208.90 | | | | | | \$ 71,238.19 |
| City Clerk | 54,023.95 | 1,078.80 | 845.84 | | \$ 611.00 | | | | 56,559.59 |
| Board of Canvassers and Registration | 123,092.38 | 31,126.48 | 1,405.72 | | 1,146.41 | | | | 156,770.99 |
| Probate Court | 50,568.60 | 866.27 | 1,933.23 | | 720.64 | | | | 54,088.74 |
| Providence Municipal Court... | 72,109.70 | 3,481.32 | 2,502.64 | | 148.96 | | | | 78,242.62 |
| Mayor's Office | 69,778.24 | 15,171.09 | 2,050.70 | \$ 406.20 | 136.00 | | | | 87,542.23 |
| Law Department | 79,709.40 | 1,872.89 | 1,098.49 | | 4,078.78 | | | | 86,759.56 |
| Recorder of Deeds | 61,411.20 | 1,882.18 | 5,623.13 | | 421.50 | | | | 69,338.01 |
| City Sergeant | 47,031.64 | 3,701.70 | 738.40 | | | | | | 51,471.74 |
| Total—Legislative, Judicial and General Administrative Activities | \$ 609,978.73 | \$ 77,956.40 | \$ 16,407.05 | \$ 406.20 | \$ 7,263.29 | | | | \$ 712,011.67 |
| FINANCE ADMINISTRATION: | | | | | | | | | |
| Finance Director | \$ 66,814.43 | \$ 1,695.22 | \$ 1,985.67 | | \$ 450.00 | | | | \$ 70,945.32 |
| City Controller: | | | | | | | | | |
| Accounting Division | 165,882.26 | 5,667.80 | 13,822.59 | | 4,422.21 | | | | 189,794.86 |
| Employees' Retirement Div. | 34,857.63 | 24,206.04 | 2,073.27 | | 3,555.57 | | | | 64,692.51 |
| Data Processing Division | | 176,675.40 | 6,657.06 | | | | | | 183,332.46 |
| City Collector: | | | | | | | | | |
| Collections— | | | | | | | | | |
| Exclusive of Water | 96,011.80 | 38,392.71 | 3,835.78 | 1,300.00 | 362.00 | | | | 139,902.29 |
| Water Board Collections | 26,912.80 | 4,073.88 | 1,135.52 | | | | | | 32,122.20 |
| City Assessor | 139,983.10 | 12,674.19 | 2,833.54 | | 3,354.98 | | | | 158,845.81 |
| Purchasing Agent: | | | | | | | | | |
| Purchasing Division | 23,694.60 | 843.94 | 252.12 | | 995.00 | | | | 25,785.66 |
| Municipal Garage | 14,621.21 | 757.90 | 301.91 | | 392.00 | | | | 16,073.02 |
| Treasury Department | 28,423.40 | 3,277.86 | 696.03 | 6,425.13 | | | | | 38,822.42 |
| Board of Tax Assessment Review | 13,279.50 | 320.54 | 47.74 | | | | | | 13,647.78 |
| Total—Finance Administration | \$ 610,480.73 | \$ 268,585.48 | \$ 33,641.23 | \$ 7,725.13 | \$ 13,531.76 | | | | \$ 933,964.33 |
| PUBLIC SAFETY: | | | | | | | | | |
| Commissioner of Public Safety | \$ 53,690.23 | \$ 892.38 | \$ 90.47 | | \$ 3,693.31 | | | | \$ 58,366.39 |
| Police Department | 3,694,442.59 | 209,342.30 | 192,750.42 | 2,140.58 | 115,110.75 | | | | 4,213,786.64 |
| Fire Department | 3,781,272.90 | 132,535.43 | 180,920.21 | 1,834.59 | 105,577.39 | | | | 4,202,140.52 |
| Superintendent of Weights & Measures | 26,763.20 | 461.26 | 190.92 | | 2,293.16 | | | | 29,708.54 |
| Building Inspection Dept.: | | | | | | | | | |
| Building Inspection Adminis- tration | 65,670.88 | 1,561.31 | 450.67 | | 329.86 | | | | 68,012.72 |

CITY OF PROVIDENCE

GENERAL FUND
STATEMENT OF EXPENDITURES
For the Fiscal Year Ended September 30, 1969

| Department | Personal Services | Services Other Than Personal | Materials and Supplies | Special Items | Equipment Outlay | Structures and Im- provements | Debt Service | Education | Total |
|---|------------------------|------------------------------------|------------------------------|--------------------|----------------------|-------------------------------------|-----------------|-----------|------------------------|
| Structures and Zoning Div.... | 86,368.90 | 6,036.29 | 377.44 | | | | | | 92,782.63 |
| Plumbing, Drainage & Gas Piping Div..... | 41,864.40 | 2,073.07 | 583.51 | | | | | | 44,520.98 |
| Electrical Installations Div.... | 36,197.00 | 2,064.62 | 728.15 | | 1,560.59 | | | | 40,550.36 |
| Air Pollution, Mechanical Equip. & Installations Div.... | 49,144.51 | 3,187.18 | 338.92 | | | | | | 52,670.61 |
| Traffic Engineer | 181,795.75 | 39,826.82 | 39,262.59 | | 51,938.21 | | | | 312,823.37 |
| Total—Public Safety | \$ 8,017,210.36 | \$ 397,980.66 | \$ 415,693.30 | \$ 3,975.17 | \$ 280,503.27 | | | | \$ 9,115,362.76 |
| PUBLIC WORKS ACTIVITIES: | | | | | | | | | |
| Public Works Administration.... | \$ 136,218.44 | \$ 15,228.78 | \$ 4,385.89 | | | | | | \$ 155,833.11 |
| Engineering Office | 240,233.49 | 13,084.45 | 1,706.00 | | 143.30 | | | | 255,167.24 |
| Sanitation Division: | | | | | | | | | |
| Sanitation Division Admin.... | 21,583.39 | 697.65 | 79.07 | | | | | | 22,360.11 |
| Street Cleaning Section | 274,893.56 | 78,229.01 | 1,092.55 | | | | | | 354,215.12 |
| Sewage Pumping Sta. Sect.... | 84,369.40 | 7,653.40 | 5,387.47 | | | | | | 97,410.27 |
| Sewage Disposal Section | 340,628.03 | 221,761.18 | 176,350.80 | | | | | | 738,740.01 |
| Garbage Collection & Disposal Section | 833,936.81 | 123,100.38 | 23,422.12 | | | | | | 980,459.31 |
| Refuse Collection & Disposal Section | 105,863.46 | 31,272.00 | 41.08 | | | | | | 137,176.54 |
| Construction & Maintenance Division: | | | | | | | | | |
| Highway Section | 870,688.17 | 192,670.96 | 125,702.22 | | 753.71 | | | | 1,189,815.06 |
| Bridge Maintenance Section | 39,970.00 | 5,477.12 | 3,187.60 | | | | | | 48,634.72 |
| Snow Removal Section | 170,571.98 | 140,324.90 | 56,528.47 | | | | | | 367,425.35 |
| Sewer Construction & Maintenance Section | 301,265.41 | 54,899.05 | 12,073.69 | | | | | | 368,238.15 |
| Public Buildings Section | 19,899.11 | 106.00 | 30.59 | | | | | | 20,035.70 |
| Public Service Division: | | | | | | | | | |
| Street Lighting Section | 6,264.00 | 521,102.97 | | | | | | | 527,366.97 |
| Municipal Dock Section | 59,099.30 | 14,430.07 | 2,892.95 | | 392.72 | | | | 76,815.04 |
| Draw Bridge Operation Sect. | 65,627.00 | 1,203.48 | 535.85 | | | | | | 67,366.33 |
| Environment Control | 60,698.17 | 5,119.00 | 2,106.72 | | | | | | 67,923.89 |
| Total—Public Works Activities | \$ 3,631,809.72 | \$ 1,426,360.40 | \$ 415,523.07 | | \$ 1,289.73 | | | | \$ 5,474,982.92 |
| HEALTH ACTIVITIES: | | | | | | | | | |
| Vital Statistics | \$ 26,746.20 | \$ 5,580.14 | \$ 2,049.20 | | 695.50 | | | | \$ 35,071.04 |
| Bath Houses | 3,367.63 | 9.67 | 8.11 | | | | | | 3,385.41 |
| Comfort Stations | 11,937.94 | 370.53 | 71.93 | | | | | | 12,380.40 |
| Total—Health Activities | \$ 42,051.77 | \$ 5,960.34 | \$ 2,129.24 | | \$ 695.50 | | | | \$ 50,836.85 |

| | | | | | | | | | |
|--|----------------------|------------------------|----------------------|------------------------|--------------------|--------------------|--|------------------------|------------------------|
| WELFARE ACTIVITIES: | | | | | | | | | |
| Welfare Administration | \$ 19,992.60 | \$ 295.90 | \$ 95.96 | | | | | | \$ 20,384.46 |
| General Public Assistance— | | | | | | | | | |
| Administration | 513,388.78 | 86,429.60 | 18,892.35 | | \$ 2,961.01 | | | | 621,671.74 |
| General Public Assistance | | 1,053,731.07 | 655,669.77 | \$ 1,533,077.99 | | | | | 3,242,478.83 |
| Total—Welfare Activities | \$ 533,381.38 | \$ 1,140,456.57 | \$ 674,658.08 | \$ 1,533,077.99 | \$ 2,961.01 | | | | \$ 3,884,535.03 |
| RECREATION: | | | | | | | | | |
| Parks: | | | | | | | | | |
| Administration | \$ 6,950.20 | \$ 696.50 | \$ 23.00 | | | | | | \$ 7,669.70 |
| General Parks | 31,795.32 | 2,205.00 | 8.79 | | | | | | 34,009.11 |
| Roger Williams Park | 72,719.32 | 385.72 | 3,306.57 | | | | | | 76,411.61 |
| Forestry | 22,582.04 | 366.99 | 36.26 | | | | | | 22,985.29 |
| Roger Wms. Park Museum | 3,028.40 | 46.50 | 8.48 | | 193.40 | | | | 3,276.78 |
| Recreation Department | 302,241.98 | 41,555.87 | 43,409.31 | | 6,984.38 | \$ 1,340.00 | | | 395,531.54 |
| Junior Police Camp | | | | 30,872.00 | | | | | 30,872.00 |
| Total—Recreation | \$ 439,317.26 | \$ 45,256.58 | \$ 46,792.41 | \$ 30,872.00 | \$ 7,177.78 | \$ 1,340.00 | | | \$ 570,756.03 |
| EDUCATION: | | | | | | | | | |
| School Dept.—Exclusive | | | | | | | | \$ 8,870,300.00 | \$ 8,870,300.00 |
| of School Revenues | | | | | | | | | |
| Public School Estates | | | | | | | | 25,000.00 | 25,000.00 |
| Revolving Fund | | | | | | | | | |
| School Dept. —Books and | | | | | | | | 100,000.00 | 100,000.00 |
| Equipment Account | | | | | | | | | |
| Educational Emergency Defi- | | | | | | | | 5,550,000.00 | 5,550,000.00 |
| ciency Appropriation | | | | | | | | | |
| Total—Education | | | | | | | | \$14,545,300.00 | \$14,545,300.00 |
| GRANTS TO OUTSIDE | | | | | | | | | |
| AGENCIES & INSTITUTIONS: | | | | | | | | | |
| Historical District Commission | | | | \$ 1,500.00 | | | | | \$ 1,500.00 |
| Providence Animal | | | | | | | | | |
| Rescue League | | | | 500.00 | | | | | 500.00 |
| St. Vincent DePaul Infant | | | | | | | | | |
| Asylum | | | | 2,000.00 | | | | | 2,000.00 |
| Jewish Orphanage of R.I. | | | | 1,000.00 | | | | | 1,000.00 |
| Soldiers' Burials | | | | 800.00 | | | | | 800.00 |
| Providence Public Library | | | | 600,000.00 | | | | | 600,000.00 |
| R.I. Historical Society | | | | 2,000.00 | | | | | 2,000.00 |
| Nickerson House | | | | 3,200.00 | | | | | 3,200.00 |
| R.I. Tourist Association | | | | 4,000.00 | | | | | 4,000.00 |
| Total—Grants to Outside | | | | | | | | | |
| Agencies and Institutions | | | | \$ 615,000.00 | | | | | \$ 615,000.00 |
| PENSIONS: | | | | | | | | | |
| Contributions to Employees' | | | | | | | | | |
| Retirement System— | | | | | | | | | |
| (Exclusive of Water) | | | | \$ 1,805,577.00 | | | | | \$ 1,805,577.00 |
| Contributions to Elected | | | | | | | | | |
| Officials Retirement System... | | | | 15,779.84 | | | | | 15,779.84 |
| Federal Old Age and | | | | | | | | | |
| Survivors Insurance | | | | 433,860.83 | | | | | 433,860.83 |
| Cost of Living Grant to | | | | | | | | | |
| Retired Employees | | | | 34,011.75 | | | | | 34,011.75 |
| Payments to Police Pension | | | | | | | | | |
| Fund—(Established Prior to | | | | | | | | | |
| Oct. 1, 1923) | | | | 92,639.28 | | | | | 92,639.28 |

GENERAL FUND
STATEMENT OF EXPENDITURES
For the Fiscal Year Ended September 30, 1969

| Department | Personal Services | Services Other Than Personal | Materials and Supplies | Special Items | Equipment Outlay | Structures and Improvements | Debt Service | Education | Total |
|--|-------------------|------------------------------|------------------------|------------------------|------------------|-----------------------------|------------------------|-----------|------------------------|
| Payments to Fire Pension Fund—(Established Prior to Oct. 1, 1923) | | | | 115,447.35 | | | | | 115,447.35 |
| Relief Fund for Firemen and Policemen | | | | 3,806.52 | | | | | 3,806.52 |
| Total—Pensions | | | | \$ 2,501,122.57 | | | | | \$ 2,501,122.57 |
| DEBT SERVICE: | | | | | | | | | |
| Retirement of Serial Bonds | | | | | | | \$ 3,658,000.00 | | \$ 3,658,000.00 |
| Interest on Bonded Debt | | | | | | | 1,820,803.00 | | 1,820,803.00 |
| Total—Debt Service | | | | | | | \$ 5,478,803.00 | | \$ 5,478,803.00 |
| MISCELLANEOUS ACTIVITIES: | | | | | | | | | |
| Zoning Board of Review | \$ 27,103.44 | \$ 952.23 | \$ 187.66 | | \$ 60.00 | | | | \$ 28,303.33 |
| Building Board of Review | 7,893.18 | 282.12 | 92.74 | | | | | | 8,268.04 |
| Bureau of Licenses | 47,604.40 | 2,283.88 | 1,203.78 | | 218.40 | | | | 51,310.46 |
| Department of Planning and Urban Development | 327,610.57 | 33,581.34 | 4,480.46 | | 1,098.86 | | | | 366,771.23 |
| Contingencies | 17,925.39 | 23,057.14 | 129.60 | | 562.42 | | | | 78,824.27 |
| Automobile Accident Insurance | | | | 20,000.00 | | | | | 20,000.00 |
| Grants to Unmarried Widows of Old Police and Fire Pension System Members | | | | 46,495.82 | | | | | 46,495.82 |
| Payments to Blue Cross and Physicians Service | | | | 600,000.00 | | | | | 600,000.00 |
| Community Mental Health Center | | | | 27,940.00 | | | | | 27,940.00 |
| Dutch Elm Disease Control | | 10,000.00 | | | | | | | 10,000.00 |
| Demolition of Abandoned Property | | 48,981.73 | | | | | | | 48,981.73 |
| Local Share Senior Citizens Center | | 3,219.20 | | | | | | | 3,219.20 |
| North Burial Ground Appropriation | | | | 15,000.00 | | | | | 15,000.00 |
| Dr. Charles V. Chapin Memorial Award Committee | | | | 494.35 | | | | | 494.35 |
| Providence Beautification Plan | | | | 2,000.00 | | | | | 2,000.00 |
| Providence Civilian Defense Council | 68,242.92 | 6,344.79 | | 1,090.76 | 1,533.78 | | | | 77,212.25 |
| Fire Insurance | | | | 10,000.00 | | | | | 10,000.00 |
| Providence Human Relations Commission | 40,190.40 | 9,336.75 | 686.64 | | | | | | 50,213.79 |

| | | | | | | | | | |
|---|------------------------|------------------------|------------------------|------------------------|----------------------|----------------------|------------------------|------------------------|------------------------|
| Housing Board of Review..... | 3,834.00 | | | | | | | | 3,834.00 |
| Department of Public Property | 1,086,380.19 | 161,460.27 | 84,069.15 | 151.00 | 26,784.25 | | | | 1,358,844.86 |
| Model Cities Supplemental Grant | | | | 10,000.00 | | | | | 10,000.00 |
| Reserve for School Expenditures | | | | | | | 1,945,633.00 | | 1,945,633.00 |
| Central Purchasing Revolving Fund | | | | 25,000.00 | | | | | 25,000.00 |
| Total—Miscellaneous Activities | \$ 1,626,784.49 | \$ 299,499.45 | \$ 90,850.03 | \$ 795,321.65 | \$ 30,257.71 | | \$ 1,945,633.00 | | \$ 4,788,346.33 |
| PUBLIC CELEBRATIONS: | | | | | | | | | |
| Memorial Day: | | | | | | | | | |
| Veterans of Foreign Wars.... | | | | \$ 400.00 | | | | | \$ 400.00 |
| Disabled American Veterans | | | | | | | | | |
| World War I | | | | 250.00 | | | | | 250.00 |
| American Legion | | | | 400.00 | | | | | 400.00 |
| R. I. Post Jewish War Veterans..... | | | | 250.00 | | | | | 250.00 |
| Fourth of July | | | | 2,500.00 | | | | | 2,500.00 |
| Labor Day | | | | 600.00 | | | | | 600.00 |
| Columbus Day | | | | 1,496.00 | | | | | 1,496.00 |
| Armistice Day—American Legion | | | | 150.00 | | | | | 150.00 |
| Armistice Day | | | | 994.65 | | | | | 994.65 |
| Municipal Christmas Observance..... | | | | 3,656.99 | | | | | 3,656.99 |
| Christmas Display at Roger Williams Park | \$ 299.03 | \$ 450.00 | \$ 1,172.00 | | | | | | 1,921.03 |
| Decorating Public Buildings.... | | | | 505.00 | | | | | 505.00 |
| V.J. Day Celebration | | | | 704.76 | | | | | 704.76 |
| City Council Committee—Memorial Day | | | | 308.92 | | | | | 308.92 |
| Total—Public Celebrations | \$ 299.03 | \$ 450.00 | \$ 1,172.00 | \$ 12,216.32 | | | | | \$ 14,137.35 |
| Total—Exclusive of Water.... | \$15,511,313.47 | \$ 3,662,505.88 | \$ 1,696,866.41 | \$ 5,499,717.03 | \$ 343,680.05 | \$ 1,340.00 | \$ 5,478,803.00 | \$16,490,933.00 | \$48,685,158.84 |
| WATER SUPPLY BOARD: | | | | | | | | | |
| Administration | \$ 162,676.39 | \$ 22,080.61 | \$ 4,308.84 | \$ 5,672.50 | \$ 18,778.50 | | | | \$ 213,516.84 |
| Source of Supply | 221,745.95 | 23,964.53 | 136,193.07 | 9,604.50 | 9,587.54 | | | | 401,095.59 |
| Transmission Distribution | 499,726.29 | 71,989.21 | 126,422.75 | 21,219.05 | 15,700.00 | \$ 114,792.16 | | | 849,849.46 |
| Accounting and Commercial Division | 181,702.84 | 50,417.49 | 6,885.40 | 6,111.95 | 5,864.35 | | | | 250,982.03 |
| Taxes | | | | 600,770.26 | | | | | 600,770.26 |
| Contributions to Employees' Retirement System | | | | 80,298.00 | | | | | 80,298.00 |
| Federal Old Age and Survivors Insurance | | | | 49,942.86 | | | | | 49,942.86 |
| Interest on Bonded Debt | | | | 89,943.75 | | | | | 89,943.75 |
| Retirement of Serial Bonds..... | | | | | | | \$ 75,000.00 | | 75,000.00 |
| Total—Water | \$ 1,065,851.47 | \$ 168,451.84 | \$ 273,810.06 | \$ 863,562.87 | \$ 49,930.39 | \$ 114,792.16 | \$ 75,000.00 | | \$ 2,611,398.79 |
| Total—General and Water.... | \$16,577,164.94 | \$ 3,830,957.72 | \$ 1,970,676.47 | \$ 6,363,279.90 | \$ 393,610.44 | \$ 116,132.16 | \$ 5,553,803.00 | \$16,490,933.00 | \$51,296,557.63 |

Schedule B-4

GENERAL FUND

WATER DEPARTMENT OPERATING STATEMENT

For the Fiscal Year Ended September 30, 1969

Operating Revenue:

Sale of Water:

| | | |
|----------------|-----------------|-----------------|
| Metered | \$ 3,209,225.38 | |
| Hydrants | 111,397.65 | \$ 3,320,623.03 |

Other Revenue:

| | | |
|-------------|--|-----------|
| Other | | 86,942.56 |
|-------------|--|-----------|

| | | |
|-------------------------------|--|-----------------|
| Total Operating Revenue | | \$ 3,407,565.59 |
|-------------------------------|--|-----------------|

Less Operating Revenue Expenditures:

Operating Expenditures:

| | | |
|--|---------------|--------------|
| Administration | \$ 213,516.84 | |
| Source of Supply | 401,095.59 | |
| Transmission and Distribution | 849,849.46 | |
| Accounting and Commercial Division | 250,982.03 | |
| Taxes | 600,770.26 | 2,316,214.18 |

| | | |
|-------------------------|--|-----------------|
| Operating Surplus | | \$ 1,091,351.41 |
|-------------------------|--|-----------------|

Non-Operating Revenue and Revenue Expenditures:

Non-Operating Revenue Expenditures:

| | | |
|---|--------------|---------------|
| Contributions to Employees' Retirement System | \$ 80,298.00 | |
| Federal Old Age and Survivors Insurance | 49,942.86 | |
| Interest on Bonded Debt | 89,943.75 | |
| Retirement of Serial Bonds | 75,000.00 | \$ 295,184.61 |

Less: Non-Operating Revenue:

| | | |
|--|--------|---------------|
| Rent from Non-Operating Property | 383.18 | |
| Net Non-Operating Deductions | | 294,801.43 |
| Net Water Department Surplus | | \$ 796,549.98 |

SECTION II

School Fund

Exhibit D

SCHOOL FUND**BALANCE SHEET**

September 30, 1969

| Assets | |
|--|-----------------------------|
| Cash (Exhibit D-1) | \$ 885,158.39 |
| Receivables: Deducted Contra: Accounts Receivable (Exhibit D-2) | 29,342.97 |
| Total Assets | <u><u>\$ 914,501.36</u></u> |
| Liabilities and Reserves | |
| Accounts Payable | \$ 884,260.03 |
| Due to General Fund | 341,943.90 |
| Total Liabilities | \$ 1,226,203.93 |
| Receivables: Deducted Contra: Accounts Receivable | 29,342.97 |
| Reserves: Unencumbered Balance of Appropriations | 898.36 |
| Cumulated Deficit | 341,943.90 |
| Total Liabilities and Reserves | <u><u>\$ 914,501.36</u></u> |

Exhibit D-1

SCHOOL FUND

STATEMENT OF CASH RECEIPTS AND DISBURSEMENTS
For the Fiscal Year Ended September 30, 1969

| | | |
|--|-----------------|-----------------|
| Cash Balance—October 1, 1968 | | \$ 69,915.00 |
| Receipts: | | |
| Revenue—Schedule D-1 | \$ 6,723,035.50 | |
| Net City Appropriation | 16,465,933.00 | |
| Total Receipts | | 23,188,968.50 |
| Total Cash Available | | \$23,258,883.50 |
| Disbursements: | | |
| Revenue—Schedule D-2 | 23,197,759.39 | |
| Less: | | |
| 1968-1969 Expenditures paid in 1969-1970 | \$ 567,868.39 | |
| Encumbrances—Prior | 316,391.64 | 884,260.03 |
| Sub Total | | 22,313,499.36 |
| Add: | | |
| 1967-1968 Expenditures paid in 1968-1969 | 60,225.75 | |
| Total Expenditures | | 22,373,725.11 |
| Cash Balance September 30, 1969 | | \$ 885,158.39 |

Exhibit D

Exhibit D-2

SCHOOL FUND

STATEMENT OF ACCOUNTS RECEIVABLE
at September 30, 1969

| | |
|---------------------------------|--------------|
| General School Revenue | \$ 29,342.97 |
| Total Accounts Receivable | \$ 29,342.97 |

Exhibit D

Exhibit D-3

SCHOOL FUND

STATEMENT OF ACCOUNTS PAYABLE
at September 30, 1969

| | |
|------------------------------|---------------|
| Accounts Payable: | |
| Current | \$ 567,868.39 |
| Prior | 316,391.64 |
| Total Accounts Payable | \$ 884,260.03 |

Exhibit D

Schedule D-1

SCHOOL FUND
ESTIMATED AND ACTUAL REVENUE
at September 30, 1969

| | Budget Estimate | Net Actual Revenue | Budget Comparison Excess Deficiency |
|----------------------------|--------------------|--------------------------|---|
| State Grants in Aid: | | | |
| Aid to Education | \$ 4,992,054.00 | \$ 4,779,868.00 | \$ 212,186.00 |
| Departmental Revenue | 682,933.00 | 1,943,167.50 | \$ 1,260,234.50 |
| Totals | \$ 5,674,987.00 | \$ 6,723,035.50 | \$ 1,260,234.50 \$ 212,186.00 |

Schedule D-2

SCHOOL FUND
DETAILS OF REVENUE CASH RECEIPTS
For the Fiscal Year Ended September 30, 1969

| | | |
|---|--------------|-----------------|
| Grants-in-Aid: | | |
| State Aid to Education | | \$ 4,779,868.00 |
| Departmental Revenue: | | |
| Tuitions | | \$ 137,295.95 |
| Reimbursed Salaries: | | |
| Brown University | \$ 2,245.00 | |
| Providence College | 750.00 | |
| Bryant College | 200.00 | |
| Rhode Island College | 71,114.04 | |
| Rhode Island School of Design | 1,200.00 | |
| University of Rhode Island | 1,350.00 | |
| Barrington College | 620.00 | |
| Salve Regina College | 800.00 | |
| Mount St. Josephs | 400.00 | |
| Our Lady of the Elms College | 100.00 | 78,779.04 |
| Refunds: | | |
| Refund on Bills | 17,905.02 | |
| Refund on Payrolls | 122,004.36 | 139,909.38 |
| Books and Supplies | | 102.41 |
| Fines and Property Damage | 503.00 | |
| Telephone | 874.01 | |
| Use of Buildings and Tennis Court | 3,384.79 | |
| Miscellaneous | 33,479.63 | |
| Vending Machine Receipts | 68.20 | |
| Test Scoring Receipts | 53.00 | |
| Merchandise Sold | 2,366.00 | |
| Transportation Reimbursement | 120.85 | |
| Reimbursed Salaries—Recreation Department | 5,859.08 | |
| Reimbursed Salaries—Board of Canvassers | 5,430.60 | |
| School Activities | 12,746.19 | |
| School Cafeterias | 152.00 | |
| Reimbursement New Careers Program—Administrative Services | 1,200.00 | |
| Reimbursed Teachers Salaries—Apprenticeship Training Program | 13,060.00 | |
| Vocational Act 1963 Work Study Program | 28,461.83 | |
| Reimbursement Contributions to State Teachers Retirement System | 36,335.86 | |
| Reimbursement Contributions to City Retirement System | 368.92 | |
| Title IIB Adult Basic Education | 17,969.30 | |
| Reimbursement Federal Anti-Poverty Program | 1,268,784.72 | |
| Reimbursement Blue Cross | 707.70 | |
| Reimbursement Title VA National Defense Education Act | 22,501.96 | |
| Federal Government—Maintenance and Operation of Schools | 112,713.00 | |
| Vocational Act 1963 Work Study Program (100% Reimbursement) | 19,940.08 | 1,587,183.13 |
| Total Departmental Revenue | | 1,943,167.50 |
| Total Revenue Receipts | | \$ 6,723,035.50 |

Schedule D-2

SCHOOL FUND**APPROPRIATIONS, EXPENDITURES AND UNENCUMBERED BALANCE OF APPROPRIATIONS****For the Fiscal Year Ended September 30, 1969****Appropriations:**

| | |
|---|------------------------|
| Unencumbered Balance (1967-1968) | \$ 9,689.25 |
| Net City Appropriation—Current Year | 16,465,933.00 |
| School Revenue (Schedule D-1) | 6,723,035.50 |
| Total Appropriations | <u>\$23,198,657.75</u> |

Expenditures:

| | |
|--|------------------|
| Disbursements (Schedule D-2a) | 23,197,759.39 |
| Unencumbered Balance of Appropriations | <u>\$ 898.36</u> |

Exhibit D

Schedule D-2a

SCHOOL FUND
DETAILS OF APPROPRIATION EXPENDITURES
For the Fiscal Year Ended September 30, 1969

| | | |
|---|---------------|------------------------|
| Salaries: | | |
| Personal Services | | \$17,814,665.06 |
| Expenses: | | |
| Blue Cross and Physicians Service | \$ 552,147.56 | |
| Books | 456,196.31 | |
| Subscriptions | 20,212.72 | |
| Printing and Binding | 4,022.54 | |
| Services Other than Personal | 82,062.03 | |
| Professional Fees | 245,826.46 | |
| Crossing Guards | 130,000.00 | |
| Miscellaneous | 9,802.67 | |
| Equipment and Supplies: | | |
| Automotive Equipment and Supplies | \$ 8,542.80 | |
| Athletic Equipment and Supplies | 15,047.33 | |
| Educational Equipment and Supplies | 350,822.72 | |
| Maintenance Equipment and Supplies | 91,387.89 | |
| Janitorial Supplies | 154,040.47 | |
| Furniture and Furnishings | 48,680.77 | |
| Office Equipment and Supplies | 30,517.96 | |
| Lumber and Hardware | 41,275.30 | 740,315.24 |
| Fuel | | 242,322.41 |
| Postage, Freight, and Express | | 9,076.24 |
| Repairs | | 279,605.23 |
| Rentals and Leases | | 65,216.91 |
| Utilities: | | |
| Electrical Service | \$ 274,066.76 | |
| Telephone and Telegraph | 86,028.72 | |
| Gas | 22,087.59 | |
| Water | 24,471.69 | 406,654.76 |
| Tuitions | | 154,042.91 |
| School Activities | | 12,450.47 |
| Stadium | | 315.65 |
| Travel Expenses: | | |
| Automobile Allowances | \$ 53,264.44 | |
| Travel and Subsistence | 6,027.15 | |
| Transportation | 411,646.79 | 470,938.38 |
| Insurance: | | |
| Insurance, Other | | 2,021.00 |
| Pensions: | | |
| Contributions to Employees' Retirement System—City of Providence | \$ 245,316.92 | |
| Contributions to Employees' Retirement System—State of Rhode Island | 587,797.72 | |
| Contributions to Survivor's Benefits—State of Rhode Island | 10,512.00 | |
| Contributions to Federal Old Age and Survivors' Benefits | 656,238.20 | 1,499,864.84 |
| Total Expenses | | 5,383,094.33 |
| Total Expenditures | | <u>\$23,197,759.39</u> |

Exhibit D-1

SECTION III

Capital Funds

CAPITAL FUNDS

BALANCE SHEET

September 30, 1969

| Assets | | Liabilities | |
|--|------------------|--|------------------|
| Cash: (Exhibit E-1) | | Reserve for Encumbrances: | |
| Bond Appropriations | \$1,146,080.14 | Bond Appropriations | \$ 1,713,462.57 |
| Special Authorities | 889,285.92 | Special Appropriations | 369,002.28 |
| Total | \$ 2,035,366.06 | Total | \$ 2,082,464.85 |
| Accounts Receivable—(Deducted Contra): | | Notes Payable: (Exhibit E-3) | |
| Rents—Off Street Parking Facilities | \$ 16,525.00 | Area Development | \$ 5,160,000.00 |
| Providence School Department | 18,000.00 | Permanent Improvements | 14,679,000.00 |
| Total | 34,525.00 | Total | 19,839,000.00 |
| Due from U.S. Government: | | Bonds Outstanding: (Exhibit E-4) | |
| Federal Water Pollution Act | 45,600.00 | Area Development | \$10,800,000.00 |
| Unamortized Expenditures made from | | Emergency Housing | 938,000.00 |
| Proceeds of Bonds and Notes Issued for: | | Permanent Improvements | 42,039,000.00 |
| Area Development | \$15,956,550.00 | Refunding Loans | 603,000.00 |
| Emergency Housing | 938,000.00 | Total | 54,380,000.00 |
| Permanent Improvements | 54,903,459.64 | Revenue Available When Collected | 34,525.00 |
| Refunding | 603,000.00 | Capital Appropriation Balances: | |
| Total | 72,401,009.64 | Area Development | \$ 2,069.57 |
| Unexpended Balances from Proceeds of Bonds | | Permanent Improvements | 26,350,601.38 |
| and Notes Issued for: | | Special Authorities | 1,906,830.26 |
| Area Development | \$ 3,450.00 | Total | 28,259,501.21 |
| Permanent Improvements | 1,814,540.36 | Total Liabilities | \$104,595,491.06 |
| Total | 1,817,990.36 | | |
| Capital Authorities Not Yet Hired for: | | | |
| Area Development | \$14,840,000.00 | | |
| Permanent Improvements | 13,421,000.00 | | |
| Total | 28,261,000.00 | | |
| Total Assets | \$104,595,491.06 | | |

Exhibit E-1

CAPITAL FUNDS

STATEMENT OF CASH RECEIPTS AND DISBURSEMENTS

For the Fiscal Year Ended September 30, 1969

| | | |
|--|-----------------|------------------|
| Cash Balance, October 1, 1968 | | \$ 2,956,648.74 |
| Receipts: | | |
| Appropriation Receipts (Schedule E-1a) | \$ 3,413,097.49 | |
| Notes Issued for: | | |
| Highway — 1964 | \$ 31,000.00 | |
| Classical-Central Education Center I | 310,000.00 | |
| Classical-Central Education Center II | 725,000.00 | |
| School Modernization and Construction II | 440,000.00 | |
| School for Handicapped Children | 40,000.00 | |
| Recreation Loan V | 520,000.00 | |
| Additions and Alterations to Providence Public Library | 22,000.00 | |
| Slum Clearance and Redevelopment | 3,027,915.28 | |
| Water Improvements | 2,535,000.00 | 7,650,915.28 |
| Temporary Investments | | 18,106,842.98 |
| Total Receipts | | 29,170,855.75 |
| Total Available | | \$32,127,504.49 |
| Disbursements: | | |
| Appropriation Expenditures (Schedule E-1) | \$12,285,295.45 | |
| Temporary Investments | 17,806,842.98 | |
| Total Disbursements | | 30,092,138.43 |
| Cash Balance, September 30, 1969 | | \$ 2,035,366.06 |
| | | Exhibit E |

Exhibit E-2

CAPITAL FUNDS
STATEMENT OF PERMANENT IMPROVEMENTS
For the Fiscal Year Ended September 30, 1969

| | |
|---|---------------------|
| Bridge Repair and Reconstruction | \$ 1,200,000.00 |
| Highways | 4,606,142.10 |
| Hurricane Barrier | 3,527,752.98 |
| Incinerator and Sludge Disposal | 1,282,000.00 |
| Municipal Dock Extension | 1,741,503.95 |
| Municipal Wharf Shed | 573,000.00 |
| Off-Street Parking Facilities | 788,000.00 |
| Fire | 605,000.00 |
| Providence Central Library Addition | 1,105,858.14 |
| Public Welfare Administration Building | 1,425,000.00 |
| Public Works Garage and/or Municipal Garage and Warehouse | 320,000.00 |
| Public Works — Highway Office Building and Garage | 540,000.00 |
| Recreation | 3,410,714.37 |
| Sanitation Buildings | 343,698.62 |
| Schools | 19,599,700.59 |
| Sewage Treatment Plant | 1,917,690.71 |
| Sewers | 1,354,781.99 |
| Traffic Signal Installation | 240,000.00 |
| Water Works | 10,322,616.19 |
| Total | \$54,903,459.64 |

Exhibit E

Exhibit E-3

CAPITAL FUNDS

STATEMENT OF NOTES PAYABLE

at September 30, 1969

| Description | Rate % | Amount |
|---|--------|------------------------|
| By Purpose: | | |
| Construction: | | |
| Highways | 6% | \$ 500,000.00 |
| Off-Street Parking | 6% | 138,000.00 |
| Alterations to Providence Public Library | 6% | 235,000.00 |
| Schools: | | |
| Classical-Central Education Center II | 6% | 1,845,000.00 |
| Classical High School | 6% | 1,000,000.00 |
| School Modernization and Construction II | 6% | 525,000.00 |
| Classical Central Education Center I | 6% | 310,000.00 |
| School for Handicapped Children | 6% | 40,000.00 |
| Water Department: | | |
| Construction of Major Improvements to the Water Supply System | 6% | 8,875,000.00 |
| Area Development: | | |
| Slum Clearance and Redevelopment IV | 6% | 5,000,000.00 |
| Slum Clearance and Redevelopment V | 6% | 160,000.00 |
| Recreation: | | |
| Recreation Loan V | 6% | 1,211,000.00 |
| Grand Total | | \$19,839,000.00 |
| Amount of Notes Held by the Following Banks at 9/30/69 | | |
| Industrial National Bank | | \$11,453,000.00 |
| Rhode Island Hospital Trust National Bank | | 6,916,000.00 |
| Columbus National Bank | | 295,000.00 |
| Old Stone Bank | | 655,000.00 |
| Citizens Trust Company | | 520,000.00 |
| Total | | \$19,839,000.00 |

Exhibit E

Exhibit E-4

CAPITAL FUNDS
STATEMENT OF CHANGES IN BONDS OUTSTANDING
For the Fiscal Year Ended September 30, 1969

| | Balance Sept. 30, 1968 | Issued | Retired | Balance Sept. 30, 1969 |
|-------------------------|---------------------------|--------------|------------------------|---------------------------|
| Construction | \$44,806,000.00 | | \$ 2,767,000.00 | \$42,039,000.00 |
| Emergency Housing | 1,066,000.00 | | 128,000.00 | 938,000.00 |
| Refunding | 841,000.00 | | 238,000.00 | 603,000.00 |
| Area Development | 11,400,000.00 | | 600,000.00 | 10,800,000.00 |
| Total | <u>\$58,113,000.00</u> | <u>.....</u> | <u>\$ 3,733,000.00</u> | <u>\$54,380,000.00</u> |

Exhibit E

CAPITAL FUNDS
STATEMENT OF BONDS OUTSTANDING
at September 30, 1969

| Description | Rate of Interest | DATE OF Issue | DATE OF Maturity | BONDS Issued | BONDS Outstanding | Serial Requirement |
|--|------------------|---------------|------------------|------------------------|------------------------|--------------------------|
| Bonds Payable Serially: | | | | | | |
| Bridge Replacement and Reconstruction | 3.60-3.80 | 5/1/67 | 5/1/91 | \$ 1,200,000.00 | \$ 1,200,000.00 | beg. 5/1/72 \$ 60,000.00 |
| Highways—Reconstruction—Series I | 2 | 1/1/49 | 1/1/71 | 1,000,000.00 | \$ 100,000.00 | \$ 50,000.00 |
| Highways—Reconstruction—Series II | 2 | 1/1/50 | 1/1/71 | 1,000,000.00 | 100,000.00 | 50,000.00 |
| Highways—Construction | 2 | 1/1/50 | 1/1/74 | 250,000.00 | 75,000.00 | 14,000.00 |
| Highways—Reconstruction—Series III | 2 | 7/1/50 | 7/1/71 | 1,000,000.00 | 100,000.00 | due 7/1/70 50,000.00 |
| Highways—Reconstruction—Series A | 2 | 7/1/50 | 7/1/75 | 500,000.00 | 170,000.00 | due 7/1/70 27,000.00 |
| Highways—Reconstruction—Series B | 2 | 7/1/50 | 7/1/75 | 200,000.00 | 66,000.00 | due 7/1/70 11,000.00 |
| Highways—Reconstruction—Series C | 2 | 7/1/50 | 7/1/75 | 500,000.00 | 170,000.00 | due 7/1/70 27,000.00 |
| Highways—Reconstruction—Series D | 2.3 | 7/1/52 | 7/1/77 | 1,000,000.00 | 462,000.00 | due 7/1/70 53,000.00 |
| Highways—Reconstruction—1959 | 3.80 | 12/1/59 | 12/1/81 | 1,000,000.00 | 650,000.00 | 50,000.00 |
| Highways—Reconstruction—1963 | 3½ | 9/1/63 | 9/1/83 | 600,000.00 | 420,000.00 | due 9/1/70 30,000.00 |
| Highways—1950-1952 Construction | 2.3 | 7/1/52 | 7/1/77 | 600,000.00 | 277,000.00 | due 7/1/70 31,000.00 |
| Highway 1954 Bonds | 2½ | 1/1/54 | 1/1/74 | 300,000.00 | 75,000.00 | 15,000.00 |
| Highway—Olneyville Expressway | 3.4 | 4/1/57 | 4/1/81 | 650,000.00 | 394,000.00 | 32,000.00 |
| Highway—Huntington Avenue Bonds | 3.80 | 12/1/59 | 12/1/81 | 1,000,000.00 | 650,000.00 | 50,000.00 |
| Highway Construction Bonds of 1964 | 3.25-3.40 | 10/1/64 | 10/1/84 | 500,000.00 | 400,000.00 | 25,000.00 |
| Total Highways | | | | \$10,100,000.00 | \$ 4,109,000.00 | \$ 515,000.00 |
| Emergency Housing—Series I | 2.4 | 6/1/49 | 6/1/74 | \$ 1,500,000.00 | \$ 443,000.00 | \$ 85,000.00 |
| Emergency Housing—Series II | 2 | 7/1/50 | 7/1/80 | 1,350,000.00 | 495,000.00 | due 7/1/70 45,000.00 |
| Total Emergency Housing | | | | \$ 2,850,000.00 | \$ 938,000.00 | \$ 130,000.00 |
| Municipal Wharf Shed | 2.3 | 7/1/52 | 7/1/77 | \$ 1,250,000.00 | \$ 573,000.00 | due 7/1/70 \$ 65,000.00 |
| Municipal Dock Improvement and Extension | 3½ | 9/1/63 | 9/1/87 | 2,000,000.00 | 1,800,000.00 | due 9/1/70 100,000.00 |
| Total Dock and Wharf | | | | \$ 3,250,000.00 | \$ 2,373,000.00 | \$ 165,000.00 |
| Recreational Facilities | 2.4 | 6/1/49 | 6/1/74 | \$ 1,000,000.00 | \$ 247,000.00 | \$ 48,000.00 |
| Recreational Facilities Bonds of 1958 | 3.25 | 4/1/58 | 4/1/82 | 1,000,000.00 | 650,000.00 | 50,000.00 |
| Recreational Facilities Series III | 3.10 | 3/1/62 | 3/1/82 | 750,000.00 | 505,000.00 | 35,000.00 |
| Recreational Facilities Series IV | 3.25-3.40 | 10/1/64 | 10/1/84 | 1,000,000.00 | 800,000.00 | 50,000.00 |
| Total Recreational Facilities | | | | \$ 3,750,000.00 | \$ 2,202,000.00 | \$ 183,000.00 |
| Providence Public Library Bonds | 2½ | 1/1/54 | 1/1/78 | \$ 1,950,000.00 | \$ 882,000.00 | \$ 98,000.00 |

| | | | | | | | |
|---|-----------|---------|---------|------------------------|------------------------|-------------|------------------------|
| Public Welfare Building Bonds | 3.90-4.6 | 6/1/68 | 6/1/88 | \$ 1,500,000.00 | \$ 1,425,000.00 | | \$ 75,000.00 |
| Modernizing Fire Dept. Series I | 2 | 1/1/50 | 1/1/74 | \$ 500,000.00 | \$ 147,000.00 | | \$ 28,000.00 |
| Modernizing Fire Dept. Series II | 2 | 7/1/50 | 7/1/75 | 750,000.00 | 256,000.00 | due 7/1/70 | 41,000.00 |
| Modernizing Fire Dept. Series A | 2 | 7/1/50 | 7/1/75 | 250,000.00 | 86,000.00 | due 7/1/70 | 14,000.00 |
| Modernizing Fire Dept. Series B | 2.3 | 7/1/52 | 7/1/77 | 250,000.00 | 116,000.00 | due 7/1/70 | 13,000.00 |
| Total Fire | | | | \$ 1,750,000.00 | \$ 605,000.00 | | \$ 96,000.00 |
| Public Works and/or Municipal Garage and Warehouse Bonds of 1957 | 3.4 | 4/1/57 | 4/1/77 | \$ 800,000.00 | \$ 320,000.00 | | \$ 40,000.00 |
| Public Works Highway Office Building and Garage Bonds.... | 3.3 | 3/1/61 | 3/1/81 | 900,000.00 | 540,000.00 | | 45,000.00 |
| Total Garages | | | | \$ 1,700,000.00 | \$ 860,000.00 | | \$ 85,000.00 |
| Redevelopment Bonds of 1957 | 3.4 | 4/1/57 | 4/1/77 | \$ 2,000,000.00 | \$ 800,000.00 | | \$ 100,000.00 |
| Redevelopment and Slum Clearance Bonds II | 3.3 | 3/1/61 | 3/1/84 | 2,500,000.00 | 1,875,000.00 | | 125,000.00 |
| Redevelopment and Slum Clearance Bonds III | 3.3 | 3/1/61 | 3/1/84 | 2,500,000.00 | 1,875,000.00 | | 125,000.00 |
| Redevelopment and Slum Clearance Bonds IV | 3.10 | 3/1/62 | 3/1/82 | 1,000,000.00 | 650,000.00 | | 50,000.00 |
| Redevelopment and Slum Clearance Bonds V | 3½ | 9/1/63 | 9/1/87 | 4,000,000.00 | 3,600,000.00 | | 200,000.00 |
| Redevelopment and Slum Clearance Bonds VI | 3.25-3.40 | 10/1/64 | 10/1/88 | 2,000,000.00 | 2,000,000.00 | | 100,000.00 |
| Total Redevelopment Bonds | | | | \$14,000,000.00 | \$10,800,000.00 | | \$ 700,000.00 |
| Refunding Series II | 1½ | 6/1/46 | 6/1/71 | \$ 2,362,000.00 | \$ 262,000.00 | | \$ 131,000.00 |
| Refunding Series II-B | 1.8 | 6/1/47 | 6/1/72 | 559,000.00 | 93,000.00 | | 31,000.00 |
| Refunding Series II-C | 2.2 | 6/1/48 | 6/1/72 | 619,000.00 | 115,000.00 | | 37,000.00 |
| Refunding Series II-D | 2.4 | 6/1/49 | 6/1/72 | 729,000.00 | 133,000.00 | | 44,000.00 |
| Total Refunding | | | | \$ 4,269,000.00 | \$ 603,000.00 | | \$ 243,000.00 |
| Hurricane Barrier Bonds Series I | 3.25-3.40 | 10/1/64 | 10/1/88 | \$ 3,000,000.00 | \$ 3,000,000.00 | | \$ 150,000.00 |
| Hurricane Barrier Bonds Series II | 3.60-3.75 | 5/1/67 | 5/1/87 | 600,000.00 | 540,000.00 | | 30,000.00 |
| Total Hurricane Barrier | | | | \$ 3,600,000.00 | \$ 3,540,000.00 | | \$ 180,000.00 |
| Sanitation Buildings and Equipment Bonds | 3.60-3.75 | 5/1/67 | 5/1/87 | \$ 400,000.00 | \$ 360,000.00 | | \$ 20,000.00 |
| Schools | 3½ | 4/1/33 | 4/1/73 | \$ 800,000.00 | \$ 80,000.00 | | \$ 20,000.00 |
| School Athletic Fields—Series I | 2 | 1/1/49 | 1/1/73 | 500,000.00 | 119,000.00 | | 29,000.00 |
| School Athletic Fields—Series II | 2 | 1/1/50 | 1/1/74 | 500,000.00 | 147,000.00 | | 28,000.00 |
| School Athletic Fields—Series III | 4.5-4.6 | 6/1/68 | 6/1/90 | 500,000.00 | 500,000.00 | beg. 6/1/73 | 30,000.00 |
| School Bonds of 1954 | 2½ | 1/1/54 | 1/1/78 | 1,600,000.00 | 720,000.00 | | 80,000.00 |
| School Bonds of 1958 | 3.25 | 4/1/58 | 4/1/82 | 1,600,000.00 | 1,040,000.00 | | 80,000.00 |
| School Bonds of 1959 | 3.80 | 12/1/59 | 12/1/81 | 1,250,000.00 | 816,000.00 | | 62,000.00 |
| School Bonds of 1961 | 3.10 | 3/1/62 | 3/1/86 | 2,000,000.00 | 1,700,000.00 | | 100,000.00 |
| School Bonds of 1966 | 3.60-3.80 | 5/1/67 | 5/1/91 | 1,750,000.00 | 1,750,000.00 | beg. 5/1/72 | 90,000.00 |
| School Bonds of 1968 | 3.9-4.6 | 6/1/68 | 6/1/88 | 6,000,000.00 | 5,700,000.00 | | 300,000.00 |
| School Modernization Bonds of 1957 | 3.40 | 4/1/57 | 4/1/77 | 500,000.00 | 200,000.00 | | 25,000.00 |
| School Modernization Bonds Series II—1959 | 3.80 | 12/1/59 | 12/1/81 | 1,000,000.00 | 650,000.00 | | 50,000.00 |
| School Modernization Bonds Series III | 3.3 | 3/1/61 | 3/1/81 | 1,000,000.00 | 600,000.00 | | 50,000.00 |
| School Modernization Bonds Series IV | 3.10 | 3/1/62 | 3/1/82 | 1,000,000.00 | 650,000.00 | | 50,000.00 |
| School Modernization Bonds Series V | 3.60-3.80 | 5/1/67 | 5/1/91 | 1,500,000.00 | 1,500,000.00 | beg. 5/1/72 | 75,000.00 |
| Total Schools | | | | \$21,500,000.00 | \$16,172,000.00 | | \$ 1,069,000.00 |

CITY OF PROVIDENCE

Exhibit E-4a—Continued

CAPITAL FUNDS
STATEMENT OF BONDS OUTSTANDING
at September 30, 1969

| Description | Rate of Interest | DATE OF | | Issued | BONDS | | Serial Requirement |
|--|------------------|---------|----------|------------------------|------------------------|-------------|------------------------|
| | | Issue | Maturity | | Outstanding | | |
| Sewers | 2 | 1/1/50 | 1/1/74 | \$ 250,000.00 | \$ 75,000.00 | | \$ 14,000.00 |
| Sewers—1950-1952 Construction | 2.3 | 7/1/52 | 7/1/77 | 400,000.00 | 184,000.00 | due 7/1/70 | 22,000.00 |
| Sewers—1954 Construction | 2½ | 1/1/54 | 1/1/74 | 200,000.00 | 50,000.00 | | 10,000.00 |
| Sewer Construction Bonds of 1957 | 3.4 | 4/1/57 | 4/1/77 | 500,000.00 | 200,000.00 | | 25,000.00 |
| Sewer Construction Bonds of 1963 | 3½ | 9/1/63 | 9/1/83 | 500,000.00 | 350,000.00 | due 9/1/70 | 25,000.00 |
| Sewer Construction Bonds of 1964 | 3.25-3.40 | 10/1/64 | 10/1/84 | 300,000.00 | 240,000.00 | due 10/1/70 | 15,000.00 |
| Sewer Construction Bonds of 1966 | 3.60-3.75 | 5/1/67 | 5/1/87 | 300,000.00 | 270,000.00 | | 15,000.00 |
| Total Sewers | | | | \$ 2,450,000.00 | \$ 1,369,000.00 | | \$ 126,000.00 |
| Incinerator and Sludge Disposal—Series I | 2 | 1/1/49 | 1/1/71 | \$ 950,000.00 | \$ 100,000.00 | | 50,000.00 |
| Incinerator and Sludge Disposal—Series A | 2 | 7/1/50 | 7/1/75 | 650,000.00 | 222,000.00 | due 7/1/70 | 35,000.00 |
| Incinerator and Sludge Disposal—Series B | 2 | 7/1/50 | 7/1/75 | 175,000.00 | 60,000.00 | due 7/1/70 | 10,000.00 |
| Sludge Incinerator Bonds | 3.60-3.75 | 5/1/67 | 5/1/87 | 1,000,000.00 | 900,000.00 | | 50,000.00 |
| Total Incinerator and Sludge Disposal | | | | \$ 2,775,000.00 | \$ 1,282,000.00 | | \$ 145,000.00 |
| Sewage Treatment Bonds—Series I | 3.25 | 4/1/58 | 4/1/78 | \$ 3,500,000.00 | \$ 1,575,000.00 | | \$ 175,000.00 |
| Sewage Treatment Bonds—Series II | 3.25 | 4/1/58 | 4/1/78 | 600,000.00 | 270,000.00 | | 30,000.00 |
| Sewage Treatment Bonds—Series II (1959) | 3.80 | 12/1/59 | 12/1/81 | 300,000.00 | 195,000.00 | | 15,000.00 |
| Total Sewage Treatment | | | | \$ 4,400,000.00 | \$ 2,040,000.00 | | \$ 220,000.00 |
| Off Street Parking Facilities Series II | 3.10 | 3/1/62 | 3/1/82 | \$ 1,000,000.00 | \$ 650,000.00 | | \$ 50,000.00 |
| Traffic Signal and Traffic Control Bonds of 1957 | 3.4 | 4/1/57 | 4/1/81 | \$ 400,000.00 | \$ 240,000.00 | | \$ 20,000.00 |
| Total—General Serial Bonded Debt — Exclusive of Water Supply Debt | | | | | \$51,650,000.00 | | |
| Total Annual Serial Requirements — exclusive of Water Supply Requirements | | | | | | | \$ 4,180,000.00 |

CITY OF PROVIDENCE

Bonds Payable—Serially—Water:

| | | | | | | |
|---|------|---------|---------|------------------------|------------------------|------------------------|
| Water Distribution Reservoir | 3.25 | 12/1/62 | 12/1/92 | \$ 2,050,000.00 | \$ 1,765,000.00 | \$ 55,000.00 |
| Water Purification Works Improvements I | 3.25 | 12/1/62 | 12/1/92 | 1,100,000.00 | 965,000.00 | 25,000.00 |
| TOTAL WATER SERIAL BONDS | | | | \$ 3,150,000.00 | \$ 2,730,000.00 | \$ 80,000.00 |
| Total Water Serial Requirements | | | | | | \$ 80,000.00 |
| Total—Annual Serial Requirements including water.... | | | | | | \$ 4,260,000.00 |
| TOTAL GENERAL AND WATER SUPPLY DEBT.... | | | | | \$54,380,000.00 | |

Exhibit E

CAPITAL FUNDS

Schedule E-1

48

ANALYSIS OF CAPITAL APPROPRIATIONS

As of the Close of the Fiscal Year—September 30, 1969

| | Available Up to Oct. 1, 1968 | Bond Authorities 1968-1969 | Appropriations, Transfers and Miscellaneous Receipts 1968-1969 | Total Available | Dis- bursements Up to Sept. 30, 1968 | Dis- bursements During 1968-1969 | Encumbrances As of Sept. 30, 1969 | Expenditures Up to Sept. 30, 1969 | Completed Capital Projects Written Off in the Subsequent Fiscal Year | Unen- cumbered Balances Sept. 30, 1969 |
|--|------------------------------------|----------------------------------|--|--------------------|---|---|---|---|---|---|
| Capital Debt Fund | \$ 122,800.50 | | \$ 49,675.79 | \$ 172,476.29 | \$ 122,800.50 | | | \$ 122,800.50 | | \$ 49,675.79 |
| College Hill Demonstration Study | 16,595.00 | | | 16,595.00 | 16,192.98 | | | 16,192.98 | | 402.02 |
| Additions and Alterations to Providence Public Library | 502,477.66 | | | 502,477.66 | 211,796.88 | \$ 12,061.26 | | 223,858.14 | | 278,619.52 |
| Fire Alarm Building Renovations | 302,500.00 | | 30,000.00 | 332,500.00 | | 109,217.98 | \$ 215,099.00 | 324,316.98 | | 8,183.02 |
| Hurricane Barrier | 4,803,565.61 | | | 4,803,565.61 | 3,587,752.98 | | 750.00 | 3,588,502.98 | | 1,215,062.63 |
| Hurricane Barrier Capital Revolving Fund | 198,922.09 | | | 198,922.09 | 198,922.09 | | | 198,922.09 | | |
| Off Street Parking Facilities | 2,432,134.96 | | 4,197.12 | 2,436,332.08 | 1,689,568.46 | 7,325.50 | | 1,696,893.96 | | 739,438.12 |
| Public Works: | | | | | | | | | | |
| Dutch Elm Disease | 159,130.52 | | 11,567.53 | 170,698.05 | 103,323.99 | 18,438.00 | | 121,761.99 | | 48,936.06 |
| Highway Office Building and Garage | 900,377.60 | | | 900,377.60 | 851,035.57 | 49,342.03 | | 900,377.60 | \$ 900,377.60 | |
| Improvement and Extension of Municipal Dock | 2,000,305.00 | | | 2,000,305.00 | 1,923,335.95 | 18,168.00 | | 1,941,503.95 | | 58,801.05 |
| New Roof Building No. 3 Municipal Wharf | | | 12,000.00 | 12,000.00 | | 8,954.00 | 3,046.00 | 12,000.00 | | |
| Repairs and Reconstruction of Bridges | 1,212,120.00 | | | 1,212,120.00 | 1,203,238.24 | 8,881.76 | | 1,212,120.00 | 1,212,120.00 | |
| 1969 Bridge Construction and/or Reconstruction | | | 65,000.00 | 65,000.00 | | | | | | 65,000.00 |
| Sanitation Buildings Loan | 421,213.00 | | | 421,213.00 | 370,058.26 | 13,640.36 | 33,535.05 | 417,233.67 | | 3,979.33 |
| Sewage Treatment Plant I | 3,454,151.93 | | | 3,454,151.93 | 3,454,151.93 | | | 3,454,151.93 | | |
| Sewage Treatment Plant II | 823,538.78 | | | 823,538.78 | 823,538.78 | | | 823,538.78 | | |
| Sewage Treatment Account III | 509,301.11 | | | 509,301.11 | 472,427.57 | 8,468.00 | 18,630.37 | 499,525.94 | | 9,775.17 |
| Alterations and Additions to Sewage Treatment Plant | 522,642.50 | | | 522,642.50 | 452,691.29 | 19,857.00 | 550.00 | 473,098.29 | | 49,544.21 |
| Sludge Incinerator Loan | 1,513,274.41 | | | 1,513,274.41 | 1,186,710.95 | 9,084.30 | 20,000.00 | 1,215,795.25 | | 297,479.16 |
| Highways: | | | | | | | | | | |
| Highway Authority—1960 | 500,000.00 | | | 500,000.00 | 497,500.00 | | | 497,500.00 | | 2,500.00 |
| Highway Authority—1964 | 500,000.00 | | | 500,000.00 | 467,226.21 | 32,235.89 | | 499,462.10 | | 537.90 |
| Highway Paving and Resurfacing Account | 150,000.00 | | | 150,000.00 | | 129,740.88 | 20,259.12 | 150,000.00 | | |
| 1969 Highway Construction and/or Reconstruction | | | 150,000.00 | 150,000.00 | | 8,296.92 | 111,417.79 | 119,714.71 | | 30,285.29 |
| Sewer Construction: | | | | | | | | | | |
| 1964 Sewer Authority | 302,343.20 | | | 302,343.20 | 278,094.49 | 7,687.50 | 13,517.50 | 299,299.49 | | 3,043.71 |
| Sanitary Sewers Account | 30,000.00 | | | 30,000.00 | | 30,000.00 | | 30,000.00 | | |
| 1969 Sewer Construction | | | 50,000.00 | 50,000.00 | | 17,417.57 | | 17,417.57 | | 32,582.43 |

CITY OF PROVIDENCE

| | | | | | | | | | |
|---|---------------|---------------|---------------|--------------|--------------|--------------|---------------|-----------|---------------|
| Recreation: | | | | | | | | | |
| Recreation II | 1,110,378.57 | | 1,110,378.57 | 1,110,378.57 | | | 1,110,378.57 | | |
| Recreation III | 837,996.92 | | 837,996.92 | 837,996.92 | | | 837,996.92 | | |
| Recreation IV | 1,283,662.88 | | 1,283,662.88 | 1,271,624.57 | 11,860.18 | | 1,283,484.75 | | 178.13 |
| Recreation V | 2,000,000.00 | 5,350.00 | 2,005,350.00 | 686,730.22 | 521,984.15 | 42,055.38 | 1,250,769.75 | | 754,580.25 |
| Recreation Department Repairs and Moving Expenses | | 10,000.00 | 10,000.00 | | 10,000.00 | | 10,000.00 | 10,000.00 | |
| Green Acres Project— Shipyards Playground Development | 23,527.00 | | 23,527.00 | | | | | | 23,527.00 |
| Roger Williams Park: | | | | | | | | | |
| Restrooms | 42,433.00 | | 42,433.00 | 42,364.62 | 68.38 | | 42,433.00 | 42,433.00 | |
| Phase I—Plains Exhibit | 50,000.00 | | 50,000.00 | 35,749.85 | 5,289.48 | | 41,039.33 | | 8,960.67 |
| Empire Park—Weybosset Hill Area | 145,000.00 | | 145,000.00 | | | | | | 145,000.00 |
| Parks Beautification Plan | 11,779.60 | | 11,779.60 | 392.14 | 9,545.05 | | 9,937.19 | | 1,842.41 |
| Redevelopment: | | | | | | | | | |
| Slum Clearance II | 2,545,292.12 | | 2,545,292.12 | 2,516,624.12 | 28,405.75 | | 2,545,029.87 | | 262.25 |
| Slum Clearance III | 3,501,302.08 | | 3,501,302.08 | 3,500,000.00 | | | 3,500,000.00 | | 1,302.08 |
| Slum Clearance IV | 11,351,158.39 | | 11,351,158.39 | 8,482,292.14 | 2,868,866.25 | | 11,351,158.39 | | |
| Slum Clearance V | | 15,000,000.00 | 15,000,000.00 | | 156,550.00 | | 156,550.00 | | 14,843,450.00 |
| Central-Classical Redevel- opment Project | 1,982,177.33 | | 1,982,177.33 | 1,981,115.85 | | | 1,981,115.85 | | 1,061.48 |
| East Side Renewal Project | 2,116,439.48 | 2,923,200.00 | 5,039,639.48 | 2,111,004.04 | 2,928,576.10 | | 5,039,580.14 | | 59.34 |
| Mashapaug Pond | 4,401,217.78 | | 4,401,217.78 | 4,401,066.36 | | | 4,401,066.36 | | 151.42 |
| Mt. Hope Project R.I. R-18 | 103,000.00 | 4,000.00 | 107,000.00 | 102,314.53 | 3,910.47 | | 106,225.00 | | 775.00 |
| West River Project | | | | | | | | | |
| U.R.R.I. 1-6 | 48,390.03 | | 48,390.03 | 48,390.03 | | | 48,390.03 | | |
| Weybosset Hill Renewal Project | 2,474,700.00 | 16,350.00 | 2,491,050.00 | 2,473,576.59 | 17,451.08 | | 2,491,027.67 | | 22.33 |
| Traffic Department Re- pairs and Moving Ex- penses | | 15,000.00 | 15,000.00 | | 15,000.00 | | 15,000.00 | 15,000.00 | |
| School Department: | | | | | | | | | |
| Athletic Fields | 1,504,486.68 | | 1,504,486.68 | 1,499,416.11 | | | 1,499,416.11 | | 5,070.57 |
| Classical-Central | | | | | | | | | |
| Education Center I | 7,536,308.19 | | 7,536,308.19 | 4,884,802.81 | 1,456,947.98 | 1,174,458.50 | 7,516,209.29 | | 20,098.90 |
| Classical-Central | | | | | | | | | |
| Education Center II | 2,400,000.00 | 10,139.55 | 2,410,139.55 | 1,112,392.09 | 631,798.91 | 309,221.10 | 2,053,412.10 | | 356,727.45 |
| Classical High School Loan | 1,000,000.00 | | 1,000,000.00 | 1,000,000.00 | | | 1,000,000.00 | | |
| Lippitt Hill Elementary School | 1,765,061.61 | | 1,765,061.61 | 1,660,791.43 | 19,278.14 | 77,159.04 | 1,757,228.61 | | 7,833.00 |
| School Modernization and Construction I | 1,519,796.19 | | 1,519,796.19 | 1,503,281.73 | 16,013.53 | 80.00 | 1,519,375.26 | | 420.93 |
| School Modernization and Construction II | 3,000,000.00 | 11,117.50 | 3,011,117.50 | 81,372.08 | 324,608.32 | 42,261.00 | 448,241.40 | | 2,562,876.10 |
| School for Handicapped Children | | 2,500,000.00 | 2,500,000.00 | | 38,043.51 | | 38,043.51 | | 2,461,956.49 |
| Nathanael Greene Jr. High School Fire Damage | 2,500.00 | | 2,500.00 | 1,643.40 | 856.60 | | 2,500.00 | 2,500.00 | |
| Mary E. Fogarty Ele- mentary School Fire Damage | | 1,500.00 | 1,500.00 | | | | | | 1,500.00 |
| Classical High School Fire Damage III | | 1,000.00 | 1,000.00 | | 1,000.00 | | 1,000.00 | 1,000.00 | |
| Welfare: | | | | | | | | | |
| Public Welfare Adminis- tration Building | 1,757,987.17 | | 1,757,987.17 | 1,594,525.38 | 163,036.79 | 425.00 | 1,757,987.17 | | |

CAPITAL FUNDS

ANALYSIS OF CAPITAL APPROPRIATIONS

As of the Close of the Fiscal Year—September 30, 1969

| | Available Up to Oct. 1, 1968 | Bond Authorities 1968-1969 | Appropriations, Transfers and Miscellaneous Receipts 1968-1969 | Total Available | Dis- bursements Up to Sept. 30, 1968 | Dis- bursements During 1968-1969 | Encumbrances As of Sept. 30, 1969 | Expenditures Up to Sept. 30, 1969 | Completed Capital Projects Written Off in the Subsequent Fiscal Year | Unen- cumbered Balances Sept. 30, 1969 |
|--|------------------------------------|----------------------------------|--|-------------------------|---|---|---|---|---|---|
| Water Department: | | | | | | | | | | |
| Additional Rapid Sand Filters | 2,500,000.00 | | | 2,500,000.00 | 611,383.81 | 500,000.00 | | 1,111,383.81 | | 1,388,616.19 |
| Aqueduct Land Condemna- tion and Easements ... | 171,450.00 | | | 171,450.00 | 171,450.00 | | | 171,450.00 | | |
| Construction of Major Improvements to the Water Supply System... | 10,329,000.00 | | | 10,329,000.00 | 5,557,616.19 | 2,035,000.00 | | 7,592,616.19 | | 2,736,383.81 |
| Inserting New Valves Account | 165,000.00 | | | 165,000.00 | 154,488.77 | 10,511.23 | | 165,000.00 | 165,000.00 | |
| Installation of Raw Water Booster Pumping Station | 1,500,000.00 | | | 1,500,000.00 | 1,500,000.00 | | | 1,500,000.00 | | |
| Miscellaneous Water Extensions | 308,985.43 | | | 308,985.43 | 307,108.83 | 1,876.60 | | 308,985.43 | 308,985.43 | |
| Repairs and improve- ments at Reservoirs..... | | | 43,000.00 | 43,000.00 | | | | | | 43,000.00 |
| Totals..... | \$90,866,424.32 | \$17,500,000.00 | \$ 3,413,097.49 | \$111,779,521.81 | \$69,152,260.30 | \$12,285,295.45 | \$ 2,082,464.85 | \$83,520,020.60 | \$ 2,657,416.03 | \$28,259,501.21 |

CAPITAL FUNDS **APPROPRIATION RECEIPTS**

For the Fiscal Year Ended September 30, 1969

| | | |
|--|-----------------|------------------------|
| Capital Debt Fund: | | |
| Received of P. W. Highway Office Building and Garage Loan for transfer of unexpended balance to be used for payment of debt | \$ 49,342.03 | |
| Received of Repairs and Reconstruction of Bridges unexpended balance of appropriation to be used for payment of debt for the Bridge Replacement and Reconstruction Bonds | 333.76 | 49,675.79 |
| Fire Alarm Building Renovations: | | |
| Received of Emergency Public Improvement Fund Transfer as authorized by City Council Resolution No. 4 approved January 6, 1969 | | 30,000.00 |
| Classical High School Fire Damage Fund III: | | |
| Received of Fire Insurance Fund—transfer as authorized by City Council Resolution No. 163 approved March 11, 1969 | | 1,000.00 |
| Mary E. Fogarty Elementary School Fire Damage Fund: | | |
| Received of Fire Insurance Fund—transfer as authorized by City Council Resolution No. 247 approved May 2, 1969 | | 1,500.00 |
| Off-Street Parking Facilities: | | |
| Received income from various properties located on this site (Parking, Inc.) | | 4,197.12 |
| Public Works: | | |
| 1969 Bridge Construction and or Reconstruction: | | |
| Received from Emergency Public Improvement Fund—transfer as authorized by City Council Resolution No. 128 approved February 26, 1969 | | 65,000.00 |
| Dutch Elm Disease Control: | | |
| Received from the General Fund | \$ 10,000.00 | |
| Received from State of Rhode Island for reimbursement to the City in accordance with chapter 17 of the General Laws of 1956 for the period March 1, 1968 through June 30, 1968 | 1,567.53 | 11,567.53 |
| 1969 Highway Construction and Reconstruction: | | |
| Received of Emergency Public Improvement Fund—transfer as authorized by City Council Resolution No. 126 approved February 26, 1969 | | 150,000.00 |
| New Roof at Building No. 3—Municipal Wharf: | | |
| Received of Emergency Public Improvement Fund—transfer as authorized by City Council Resolution No. 129 approved February 26, 1969 | | 12,000.00 |
| Slum Clearance and Redevelopment: | | |
| East Side Renewal Project: | | |
| Received of Slum Clearance and Redevelopment IV—transfer as authorized by City Council Resolution No. 478 approved August 18, 1967 | \$ 2,787,000.00 | |
| Received of Slum Clearance and Redevelopment V—transfer to provide cash for interest on City of Providence Notes | 136,200.00 | 2,923,200.00 |
| Mt. Hope Project Area: | | |
| Received of Slum Clearance and Redevelopment V—transfer to provide cash for interest on City of Providence Notes | | 4,000.00 |
| Weybosset Hill Renewal Project: | | |
| Received of Slum Clearance and Redevelopment V—transfer to provide cash for interest on City of Providence Notes | | 16,350.00 |
| Recreation: | | |
| Recreation Department Repairs and Moving Expenses: | | |
| Received of Emergency Public Improvement Fund—transfer as authorized by City Council Resolution No. 162 approved March 11, 1969 | | 10,000.00 |
| Recreation Loan V: | | |
| Received from State of Rhode Island its half-share of the purchase of land for the Green Acres Project No. 812 Roosevelt Street Tot Lot | | 5,350.00 |
| Schools: | | |
| School Modernization and Construction Loan II: | | |
| Received from the State of Rhode Island under the provisions of section 301-305 of Title III, Public Law 85-864 | | 11,117.50 |
| Classical Central Education Center II: | | |
| Received from the State of Rhode Island under the provisions of section 301-305 of Title III, Public Law 85-864 | | 10,139.55 |
| Sewers: | | |
| 1969 Sewer Construction: | | |
| Received of Emergency Public Improvement Fund—transfer as authorized by City Council Resolution No. 127 approved February 26, 1969 | | 50,000.00 |
| Traffic Department Repairs and Moving Expenses: | | |
| Received of Emergency Public Improvement Fund—transfer as authorized by City Council Resolution No. 162 approved March 11, 1969 | | 15,000.00 |
| Water: | | |
| Repairs and Improvements at Reservoirs: | | |
| Received of Water Depreciation and Extension Fund—transfer as approved by City Council Resolution No. 333 approved July 7, 1969 | | 43,000.00 |
| Total Appropriation Receipts | | \$ 3,413,097.49 |

CAPITAL FUNDS

DETAILS OF CASH DISBURSEMENTS FOR ACTIVE CAPITAL ACCOUNTS

Through September 30, 1969

| | | |
|---|---------------|----------------------|
| Capital Debt Fund: | | |
| Payment of Bond Interest..... | \$ 34,858.97 | |
| Payment of Bond Maturities..... | 87,941.53 | |
| Total | | \$ 122,800.50 |
| City Plan Commission: | | |
| College Hill Demonstration Study: | | |
| Updating of College Hill Report..... | \$ 2,600.00 | |
| Printing of Updated Report..... | 10,918.50 | |
| Postage expenses incurred in mailing of report | 504.20 | |
| Return of unused balance of Government Grant | 2,170.28 | |
| Total | | 16,192.98 |
| Additions and Alterations to Providence Public Library: | | |
| Interest on Floating Debt | \$ 20,625.14 | |
| Payments to Providence Public Library | 203,233.00 | |
| Total | | 223,858.14 |
| Dutch Elm Disease: | | |
| Removal of Diseased Elm Trees..... | | 121,761.99 |
| Fire Alarm Building Renovations: | | |
| Architectural and Engineering Services..... | \$ 12,950.00 | |
| Automobile Allowances | 230.00 | |
| Plans, specifications and blueprints..... | 581.13 | |
| Advertising | 38.85 | |
| General Construction | 95,418.00 | |
| Total | | 109,217.98 |
| Highway—1960—Construction or Reconstruction: | | |
| Testing Asphaltic Pavement Samples..... | \$ 465.00 | |
| Postage for mailing specifications..... | 8.40 | |
| Construction of Retaining Wall..... | 9,782.08 | |
| Resurfacing Highways in Sundry Streets..... | 477,075.98 | |
| Interest on Floating Debt | 10,168.54 | |
| Total | | 497,500.00 |
| 1969 Highway Construction and/or Reconstruction: | | |
| Interest on Floating Debt | \$ 3,296.92 | |
| Surfacing or resurfacing of highways in Sundry streets..... | 5,000.00 | |
| Total | | 8,296.92 |
| Highway Paving and Resurfacing Account: | | |
| Salaries and wages | \$ 674.75 | |
| General Construction | 129,066.13 | |
| Total | | 129,740.88 |
| Highway—1964—Construction or Reconstruction: | | |
| Interest on Floating Debt..... | \$ 55,950.35 | |
| Resurfacing or Reconstruction of Highways in Sundry Streets..... | 259,976.92 | |
| Regulating and Paving Sundry Streets with Asphaltic Concrete..... | 160,312.08 | |
| Stabilizing Face of Ledge Rock on Hillcrest and Ridgeway Avenues..... | 17,200.00 | |
| Gravel for Winfield Road..... | 2,022.75 | |
| Purchase of Land | 4,000.00 | |
| Total | | 499,462.10 |
| Highway—Office Building and Garage: | | |
| General Construction | \$ 692,998.04 | |
| Architectural and Engineering Services..... | 46,632.70 | |
| Advertising | 32.28 | |
| Blueprints | 280.54 | |
| Borings | 1,267.20 | |

Schedule E-1b—Continued

CAPITAL FUNDS

DETAILS OF CASH DISBURSEMENTS FOR ACTIVE CAPITAL ACCOUNTS

Through September 30, 1969

| | | |
|--|-----------------|--------------|
| Interest on Floating Debt..... | 15,384.04 | |
| Constructing Storage Piers and Conveying Equipment including Accessories..... | 72,236.42 | |
| Furnish and Install 2-Way Radio System..... | 15,259.50 | |
| Materials for Constructing Sewer Lines and Manholes..... | 2,878.34 | |
| Purchase of Office Furniture..... | 4,066.51 | |
| Transfer to Capital Debt Fund..... | 49,342.03 | |
| Total | | 900,377.60 |
| Hurricane Barrier: | | |
| Purchase of Land..... | \$ 913,150.00 | |
| General Construction | 2,465,333.34 | |
| Architectural and Engineering Services..... | 5,000.00 | |
| Appraisals | 9,390.00 | |
| Blueprints | 36.44 | |
| Examination of Titles..... | 1,226.25 | |
| Interest on Floating Debt..... | 177,394.03 | |
| Property Taxes | 50.00 | |
| Small Tools and Shop Supplies | 685.52 | |
| Equipment | 2,195.00 | |
| City's share of maintenance and operating costs at the Gaging Station | 1,500.00 | |
| Testing the Cathodic Protection System of the Cooling Canal | 11,792.40 | |
| Total | | 3,587,752.98 |
| Hurricane Barrier Capital Revolving Fund: | | |
| Paid to Hurricane Barrier Account in the Capital Fund the amount received from the State of Rhode Island as its one-third share of certain items paid by the Hurricane Barrier Account | | 198,922.09 |
| Municipal Dock—Extension: | | |
| Extension of Bulkhead at the Municipal Wharf..... | \$ 1,724,933.13 | |
| Construction of Loading Dock..... | 38,230.00 | |
| Architectural and Engineering Services..... | 80,864.74 | |
| Blueprints and Advertising..... | 193.28 | |
| Borings and Testings..... | 2,809.45 | |
| Interest on Floating Debt..... | 76,305.35 | |
| Gravel | 18,168.00 | |
| Total | | 1,941,503.95 |
| New Roof—Building No. 3 at Municipal Wharf: | | |
| Repairs to Buildings | | 8,954.00 |
| Repairs and Reconstruction of Bridges: | | |
| Architectural and Engineering Services..... | \$ 117,500.00 | |
| Blueprints of Crawford Street Bridge..... | 10.10 | |
| Compression Tests—Francis Street Bridge..... | 7.00 | |
| Interest on Floating Debt..... | 60,557.86 | |
| Emergency Repairs to Weybosset Bridge..... | 4,740.00 | |
| Reinforcement and Protection of the Francis Street Bridge..... | 25,020.20 | |
| Rehabilitation of Crawford Street Bridge..... | 975,916.67 | |
| Inspection of Crawford Street Bridge | 19,486.41 | |
| Transfer to Capital Debt Fund..... | 333.76 | |
| Repairs to Park Street Bridge..... | 8,548.00 | |
| Total | | 1,212,120.00 |
| Sanitation Buildings Loan: | | |
| Interest on Floating Debt..... | \$ 6,787.57 | |
| Architectural and Engineering Services..... | 10,000.00 | |
| Freight Charges for Repair Parts..... | 3.60 | |
| Emergency Repairs to Incinerator Furnace..... | 2,193.89 | |
| Furnish and Install Track for Conveyor..... | 443.55 | |
| Rebuild Steam Turbine..... | 1,316.44 | |
| Reconditioning and repairs to operating crane for Garbage Incinerator..... | 18,236.00 | |
| Repairs to Garbage Incinerator..... | 92,465.42 | |
| Repair Parts for equipment..... | 40,575.03 | |
| Fuel oil Pumps and Valves..... | 391.08 | |
| Air compressor | 3,234.00 | |

Schedule E-1b—Continued

CAPITAL FUNDS

DETAILS OF CASH DISBURSEMENTS FOR ACTIVE CAPITAL ACCOUNTS

Through September 30, 1969

| | | |
|---|-------------|------------|
| Renewal of Refractory Linings at Garbage Incinerator..... | 19,066.00 | |
| Repairs and Replacement of Incinerator Equipment..... | 471.60 | |
| Miscellaneous Repairs and Retubing of Boilers..... | 171,290.12 | |
| Stabilize Foundation Walls..... | 3,610.00 | |
| Borings and Testings..... | 283.75 | |
| Installation of Lights at Washington Park Pumping Station..... | 225.00 | |
| Connect Pumps at Washington Park Pumping Station..... | 2,200.00 | |
| Emergency Repairs to Incinerator Roof Unit..... | 5,962.57 | |
| Emergency Repairs to Refractory Lining..... | 3,878.00 | |
| Installation of Fuel Tank..... | 1,065.00 | |
| Total | | 383,698.62 |
| Roger Williams Park: | | |
| Restrooms: | | |
| Architectural and Engineering Services | \$ 3,974.60 | |
| Blueprints | 190.02 | |
| General Construction | 38,200.00 | |
| Transfer balance to Trust and Special—Real Estate Sales Proceeds..... | 68.38 | |
| Total | | 42,433.00 |
| Phase I - Plans Exhibit: | | |
| Transfer of Animals to Plains Exhibit | \$ 150.00 | |
| Road Oil | 46.65 | |
| Miscellaneous Supplies | 3,875.20 | |
| Installation of Chain Link Fence | 24,167.00 | |
| Construction of Animal Shelter | 8,124.00 | |
| Miscellaneous Repairs | 4,676.48 | |
| Total | | 41,039.33 |
| Parks Beautification Plan: | | |
| Travel and Subsistence | \$ 165.14 | |
| Seeds, Fertilizer, Trees and Shrubs | 2,274.25 | |
| Miscellaneous Construction and Repairs | 7,497.80 | |
| Total | | 9,937.19 |
| Recreation Department Repairs and Moving Expenses: | | |
| Repairs | \$ 6,876.00 | |
| Moving Expenses | 2,974.50 | |
| Miscellaneous Supplies | 148.00 | |
| Transfer of unused balance to Trust and Special—Emergency Public Improvement Fund | 1.50 | |
| Total | | 10,000.00 |
| Recreation Loan II, III, IV, and V: | | |
| General Expenditures: | | |
| Advertising | \$ 200.00 | |
| Appraisals | 460.00 | |
| Architectural Fees | 777.30 | |
| Demolition of Buildings..... | 2,265.00 | |
| Examination of Titles..... | 528.50 | |
| Interest on Floating Debt..... | 173,339.65 | |
| Playground Supplies | 736.00 | |
| Professional Services—Inspection | 12,106.00 | |
| Miscellaneous Paving | 9,084.08 | |
| R. I. Laborers Pension Fund..... | 495.60 | |
| R. I. Laborers Welfare Fund..... | 495.60 | |
| Loam for Ballfields | 6,800.00 | |
| Chain Link Fence for Little League Fields | 498.80 | |
| Miscellaneous Supplies | 54.00 | 207,840.53 |
| Admiral Terrace: | | |
| General Site Preparation..... | \$ 4,750.00 | |
| Playground Equipment | 4,055.50 | 8,805.50 |
| April Court—Smith Street: | | |
| Installation of Chain Link Fence | | 140.00 |

Schedule E-1b—Continued

CAPITAL FUNDS

DETAILS OF CASH DISBURSEMENTS FOR ACTIVE CAPITAL ACCOUNTS

Through September 30, 1969

| | | |
|---|--------------|------------|
| Ardoene Street and Narragansett Avenue Playground: | | |
| Purchase of Land..... | \$ 66,050.00 | |
| Appraisals | 1,615.00 | |
| Examination of Titles..... | 555.00 | |
| Advertising | 106.16 | |
| Plans, Specifications and Blueprints..... | 47.52 | |
| Architectural and Engineering Services..... | 5,431.39 | |
| General Construction | 67,892.42 | |
| Site Preparation | 6,092.78 | |
| Playground Equipment | 4,775.00 | |
| Relocate Fence and Gate | 751.00 | |
| Install Basketball Backboards | 1,485.00 | 154,801.27 |
| Arnold Street: | | |
| General Site Preparation..... | \$ 9,058.00 | |
| Playground Equipment | 9,058.00 | 18,116.00 |
| Ascham Street: | | |
| Playground Equipment | \$ 8,325.50 | |
| General Site Preparation..... | 11,058.86 | |
| Install Basketball Backboards | 1,237.50 | 20,621.86 |
| Assumption - Blessed Virgin Church: | | |
| Install Backstop | | 914.00 |
| Bath Street Playground: | | |
| General Site Preparation..... | \$ 6,318.00 | |
| Playground Equipment | 2,955.00 | |
| Installation of Sidewalks..... | 128.78 | |
| Fence Repairs | 279.80 | 9,681.58 |
| Blackstone Street Playground: | | |
| Site Improvements | | 4,508.57 |
| Bucklin Park: | | |
| Construction of Sidewalks | \$ 7,320.00 | |
| Playground Equipment | 6,668.00 | |
| Installation and Repair of Chain Link Fence..... | 12,339.43 | |
| Site Improvements | 3,196.37 | |
| Construction of Ballfields | 9,699.98 | 39,223.78 |
| Camp Street Pool (Camp and Cypress Streets): | | |
| Installation of Chain Link Fence..... | \$ 3,211.20 | |
| Playground Equipment | 5,715.50 | 8,926.70 |
| Candace Street Playground: | | |
| Installation of Chain Link Fence..... | \$ 2,127.80 | |
| Installation of Sidewalks..... | 117.26 | |
| Playground Equipment | 10,442.50 | |
| General Site Preparation..... | 23,000.00 | 35,687.56 |
| Central Classical Project Area: | | |
| Purchase of Land | | 19,070.00 |
| Chad Brown Playground: | | |
| Playground Equipment | | 4,055.50 |
| Chapin Tot Park (Eaton Street and Huxley Avenue): | | |
| Recreational Equipment | \$ 6,704.00 | |
| General Site Preparation..... | 3,966.00 | 10,670.00 |
| Clarence Street: | | |
| Plans, Specifications and Blueprints..... | \$ 10.80 | |
| Advertising | 6.25 | |
| Installation of Chain Link Fence | 995.15 | |
| General Site Preparation for Basketball Court | 2,653.15 | |
| Install Basketball Backboards | 495.00 | 4,160.35 |
| Coddington Court: | | |
| Installation of Chain Link Fence..... | \$ 4,289.00 | |
| Installation of Ball Playing Equipment..... | 2,030.00 | 6,319.00 |

CAPITAL FUNDS

DETAILS OF CASH DISBURSEMENTS FOR ACTIVE CAPITAL ACCOUNTS

Through September 30, 1969

| | | | |
|--|----|------------|--------------|
| Collyer Park: | | | |
| Site Improvements | \$ | 4,888.20 | |
| Installation and Repair of Fences | | 1,996.65 | |
| Construction of Ball Fields | | 4,945.00 | |
| Miscellaneous | | 495.00 | 12,324.85 |
| <hr/> | | | |
| Columbia Park: | | | |
| General Site Preparation | \$ | 3,900.00 | |
| Playground Equipment | | 8,478.50 | |
| Install Basketball Backboard | | 2,016.84 | 14,395.34 |
| <hr/> | | | |
| Cypress Street Playground: | | | |
| Architectural and Engineering Services | \$ | 5,761.20 | |
| General Site Preparation | | 15,596.50 | |
| Building Materials | | 66.88 | |
| Construction of Game Courts | | 14,790.37 | |
| Playground Equipment | | 1,956.00 | 38,170.95 |
| <hr/> | | | |
| Danforth Street Playfield: | | | |
| Plans, Specifications and Blueprints | \$ | 60.00 | |
| Installation of Chain Link Fence | | 4,221.62 | |
| Playground Equipment | | 3,930.00 | |
| Site Preparation | | 130.15 | 8,341.77 |
| <hr/> | | | |
| Danforth Street Recreation Area: | | | |
| Purchase of Land | \$ | 177,591.66 | |
| Appraisals | | 2,310.00 | |
| Examination of Titles | | 1,422.50 | |
| Professional Services—Inspection | | 9,455.79 | |
| Plans, Specifications and Blueprints | | 239.47 | |
| Borings and Testings | | 2,644.37 | |
| General Construction | | 848,000.00 | |
| Advertising | | 197.28 | |
| Architectural and Engineering Services | | 40,683.25 | |
| Photos and Reprints | | 126.72 | |
| Automobile Allowances | | 1,160.00 | |
| Fees for Obtaining Options | | 2,786.50 | |
| Demolition of Buildings | | 3,200.00 | |
| Office Equipment | | 2,087.22 | |
| Equipment | | 794.81 | |
| Recreational Equipment | | 4,985.50 | |
| Landscaping Equipment and Supplies | | 178.80 | |
| Rental of Equipment | | 1,190.00 | |
| Improvements to Recreation Area | | 10,276.55 | |
| Rhode Island Laborers—Health, Welfare Fund | | 64.00 | |
| Rhode Island Laborers—Pension Fund | | 64.00 | |
| Plumbing Supplies | | 1,738.09 | |
| Repairs to Buildings | | 40.00 | |
| Propane Gas Tanks | | 19.64 | |
| Loam | | 9,215.50 | |
| Installation of Chain Link Fence | | 1,926.45 | 1,122,398.10 |
| <hr/> | | | |
| Daniel Avenue: | | | |
| Playground Equipment | \$ | 7,127.50 | |
| General Site Preparation | | 4,990.00 | |
| Basketball Backboards | | 1,237.50 | |
| Fences | | 3,316.75 | |
| Installation of Sidewalks and Basketball Court | | 3,986.87 | |
| Excavation | | 400.00 | 21,058.62 |
| <hr/> | | | |
| Davis Park: | | | |
| Installation of Stops and Automatic Wastes to Drinking Fountains, Hydrants and Spray Pool | \$ | 495.38 | |
| Replace Hydrant, Install Two Brass Spray Heads and Repair Leak in Water Line | | 228.86 | |
| Replace Curb Stop | | 52.00 | |
| Playground Equipment | | 2,503.00 | |
| General Improvements | | 11,079.23 | 14,358.47 |
| <hr/> | | | |

Schedule E-1b—Continued

CAPITAL FUNDS

DETAILS OF CASH DISBURSEMENTS FOR ACTIVE CAPITAL ACCOUNTS

Through September 30, 1969

| | | |
|--|--------------|------------|
| Dexter Training Ground: | | |
| General Construction | \$ 11,350.00 | |
| Site Preparation | 17,659.34 | |
| Professional Services—Inspection | 430.03 | |
| Installation of Chain Link Fence | 264.00 | |
| Playground Equipment | 6,354.00 | |
| Improvements to Recreation Area | 3,150.00 | |
| Installation of Basketball Backboards | 495.00 | 39,702.37 |
| Diamond Street: | | |
| Playground Equipment | \$ 3,701.00 | |
| Site Preparation | 252.47 | |
| Installation of Chain Link Fence | 341.75 | 4,295.22 |
| Lt. George E. Dillon Memorial Park: | | |
| Architectural and Engineering Services | \$ 7,412.00 | |
| Borings and Testings | 345.00 | |
| Postage | 12.60 | |
| Automobile Allowances | 80.00 | |
| Plans, Specifications and Blueprints | 108.24 | |
| Advertising | 20.48 | |
| Professional Services | 11.80 | |
| Portable Resuscitators | 328.00 | |
| General Construction | 92,871.30 | |
| Swimming Pool Equipment | 1,840.56 | |
| Installation of Chain Link Fence | 1,137.00 | 104,166.98 |
| Dudley Street Tot Park: | | |
| Recreational Equipment | \$ 7,506.00 | |
| General Site Preparation | 2,146.00 | |
| Chain Link Fence | 1,077.60 | |
| Install Basketball Backboards | 495.00 | 11,224.60 |
| Eddy Playground (Ellery, Rosedale and Wendell Streets): | | |
| Purchase of Land | \$ 3,200.00 | |
| Appraisals | 25.00 | |
| Examination of Titles | 80.00 | 3,305.00 |
| Elmhurst: | | |
| Installation of Chain Link Fence | \$ 256.00 | |
| Baseball Backstops | 924.00 | 1,180.00 |
| Esek Hopkins Jr. High School Recreation Field: | | |
| Installation of Chain Link Fence | \$ 264.00 | |
| Excavation and Engineering Services | 5,900.25 | 6,164.25 |
| Federal Hill Park: | | |
| Site Improvements at the Park | | 6,787.00 |
| Federal Hill Swimming Pool: | | |
| Replacing and Repairing Doors, etc. | \$ 1,575.39 | |
| Blueprints | 3.75 | 1,579.14 |
| Flynn School: | | |
| Installation of Chain Link Fence | \$ 1,418.00 | |
| Install Playfield Equipment | 1,955.00 | 3,373.00 |
| Fogarty Elementary School Playground: | | |
| Land Excavation | | 2,488.49 |
| Fox Point Little League Field: | | |
| Advertising | \$ 20.16 | |
| Architectural and Engineering Services | 926.70 | |
| Automobile Allowances | 40.00 | |
| Construction of Recreation Area | 15,687.50 | |
| Installation of Chain Link Fence | 301.00 | |
| Playground Equipment | 3,638.00 | |
| Improvements to Basketball Courts | 2,340.15 | 22,953.51 |

CAPITAL FUNDS

DETAILS OF CASH DISBURSEMENTS FOR ACTIVE CAPITAL ACCOUNTS

Through September 30, 1969

| | | | |
|--|----|------------|------------|
| Friendship Street: | | | |
| Purchase of Land | | | 1,300.00 |
| Gano Street: | | | |
| Purchase of Land | \$ | 200.00 | |
| Improvements to Land | | 8,065.75 | |
| Basketball Courts | | 1,592.77 | 9,858.52 |
| Gladys Potter Garden (Humboldt Park): | | | |
| General Site Preparation | \$ | 3,488.00 | |
| Playground Equipment | | 9,265.00 | |
| Improvements to Recreation Area | | 490.00 | |
| Replacement of Gate Posts | | 875.00 | 14,118.00 |
| Green Acres Project: | | | |
| Appraisals | | | 2,475.00 |
| Hannah Street Playground: | | | |
| Purchase of Land | \$ | 1,500.00 | |
| Site Preparation | | 2,100.00 | |
| Examination of Titles | | 75.00 | |
| Installation of Chain Link Fence | | 704.00 | 4,379.00 |
| Hewitt and Atwells Avenue: | | | |
| General Site Preparation | \$ | 2,600.00 | |
| Installation of Sidewalks | | 108.44 | 2,708.44 |
| Highland Avenue Playground: | | | |
| Appraisals | | | 2,000.00 |
| John Hope Center: | | | |
| Landscaping | \$ | 8,986.00 | |
| Playground Equipment | | 11,133.00 | |
| Removal of Trees and Stumps | | 350.00 | |
| Removal of Fence | | 400.00 | |
| Site Improvements | | 14,069.84 | 34,938.84 |
| Hopkins Park: | | | |
| Demolition of Bath House | \$ | 490.00 | |
| Installation of Basketball Backboards | | 2,250.00 | |
| Site Improvements | | 16,799.61 | 19,539.61 |
| Joslin Street Playground: | | | |
| Reconstruction of Playground | \$ | 40,074.70 | |
| Professional Services | | 541.50 | |
| Automobile Allowances and Transportation | | 80.00 | |
| Architectural and Engineering Services | | 2,805.23 | |
| Site Improvements at the Baseball Field | | 264.00 | |
| Playground Equipment | | 4,680.00 | |
| Prepare Basketball Court | | 3,237.19 | 51,682.62 |
| Joslin Street Swimming Pool: | | | |
| Purchase of Land | \$ | 32,000.00 | |
| General Construction | | 466,299.38 | |
| Appraisals | | 315.00 | |
| Architectural and Engineering Services | | 35,598.14 | |
| Advertising | | 22.68 | |
| Borings and Testings | | 574.31 | |
| Building Materials | | 146.02 | |
| Examination of Titles | | 287.50 | |
| Automobile Allowances | | 120.00 | |
| Demolition of Buildings | | 624.00 | |
| Professional Services—Inspection | | 2,623.83 | |
| Equipment—First Aid | | 894.58 | |
| Equipment—Office | | 734.97 | |
| Furniture and Equipment | | 5,405.33 | |
| Plans, Specifications and Blueprints | | 512.80 | |
| Lettering Doors | | 50.40 | |
| Supplies | | 85.68 | 546,294.62 |

Schedule E-1b—Continued

CAPITAL FUNDS

DETAILS OF CASH DISBURSEMENTS FOR ACTIVE CAPITAL ACCOUNTS

Through September 30, 1969

| | | |
|---|---------------|------------|
| Kenyon Street Playground Project: | | |
| Appraisals | | 6,520.00 |
| Kenyon Street School: | | |
| Install Basketball Backboard | | 495.00 |
| Knight and Coddling Streets: | | |
| Site Improvements | \$ 26,970.00 | |
| Installation of New Water Service | 90.15 | |
| Plans, Specifications and Blueprints | 1.05 | |
| Playground Equipment | 6,394.00 | |
| Install Basketball Backboard | 495.00 | 33,950.20 |
| Laurel Hill Playground: | | |
| Playground Equipment | \$ 5,528.00 | |
| Fence Removal and Installation | 962.00 | |
| Install Basketball Courts and Backstops | 4,351.00 | |
| Excavation of Pool and surrounding area | 500.00 | 11,341.00 |
| Lippitt Hill Playground: | | |
| Recreational and Educational Equipment | \$ 2,593.58 | |
| Architectural and Engineering Services | 7,863.33 | |
| Purchase of Land | 19,638.09 | |
| Plans, Specifications and Blueprints | 1.92 | 30,096.92 |
| Lippitt Memorial Park: | | |
| Playground Equipment | | 6,418.00 |
| Lower South Providence Playground (Sayles Street): | | |
| Purchase of Land | \$ 101,050.00 | |
| Appraisals | 1,040.00 | |
| Advertising | 163.44 | |
| Blueprints | 58.10 | |
| Fees for Obtaining Options | 2,182.75 | |
| Examination of Titles | 1,053.75 | |
| Architectural and Engineering Services | 2,640.00 | |
| Automobile Allowances | 40.00 | |
| General Construction | 33,930.00 | |
| Site Improvements | 1,811.58 | 143,969.62 |
| Major Park Swimming Pool (Ellery Street): | | |
| Plans, Specifications and Blueprints | \$ 10.28 | |
| Installation of Chain Link Fence | 5,604.20 | |
| Recreational Equipment | 12,657.38 | |
| General Site Preparation | 3,186.55 | 21,458.41 |
| Manton Housing: | | |
| Playground Equipment | | 3,716.00 |
| Merino Park: | | |
| Repairs to Shelter House | \$ 6,084.00 | |
| Site Improvements | 107.22 | |
| Site Preparations for Tot Lot | 18,659.53 | |
| Recreational Equipment | 10,062.00 | |
| Playground Equipment | 1,313.00 | |
| Installation of Basketball Backboards | 990.00 | 37,215.75 |
| Metcalf Field: | | |
| Purchase of Land | \$ 36,895.00 | |
| Architectural and Engineering Services | 5,214.75 | |
| Advertising | 18.20 | |
| Rental of Equipment | 666.00 | |
| Examination of Titles | 198.75 | |
| Installation of Water Service | 140.60 | |
| Professional Services | 54.15 | |
| Dust Preventative | 480.00 | |
| Miscellaneous | 60.00 | |
| Constructing and Equipping Playfield | 81,800.00 | |
| Installation of Chain Link Fence | 1,006.70 | |
| Site Preparation, Basketball Courts & Equipment | 16,913.48 | 143,447.63 |

CAPITAL FUNDS

DETAILS OF CASH DISBURSEMENTS FOR ACTIVE CAPITAL ACCOUNTS

Through September 30, 1969

| | | |
|--|--------------|------------|
| Mini-Parks: | | |
| Appraisals | | 300.00 |
| Mount Pleasant Recreation Field: | | |
| General Site Preparation | \$ 23,245.74 | |
| Erection of a Shelter House | 10,900.00 | |
| Demolition of Structures | 980.00 | |
| Playground Equipment | 10,475.00 | |
| Installation of Sidewalks and Chain Link Fence | 2,729.59 | |
| Installation of Basketball Backboard | 247.50 | 48,577.83 |
| Municipal Golf Course Club House: | | |
| Purchase of Land | \$ 21,525.00 | |
| Site Improvements | 17,832.21 | |
| Advertising | 127.29 | |
| Examination of Titles | 142.50 | |
| Architectural and Engineering Services | 14,661.68 | |
| Plans, Specifications and Blueprints | 18.16 | |
| General Construction | 136,843.56 | |
| Rental of Equipment | 1,251.00 | |
| Postage | 18.00 | |
| Relocating Water Service | 3,283.35 | |
| Furniture | 1,865.07 | |
| Miscellaneous | 110.50 | 197,678.32 |
| Nathan Bishop Playground: | | |
| Construction of Tennis & Basketball Courts | \$ 14,800.00 | |
| Install Chain Link Fence | 5,315.92 | 20,115.92 |
| Nelson Street: | | |
| Installation of Chain Link Fence | \$ 277.00 | |
| Site Improvements | 1,238.50 | 1,515.50 |
| Neutaconkanut Baseball Field: | | |
| Professional Services—Inspection | \$ 128.00 | |
| Rhode Island Laborers Pension Fund | 4.00 | |
| Rhode Island Laborers Welfare Fund | 4.00 | |
| Installation of Chain Link Fence | 1,576.90 | |
| Site Improvements | 16,838.80 | 18,551.70 |
| Neutaconkanut Park: | | |
| Architectural and Engineering Services | \$ 6,648.52 | |
| Advertising | 25.41 | |
| Educational and Recreational Equipment | 735.28 | |
| Professional Services—Inspection | 875.64 | |
| General Construction | 110,708.63 | |
| Plans, Specifications and Blueprints | 124.07 | |
| Small Tools and Shop Supplies | 61.69 | |
| 2 Bronze Placques | 130.00 | |
| Automobile Allowance | 420.00 | |
| Portable Resuscitators | 370.00 | |
| Landscaping Supplies | 38.66 | |
| Housekeeping Supplies | 160.38 | |
| Rehabilitation of Playground | 5,188.00 | |
| Site Preparation | 17,962.85 | |
| Playground Equipment | 5,956.00 | |
| Installation of Basketball Backboard | 495.00 | |
| Installation of Chain Link Fence | 1,166.00 | 151,066.13 |
| Neutaconkanut Park Bowling Green: | | |
| Site Preparation | \$ 6,334.52 | |
| Installation of Chain Link Fence | 502.00 | 6,836.52 |
| New York Avenue: | | |
| Plans, Specifications and Blueprints | | 1.80 |
| O'Brien Tot Park (Regent Avenue): | | |
| Installation of Sidewalks | \$ 3,393.64 | |
| Recreational Equipment | 9,167.00 | |

Schedule E-1b—Continued

CAPITAL FUNDS

DETAILS OF CASH DISBURSEMENTS FOR ACTIVE CAPITAL ACCOUNTS

Through September 30, 1969

| | | |
|---|--------------|-----------|
| General Site Preparation | 9,996.00 | |
| Installation of Basketball Court and Backboards | 2,656.67 | 25,213.31 |
| Tim O'Neil Field (Roger Williams Park): | | |
| Construction of Canopy | \$ 1,312.00 | |
| Landscaping Services | 5,100.25 | |
| Playground Equipment | 14,091.40 | |
| Fencing Installation | 3,277.00 | 23,780.65 |
| Oxford Street Future Playground: | | |
| Land Excavation | \$ 1,468.50 | |
| Fencing Installation | 1,239.84 | 2,708.34 |
| Paterson Street Playground: | | |
| Playground Equipment | \$ 8,107.50 | |
| General Site Preparation | 3,738.50 | |
| Install Chain Link Fence | 2,408.34 | |
| Basketball Backboards | 495.00 | 14,749.34 |
| Plainfield Street Swimming Pool: | | |
| Installation of Chain Link Fence..... | | 378.00 |
| Projects Construction at Junior Police Camp: | | |
| Paved Roads, Construction of Basketball Court and Backboard, | | |
| New Septic Tanks, Grading and Seeding of Shoreline Area | \$ 9,275.50 | |
| Land Excavation | 6,100.00 | 15,375.50 |
| Rhodes Street: | | |
| Playground Equipment | \$ 4,510.00 | |
| Installation of Chain Link Fence | 1,014.50 | 5,524.50 |
| Richardson Street: | | |
| Demolition of pool..... | \$ 600.00 | |
| Site Preparation | 1,232.28 | |
| Installation of Sidewalks..... | 2,218.03 | |
| Playground Equipment | 5,722.00 | |
| Installation of Basketball Backboards and Court | 6,612.14 | |
| Tennis Posts | 110.00 | |
| Installation of Chain Link Fence..... | 5,308.00 | 21,802.45 |
| Ridge Street: | | |
| General Site Preparation..... | \$ 13,606.00 | |
| Playground Equipment | 6,938.00 | |
| Installation of Chain Link Fence..... | 1,132.15 | 21,676.15 |
| Roger Williams Park Pool: | | |
| Borings and Testings..... | \$ 288.00 | |
| Professional Services—Inspection | 14.18 | |
| Architectural Services | 16,876.06 | |
| Blueprints | 290.38 | |
| Advertising | 36.38 | 17,505.00 |
| Roger Williams Park Tennis Court Area: | | |
| Installation of Chain Link Fence..... | \$ 4,833.90 | |
| Site Preparation | 50,706.94 | 55,540.84 |
| Roosevelt Street: | | |
| Purchase of Land | \$ 10,700.00 | |
| Examination of Titles | 97.50 | |
| Canopy Installation | 720.00 | 11,517.50 |
| Roosevelt Street Swimming Pool: | | |
| Plans, Specifications and Blueprints..... | | 1.50 |
| Sackett Street: | | |
| Purchase of Land..... | \$ 51,764.00 | |
| Advertising | 20.00 | |
| Chain Link Fence..... | 3,428.00 | |
| Electrical Supplies | 286.75 | |

CAPITAL FUNDS

DETAILS OF CASH DISBURSEMENTS FOR ACTIVE CAPITAL ACCOUNTS

Through September 30, 1969

| | | |
|---|--------------|------------|
| Fuel | 6.45 | |
| Improvements to Land | 5,547.79 | |
| Lumber and Hardware | 292.63 | |
| General Site Preparation | 19,824.60 | |
| Playground Equipment | 9,767.50 | |
| Plans, Specifications and Blueprints | 13.40 | |
| Rental of Equipment | 3,559.50 | |
| Small Tools and Shop Supplies | 42.24 | |
| Spray Pool Installation | 3,650.00 | 98,202.86 |
| St. Edward's: | | |
| Installation of Basketball Backboard | | 495.00 |
| St. Patrick's: | | |
| Installation of Basketball Backboard | | 495.00 |
| St. Pius: | | |
| Installation of Basketball Backboards | | 1,485.00 |
| Salisbury Street: | | |
| Purchase of Land | | 1,400.00 |
| Shipyards Playfield: | | |
| General Construction | \$ 50,091.00 | |
| Appraisals | 300.00 | |
| Installation of Chain Link Fence | 7,369.25 | |
| Site Preparation | 640.50 | |
| Construction of Baseball Infields | 4,900.00 | 63,300.75 |
| Smith Street Playground—Extension: | | |
| Purchase of Land | \$ 70,018.75 | |
| Advertising | 209.44 | |
| Examination of Titles | 390.00 | |
| Miscellaneous | 46.20 | |
| Miscellaneous Materials | 2.75 | |
| Improvements to Land | 3,500.00 | |
| Site Improvements at the Softball Field | 19,777.78 | |
| Plans, Specifications and Blueprints | 28.80 | |
| Installation of Curbing | 189.41 | |
| Installation of Sewers | 1,609.06 | |
| Installation of Sidewalks | 1,273.89 | |
| Installation of Chain Link Fence | 1,000.00 | |
| General Site Preparation and Landscaping | 12,565.66 | |
| Playground Equipment | 9,794.00 | |
| Installation of Basketball Backboards | 495.00 | 120,900.74 |
| South Providence Swimming Pool (Dudley Street): | | |
| Repairing and Replacing Doors | \$ 1,512.67 | |
| Blueprints | 3.75 | |
| Installation of Chain Link Fence | 2,829.00 | |
| Miscellaneous Materials | 31.38 | |
| Rehabilitation of Playground Area | 5,488.00 | 9,864.80 |
| Summit Avenue Playground: | | |
| Playground Equipment | \$ 48.00 | |
| Installation of Backstop | 250.00 | 298.00 |
| Taylor Street: | | |
| Purchase of Land | | 1,000.00 |
| Tell Street Playground: | | |
| Site Preparation | | 1,666.67 |
| Temple Street: | | |
| Install Basketball Backboards | \$ 990.00 | |
| Installation of Chain Link Fence | 837.75 | 1,827.75 |
| Tockwotton Park Swimming Pool (Ives Street): | | |
| Architectural and Engineering Services | \$ 4,363.65 | |
| Automobile Allowances | 420.00 | |
| Advertising | 24.96 | |

Schedule E-1b—Continued

CAPITAL FUNDS

DETAILS OF CASH DISBURSEMENTS FOR ACTIVE CAPITAL ACCOUNTS

Through September 30, 1969

| | | |
|---|--------------|------------|
| General Construction | 97,075.92 | |
| Plans, Specifications and Blueprints..... | 214.36 | |
| Professional Services | 716.73 | |
| Borings and Testings..... | 360.00 | |
| Pool Equipment | 604.47 | |
| Portable Resuscitators | 321.44 | 104,101.53 |
| Valley Street: | | |
| Playground Equipment | \$ 4,465.00 | |
| Installation of Basketball Backboard..... | 1,485.00 | |
| Installation of Chain Link Fence..... | 6,479.90 | |
| Repairs to Baseball Backstops | 698.00 | |
| Resurfacing | 3,821.73 | |
| Construction of Baseball Fields | 4,450.10 | 21,399.73 |
| Valley View Housing: | | |
| Playground Equipment | | 5,730.00 |
| Veazie Street Recreation Field: | | |
| Installation of Sidewalks..... | \$ 3,506.51 | |
| Installation of Chain Link Fence..... | 4,767.01 | |
| Installation of Guard Rail | 1,193.50 | |
| Playground Equipment | 6,132.00 | |
| Install Basketball Backboard..... | 990.00 | |
| Construction of Baseball Infields | 5,300.00 | 21,889.02 |
| Vest Pocket Parks: | | |
| Chaucer Street: | | |
| Appraisals | \$ 300.00 | |
| Vermont Avenue: | | |
| Appraisals | \$ 100.00 | |
| King Philip Street: | | |
| Appraisals | \$ 300.00 | |
| General Appraisals not classified | \$ 300.00 | |
| Total Vest Pocket Parks..... | | 1,000.00 |
| Viscolosi Tot Playground (Lower Chalkstone Avenue): | | |
| Recreational Equipment | \$ 9,663.00 | |
| General Site Preparation..... | 6,558.29 | |
| Installation of Chain Link Fence..... | 1,794.55 | |
| Install Basketball Backboards..... | 745.00 | 18,760.84 |
| Waldo Street Playground: | | |
| Playground Equipment | \$ 6,380.50 | |
| General Site Preparation..... | 5,011.46 | |
| Fencing | 1,005.00 | 12,396.96 |
| Wallace Street: | | |
| Playground Equipment & Supplies..... | \$ 5,351.00 | |
| Revitalize Playing Surface..... | 59,500.00 | |
| Site Preparation | 5,371.74 | |
| Install Basketball Court & Backstops..... | 6,252.53 | |
| Inspection | 767.05 | |
| Install Chain Link Fence..... | 6,307.30 | 83,549.62 |
| Warren Street: | | |
| Installation of Chain Link Fence..... | \$ 318.00 | |
| Playground Equipment | 7,627.50 | |
| General Site Preparation..... | 13,837.03 | 21,782.53 |
| Willard Center: | | |
| Site Improvements | \$ 36,782.76 | |
| Architectural and Engineering Services..... | 5,183.62 | |
| Plans, Specifications and Blueprints..... | 58.80 | |
| Automobile Allowance and Transportation..... | 80.00 | |
| Purchase of Water Meter..... | 154.60 | |
| Purchase of Lawn Sprinkler..... | 166.24 | |
| Professional Services | 902.50 | |
| Installation of Chain Link Fence..... | 920.84 | 44,249.36 |

CAPITAL FUNDS

DETAILS OF CASH DISBURSEMENTS FOR ACTIVE CAPITAL ACCOUNTS

Through September 30, 1969

| | | |
|--|---------------|---------------------|
| Joseph Williams Field (Elmwood Avenue): | | |
| Installation of Chain Link Fence..... | \$ 4,295.10 | |
| Playground Equipment | 6,663.00 | |
| Site Preparation and Improvements..... | 9,139.51 | |
| Install Basketball Backboard..... | 990.00 | 21,087.61 |
| <hr/> | | |
| Windmill Street: | | |
| Playground Equipment | \$ 2,551.00 | |
| Install Basketball Backboards | 990.00 | 3,541.00 |
| <hr/> | | |
| Total Recreation Expenditures..... | | 4,440,574.61 |
| <hr/> | | |
| Off Street Parking Facilities: | | |
| Interest on Floating Debt..... | | 64,816.34 |
| <hr/> | | |
| Broad, Chestnut and Claverick Streets: | | |
| Purchase of Land..... | \$ 400,000.00 | |
| Plans, Specifications and Blueprints..... | 4.20 | |
| Examination of Titles..... | 1,035.00 | |
| Refund of Rent—Metropolitan Garage for 7/1/61 to 7/31/61 paid to Providence Redevelopment Agency..... | 833.34 | |
| Payment of Water Charges..... | 887.30 | |
| Payment of City Taxes..... | 3,014.61 | |
| Building Materials | 60.21 | |
| Restoration of Lights—Broad Street..... | 176.00 | 406,010.66 |
| <hr/> | | |
| Worcester, Eddy and Fountain Streets (Bus Terminal): | | |
| Purchase of Land..... | \$ 420,000.00 | |
| Appraisals | 550.00 | |
| Examination of Titles..... | 1,215.00 | |
| Payment of City Taxes..... | 4,802.24 | |
| Payment of Water Charges..... | 685.88 | |
| Replacement of Burned Out Electrical Circuits..... | 467.23 | |
| Installation of Water Heater..... | 253.28 | |
| Fire Insurance | 1,584.00 | |
| Repairs to Buildings..... | 339.21 | |
| Demolition of Buildings (Bus Terminal)..... | 2,400.00 | |
| Pre-Cast Concrete Bumper Curbs..... | 162.92 | |
| Paving of old Bus Terminal Site..... | 1,890.00 | |
| Blueprints and Advertising..... | 89.88 | 434,439.64 |
| <hr/> | | |
| Washington, Aborn, Fountain and Beverly Streets (Majestic Theater): | | |
| Purchase of Land..... | \$ 715,887.92 | |
| Appraisals | 2,200.00 | |
| Advertising | 347.04 | |
| Blueprints | 220.40 | |
| Cleaning Sewer Lines..... | 79.25 | |
| Public Liability, Property Damage and Plate Glass Insurance..... | 2,049.28 | |
| Payment of Moving Expenses..... | 18,482.66 | |
| Fees to Management Agent..... | 2,520.96 | |
| Examination of Titles..... | 2,411.25 | |
| Fees Paid to Consultants..... | 29,200.00 | |
| Miscellaneous Services | 125.00 | |
| Postage | 20.68 | |
| Payment of Water Charges..... | 679.83 | |
| Repairs to Buildings..... | 824.71 | |
| Borings and Testings..... | 2,871.28 | |
| Fuel | 247.39 | |
| Automobile Allowance | 40.00 | |
| Transportation and Subsistence..... | 113.04 | |
| Demolition of Buildings..... | 12,750.00 | |
| Maps of Weybosset Hill Annex..... | 52.43 | 791,123.12 |
| <hr/> | | |
| Pine Street Area: | | |
| Court Costs | | 504.20 |
| <hr/> | | |
| Total Off-Street Parking Expenditures..... | | 1,696,893.96 |

Schedule E-1b—Continued

CAPITAL FUNDS

DETAILS OF CASH DISBURSEMENTS FOR ACTIVE CAPITAL ACCOUNTS

Through September 30, 1969

| | | |
|---|---------------|--------------|
| Public Welfare Administration Building: | | |
| Architectural and Engineering Services..... | \$ 102,401.02 | |
| Specifications of Welfare Building..... | 344.25 | |
| Blueprints..... | 627.56 | |
| Professional Services—Inspection..... | 51.97 | |
| Borings and Testings..... | 595.00 | |
| Interest on Floating Debt..... | 57,680.53 | |
| Purchase of Land..... | 168,491.78 | |
| General Construction..... | 1,350,584.23 | |
| Advertising..... | 53.72 | |
| Office Supplies..... | 6.00 | |
| Miscellaneous Supplies..... | 304.26 | |
| Miscellaneous Equipment..... | 143.40 | |
| Transfer balance to Trust and Special..... | 76,128.45 | |
| Automobile Allowances..... | 150.00 | |
| Total..... | | 1,757,562.17 |
| Redevelopment Agency Funds: | | |
| Slum Clearance and Redevelopment No. 2: | | |
| Agency—Local Grant-in-Aid: | | |
| Point Street Area—Project UR RI 1-1..... | \$ 75,000.00 | |
| Willard Avenue—Project UR RI 1-2..... | 60,437.59 | |
| West River Project UR RI 1-6..... | 12,951.50 | |
| Lippitt Hill Project UR RI R-3..... | 1,393,954.00 | 1,542,343.09 |
| *Non-Agency Local Grant-in-Aid: | | |
| Purchase of Erco Real Estate—West River..... | \$ 97,500.00 | |
| Installation of Lead Track and Appurtenances—West River..... | 90,000.00 | 187,500.00 |
| *Financed Entirely by City: | | |
| Mashapaug Pond Project..... | 689,340.00 | |
| Interest on Floating Debt..... | 125,846.78 | |
| Total..... | | 2,545,029.87 |
| Slum Clearance and Redevelopment III: | | |
| Agency—Local Grant-in-Aid: | | |
| *Central-Classical Project—Transfers as approved by City Council Resolution No. 428 approved August 11, 1961..... | | 400,000.00 |
| Financed Entirely by City: | | |
| *Mashapaug Pond Project—Transfer as approved by City Council Resolution No. 2 approved January 3, 1961..... | | 3,100,000.00 |
| Total..... | | 3,500,000.00 |
| Slum Clearance and Redevelopment IV: | | |
| Agency—Local Grant-in-Aid: | | |
| *East Side Renewal Project—Transfer as approved by City Council Resolution No. 143, approved February 16, 1961..... | \$ 560,839.48 | |
| *East Side Renewal Project—Transfer as approved by City Council Resolution No. 478 approved August 18, 1967..... | 4,342,600.00 | |
| *Central-Classical Project—Transfers as approved by City Council Resolution No. 428, approved August 11, 1961..... | 1,447,000.00 | |
| *Central-Classical Project—Transfers as approved by City Council Resolution No. 547, approved September 23, 1963..... | 134,844.00 | |
| *Weybosset Hill Renewal Project—Transfers as approved by City Council Resolution No. 315, approved May 19, 1961..... | 497,000.00 | |
| *Weybosset Hill Renewal Project—Transfers as approved by City Council Resolution No. 142, approved March 6, 1964..... | 1,977,700.00 | 8,959,983.48 |
| Financed Entirely by City: | | |
| *Mashapaug Pond Project—Transfers as approved by City Council Resolution No. 2 approved January 3, 1961..... | \$ 511,000.00 | |
| Huntington Expressway Industrial Park Project—Transfers as approved by City Council Resolution No. 2, approved January 3, 1961..... | 1,635,308.66 | 2,146,308.66 |

CAPITAL FUNDS

DETAILS OF CASH DISBURSEMENTS FOR ACTIVE CAPITAL ACCOUNTS

Through September 30, 1969

| | | | |
|--|--------------|-----------------|---------------|
| *Mt. Hope Project R.I. R-18 | | | |
| Transfer as approved by City Council Resolution No. 226 approved May 24, 1968 | | 103,000.00 | |
| West River Project UR RI-1-6—Transfer as approved by City Council Resolution | | | |
| No. 522 approved August 17, 1964 | | 40,000.00 | |
| Redevelopment Agency Funds: | | | |
| General Expenditures: | | | |
| Feasibility Study of Sports Arena | \$ 20,000.00 | | |
| Interest on Floating Debt..... | 81,866.25 | 101,866.25 | 11,351,158.39 |
| *Central-Classical Redevelopment Project: | | | |
| Payments to Providence Redevelopment Agency..... | | \$ 1,925,783.00 | |
| Interest on Floating Debt | | 55,332.85 | 1,981,115.85 |
| *East Side Renewal Project: | | | |
| Payments to Providence Redevelopment Agency..... | | \$ 4,788,555.00 | |
| Interest on Floating Debt..... | | 251,025.14 | 5,039,580.14 |
| *Mashapaug Pond Project: | | | |
| Payments to Providence Redevelopment Agency..... | | \$ 4,363,588.20 | |
| Interest on Floating Debt..... | | 37,478.16 | 4,401,066.36 |
| *Weybosset Hill Renewal Project: | | | |
| Payments to Providence Redevelopment Agency..... | | \$ 2,414,677.00 | |
| Interest on Floating Debt..... | | 76,350.67 | 2,491,027.67 |
| *West River Project U. R. R.I. 1-6: | | | |
| Payments to Providence Redevelopment Agency | | | 48,390.03 |
| *Mount Hope Project UR RI R-18: | | | |
| Payments to Providence Redevelopment Agency..... | | \$ 100,000.00 | |
| Interest on Floating Debt | | 6,225.00 | 106,225.00 |
| Slum Clearance and Redevelopment V: | | | |
| Agency—Local Grant-in-Aid: | | | |
| *East Side Renewal Project—Transfer as approved by City Council Resolution No. 478 | | | |
| approved August 18, 1967..... | | \$ 136,200.00 | |
| *Weybosset Hill Renewal Project—Transfer as approved by City Council Resolution | | | |
| No. 142 approved March 6, 1964..... | | 16,350.00 | |
| *Mt. Hope Project R. I. R-18—Transfer as approved by City Council Resolution No. | | | |
| 226 approved May 24, 1968 | | 4,000.00 | 156,550.00 |
| Schools: | | | |
| Classical-Central Education Center I: | | | |
| Professional Adviser for Architectural Competition..... | \$ 7,830.21 | | |
| Monetary Awards for Architectural Competition..... | 35,000.00 | | |
| Professional Services for Architectural Competition..... | 3,575.03 | | |
| Architectural and Engineering Services..... | 390,161.13 | | |
| Advertising | 798.58 | | |
| Automobile Allowances | 880.00 | | |
| Borings and Testings..... | 5,935.80 | | |
| Hardware | 5.88 | | |
| Interest on Floating Debt..... | 101,136.97 | | |
| Plans, Specifications and Blueprints..... | 10,720.79 | | |
| Postage | 27.50 | | |
| Professional Services—Inspection | 12,701.18 | | |
| Private Guard | 940.50 | | |
| Photographs | 22.50 | | |
| Rental of Equipment for Exhibit of Model | 98.00 | | |
| Spotlight for Exhibit of Model..... | 993.54 | | |
| Telephone | 27.53 | | |
| Display Material for Competition | 730.40 | | |
| Miscellaneous Material | 554.75 | | |
| Education Equipment | 5,566.23 | | |
| Office Supplies | 412.20 | | |
| Purchase of Land..... | 365,246.80 | | |
| General Construction | 5,398,006.34 | | |
| Certified Copy of Public Law..... | 3.50 | | |
| Office Equipment | 363.48 | | |
| Repairs to Office Machinery | 11.95 | | |
| Total | | 6,341,750.79 | |

Schedule E-1b—Continued

CAPITAL FUNDS

DETAILS OF CASH DISBURSEMENTS FOR ACTIVE CAPITAL ACCOUNTS

Through September 30, 1969

| | | |
|---|--------------|--------------|
| Classical-Central Education Center II: | | |
| Architectural and Engineering | \$ 55,443.11 | |
| Automobile Allowances | 1,500.00 | |
| Blueprints | 100.70 | |
| Professional Services—Inspection | 46,094.56 | |
| Installation of Curbing | 250.00 | |
| Interest on Floating Debt | 369,786.44 | |
| Furniture | 176,718.30 | |
| Plumbing Fixtures | 362.60 | |
| General Construction | 900,008.12 | |
| Arbitration Fee (City ½ Share) | 200.00 | |
| Arbitration Services | 400.00 | |
| Reporting Services | 17.50 | |
| Equipment | 193,309.67 | |
| Total | | 1,744,191.00 |
| Classical High School: | | |
| General Construction | | 1,000,000.00 |
| Classical High School Fire Damage III: | | |
| Replacing broken windows | \$ 525.00 | |
| Transfer of unused balance to Fire Insurance Fund | 475.00 | |
| Total | | 1,000.00 |
| Nathanael Greene Jr. High School Fire Damage: | | |
| Blueprints | \$ 8.40 | |
| Fire Damage Repairs | 1,635.00 | |
| Transfer balance to Fire Insurance Fund | 856.60 | |
| Total | | 2,500.00 |
| Lippitt Hill Elementary School: | | |
| Architectural and Engineering Services | \$ 92,913.33 | |
| Interest on Floating Debt | 67,780.62 | |
| Blueprints | 2,481.52 | |
| Postage | 103.03 | |
| Automobile Allowance | 1,710.00 | |
| Advertising | 90.31 | |
| Professional Services—Inspection | 42.60 | |
| Purchase of Land | 31,687.10 | |
| General Construction | 1,386,591.90 | |
| Furniture | 68,759.76 | |
| Equipment | 27,572.40 | |
| Miscellaneous | 337.00 | |
| Total | | 1,680,069.57 |
| Modernization and Construction I and II: | | |
| General Expenditures: | | |
| Automobile Allowances | \$ 2,600.00 | |
| Professional Services—Inspection | 69,077.59 | |
| Interest on Floating Debt | 83,725.23 | |
| Purchase of Land | 42,769.81 | |
| Office Supplies | 77.32 | |
| R. I. Laborers Pension Fund | 515.20 | |
| R. I. Laborers Welfare Fund | 515.20 | |
| Blueprints | 1.44 | |
| Miscellaneous | 104.80 | |
| Assorted T.V. Antennas | 22,235.00 | 221,621.59 |
| Academy Avenue School: | | |
| Blueprints | \$ 124.71 | |
| Furniture | 12,218.86 | |
| Modernization and Alterations | 200,184.00 | 212,527.57 |
| Beacon Avenue School: | | |
| Furniture | | 7,857.34 |

CAPITAL FUNDS

DETAILS OF CASH DISBURSEMENTS FOR ACTIVE CAPITAL ACCOUNTS

Through September 30, 1969

| | | |
|--|---------------|------------|
| Samuel Bridgham Jr. High School: | | |
| Installation of Fluorescent Lighting | \$ 37,820.00 | |
| Miscellaneous Alterations | 9,088.80 | |
| Gas Fired Boiler | 8,000.00 | 54,908.80 |
| Broad Street School: | | |
| Blueprints | | 4.20 |
| Camden Avenue School: | | |
| Glass Supplies | | 950.04 |
| Edmund W. Flynn School: | | |
| Glass Supplies | | 5,017.00 |
| Administration Office—Old Hope High School: | | |
| Blueprints | | 5.40 |
| Hope Street School: | | |
| Installation of Plumbing Fixtures | \$ 1,762.60 | |
| Installation of Fluorescent Lighting | 10,980.00 | |
| Steel Beams for Reinforcing Floors | 769.64 | 13,512.24 |
| Esek Hopkins Jr. High School: | | |
| Architectural | \$ 1,392.00 | |
| Blueprints | 161.70 | |
| Advertising | 34.65 | |
| Electrical Modernization | 12,528.00 | 14,116.35 |
| Jenkins Street School: | | |
| Glass Supplies | | 255.60 |
| Laurel Hill Avenue School: | | |
| Glass Supplies | | 460.25 |
| Lexington Avenue School: | | |
| Furniture | | 17,349.06 |
| Nelson Street School: | | |
| Architectural and Engineering Services | \$ 35,492.55 | |
| Borings and Testings | 348.50 | |
| Automobile Allowances | 120.00 | |
| Blueprints | 464.15 | |
| Furniture | 22,705.93 | |
| Addition to School | 468,923.40 | |
| Rock Excavation | 1,327.50 | |
| Emergency Electrical Work | 3,605.72 | 532,987.75 |
| Oliver H. Perry Jr. High School: | | |
| Glass Supplies | | 332.50 |
| Ralph Street School: | | |
| Furniture | | 9,309.37 |
| Regent Avenue School: | | |
| Miscellaneous Alterations | \$ 165,576.28 | |
| Plans, Specifications and Blueprints | 173.44 | |
| Professional Services—Inspection | 330.64 | |
| Oil Burner Installation | 23,566.00 | |
| Automobile Allowance | 290.00 | |
| Office Supplies | 4.87 | |
| Furniture | 12,778.54 | |
| Glass Supplies | 352.00 | 203,071.77 |
| Smith Street School: | | |
| Furniture | | 7,805.78 |
| Gilbert Stuart Jr. High School: | | |
| Glass Supplies | \$ 750.00 | |
| Installation of Drinking Fountain | 58.84 | 808.84 |
| Temple Street School: | | |
| Plans, Specifications and Blueprints | \$ 98.64 | |
| Office Supplies | 30.72 | |
| Boys and Girls Toilets | 21,982.00 | |

Schedule E-1b—Continued

CAPITAL FUNDS

DETAILS OF CASH DISBURSEMENTS FOR ACTIVE CAPITAL ACCOUNTS

Through September 30, 1969

| | | | |
|---|---------------|------------|--------------|
| Miscellaneous Alterations | 53,700.00 | | |
| Furniture | 17,814.86 | | |
| Electrical Modernization | 33,900.00 | | |
| Addition to Sound System..... | 374.00 | 127,900.22 | |
| <hr/> | | | |
| Veazie Street School: | | | |
| Blueprints | | 12.60 | |
| Vineyard Street School: | | | |
| Blueprints | \$ 82.05 | | |
| Furniture | 16,616.09 | | |
| Miscellaneous Alterations | 224,245.00 | 240,943.14 | |
| <hr/> | | | |
| Webster Avenue School: | | | |
| Oil Burner Installation and Miscellaneous Re- | | | |
| pairs | \$ 36,746.00 | | |
| Blueprints | 152.91 | | |
| Furniture | 17,800.63 | | |
| Electrical Modernization | 32,825.00 | | |
| Miscellaneous Alterations | 138,360.00 | 225,884.54 | |
| <hr/> | | | |
| George J. West Jr. High School: | | | |
| Architectural and Engineering | \$ 874.00 | | |
| Blueprints | 144.90 | | |
| Advertising | 34.65 | 1,053.55 | |
| <hr/> | | | |
| Roger Williams Jr. High School: | | | |
| Glass Supplies | | 749.01 | |
| Windmill Street School: | | | |
| Furniture | \$ 25,826.83 | | |
| Blueprints | 4.32 | 25,831.15 | |
| <hr/> | | | |
| Total Modernization | | | 1,925,275.66 |
| <hr/> | | | |
| School Athletic Fields: | | | |
| Hope Field: | | | |
| General Construction | \$ 283,799.10 | | |
| Architectural and Engineering Services..... | 24,875.96 | | |
| Stands | 4,656.00 | 313,331.06 | |
| <hr/> | | | |
| Mt. Pleasant Field: | | | |
| General Construction | \$ 712,856.62 | | |
| Architectural and Engineering Services..... | 46,569.72 | | |
| Examination of Titles | 150.00 | | |
| Purchase of Land | 9,475.00 | | |
| Road Repairs | 745.50 | | |
| Sidewalks | 2,753.85 | 772,550.69 | |
| <hr/> | | | |
| Classical High School Field: | | | |
| Automobile Allowance | \$ 180.00 | | |
| Plans and Blueprints..... | 3.00 | | |
| Professional Services—Inspection | 3,483.75 | | |
| Water Meter for Sprinkler System..... | 61.42 | | |
| Landscaping Supplies | 25.00 | | |
| Steel Wire Fencing and Fixtures..... | 498.00 | | |
| Site Improvements | 8,395.00 | 12,646.17 | |
| <hr/> | | | |
| Central High School Field: | | | |
| Blueprints | \$ 3.00 | | |
| Professional Services—Inspection | 254.67 | | |
| Site Improvements | 4,465.00 | 4,722.67 | |
| <hr/> | | | |
| Combined Athletic Fields (Classical and Central): | | | |
| General Construction | | 350,000.00 | |
| General Expenditures: | | | |
| Interest on Floating Debt..... | \$ 45,226.24 | | |
| Plans, Specifications and Blueprints..... | 939.28 | 46,165.52 | 1,499,416.11 |
| <hr/> | | | |

CAPITAL FUNDS

DETAILS OF CASH DISBURSEMENTS FOR ACTIVE CAPITAL ACCOUNTS

Through September 30, 1969

| | | | |
|--|----------------|------------|----------------------|
| School for Handicapped Children: | | | |
| Architectural and Engineering Services..... | \$ | 37,036.84 | |
| Interest on Floating Debt..... | | 1,006.67 | |
| Total | | | 38,043.51 |
| Total Schools | | | 14,232,246.64 |
| Sanitary Sewers Account: | | | |
| Construction of Sewers | | | 30,000.00 |
| 1964 Sewer Loan: | | | |
| Interest on Floating Debt..... | \$ | 13,888.91 | |
| Construction of Sewers in Sundry Streets..... | | 271,893.08 | 285,781.99 |
| 1969 Sewer Construction: | | | |
| Construction of Sewers | | | 17,417.57 |
| Sewage Treatment Plant: | | | |
| Loan I: | | | |
| General Construction | \$3,142,002.32 | | |
| Advertising | 62.59 | | |
| Step Aeration Method of Activated Sludge Treatment..... | 8,333.32 | | |
| Architectural and Engineering Services..... | 196,597.56 | | |
| Borings and Testings..... | 1,084.96 | | |
| Air Supply Equipment..... | 740.00 | | |
| Chlorination Equipment | 3,814.00 | | |
| Electrical Power used for Testing Purposes..... | 59,398.69 | | |
| Interest on Floating Debt..... | 29,648.88 | | |
| Maintenance and Servicing..... | 133.08 | | |
| Plans, Specifications and Blueprints..... | 1,912.41 | | |
| Postage | 66.78 | | |
| Repairs to Plant Equipment..... | 5,929.11 | | |
| Rental of Construction Equipment..... | 2,100.00 | | |
| Fire Brick for Rebuilding No. 4 Hearth..... | 2,219.00 | | |
| Special Castings | 109.23 | | 3,454,151.93 |
| Loan II: | | | |
| General Construction | \$524,917.95 | | |
| Advertising | 28.96 | | |
| Architectural and Engineering Services..... | 210,229.01 | | |
| Interior and Exterior Painting..... | 1,720.00 | | |
| Maintenance and Servicing..... | 2,594.15 | | |
| Postage | 18.56 | | |
| Repair Parts | 1,248.92 | | |
| Step Aeration Method of Activated Sludge Treatment..... | 4,166.66 | | |
| Interest on Floating Debt..... | 78,614.57 | | 823,538.78 |
| Sewage Treatment Plant III: | | | |
| Installation of New and Reconditioned Vacuum Filters..... | \$ 146,480.58 | | |
| Improvements to Main Sewage Pumping Station..... | 150,330.47 | | |
| Furnish and Install Switchboard including wiring, conduits and appurtenances | 95,148.90 | | |
| Architectural and Engineering Services..... | 64,741.85 | | |
| Testing Concrete | 229.90 | | |
| Refund of Deposit on Plans..... | 25.00 | | |
| Tests on synchronous motor and generator..... | 175.70 | | |
| Investigation of treatment processes at Sewage Treatment Plant..... | 14,859.63 | | |
| Replacement of Cracked Pipe | 435.54 | | |
| Repair De-watering lines | 1,895.00 | | |
| Recondition Aeration Tanks | 2,800.00 | | |
| Repair Parts | 3,773.00 | | 480,895.57 |
| Additions and Alterations to Sewage Treatment Plant: | | | |
| Architectural and Engineering Services..... | \$ 49,560.69 | | |
| Advertising | 27.20 | | |
| Installation of 4-inch Water Service to New York Avenue for Sewage Disposal Works..... | 266.00 | | |
| Postage and Freight..... | 30.90 | | |

CAPITAL FUNDS

DETAILS OF CASH DISBURSEMENTS FOR ACTIVE CAPITAL ACCOUNTS

Through September 30, 1969

| | | |
|---|--------------|--------------|
| Telephone and Telegraph | 17.40 | |
| General Construction | 400,860.05 | |
| Repairs to Plant Equipment | 888.95 | |
| Borings and Testings | 38.50 | |
| Repair Parts | 20,858.60 | 472,548.29 |
| Sludge Incinerator Loan: | | |
| Advertising | \$ 47.98 | |
| Architectural and Engineering Services | 98,548.35 | |
| General Construction | 974,353.98 | |
| Interest on Floating Debt | 67,804.12 | |
| Postage and Freight | 157.18 | |
| Telephone and Telegraph | 170.56 | |
| Borings and Testings | 422.90 | |
| Rental of Equipment | 495.00 | |
| Sewage Pumps | 5,155.50 | |
| Installation of Electric Motors | 2,835.68 | |
| Repairs to Sludge Incinerator | 45,804.00 | 1,195,795.25 |
| Total Sewers | | 6,760,129.38 |
| Traffic Department Repairs and Moving Expenses: | | |
| Repairs to Buildings | \$13,022.00 | |
| Installation of Water Cooler | 129.19 | |
| Transfer of balance to Trust and Special | 67.78 | |
| Exterminating Services | 65.00 | |
| Electrical Supplies | 1,716.03 | |
| Total | | 15,000.00 |
| Water Department: | | |
| Additional Rapid Sand Filters: | | |
| Engineering Services | \$ 35,500.00 | |
| Transfer to Federal Programs—Additional Rapid Sand Filters | 1,075,883.81 | 1,111,383.81 |
| Aqueduct Land Condemnation and Easement: | | |
| Serving of Legal Notices | \$ 179.56 | |
| Purchase of Land | 61,389.38 | |
| Transfer to Federal Water Account: | | |
| Supplemental Tunnel and Aqueduct | 109,881.06 | 171,450.00 |
| Construction of Major Improvements to the Water Supply System: | | |
| Salaries | \$ 28,838.99 | |
| Examination of Titles | 20,150.00 | |
| Appraisal Fees | 400.00 | |
| Documentary Stamps | 3.30 | |
| Recording of Deeds and Discharge of Mortgages | 29.00 | |
| Recording of Easements and Quitclaims | 2,386.00 | |
| Legal Services | 1,500.00 | |
| Transportation and Subsistence | 60.50 | |
| Reproduction of contract specifications | 398.00 | |
| Printing covers for specifications | 130.00 | |
| Photos of Area Route of Tunnel Aqueduct | 190.00 | |
| Xerox Copies of Deeds | 2.00 | |
| Black and White Photos | 168.00 | |
| Motion Picture Footage of Installation at Gainer Dam | 479.00 | |
| Legal Advertisements | 350.35 | |
| Publication of Condemnation Description and Statement | 522.00 | |
| Advertising for Sealed Proposals | 3,557.39 | |
| Advertising for Land Condemnation | 450.84 | |
| Office Supplies | 227.32 | |
| Interest on Floating Debt | 61,833.57 | |
| Engineering and Other Miscellaneous Services | 299,089.95 | |
| General Construction | 1,094,302.12 | |
| Transfer of cash to Federal Programs—Supplemental Tunnel and Aqueduct | 6,065,883.82 | |
| Field Surveys | 8,200.00 | |
| Surveyor's Supplies | 273.18 | |
| Reproducing supplies for copy machine | 291.09 | |
| Printing and Developing Film | 101.22 | |

CAPITAL FUNDS

DETAILS OF CASH DISBURSEMENTS FOR ACTIVE CAPITAL ACCOUNTS

Through September 30, 1969

| | | |
|--|--------------|-----------------|
| Printing and Binding, stencils for reproduction of contracts, etc..... | 2,706.15 | |
| Automobile Registration | 2.00 | |
| Miscellaneous printed forms..... | 90.40 | 7,592,616.19 |
| Inserting New Valves: | | |
| Installation of New Valves..... | \$133,721.93 | |
| Rental of Construction Equipment..... | 2,787.48 | |
| Steel Reinforcing Products..... | 593.16 | |
| Gate Valves | 4,224.60 | |
| Hydrants | 13,161.60 | |
| Transfer to Water Depreciation and Extension Fund..... | 10,511.23 | 165,000.00 |
| Installation of Raw Water Booster Pumping Station: | | |
| Architectural and Engineering Services..... | \$ 28,404.40 | |
| Office Supplies | 418.00 | |
| Motion Picture Footage of Installation at Gainer Dam..... | 150.00 | |
| Advertising | 69.36 | |
| Installation of Well Points at Ground Water Observation Stations... | 315.00 | |
| Expenses for Installation Ceremony at Raw Water Booster Pumping Station | 39.00 | |
| Printing Covers | 281.50 | |
| Salaries | 2,756.90 | |
| Transfer Automobile Registration..... | 2.00 | |
| Inspection Services | 863.80 | |
| Compression Tests | 262.60 | |
| Building and Site Improvements at the Raw Water Booster Pumping Station | 139,131.90 | |
| Miscellaneous Installation at Raw Water Booster Pumping Station | 173,583.00 | |
| Transfer to Federal Programs—Installation of Raw Water Booster Pumping Station | 1,153,722.54 | 1,500,000.00 |
| Miscellaneous Water Extension: | | |
| Additional Work on Contracts—Water Mains and Appurtenances: | | |
| Group 29 | \$ 7,794.56 | |
| Group 33 | 38,500.18 | |
| Group 36 | 7,366.66 | |
| Group 37 | 6,387.46 | |
| Group 41 | 18,219.65 | |
| Group 42 | 18,601.88 | |
| Group 43 | 9,416.84 | |
| Group 44 | 53,372.13 | |
| Group 46 | 21,464.25 | |
| Installation of Water Main in Exchange Terrace..... | 2,964.62 | |
| Installation of 42-inch Valve in Sterling Avenue..... | 8,432.14 | |
| Installation of Low Service Reinforcement Main in Broad Street, Cranston | 30,449.79 | |
| Rental of Construction Equipment..... | 469.78 | |
| Replacement of Wooden Enclosure over 12-inch Main—Cranston Street Railroad Bridge..... | 593.10 | |
| Replacement of Frozen Pipes..... | 6,589.78 | |
| Replacement of Unlined Cast Iron Pipes..... | 3,601.04 | |
| Replacement of Water Mains—Park Avenue Bridge..... | 523.64 | |
| Repairs to 24-Inch Water Main in Memorial Square..... | 36,469.31 | |
| Repairs to Break in 12-Inch Water Main near Rhode Island Hospital | 18,398.08 | |
| Repair Surface in Smith Street at site of Water Main Break..... | 6,107.13 | |
| Repairs to Highways in Sundry Streets..... | 6,433.66 | |
| Repairs at Westconnaug Reservoir Dam..... | 3,966.14 | |
| Cast Iron Floor Stands for Sluice Gates..... | 384.00 | |
| Repair Washout in New York Avenue..... | 586.35 | |
| Small Tools and Shop Supplies | 16.66 | |
| Transfer balance to Water Depreciation and Extension Fund..... | 1,876.60 | 308,985.43 |
| Total | | 10,849,435.43 |
| Total Cash Disbursements | | \$81,437,555.75 |

Schedule E-1b—Continued

CAPITAL FUNDS

DETAILS OF CASH DISBURSEMENTS FOR ACTIVE CAPITAL ACCOUNTS

Through September 30, 1969

| Reconciliation | | |
|---|------------------------|------------------------|
| Schedule E-1: | | |
| Disbursements up to September 30, 1968 | \$69,770,281.41 | |
| Less: Completed Capital Projects Written Off in the Fiscal Year Ended September 30, 1969 | 618,021.11 | \$69,152,260.30 |
| Add: | | |
| Disbursements during 1968-1969 | | 12,285,295.45 |
| Total Cash Disbursements | | \$81,437,555.75 |
| *Upon proper authorization the following accounts were established or supplemented by transferring the necessary money for their creation from the appropriation as stated below: | | |
| | Amount of Transfer | Amount of Expenditures |
| Redevelopment II: | | |
| Erco Real Estate Purchase—West River | \$ 97,500.00 | \$ 97,500.00 |
| Installation of Lead Track and Appurtenances—West River | 90,000.00 | 90,000.00 |
| Mashapaug Pond | 689,340.00 | 689,340.00 |
| West River Project UR RI 1-6 | 8,390.03 | 8,390.03 |
| Total | \$ 885,230.03 | \$ 885,230.03 |
| Redevelopment III: | | |
| Central-Classical Project | \$ 400,000.00 | \$ 400,000.00 |
| Mashapaug Pond | 3,100,000.00 | 3,100,000.00 |
| Total | \$ 3,500,000.00 | \$ 3,500,000.00 |
| Redevelopment IV: | | |
| East Side Renewal Project | \$ 4,903,439.48 | \$ 4,903,439.48 |
| Central-Classical Project | 1,581,844.00 | 1,581,115.85 |
| Weybosset Hill Renewal Project | 2,474,700.00 | 2,474,700.00 |
| Mashapaug Pond Project | 511,000.00 | 261,726.36 |
| Huntington Expressway Industrial Park | 1,635,308.66 | 40,000.00 |
| West River Project UR RI 1-6 | 40,000.00 | 40,000.00 |
| Mount Hope Project RI R-18 | 103,000.00 | 102,314.53 |
| Total | \$11,249,292.14 | \$ 9,713,296.22 |
| Redevelopment V: | | |
| East Side Renewal Project | \$ 136,200.00 | \$ 136,140.66 |
| Weybosset Hill Renewal Project | 16,350.00 | 16,327.67 |
| Mt. Hope Project Area | 4,000.00 | 3,225.00 |
| Total | \$ 156,550.00 | \$ 155,693.33 |
| School Building Account: | | |
| South Providence School—Lower | \$ 70,550.00 | \$ 70,550.00 |
| Camden Avenue School Loan | 135,158.11 | 135,158.11 |
| Total | \$ 205,708.11 | \$ 205,708.11 |
| Hurricane Barrier Revolving Fund: | | |
| Hurricane Barrier | \$ 198,922.09 | \$ 198,922.09 |
| Grand Total | \$16,195,702.37 | \$14,658,849.78 |

For proper classification of these accounts, our total expenditures include the above amounts:

1. Account closed out 4/23/62
2. See Schedule E—1a 1961-1962 Annual Report for receipts to this Account
3. Transferred to special account in Trust and Special
4. Account closed out 1/31/64

SECTION IV

Sinking Fund

Exhibit F

SINKING FUND**BALANCE SHEET****September 30, 1969**

| Assets | |
|------------------------------|----------------------|
| Cash | \$ 54,534.25 |
| Investments (See Note) | 180,000.00 |
| Total Assets | <u>\$ 234,534.25</u> |
| Liabilities | |
| Sinking Fund Balance | \$ 234,534.25 |
| Total Liabilities | <u>\$ 234,534.25</u> |

Note: For a complete description of "Investments" please refer to the Annual Report of the Commissioners of Sinking Funds.

Exhibit F-1

SINKING FUND

SUMMARY OF CASH RECEIPTS AND DISBURSEMENTS

For the Fiscal Year Ended September 30, 1969

| | | |
|---------------------------------------|---------------|------------------|
| Cash Balance, October 1, 1968 | | \$ 175,621.40 |
| Receipts: | | |
| Sale of Investments and Maturities: | | |
| Bank Certificates of Deposit | \$ 175,000.00 | |
| Income on Investments: | | |
| Interest: | | |
| Bank Certificates of Deposit | 5,499.13 | |
| Real Estate Sales Proceeds: | | |
| General | 53,413.72 | |
| Total Receipts | | 233,912.85 |
| Total Cash Available | | \$ 409,534.25 |
| Disbursements: | | |
| Purchase of Securities: | | |
| Bank Certificates of Deposit | \$ 175,000.00 | |
| Repurchase Agreements | 180,000.00 | |
| Total Disbursements | | 355,000.00 |
| Cash Balance, September 30, 1969..... | | \$ 54,534.25 |
| | | Exhibit F |

SECTION V

Trust and Special Funds

TRUST AND SPECIAL FUNDS

Exhibit G

80

BALANCE SHEET

At September 30, 1969

| Fund | Cash | Accounts Receivable | Investments | Real Estate | Total Assets | Accounts Payable | Revenue Available When Collected | Fund Balances | Total Liabilities and Balances |
|--|-------------|------------------------|---------------|----------------|-----------------|---------------------|---|------------------|---|
| Air Pollution Control Program Project No. 65A-4310-M.I. | \$ 3,400.13 | | | | \$ 3,400.13 | | | \$ 3,400.13 | \$ 3,400.13 |
| Anonymous Donation for Sup- port of the Poor | 2,540.89 | | | | 2,540.89 | | | 2,540.89 | 2,540.89 |
| Henry B. Anthony Public Foun- tain Fund | 2,550.47 | | | | 2,550.47 | | | 2,550.47 | 2,550.47 |
| Senator Henry B. Anthony Prize Fund | 3.00 | | 3,000.00 | | 3,003.00 | | | 3,003.00 | 3,003.00 |
| Senator H. B. Anthony Prize Fund Income | 90.00 | | | | 90.00 | | | 90.00 | 90.00 |
| Automobile Accident Insurance Fund | 22,633.26 | | | | 22,633.26 | | | 22,633.26 | 22,633.26 |
| Ellen R. Barnes Trust Fund | 167.47 | | | | 167.47 | | | 167.47 | 167.47 |
| City of Providence Trustee Bet- ter Providence Trust | 8,395.49 | | | | 8,395.49 | | | 8,395.49 | 8,395.49 |
| Mary Swift Bragunn Fund | 1,773.32 | | 3,000.00 | | 4,773.32 | | | 4,773.32 | 4,773.32 |
| City Licenses Due State of Rhode Island | 25.00 | | | | 25.00 | \$ 25.00 | | | 25.00 |
| Classical Central Education Cen- ter Plans and Postage Deposit Account | 31.75 | | | | 31.75 | | | 31.75 | 31.75 |
| Credit Union of American Fed- eration of State, County and Municipal Employees | 505.03 | | | | 505.03 | 505.03 | | | 505.03 |
| Demolition in Federal Hill, Prov- idence R.I. (M-2) | 13,154.00 | | | | 13,154.00 | | | 13,154.00 | 13,154.00 |
| Deposit and Refund Account | 43,581.83 | | | | 43,581.83 | 43,581.83 | | | 43,581.83 |
| Dexter Donation Trust Fund | 7,117.07 | | 399,000.00 | \$ 151,470.00 | 557,587.07 | | | 557,587.07 | 557,587.07 |
| Dexter Donation Trust Fund In- come | 80,283.06 | \$ 2,890.43 | 150,000.00 | | 233,173.49 | | \$ 2,890.43 | 230,283.06 | 233,173.49 |
| Ebenezer Knight Dexter Trust Fund | 1,996.62 | 38.32 | 982,660.78 | | 984,695.72 | | | 984,695.72 | 984,695.72 |
| Ebenezer Knight Dexter Trust Fund Income | 165,638.79 | | | | 165,638.79 | 38.32 | | 165,600.47 | 165,638.79 |
| Emergency Public Improvement Fund | 82,149.27 | | 739,180.00 | | 821,329.27 | | | 821,329.27 | 821,329.27 |
| Employees' Retirement System | 821,822.24 | 1,118.72 | 42,715,279.16 | | 43,538,220.12 | | 1,118.72 | 43,537,101.40 | 45,538,220.12 |
| Employees' Retirement System State of R. I. | 1,471.35 | | | | 1,471.35 | 1,471.35 | | | 1,471.35 |
| Employees' Withholding Tax De- duction | 797.91 | | | | 797.91 | 797.91 | | | 797.91 |
| Employees' Defense Savings Ac- count | 11,678.32 | | | | 11,678.32 | 11,678.32 | | | 11,678.32 |
| Fire Insurance Fund | 70,554.21 | | | | 70,554.21 | | | 70,554.21 | 70,554.21 |
| Food Stamp Cash and Stamp Shortage | 51.50 | | | | 51.50 | 51.50 | | | 51.50 |
| Elizabeth Angell Gould Fund | 383.20 | | 100,000.00 | | 100,383.20 | | | 100,383.20 | 100,383.20 |
| Elizabeth Angell Gould Fund In- come | 37,916.61 | | | | 37,916.61 | | | 37,916.61 | 37,916.61 |
| Marshall H. Gould Fund | 105.00 | | 5,000.00 | | 5,105.00 | | | 5,105.00 | 5,105.00 |

CITY OF PROVIDENCE

| | | | | | | | | |
|--|------------|--------------|------------|----------|--------------|--------------|------------|--------------|
| Marshall H. Gould Fund Income Available for Highway Purposes..... | 3,831.59 | | | | 3,831.59 | | 3,831.59 | 3,831.59 |
| Hospital Service Corporation of R. I. | 120,031.61 | 12,564.46 | | | 132,596.07 | 12,564.46 | 120,031.61 | 132,596.07 |
| Hurricane Barrier Assessments..... | 27,639.44 | | | | 27,639.44 | 27,639.44 | | 27,639.44 |
| Hurricane Barrier Assessments—Interest on Investments..... | 346,267.29 | 1,427,556.99 | | | 1,773,824.28 | 1,427,556.99 | 346,267.29 | 1,773,824.28 |
| Abby A. King Trust Fund..... | 11,152.78 | | | | 11,152.78 | | 11,152.78 | 11,152.78 |
| Abby A. King Trust Fund Income..... | 6,313.23 | | 11,951.26 | | 18,264.49 | | 18,264.49 | 18,264.49 |
| Local No. 278 American Federation of State, County and Municipal Employees, A.F.L. | 20,148.53 | | | | 20,148.53 | | 20,148.53 | 20,148.53 |
| Local No. 799 International Association Firefighters | 30.00 | | | | 30.00 | 30.00 | | 30.00 |
| Local No. 958 American Federation of Teachers..... | 2.00 | | | | 2.00 | 2.00 | | 2.00 |
| Local No. 1033 Public Employees' Union | 205.70 | | | | 205.70 | 205.70 | | 205.70 |
| Local No. 1339 School Clerks Union | 59.00 | | | | 59.00 | 59.00 | | 59.00 |
| Anna H. Man Trust Fund..... | 13.30 | | | | 13.30 | 13.30 | | 13.30 |
| North Burial Ground Perpetual Care Fund | 9,099.97 | | 356,000.00 | | 365,099.97 | | 365,099.97 | 365,099.97 |
| North Burial Ground Perpetual Care Fund Income..... | 17,049.99 | | 650,843.07 | | 667,893.06 | | 667,893.06 | 667,893.06 |
| North Burial Ground Reserve Account | 23,519.26 | | | | 23,519.26 | | 23,519.26 | 23,519.26 |
| Omnibus Crime Control and Safe Streets Act of 1968..... | 82,000.00 | | | | 82,000.00 | | 82,000.00 | 82,000.00 |
| Payroll Refund Escrow Account | 2.00 | | | | 2.00 | | 2.00 | 2.00 |
| Pedestrian Shopping Mall Extensions and Additions..... | 3,983.72 | | | | 3,983.72 | | 3,983.72 | 3,983.72 |
| Pedestrian Shopping Mall Project APW R. I. 27 G..... | 4,608.64 | | | | 4,608.64 | | 4,608.64 | 4,608.64 |
| Gladys Potter Trust Fund..... | 8,627.47 | | | | 8,627.47 | | 8,627.47 | 8,627.47 |
| Premium on Bonds Sold..... | 11.00 | | 11,000.00 | | 11,011.00 | | 11,011.00 | 11,011.00 |
| Providence Beautification Plan..... | 708.68 | | | | 708.68 | | 708.68 | 708.68 |
| Providence Lodge No. 3, Fraternal Order of Police..... | 14,845.30 | | | | 14,845.30 | | 14,845.30 | 14,845.30 |
| Providence Teachers' Credit Union | 1.00 | | | | 1.00 | 1.00 | | 1.00 |
| Real Estate Sales Proceeds—North Burial Ground..... | 145.67 | 145.67 | | | | | | |
| Real Estate Sales Proceeds—Roger Williams Park Land Condemnation—State of Rhode Island | 6,850.00 | | | | 6,850.00 | | 6,850.00 | 6,850.00 |
| Real Estate Sales Proceeds—Roger Williams Park Land Disposition | 8,100.59 | | | | 8,100.59 | | 8,100.59 | 8,100.59 |
| Real Estate Sales Proceeds—Roger Williams Park Land Easement | | 6,570.00 | | | 6,570.00 | 6,570.00 | | 6,570.00 |
| Reserve for Social Security Taxes | 2,300.00 | | | | 2,300.00 | | 2,300.00 | 2,300.00 |
| R. I. M-1 Demolition Program in Upper South Providence..... | 245,071.65 | | | | 245,071.65 | 245,071.65 | | 245,071.65 |
| Rhode Island Medical Care Fund | 5,344.34 | 31,316.66 | | | 36,661.00 | | 36,661.00 | 36,661.00 |
| Roberts Expressway — Owners' Escrow Funds | 66.06 | | | | 66.06 | 66.06 | | 66.06 |
| Sewer Assessments — Lubec Street | 170.91 | | | | 170.91 | 170.91 | | 170.91 |
| Charles H. Smith Trust Fund..... | 913.16 | | | | 913.16 | 913.16 | | 913.16 |
| Charles H. Smith Trust Fund Income..... | 1.00 | | 1,000.00 | | 1,001.00 | | 1,001.00 | 1,001.00 |
| City of Providence Trustee u/w of Charles H. Smith..... | 422.70 | | | | 422.70 | | 422.70 | 422.70 |
| | 69,892.14 | 664.75 | | 8,784.00 | 79,340.89 | 664.75 | 78,676.14 | 79,340.89 |

TRUST AND SPECIAL FUNDS

Exhibit C

BALANCE SHEET

At September 30, 1969

| Fund | Cash | Accounts Receivable | Investments | Real Estate | Total Assets | Accounts Payable | Revenue Available When Collected | Fund Balances | Total Liabilities and Balances |
|---|------------------------|------------------------|------------------------|------------------------|------------------------|----------------------|---|------------------------|---|
| City of Providence Trustee u/w of Charles H. Smith, Real Es- tate Sales Proceeds—Condem- nation | | | 54,600.00 | | 54,600.00 | | | 54,600.00 | 54,600.00 |
| City of Providence Trustee u/w of Charles H. Smith, Real Es- tate Sales Proceeds—Condem- nation Income | 3,762.85 | | | | 3,762.85 | | | 3,762.85 | 3,762.85 |
| City of Providence Trustee u/w of Charles H. Smith, Real Es- tate Sales Proceeds—Superior Court | 2,390.89 | | 804,848.39 | | 807,239.28 | | | 807,239.28 | 807,239.28 |
| City of Providence Trustee u/w of Charles H. Smith, Real Es- tate Sales Proceeds—Superior Court Income | 37,841.33 | | | | 37,841.33 | | | 37,841.33 | 37,841.33 |
| City of Providence School Com- mittee—Special Award | 10,698.29 | | | | 10,698.29 | | | 10,698.29 | 10,698.29 |
| Summertime Program Payroll Transfer Fund | 864.63 | | | | 864.63 | | | 864.63 | 864.63 |
| State of Rhode Island Real Estate Conveyance Tax | 12,723.25 | | | | 12,723.25 | 12,723.25 | | | 12,723.25 |
| State Sales Tax—Water | 25,464.32 | | | | 25,464.32 | 25,464.32 | | | 25,464.32 |
| Suggestion Awards Account | 866.00 | | | | 866.00 | | | 866.00 | 866.00 |
| Tax Sheltered Annuities—Lin- coln National Life Insurance Co. | 1.00 | | | | 1.00 | | | 1.00 | 1.00 |
| Tax Sheltered Annuities—North- western Mutual Life Insurance Co. | 200.00 | | | | 200.00 | | | 200.00 | 200.00 |
| Tillinghast Donation | 200.00 | | | | 200.00 | | | 200.00 | 200.00 |
| Samuel H. Tingley Trust Fund | 15.00 | | 100,000.00 | | 100,015.00 | | | 100,015.00 | 100,015.00 |
| United Fund, Inc. | 473.14 | | | | 473.14 | 473.14 | | | 473.14 |
| Unclaimed Estates | 6,783.84 | | | | 6,783.84 | | | 6,783.84 | 6,783.84 |
| Valley View Housing Fund | 61,539.03 | 10,179.90 | | 2,821,415.95 | 2,823,154.88 | 13,087.66 | | 2,880,047.22 | 2,893,134.88 |
| Valley View Housing Reserve Fund | 34,168.45 | | 368,000.00 | | 402,168.45 | | | 402,168.45 | 402,168.45 |
| Emmeline Owen Vinton Fund | 520.80 | | | | 520.80 | | | 520.80 | 520.80 |
| Emmeline Owen Vinton Fund Income | 68.48 | | | | 68.48 | | | 68.48 | 68.48 |
| Frederick Arnold Vinton, M.D. Fund | 520.80 | | | | 520.80 | | | 520.80 | 520.80 |
| Frederick Arnold Vinton, M.D. Fund Income | 161.96 | | | | 161.96 | | | 161.96 | 161.96 |
| Weybosset Hill Land Rental | 15,916.78 | | | | 15,916.78 | | | 15,916.78 | 15,916.78 |
| City of Providence Zoning Study UP Project No. R. I. P17-G | | 10,111.00 | | | 10,111.00 | | | 10,111.00 | 10,111.00 |
| New Water Main Account | 71.31 | | | | 71.31 | | | 71.31 | 71.31 |
| Water Depreciation and Exten- sion Fund | 36,399.53 | | 1,749,660.00 | | 1,786,059.53 | | | 1,786,059.53 | 1,786,059.53 |
| Water Improvements Plans and Specifications Deposit Account | 3,261.18 | | | | 3,261.18 | | | 3,261.18 | 3,261.18 |
| Totals | \$ 2,674,868.03 | \$ 1,503,156.90 | \$49,205,022.66 | \$ 2,981,669.95 | \$56,364,717.54 | \$ 384,069.85 | \$ 1,451,365.35 | \$54,529,282.34 | \$56,364,717.54 |

(1)

(2)

(1) This total includes the following savings accounts:

| | |
|---|---------------------|
| Anonymous Donation for the Support of the Poor..... | \$ 2,540.89 |
| Henry B. Anthony Public Fountain Fund..... | 2,007.47 |
| Ellen R. Barnes Trust Fund..... | 167.47 |
| Better Providence Trust..... | 8,395.49 |
| Mary Swift Bragunn Fund..... | 1,773.32 |
| Dexter Donation Trust Fund..... | 5,617.07 |
| Dexter Donation Trust Fund Income..... | 73,787.01 |
| Ebenezer Knight Dexter Trust Fund Income..... | 120,960.86 |
| Elizabeth Angell Gould Fund Income..... | 38,372.52 |
| Marshall H. Gould Fund Income..... | 3,906.59 |
| Abby A. King Trust Fund..... | 6,313.23 |
| Abby A. King Trust Fund Income..... | 19,603.24 |
| Anna H. Man Trust Fund..... | 9,081.92 |
| City of Providence trustee u/w of Charles H. Smith..... | 65,457.83 |
| City of Providence School Committee Special Award..... | 10,698.29 |
| Fire Insurance Fund..... | 70,554.21 |
| Tillinghast Donation..... | 200.00 |
| Unclaimed Estates..... | 6,783.84 |
| Emmeline Owen Vinton Fund..... | 589.28 |
| Frederick Arnold Vinton, M.D. Fund..... | 682.76 |
| Total | \$447,493.29 |

(2) Investments Detail:

| | |
|--|--|
| Senator Henry B. Anthony Prize Fund..... | Sinking Fund Report |
| Automobile Accident Insurance Fund..... | Sinking Fund Report |
| Mary Swift Bragunn Fund..... | Sinking Fund Report |
| Dexter Donation Trust Fund..... | Exhibit G-2 |
| Dexter Donation Trust Fund Income..... | Exhibit G-3 |
| Ebenezer Knight Dexter Trust Fund..... | Exhibit G-4 |
| Emergency Public Improvement Fund..... | Exhibit G-5 |
| Employees' Retirement System..... | Retirement Report |
| Fire Insurance Fund..... | Sinking Fund Report |
| Elizabeth Angel Gould Fund..... | Sinking Fund Report |
| Marshall H. Gould Fund..... | Sinking Fund Report |
| Abby A. King Trust Fund..... | Exhibit G-6 |
| Anna H. Man Trust Fund..... | Sinking Fund Report |
| North Burial Ground Perpetual Care Fund..... | Sinking Fund Report |
| Gladys Potter Trust Fund..... | Exhibit G-7 |
| Premium on Bonds Sold..... | Sinking Fund Report |
| Charles H. Smith Trust Fund..... | Exhibit G-8 |
| City of Providence Trustee u/w of Charles H. Smith..... | Exhibit G-9 |
| Tillinghast Donation..... | Sinking Fund Report |
| Samuel H. Tingley Trust Fund..... | Sinking Fund Report |
| City of Providence Trustee u/w of Charles H. Smith Income..... | Exhibit G-10 |
| Valley View Housing Reserve Fund..... | Sinking Fund Report |
| Water Depreciation and Extension Fund..... | Sinking Fund Report |
| Valley View Housing Fund..... | This is an investment in the Housing Administration Fund |

TRUST AND SPECIAL FUNDS

Exhibit G-1

SUMMARY OF CASH RECEIPTS AND DISBURSEMENTS

For the Fiscal Year Ended September 30, 1969

| Funds | Balance Oct. 1, 1968 | Receipts | Total Available | Disbursements | Balance Sept. 30, 1969 |
|--|-------------------------|---------------|--------------------|---------------|---------------------------|
| Air Pollution Control Program—Project No. 65-A-4301 M.I. | \$ 3,400.13 | | \$ 3,400.13 | | \$ 3,400.13 |
| Anonymous Donation for Support of the Poor | 2,432.70 | \$ 108.19 | 2,540.89 | | 2,540.89 |
| Henry B. Anthony Public Fountain Fund | 2,535.21 | 85.26 | 2,620.47 | \$ 70.00 | 2,550.47 |
| Senator Henry B. Anthony Prize Fund | | 3,003.00 | 3,003.00 | 3,000.00 | 3.00 |
| Senator Henry B. Anthony Prize Fund Income | 8.49 | 218.81 | 227.30 | 137.30 | 90.00 |
| Automobile Accident Insurance Fund | 13,354.70 | 20,000.00 | 33,354.70 | 10,721.44 | 22,633.26 |
| Ellen R. Barnes Trust Fund | 650.36 | 12.11 | 662.47 | 495.00 | 167.47 |
| City of Providence Trustee, Better Providence Trust Fund | 8,038.02 | 357.47 | 8,395.49 | | 8,395.49 |
| Mary Swift Bragunn Fund | 1,583.88 | 189.44 | 1,773.32 | | 1,773.32 |
| Central Staffing—Progress for Providence—Payroll Transfer Fund | | 1,924,798.76 | 1,924,798.76 | 1,924,798.76 | |
| City Licenses Due State of Rhode Island | 10.00 | 509.15 | 519.15 | 494.15 | 25.00 |
| Classical Central Education Center Plans and Postage Deposit Account | 31.75 | | 31.75 | | 31.75 |
| Credit Union of the American Federation of State, County and Municipal Employees | 577.48 | 19.00 | 596.48 | 91.45 | 505.03 |
| Demolition in Federal Hill, Providence, R.I. (M-2) | | 16,709.00 | 16,709.00 | 3,555.00 | 13,154.00 |
| Deposit and Refund Account | 20,086.00 | 187,535.97 | 207,621.97 | 164,040.14 | 43,581.83 |
| Dexter Donation Trust Fund | 46,617.07 | 500.00 | 47,117.07 | 40,000.00 | 7,117.07 |
| Dexter Donation Trust Fund Income | 66,279.45 | 154,060.96 | 220,340.41 | 140,057.35 | 80,283.06 |
| Ebenezer Knight Dexter Trust Fund | 1,122.75 | 30,253.34 | 31,376.09 | 29,379.47 | 1,996.62 |
| Ebenezer Knight Dexter Trust Fund Income | 182,423.07 | 51,681.04 | 234,104.11 | 68,465.32 | 165,638.79 |
| Emergency Public Improvement Fund | 2,467.55 | 4,877,361.72 | 4,879,829.27 | 4,797,680.00 | 82,149.27 |
| Employees' Defense Savings Account | 12,485.94 | 196,094.62 | 208,580.56 | 196,902.24 | 11,678.32 |
| Employees' Retirement System | 430,551.29 | 12,041,414.71 | 12,471,966.00 | 11,650,143.76 | 821,822.24 |
| Employees' Retirement System—State of R. I. | 1,639.97 | 888,225.11 | 889,865.08 | 888,393.73 | 1,471.35 |
| Employees' Retirement System—State of R. I.—Survivors Benefit | | 11,048.06 | 11,048.06 | 11,048.06 | |
| Employees' Withholding Tax Deductions | 118,734.56 | 6,188,700.54 | 6,307,435.10 | 6,306,637.19 | 797.91 |
| Fire Insurance Fund | 59,113.78 | 13,940.43 | 73,054.21 | 2,500.00 | 70,554.21 |
| Food Stamp Cash and Stamp Shortage Account | 24.00 | 295.50 | 319.50 | 268.00 | 51.50 |
| Elizabeth Angell Gould Fund | 379.25 | 20,000.00 | 20,379.25 | 19,996.05 | 383.20 |
| Elizabeth Angell Gould Fund Income | 38,537.35 | 6,420.46 | 44,957.81 | 7,041.20 | 37,916.61 |
| Marshall H. Gould Fund | 105.00 | | 105.00 | | 105.00 |
| Marshall H. Gould Fund Income | 3,526.24 | 355.35 | 3,881.59 | 50.00 | 3,831.59 |
| Available for Highway Purposes | 112,442.11 | 7,589.50 | 120,031.61 | | 120,031.61 |
| Hospital Service Corporation of Rhode Island | 14,541.84 | 175,919.06 | 190,460.90 | 162,821.46 | 27,639.44 |
| Hurricane Barrier Assessments | 279,914.59 | 67,204.01 | 347,118.60 | 851.31 | 346,267.29 |
| Hurricane Barrier Assessments Interest on Investments | 11,152.78 | | 11,152.78 | | 11,152.78 |
| Abby A. King Trust Fund | 6,313.23 | | 6,313.23 | | 6,313.23 |
| Abby A. King Trust Fund Income | 18,483.02 | 2,248.51 | 20,731.53 | 583.00 | 20,148.53 |
| Local No. 278 American Federation of State, County and Municipal Employees, A.F.L. | 3,391.00 | 153.00 | 3,544.00 | 3,514.00 | 30.00 |
| Local No. 580 R.I. Alliance of Social Workers | | 232.00 | 232.00 | 232.00 | |
| Local #799 International Association of Fire Fighters | 2.00 | 16,385.50 | 16,387.50 | 16,385.50 | 2.00 |
| Local #958 American Federation of Teachers | | 44,646.51 | 44,646.51 | 44,440.81 | 205.70 |
| Local No. 1033 Public Employees' Union | 19.00 | 32,547.06 | 32,566.06 | 32,507.06 | 59.00 |
| Local No. 1211 Providence School Employees' Union | | 15,612.00 | 15,612.00 | 15,612.00 | |
| Local #1339 School Clerks' Union | | 8,231.30 | 8,231.30 | 8,218.00 | 13.30 |
| Anna H. Mann Trust Fund | 9,081.92 | 66,006.00 | 75,087.92 | 65,987.95 | 9,099.97 |
| Anna H. Mann Trust Fund Income | | 16,829.69 | 16,829.69 | 16,829.69 | |
| Mutual Benefit Life Insurance | 10.66 | 51,100.48 | 51,089.82 | 51,089.82 | |
| North Burial Ground—Perpetual Care Fund | 14,383.42 | 72,652.50 | 87,035.92 | 69,985.93 | 17,049.99 |
| North Burial Ground—Perpetual Care Fund Income | 22,672.94 | 30,846.32 | 53,519.26 | 30,000.00 | 23,519.26 |

| | | | | |
|--|------------|--------------|--------------|--------------|
| North Burial Ground Reserve Account..... | 67,000.00 | 15,000.00 | 82,000.00 | 82,000.00 |
| Omnibus Crime Control and Safe Streets Act of 1968..... | | 5,086.00 | 5,086.00 | 2.00 |
| Payroll Refund Escrow Account..... | 3,983.72 | | 3,983.72 | 3,983.72 |
| Pedestrian Shopping Mall—Extensions and Additions..... | 7,949.23 | | 7,949.23 | 4,608.64 |
| Pedestrian Shopping Mall—Project A.P.W. R. I. 27-G..... | 8,627.47 | | 8,627.47 | 8,627.47 |
| Gladys Potter Trust Fund..... | | 11,011.00 | 11,011.00 | 11,000.00 |
| Gladys Potter Trust Fund Income..... | | 660.00 | 660.00 | 660.00 |
| Premium on Bonds Sold..... | 708.68 | | 708.68 | 708.68 |
| Providence Beautification Plan..... | 12,845.30 | 2,000.00 | 14,845.30 | 14,845.30 |
| Providence Lodge #3 Fraternal Order of Police..... | 1.00 | 4,639.00 | 4,640.00 | 4,639.00 |
| Providence Municipal Employees Credit Union..... | 18,942.05 | 584,539.71 | 603,481.76 | 603,481.76 |
| Providence Permanent Firemen's Relief Association..... | 467.50 | 25,083.75 | 25,551.25 | 25,551.25 |
| Providence Police Association..... | 6.00 | 14,203.00 | 14,209.00 | 14,209.00 |
| Providence Teachers Credit Union..... | 3,902.49 | 760,322.95 | 764,125.44 | 764,271.11 |
| Real Estate Sales Proceeds—General..... | | 55,615.22 | 55,615.22 | 55,615.22 |
| Real Estate Sales Proceeds—North Burial Ground..... | 6,850.00 | | 6,850.00 | 6,850.00 |
| Real Estate Sales Proceeds—Roger Williams Park Land Condemnation—State of R. I..... | 8,032.21 | 68.38 | 8,100.59 | 8,100.59 |
| Real Estate Sales Proceeds—Roger Williams Park Land Easement..... | 2,300.00 | | 2,300.00 | 2,300.00 |
| Reserve for Social Security Taxes..... | 223,111.66 | 1,370,060.51 | 1,593,172.17 | 1,348,100.52 |
| R. I. M-1 Demolition Program in Upper South Providence..... | 2.34 | 16,990.00 | 16,992.34 | 11,648.00 |
| Rhode Island Medical Care Fund..... | 66.06 | | 66.06 | 66.06 |
| Roberts Expressway—Owners' Escrow Funds..... | 170.91 | | 170.91 | 170.91 |
| Roger Williams Park—C. H. Smith—Unallocated Income Account..... | | 35,000.00 | 35,000.00 | 35,000.00 |
| Sewer Assessment—Lubec Street..... | 913.16 | | 913.16 | 913.16 |
| Charles H. Smith Trust Fund..... | | 1,001.00 | 1,001.00 | 1,000.00 |
| Charles H. Smith Trust Fund Income..... | 362.70 | 60.00 | 422.70 | 422.70 |
| City of Providence Trustee u/w of Charles H. Smith..... | 72,957.77 | 38,966.47 | 111,924.24 | 42,032.10 |
| City of Providence Trustee u/w of Charles H. Smith—Real Estate Sales Proceeds—Condemnation Income..... | 2,115.75 | 1,647.10 | 3,762.85 | 3,762.85 |
| City of Providence Trustee u/w of Charles H. Smith—Real Estate Sales Proceeds—Superior Court..... | 1,334.64 | 655,056.25 | 656,390.89 | 654,000.00 |
| City of Providence Trustee u/w of Charles H. Smith—Real Estate Sales Proceeds—Superior Court Income..... | 12,498.00 | 25,343.33 | 37,841.33 | 37,841.33 |
| City of Providence Trustee u/w of Charles H. Smith—Real Estate Sales Proceeds—Condemnation..... | | 109,200.00 | 109,200.00 | 109,200.00 |
| City of Providence School Committee—Special Award..... | 10,255.45 | 442.84 | 10,698.29 | 10,698.29 |
| State of Rhode Island Real Estate Conveyance Tax..... | 14,351.10 | 64,576.40 | 78,927.50 | 66,204.25 |
| State Sales Tax—Water..... | 25,674.06 | 118,260.96 | 143,935.02 | 118,470.70 |
| Suggestion Award Account..... | 866.00 | | 866.00 | 866.00 |
| Summertime Program Payroll Transfer Fund..... | 548.49 | 8,000.00 | 8,548.49 | 7,683.86 |
| Tax Sheltered Annuities—John Hancock Mutual Life Insurance Co..... | | 9,868.59 | 9,868.59 | 9,868.59 |
| Tax Sheltered Annuities—Lincoln National Life Insurance Co..... | | 3,486.00 | 3,486.00 | 3,485.00 |
| Tax Sheltered Annuities—Metropolitan Life Insurance Co..... | | 72,473.26 | 72,473.26 | 72,473.26 |
| Tax Sheltered Annuities—Northwestern Mutual Life Insurance Co..... | | 28,606.32 | 28,606.32 | 28,406.32 |
| Tax Sheltered Annuities—Phoenix Mutual Life Insurance Co..... | | 14,384.91 | 14,384.91 | 14,384.91 |
| Tillinghast Donation..... | 200.00 | | 200.00 | 200.00 |
| Tillinghast Donation Income..... | | 8.73 | 8.73 | 8.73 |
| Samuel H. Tingley Trust Fund..... | | 47,007.00 | 47,007.00 | 46,992.00 |
| Samuel H. Tingley Trust Fund Income..... | | 5,467.15 | 5,467.15 | 5,467.15 |
| Unclaimed Estates..... | 6,783.84 | | 6,783.84 | 6,783.84 |
| Unclaimed Estates Income..... | | 292.92 | 292.92 | 292.92 |

TRUST AND SPECIAL FUNDS

Exhibit G-1—Continued

SUMMARY OF CASH RECEIPTS AND DISBURSEMENTS
For the Fiscal Year Ended September 30, 1969

| Funds | Balance Oct. 1, 1968 | Receipts | Total Available | Disbursements | Balance Sept. 30, 1969 |
|--|-------------------------|-----------------|--------------------|-----------------|---------------------------|
| United Fund, Inc..... | 500.95 | 17,617.01 | 18,117.96 | 17,644.82 | 473.14 |
| Valley View Housing Reserve..... | 17,286.19 | 461,870.21 | 479,156.40 | 444,987.95 | 34,168.45 |
| Emmeline Owen Vinton Fund..... | 520.80 | | 520.80 | | 520.80 |
| Emmeline Owen Vinton Fund Income..... | 82.86 | 25.62 | 108.48 | 40.00 | 68.48 |
| Frederick Arnold Vinton, M.D. Fund..... | 520.80 | | 520.80 | | 520.80 |
| Frederick Arnold Vinton, M.D., Fund Income..... | 162.78 | 29.18 | 191.96 | 30.00 | 161.96 |
| Weybosset Hill Land Rental..... | 10,927.06 | 5,685.72 | 16,612.78 | 696.00 | 15,916.78 |
| City of Providence Zoning Study Urban Planning Project R. I. P-17-G..... | 3,554.48 | | 3,554.48 | 3,554.48 | |
| Water Depreciation and Extension Fund..... | 36,538.71 | 5,619,520.82 | 5,656,059.53 | 5,619,660.00 | 36,399.53 |
| New Water Main Account..... | | 10,595.04 | 10,595.04 | 10,523.73 | 71.31 |
| Water Improvements Plans and Specifications Deposit Account..... | 3,311.18 | | 3,311.18 | 50.00 | 3,261.18 |
| Totals | \$ 2,096,236.57 | \$37,461,873.79 | \$39,558,110.36 | \$36,944,781.36 | \$ 2,613,329.00 |
| | | Exhibit G-1A | | Exhibit G-1B | Exhibit G |

*Valley View Housing Fund Cash Receipts and Expenditures not included.

| | |
|--|-----------------|
| Cash Balance Exhibit G-1 September 30, 1969..... | \$ 2,613,329.00 |
| Cash Balance—Valley View Housing Fund—Exhibit G..... | 61,539.03 |
| Total | \$ 2,674,868.03 |

Exhibit G-2

TRUST AND SPECIAL FUNDS

STATEMENT OF INVESTMENTS FOR DEXTER DONATION TRUST FUND

September 30, 1969

| | Amount |
|--|--------------|
| United States Treasury Bonds: | |
| 4% Due 10/1/69 | \$ 15,000.00 |
| 4% Due 2/15/72 | 37,000.00 |
| 4% Due 8/15/73 | 80,000.00 |
| 4½% Due 2/15/74 | 120,000.00 |
| 3¾% Due 11/15/74 | 60,000.00 |
| 4% Due 2/15/80 | 30,000.00 |
| Federal National Mortgage Association Bonds: | |
| 4½% Due 9/10/70 | 17,000.00 |
| Bank Certificates of Deposit: | |
| 6¼% Due 11/25/69 | 40,000.00 |
| Total | \$399,000.00 |
| | Exhibit G |

Exhibit G-3

TRUST AND SPECIAL FUNDS

STATEMENT OF INVESTMENTS FOR DEXTER DONATION TRUST FUND INCOME

September 30, 1969

| | Amount |
|-------------------------------|--------------|
| United States Treasury Bonds: | |
| 2½% Due 3/15/71 | \$ 10,000.00 |
| Bank Certificates of Deposit: | |
| 6¼% Due 11/25/69 | 140,000.00 |
| Total | \$150,000.00 |
| | Exhibit G |

Exhibit G-4

TRUST AND SPECIAL FUNDS

STATEMENT OF INVESTMENTS FOR EBENEZER KNIGHT DEXTER TRUST FUND

September 30, 1969

| Par Value | Description | Book Value |
|-------------------|---|--------------|
| U.S. Securities | | |
| 35,000.00 | U.S. Treasury Bonds 2½% 12/15/69/64 | 29,599.88 |
| 30,000.00 | U.S. Treasury Bonds 4% 8/15/70 | 30,000.00 |
| 50,000.00 | U.S. Treasury Bonds 4% 8/15/72 | 50,235.32 |
| 30,000.00 | U.S. Treasury Bonds 4½% 11/15/73 | 29,803.13 |
| 30,000.00 | U.S. Treasury Bonds 3½% 2/15/90 | 28,999.88 |
| 30,000.00 | U.S. Treasury Bonds 4¼% 8/15/92/87 | 30,000.00 |
| 30,000.00 | U.S. Treasury Notes 5¾% 11/15/71 | 29,245.84 |
| Corporation Bonds | | |
| 30,000.00 | Allied Chemical & Dye Corp. S.F. Deb. 3½% 4/1/78 | 29,778.00 |
| 30,000.00 | American Tel. & Tel. Deb. 3¾% 12/1/73 | 29,928.00 |
| 20,000.00 | American Tel. & Tel. Co. Deb. 2¾% 10/1/75 | 18,027.00 |
| 30,000.00 | American Tel. & Tel. Co. Deb. 2¾% 8/1/80 | 26,028.00 |
| 30,000.00 | Atlantic City Electric Co. Deb. 4½% 1/1/87 | 30,000.00 |
| 30,000.00 | Baltimore Gas & Electric 1st Ref. 4½% 7/15/94 | 30,373.87 |
| 30,000.00 | Bell Telephone Co. of Pa. Deb. 3¾% 2/1/89 | 29,778.00 |
| 30,000.00 | Bethlehem Steel Corp. Cons. 2¾% 7/15/70 | 28,728.00 |
| 30,000.00 | Cleveland Electric Illuminating Co. 1st 3¾% 3/1/93 | 30,501.86 |
| 30,000.00 | Duquesne Light Co. 1st 2¾% 8/1/77 | 26,958.00 |
| 30,000.00 | General Electric Co. Deb. 3½% 5/1/76 | 30,028.99 |
| 30,000.00 | General Motors Corp. S.F. Deb. 3¼% 1/1/79 | 29,253.00 |
| 30,000.00 | Houston Power & Light Co. 4¾% 11/1/87 | 30,612.72 |
| 30,000.00 | Inland Steel Co. 1st 3½% 7/1/81 | 29,628.00 |
| 30,000.00 | Kansas City Power & Light Co. 5¾% 5/15/97 | 30,069.85 |
| 30,000.00 | Niagara Mohawk Power Corp. Gen. 3½% 5/1/86 | 29,553.00 |
| 30,000.00 | Ohio Edison Co. 1st 3% 9/1/74 | 28,692.85 |
| 30,000.00 | Pacific Gas & Electric Co. 1st Ref. 4½% 6/1/90 | 29,301.50 |
| 30,000.00 | Pacific Tel. & Tel. Co. Deb. 3¾% 8/15/91 | 29,553.00 |
| 30,000.00 | Public Service Gas & Electric Co. 1st Ref. 3¾% 5/1/84 | 28,203.00 |
| 30,000.00 | Southern California Edison Co. 1st Ref. 4¼% 2/15/82 | 30,748.32 |
| 30,000.00 | Standard Oil Co. of N.J. Deb. 2¾% 5/15/71 | 27,453.00 |
| 30,000.00 | Texas Corp. Deb. 3¾% 5/1/83 | 29,628.00 |
| 35,000.00 | Union Electric Co. 1st Mtg. 4½% 4/1/95 | 34,562.50 |
| 30,000.00 | Virginia Electric & Power Co. 1st Ref. 3¾% 6/1/85 | 26,751.50 |
| 30,000.00 | Wisconsin Electric Power Co. 1st 4½% 4/1/88 | 30,636.77 |
| \$1,010,000.00 | Total | \$982,660.78 |

Exhibit G

Exhibit G-5

TRUST AND SPECIAL FUNDS**STATEMENT OF INVESTMENTS FOR EMERGENCY PUBLIC IMPROVEMENT FUND**

September 30, 1969

| | Amount |
|---|---------------------|
| Bank Certificates of Deposit: | |
| 6% Due 11/18/69 | \$160,000.00 |
| Industrial National Bancorp Commercial Paper: | |
| 8% Due 12/9/69 | 591,000.00 |
| Total | <u>\$751,000.00</u> |

Exhibit G

Exhibit G-6

TRUST AND SPECIAL FUNDS**STATEMENT OF INVESTMENTS FOR ABBY A. KING TRUST FUND**

September 30, 1969

| | Number of Shares | Amount |
|---|------------------------|--------------------|
| Corporation Capital Stock: | | |
| Common: | | |
| American Telephone & Telegraph Co. | 86 | \$ 2,528.62 |
| Boston Edison Co. | 55 | 1,193.50 |
| Commonwealth Edison Co. | 50 | 1,020.28 |
| First National Bank of Boston | 44 | 1,178.69 |
| General Motors Corporation | 63 | 1,727.50 |
| Manufacturers Hanover Trust Co. | 65 | 1,558.68 |
| J. P. Morgan Co., Inc. | 60 | 1,609.93 |
| Northern Illinois Gas Co. | 11 | 74.06 |
| Preferred: | | |
| Narragansett Electric Co. | 20 | 1,060.00 |
| Total | | <u>\$11,951.26</u> |

Exhibit G

Exhibit G-7

TRUST AND SPECIAL FUNDS**STATEMENT OF INVESTMENTS FOR GLADYS POTTER TRUST FUND**

September 30, 1969

| | Amount |
|-------------------------------|--------------------|
| United States Treasury Notes: | |
| 7¾% Due 2/15/71 | \$11,000.00 |
| Total | <u>\$11,000.00</u> |

Exhibit G

Exhibit G-8

TRUST AND SPECIAL FUNDS
STATEMENT OF INVESTMENTS FOR CHARLES H. SMITH TRUST FUND
September 30, 1969

| | Amount |
|-------------------------------|--------------------|
| United States Treasury Notes: | |
| 7¾% Due 2/15/71 | \$ 1,000.00 |
| Total | <u>\$ 1,000.00</u> |
| | Exhibit G |

Exhibit G-9

TRUST AND SPECIAL FUNDS
STATEMENT OF INVESTMENTS FOR CITY OF PROVIDENCE
TRUSTEE U/W OF CHARLES H. SMITH
September 30, 1969

| Par Value | Description | Book Value |
|--------------------------|--|---------------------|
| U.S. Securities | | |
| \$ 50,000.00 | U.S. Treasury Bonds 4% 10/1/69 | \$ 49,809.32 |
| 50,000.00 | U.S. Treasury Bonds 4¾% 5/15/74 | 50,449.95 |
| Corporation Bonds | | |
| 50,000.00 | Commercial Credit Co. 4¾% 10/1/74 | 49,136.05 |
| 50,000.00 | Sears Roebuck and Co. 4¾% 8/1/83 | 51,387.65 |
| 50,000.00 | American Tel. & Tel. Co. 4¾% 10/1/96 | 49,662.33 |
| 50,000.00 | Ralston Purina Co. 4¾% 11/15/88 | 49,699.95 |
| Corporation Common Stock | | |
| | No. of Shares | |
| | American Tel. & Tel. Co. 200 | 12,905.27 |
| | B.T. New York Corporation 200 | 12,576.80 |
| | First Nat'l Bank of Boston 250 | 15,952.40 |
| | General Electric Co. 50 | 5,005.06 |
| | Johns Manville Corp. 400 | 11,365.93 |
| | N.Y. State Electric & Gas 300 | 14,191.91 |
| | Northern States Power Co. of Minn. 300 | 11,107.81 |
| | Phillips Petroleum Co. 200 | 5,545.40 |
| | Standard Brands Inc. 400 | 15,595.75 |
| | Union Carbide Corp. 100 | 6,456.81 |
| Certificates of Deposit | | |
| | Greater Providence Trust 6¾% Due 12/8/69 | \$ 54,600.00 |
| | Greater Providence Trust 6¾% Due 12/8/69 | 260,000.00 |
| | Columbus National Bank 6¾% Due 12/15/69 | 134,000.00 |
| <u>\$ 300,000</u> | Total | <u>\$859,448.39</u> |
| | | Exhibit G |

TRUST AND SPECIAL FUNDS

DETAILS OF CASH RECEIPTS

For the Fiscal Year Ended September 30, 1969

| | | |
|---|----|-------------------|
| Anonymous Donation for the Support of the Poor: | | |
| Interest on Savings Account..... | \$ | 108.19 |
| Henry B. Anthony Public Fountain Fund: | | |
| Interest on Savings Account..... | | 85.26 |
| Senator Henry B. Anthony Prize Fund: | | |
| Interest on Investment..... | | 3,003.00 |
| Senator Henry B. Anthony Prize Fund Income: | | |
| Received from School Department..... | \$ | 38.81 |
| Interest on U.S. Treasury Notes..... | | 180.00 |
| | | <u>218.81</u> |
| Automobile Accident Insurance Fund: | | |
| Appropriation | | 20,000.00 |
| Ellen R. Barnes Trust Fund: | | |
| Interest on Savings Account..... | | 12.11 |
| City of Providence Trustee Better Providence Trust: | | |
| Interest on Savings Account..... | | 357.47 |
| Mary Swift Bragunn Fund: | | |
| Interest on Savings Account..... | \$ | 69.44 |
| Interest on Investments..... | | 120.00 |
| | | <u>189.44</u> |
| Central Staffing—Progress for Providence Payroll Transfer Fund: | | |
| Payroll Reimbursement | | 1,924,798.76 |
| City Licenses Due State of Rhode Island: | | |
| Fishing Licenses | \$ | 353.15 |
| Hunting Licenses | | 156.00 |
| | | <u>509.15</u> |
| Credit Union of the American Federation of State, County and Municipal Employees: | | |
| Payroll Deductions | | 19.00 |
| Demolition in Federal Hill—Providence, R.I. (M-2): | | |
| Reimbursement from Federal Government..... | \$ | 1,709.00 |
| Reimbursement from General Fund..... | | 15,000.00 |
| | | <u>16,709.00</u> |
| Deposit and Refund Account: | | |
| Deposits Made for: | | |
| Land Sale | \$ | 2,080.00 |
| Grant-In-Aid State of R.I., for Free Libraries..... | | 64,843.13 |
| Water Service | | 2,300.00 |
| Damage to Hydrants | | 5.00 |
| Escrow for Sewer Assessments | | 2,590.86 |
| Municipal Police Incentive Pay Program..... | | 21,539.96 |
| Escrow Deposit for Property Sales..... | | 2,000.00 |
| Redemption of Tax Sales Properties..... | | 402.25 |
| Code of Ordinances Books—City Clerk..... | | 1,330.00 |
| Highway Purposes | | 51,500.00 |
| Modification of Drinking Fountains Contract..... | | 15,389.00 |
| Damage to Municipal Dock..... | | 736.00 |
| Received from State of Rhode Island for Capital Funds..... | | 21,652.05 |
| Sorting and Printing Cards..... | | 800.00 |
| Water Bill | | 11.55 |
| Refund on Payroll..... | | 190.32 |
| Advance on 1969 Property Tax..... | | 35.97 |
| Progress for Providence..... | | 129.88 |
| | | <u>187,535.97</u> |
| Dexter Donation Trust Fund: | | |
| Sale of Real Estate..... | | 500.00 |
| Dexter Donation Trust Fund Income: | | |
| Assessments Paid By Tenants..... | \$ | 358.19 |
| Rents | | 1,395.50 |
| Cancellation of Certificates of Deposit..... | | 135,000.00 |
| Interest on Savings Account..... | | 2,282.25 |
| Interest on U. S. Treasury Notes and Bonds..... | | 13,705.00 |
| Interest on Federal National Mortgage Association..... | | 701.27 |
| Interest on Certificates of Deposit..... | | 618.75 |
| | | <u>154,060.96</u> |

TRUST AND SPECIAL FUNDS

DETAILS OF CASH RECEIPTS

For the Fiscal Year Ended September 30, 1969

| | | |
|---|-----------------|---------------|
| Ebenezer Knight Dexter Trust Fund: | | |
| Amortization of Bond Premiums..... | \$ 253.34 | |
| Cancellation of Bills and U.S. Treasury Bonds..... | 30,000.00 | 30,253.34 |
| Ebenezer Knight Dexter Trust Fund Income: | | |
| Interest on Savings Account..... | \$ 6,241.16 | |
| Interest on Corporation Bonds..... | 28,562.80 | |
| Interest on U.S. Treasury Bonds and Notes..... | 8,818.75 | |
| Food Stamp Program..... | 8,058.33 | 51,681.04 |
| Emergency Public Improvement Loan: | | |
| Reimbursement from General Fund..... | \$ 76,197.73 | |
| Cancellation of U.S. Treasury Bonds..... | 623,000.00 | |
| Cancellation of Certificates of Deposit..... | 4,120,000.00 | |
| Interest on Certificates of Deposit..... | 45,226.49 | |
| Interest on U.S. Treasury Bonds..... | 10,937.50 | 4,877,361.72 |
| Employees' Defense Savings Account: | | |
| Payroll Deductions..... | \$ 196,027.87 | |
| Refund of Erroneous Payments..... | 66.75 | 196,094.62 |
| Employees' Retirement System of the City of Providence: | | |
| Appropriations..... | \$ 2,120,186.84 | |
| Contributions by Employees..... | 1,756,935.55 | |
| Interest and Principle on Outstanding Loans..... | 347,686.05 | |
| Settlement of Loans and Interest Received..... | 64,063.23 | |
| Income on Investments..... | 1,644,524.89 | |
| Maturity and Sale of Investments..... | 6,107,535.93 | |
| Insurance Rebates..... | 482.22 | 12,041,414.71 |
| Employees' Retirement System—State of Rhode Island: | | |
| Payroll Deductions..... | \$ 887,083.85 | |
| Refund of Erroneous Payments..... | 1,111.26 | |
| Payroll Deduction Equivalent..... | 30.00 | 888,225.11 |
| Employees' Retirement System—State of Rhode Island—Survivors Benefits: | | |
| Payroll Deductions..... | \$ 10,704.44 | |
| Refund of Erroneous Payments..... | 343.62 | 11,048.06 |
| Employees' Withholding Tax Account: | | |
| Payroll Deductions..... | | 6,188,700.54 |
| Fire Insurance Fund: | | |
| Appropriation..... | \$ 10,000.00 | |
| Transfer of Balances from Various Departments..... | 1,331.60 | |
| Interest on Savings Account..... | 2,608.83 | 13,940.43 |
| Food Stamp Cash and Stamp Shortage Fund: | | |
| Payroll Deductions..... | | 295.50 |
| Elizabeth Angell Gould Fund: | | |
| Cancellation of Federal National Mortgage Association Bonds..... | | 20,000.00 |
| Elizabeth Angell Gould Fund Income: | | |
| Interest on Savings Account..... | \$ 1,723.76 | |
| Interest on Federal Home Loan Bank Bonds..... | 446.66 | |
| Interest on U.S. Treasury Bonds and Notes..... | 1,575.00 | |
| Interest on Industrial Securities..... | 1,800.00 | |
| Interest on Federal National Mortgage Association Bonds..... | 875.04 | 6,420.46 |
| Marshall H. Gould Fund Income: | | |
| Interest on Savings Account..... | \$ 155.35 | |
| Interest on U.S. Treasury Bonds and Notes..... | 200.00 | 355.35 |
| Available for Highway Purposes: | | |
| Curbing..... | \$ 6,159.75 | |
| Grading..... | 1,429.75 | 7,589.50 |
| Hospital Service Corporation of R. I.: | | |
| Payroll Deductions..... | \$ 175,650.27 | |
| Refund of Erroneous Payments..... | 268.79 | 175,919.06 |

TRUST AND SPECIAL FUNDS
DETAILS OF CASH RECEIPTS
For the Fiscal Year Ended September 30, 1969

| | | |
|---|--------------|-----------|
| Hurricane Barrier Assessments: | | |
| Assessments | \$ 66,878.45 | |
| Interest on Assessments | 325.56 | 67,204.01 |
| Abby A. King Trust Fund Income: | | |
| Income on Investments | \$ 1,183.58 | |
| Interest on Savings Account | 1,064.93 | 2,248.51 |
| Local No. 278 American Federation of State, County and Municipal Employees, A.F.L.: | | |
| Payroll Deductions | | 153.00 |
| Local No. 580 Alliance of Social Workers: | | |
| Payroll Deductions | | 232.00 |
| Local #799 International Association of Fire Fighters: | | |
| Payroll Deductions | | 16,385.50 |
| Local #958 American Federation of Teachers: | | |
| Payroll Deductions | \$ 44,612.34 | |
| Refund of Erroneous Payment | 34.17 | 44,646.51 |
| Local #1033 Public Employees' Union: | | |
| Payroll Deductions | \$ 30,402.06 | |
| Refund of Erroneous Payments | 2,145.00 | 32,547.06 |
| Local No. 1211 School Clerks Union: | | |
| Payroll Deductions | \$ 15,596.00 | |
| Refund of Erroneous Payment | 16.00 | 15,612.00 |
| Local #1339 School Clerks Union: | | |
| Payroll Deductions | | 8,231.30 |
| Anna H. Man Trust Fund: | | |
| Cancellation of Federal National Mortgage Association Bonds | \$ 60,000.00 | |
| Cancellation of U.S. Treasury Bonds and Notes | 6,000.00 | |
| Miscellaneous Receipt | 6.00 | 66,006.00 |
| Anna H. Man Trust Fund Income: | | |
| Interest on Investments | \$ 16,437.52 | |
| Interest on Savings Account | 392.17 | 16,829.69 |
| Mutual Benefit Life Insurance Company: | | |
| Payroll Deductions | \$ 48,914.94 | |
| Refund of Erroneous Payments | 2,185.54 | 51,100.48 |
| North Burial Ground Perpetual Care Fund: | | |
| Perpetual Care | \$ 2,652.50 | |
| Cancellation of Federal National Mortgage Association Bonds | 70,000.00 | 72,652.50 |
| North Burial Ground Perpetual Care Fund Income: | | |
| Interest on Investments | \$ 29,276.33 | |
| Interest on Savings Account | 1,569.99 | 30,846.32 |
| North Burial Ground Reserve Account: | | |
| Appropriation | | 15,000.00 |
| Omnibus Crime Control and Safe Streets Act of 1968: | | |
| Police Department Contribution | \$ 1,299.00 | |
| Reimbursement from U.S. Department of Justice | 3,787.00 | 5,086.00 |
| Gladys Potter Trust Fund: | | |
| Cancellation of U.S. Treasury Bonds and Notes | \$ 11,000.00 | |
| Miscellaneous Receipt | 11.00 | 11,011.00 |
| Gladys Potter Trust Fund Income: | | |
| Cancellation of U.S. Treasury Bonds and U.S. Treasury Notes | | 660.00 |
| Providence Beautification Plan: | | |
| Appropriation | | 2,000.00 |
| Providence Lodge #3 Fraternal Order of Police: | | |
| Payroll Deductions | | 4,639.00 |

TRUST AND SPECIAL FUNDS

DETAILS OF CASH RECEIPTS

For the Fiscal Year Ended September 30, 1969

| | | |
|---|-----------------|--------------|
| Providence Municipal Employees Credit Union: | | |
| Payroll Deductions | \$ 584,474.71 | |
| Refund of Erroneous Payments..... | 65.00 | 584,539.71 |
| Providence Permanent Firemens Relief Association: | | |
| Payroll Deductions | | 25,083.75 |
| Providence Police Association: | | |
| Payroll Deductions | \$ 13,720.00 | |
| Refund of Erroneous Payment..... | 483.00 | 14,203.00 |
| Providence Teachers' Credit Union: | | |
| Payroll Deductions | \$ 757,681.10 | |
| Refund of Erroneous Payments..... | 2,641.85 | 760,322.95 |
| Real Estate Sales Proceeds: | | |
| Sale of Property..... | | 55,615.22 |
| Real Estate Sales Proceeds—Roger Williams Park Land Condemnation, State of R. I.: | | |
| Received from Roger Williams Park Rest Room..... | | 68.38 |
| Reserve for Social Security Taxes: | | |
| Payroll Deductions | \$ 1,367,511.38 | |
| Refund of Erroneous Payments..... | 2,549.13 | 1,370,060.51 |
| R. I. M-1 Demolition Program in Upper South Providence: | | |
| Grant from Federal Government..... | \$ 12,860.00 | |
| Removal of Buildings..... | 4,130.00 | 16,990.00 |
| Roger Williams Park—C. H. Smith—Unallocated Income Account: | | |
| Receipts from C. H. Smith Trust Fund..... | | 35,000.00 |
| City of Providence School Committee Special Memorial Account: | | |
| Interest on Savings Account..... | | 442.84 |
| City of Providence Trustee u/w of Charles H. Smith: | | |
| Rents | \$ 7,543.00 | |
| Property Damage | 303.58 | |
| Sale of Real Estate..... | 500.00 | |
| Insurance Refund on Property Sold..... | 1,514.00 | |
| Refund on Gas Bill for Property Sold | 44.21 | |
| Refund on Payroll..... | 83.32 | |
| Cancellation of Certificates of Deposit..... | 25,000.00 | |
| Interest on Certificates of Deposit..... | 940.97 | |
| Interest on Savings Account..... | 3,037.39 | 38,966.47 |
| City of Providence Trustee u/w of C. H. Smith—Real Estate Sales Proceeds— | | |
| Condemnation: | | |
| Cancellation of Certificates of Deposit | | 109,200.00 |
| City of Providence Trustee u/w of C. H. Smith—Real Estate Sales Proceeds— | | |
| Condemnation Income: | | |
| Interest on Certificates of Deposit..... | | 1,647.10 |
| City of Providence Trustee u/w of C. H. Smith—Real Estate Sales Proceeds— | | |
| Superior Court: | | |
| Sale of Real Estate..... | \$ 135,000.00 | |
| Sale of Rights-Northern States Power Company..... | 56.25 | |
| Cancellation of Certificates of Deposit..... | 520,000.00 | 655,056.25 |
| City of Providence Trustee u/w of C. H. Smith—Real Estate Sales Proceeds— | | |
| Superior Court Income: | | |
| Dividends on Industrial Securities..... | \$ 4,500.00 | |
| Interest on Industrial Securities..... | 8,875.00 | |
| Interest on U.S. Treasury Bonds..... | 4,125.00 | |
| Interest on Certificates of Deposit..... | 7,843.33 | 25,343.33 |
| Charles H. Smith Trust Fund: | | |
| Cancellation of U.S. Treasury Bonds and Notes..... | \$ 1,000.00 | |
| Miscellaneous Receipt | 1.00 | 1,001.00 |
| Charles H. Smith Trust Fund Income: | | |
| Interest on U.S. Savings Bonds and Notes..... | | 60.00 |

Schedule G-1a—Continued

TRUST AND SPECIAL FUNDS

DETAILS OF CASH RECEIPTS

For the Fiscal Year Ended September 30, 1969

| | | | |
|---|----|--------------|------------------------|
| State of Rhode Island Real Estate Conveyance Tax: | | | |
| Taxes Received | | | 64,576.40 |
| State Sales Tax—Water: | | | |
| Receipts from Water | | | 118,260.96 |
| Summertime Program Payroll Transfer Fund: | | | |
| Contributions to Fund | | | 8,000.00 |
| Tax Sheltered Annuities—John Hancock Mutual Life Insurance Company: | | | |
| Payroll Deductions | \$ | 9,849.84 | |
| Refund of Erroneous Payment | | 18.75 | 9,868.59 |
| Tax Sheltered Annuities—Lincoln National Life Insurance Company: | | | |
| Payroll Deductions | | | 3,486.00 |
| Tax Sheltered Annuities—Metropolitan Life Insurance Company: | | | |
| Payroll Deductions | | | 72,473.26 |
| Tax Sheltered Annuities—Northwestern Mutual Life Insurance Company: | | | |
| Payroll Deductions | \$ | 27,872.50 | |
| Refund of Erroneous Payment | | 733.82 | 28,606.32 |
| Tax Sheltered Annuities—Phoenix Mutual Life Insurance Company: | | | |
| Payroll Deductions | \$ | 13,868.91 | |
| Refund of Erroneous Payment | | 516.00 | 14,384.91 |
| Tillinghast Donation Income: | | | |
| Interest on Savings Account | | | 8.73 |
| Samuel H. Tingley Trust Fund: | | | |
| Cancellation of Federal National Mortgage Association Bonds | \$ | 40,000.00 | |
| Cancellation of U.S. Treasury Bonds and Notes | | 7,000.00 | |
| Miscellaneous Receipt | | 7.00 | 47,007.00 |
| Samuel H. Tingley Trust Fund Income: | | | |
| Interest on U.S. Treasury Notes and Bonds | \$ | 820.00 | |
| Interest on Industrial Securities | | 2,003.75 | |
| Interest on Federal National Mortgage Association Bonds | | 1,750.08 | |
| Interest on Federal Home Loan Bank Bonds | | 893.32 | 5,467.15 |
| Unclaimed Estates Income: | | | |
| Interest on Savings Account | | | 292.92 |
| United Fund Incorporated: | | | |
| Payroll Deductions | \$ | 17,607.51 | |
| Refund of Erroneous Payment | | 9.50 | 17,617.01 |
| Valley View Housing Reserve: | | | |
| Annual Installment | \$ | 12,100.00 | |
| Interest on Investments | | 19,770.21 | |
| Cancellation of Certificates of Deposit | | 370,000.00 | |
| Cancellation of Federal National Mortgage Association Bonds | | 60,000.00 | 461,870.21 |
| Emmeline Owen Vinton Fund Income: | | | |
| Interest on Savings Account | | | 25.62 |
| Frederick Arnold Vinton, M.D., Fund Income: | | | |
| Interest on Savings Account | | | 29.18 |
| Water Depreciation and Extension Fund: | | | |
| From 1968-1969 Water Surplus | | | |
| Transfer from Miscellaneous Water Extension | \$ | 1,876.60 | |
| Transfer from Inserting New Valves | | 10,511.23 | |
| Cancellation of Certificates of Deposit | | 5,499,000.00 | |
| Interest on Certificates of Deposit | | 108,132.99 | 5,619,520.82 |
| New Water Main Account: | | | |
| Estimated Cost of Installation—Water Distribution | | | 10,595.04 |
| Weybosset Hill Land Rental Account: | | | |
| Rents | | | 5,685.72 |
| Total Cash Receipts | | | \$37,461,873.79 |

Exhibit G-1

TRUST AND SPECIAL FUNDS

DETAILS OF EXPENDITURES

For the Fiscal Year Ended September 30, 1969

| | | | |
|---|----|--------------|--------------|
| Henry B. Anthony Public Fountain Fund: | | | |
| Repairs to Structures..... | | \$ | 70.00 |
| Senator Henry B. Anthony Prize Fund: | | | |
| Purchase of U. S. Treasury Notes..... | | | 3,000.00 |
| Senator Henry B. Anthony Prize Fund Income: | | | |
| Prize Medals | | | 137.30 |
| Automobile Accident Insurance Fund: | | | |
| Claims for Damages | | | 10,721.44 |
| Ellen R. Barnes Trust Fund: | | | |
| Agricultural and Landscaping Equipment | | | 495.00 |
| City Licenses Due State of Rhode Island: | | | |
| Fishing Licenses | \$ | 317.15 | |
| Hunting Licenses | | 147.00 | |
| Fishing and Hunting Combination License..... | | 30.00 | 494.15 |
| Credit Union of the American Federation of State, County and Municipal Employees: | | | |
| Payment to Union | \$ | 77.45 | |
| Refund of Erroneous Deductions..... | | 14.00 | 91.45 |
| Central Staffing—Progress for Providence Payroll Transfer Fund: | | | |
| Payments to General Fund | \$ | 1,924,516.46 | |
| Refund of Erroneous Deductions..... | | 282.30 | 1,924,798.76 |
| Demolition in Federal Hill, Providence R.I. (M-2): | | | |
| Demolition of Buildings..... | | | 3,555.00 |
| Deposit and Refund Account: | | | |
| Temporary Water Service | \$ | 1,204.84 | |
| Refund to Individuals for Temporary Water Service | | 895.16 | |
| Fire Hydrant Damages..... | | 60.00 | |
| Redemption of Tax Sales Properties..... | | 402.25 | |
| State of R.I. Municipal Police Incentive Pay Program..... | | 21,730.28 | |
| Water Bill | | 11.55 | |
| Grants-In-Aid Public Libraries | | 64,843.13 | |
| Refund of Overpayment to State of R.I. | | 395.00 | |
| Payment to School Modernization and Construction Account..... | | 11,117.50 | |
| Payment to Classical Central Education Center..... | | 10,139.55 | |
| Purchase of Land for Highway Purposes..... | | 51,500.00 | |
| Miscellaneous Payment | | 59.88 | |
| Payment to Progress for Providence..... | | 70.00 | |
| Damage to Dock owned by City of Providence..... | | 736.00 | |
| Payment for Data Processing Service..... | | 360.00 | |
| Payment to Data Processing Division..... | | 515.00 | 164,040.14 |
| Dexter Donation Trust Fund: | | | |
| Purchase of Certificates of Deposit | | | 40,000.00 |
| Dexter Donation Trust Fund Income: | | | |
| Purchase of Certificates of Deposit | \$ | 140,000.00 | |
| Advertising | | 57.35 | 140,057.35 |
| Ebenezer Knight Dexter Trust Fund: | | | |
| Purchase of U.S. Treasury Notes | \$ | 29,245.84 | |
| Interest Adjustment on U.S. Treasury Note Purchases..... | | 133.63 | 29,379.47 |
| Ebenezer Knight Dexter Trust Fund Income: | | | |
| Amortization of Bond Premiums | \$ | 253.34 | |
| Trust Commission | | 837.80 | |
| Payment to Food Stamp Program..... | | 67,337.45 | |
| Interest Adjustment | | 36.73 | 68,465.32 |
| Emergency Public Improvement Fund: | | | |
| Transfer Account | \$ | 332,000.00 | |
| Purchase of Certificates of Deposit..... | | 3,210,000.00 | |
| Purchase of U.S. Treasury Bonds and U.S. Notes..... | | 625,000.00 | |
| Purchase of Land, Buildings and Improvements..... | | 51,500.00 | |
| Purchase of Commercial Paper..... | | 579,180.00 | 4,797,680.00 |

TRUST AND SPECIAL FUNDS
DETAILS OF EXPENDITURES
For the Fiscal Year Ended September 30, 1969

| | | |
|---|-----------------|---------------|
| Employees' U.S. Savings Bond Account: | | |
| Return of Contributions | \$ 1,178.50 | |
| Purchase of Bonds | 192,993.75 | |
| Refund of Erroneous Deductions | 248.00 | |
| Payment to Payroll General Account | 2,481.99 | 196,902.24 |
| Employees' Retirement System: | | |
| Retirement Allowances | \$ 2,096,542.46 | |
| Return of Contributions | 416,947.64 | |
| Loans to Members | 335,278.37 | |
| Insurance Paid by Employees | 6,822.68 | |
| Trust Commission | 16,139.12 | |
| Purchase of U.S. Treasury Notes | 200,000.00 | |
| Purchase of Shares of Common Stock | 3,459,928.78 | |
| Purchase of Commercial Paper | 1,386,000.00 | |
| Purchase of U.S. Treasury Bills | 199,720.00 | |
| Purchase of Certificates of Deposit | 3,500,000.00 | |
| Refund of Annuity Savings Erroneously Deducted | 1,685.78 | |
| Refund of Erroneous Deductions on Loans | 656.39 | |
| Reimbursement to Payroll General Account—Annuity Savings | 24,230.49 | |
| Reimbursement to Payroll General Account—Loans | 6,192.05 | 11,650,143.76 |
| Employees' Retirement System—State of R. I.: | | |
| Paid to Rhode Island Employees' Retirement System | \$ 882,897.39 | |
| Refund of Erroneous Deductions | 5,224.42 | |
| Reimbursement to Payroll General Account | 271.92 | 888,393.73 |
| Employees' Retirement System—State of R. I. —Survivors Benefits: | | |
| Paid to State of Rhode Island | \$ 10,921.02 | |
| Refund of Erroneous Deductions | 127.04 | 11,048.06 |
| Employees' Withholding Tax Deductions: | | |
| Payment to Bank (For Director of Internal Revenue) | \$ 6,221,600.80 | |
| Refund of Erroneous Deductions | 29,640.58 | |
| Reimbursement to Payroll General Account | 55,395.81 | 6,306,637.19 |
| Fire Insurance Fund: | | |
| Payment to Capital Fund | | 2,500.00 |
| Food Stamp Cash and Stamp Shortage Account: | | |
| Payroll Deductions | | 268.00 |
| Elizabeth Angell Gould Fund: | | |
| Purchase of Notes | | 19,996.05 |
| Elizabeth Angell Gould Fund Income: | | |
| Printing and Binding | \$ 1.20 | |
| Repairs to Building | 7,000.00 | |
| Miscellaneous Services | 40.00 | 7,041.20 |
| Marshall H. Gould Fund Income: | | |
| Scholarship Awards | | 50.00 |
| Hospital Service Corporation of Rhode Island: | | |
| Payment to Hospital Service Corporation | \$ 161,043.26 | |
| Refund of Erroneous Deductions | 1,457.73 | |
| Payment to General Fund | 320.47 | 162,821.46 |
| Hurricane Barrier Assessments: | | |
| Refund of Overpayment of Hurricane Barrier Assessments | | 851.31 |
| Abby A. King Trust Fund Income: | | |
| Agricultural and Landscaping Supplies | | 583.00 |
| Local #278 American Federation of State, County and Municipal Employees A.F.L.-C.I.O.: | | |
| Payment to Union | \$ 240.00 | |
| Refund of Erroneous Deductions | 3.00 | |
| Paid to General Fund | 1,249.00 | |
| Transfer to Local #1033 Public Employees Union | 2,022.00 | 3,514.00 |
| Local No. 580 R.I. Alliance of Social Workers: | | |
| Payment to Alliance | | 232.00 |
| Local #799 International Association of Fire Fighters: | | |
| Payment to Association | | 16,385.50 |

TRUST AND SPECIAL FUNDS

DETAILS OF EXPENDITURES

For the Fiscal Year Ended September 30, 1969

| | | |
|--|---------------|------------|
| Local #958 American Federation of Teachers: | | |
| Payment to Federation | \$ 44,245.61 | |
| Refund of Erroneous Deductions | 195.20 | 44,440.81 |
| Local No. 1033 Public Employees' Union: | | |
| Payment to Union | \$ 32,362.00 | |
| Refund of Erroneous Deductions | 145.06 | 32,507.06 |
| Local #1211 Providence School Employees' Union: | | |
| Payment to Union | \$ 15,608.00 | |
| Refund of Erroneous Deductions | 4.00 | 15,612.00 |
| Local #1399 School Clerks Union: | | |
| Payment to Union | \$ 8,204.00 | |
| Refund of Erroneous Deductions | 14.00 | 8,218.00 |
| Anna H. Man Trust Fund: | | |
| Purchase of Notes | \$ 59,987.95 | |
| Purchase of U. S. Treasury Notes | 6,000.00 | 65,987.95 |
| Anna H. Man Trust Fund Income: | | |
| Transfer Account | | 16,829.69 |
| Mutual Benefit Life Insurance: | | |
| Paid to Insurance Company | \$ 50,238.93 | |
| Payment to General Fund | 850.89 | 51,089.82 |
| North Burial Ground Perpetual Care Fund: | | |
| Purchase of Notes | | 60,985.93 |
| North Burial Ground Perpetual Care Fund Income: | | |
| Transfer Account | | 30,000.00 |
| Omnibus Crime Control and Safe Street Act of 1968: | | |
| Communication Equipment | | 5,084.00 |
| Pedestrian Shopping Mall Extensions and Additions: | | |
| Services Other Than Personal | \$ 2,032.16 | |
| Materials and Supplies | 1,308.43 | 3,340.59 |
| Gladys Potter Trust Fund: | | |
| Purchase of U. S. Treasury Notes | | 11,000.00 |
| Gladys Potter Trust Fund Income: | | |
| Payment to General Fund Revenue | | 660.00 |
| Providence Lodge #3 Fraternal Order of Police: | | |
| Payment to Fraternal Order of Police | \$ 4,625.00 | |
| Refund of Erroneous Deductions | 14.00 | 4,639.00 |
| Providence Municipal Employees' Credit Union: | | |
| Payment to Union | \$ 592,707.76 | |
| Refund of Erroneous Deductions | 56.00 | |
| Payment to General Account | 10,718.00 | 603,481.76 |
| Providence Permanent Firemen's Relief Association: | | |
| Paid to Association | \$ 25,078.75 | |
| Payment to General Fund | 472.50 | 25,551.25 |
| Providence Police Association: | | |
| Payment to Association | \$ 14,205.00 | |
| Refund of Erroneous Deductions | 4.00 | 14,209.00 |
| Providence Teachers Credit Union: | | |
| Payment to Union | \$ 760,711.76 | |
| Refund of Erroneous Deductions | 3,473.85 | |
| Payment to General Account | 85.50 | 764,271.11 |
| Real Estate Sales Proceeds—General: | | |
| Transfer Account | \$ 53,413.72 | |
| Sale of Property Expense | 2,201.50 | 55,615.22 |

Schedule G-1b—Continued

TRUST AND SPECIAL FUNDS

DETAILS OF EXPENDITURES

For the Fiscal Year Ended September 30, 1969

| | | |
|---|-----------------|--------------|
| Reserve for Social Security Taxes: | | |
| Paid to State of Rhode Island | \$ 1,321,060.90 | |
| Transfer to General Fund | 10,370.95 | |
| Refund of Erroneous Deductions | 3,828.92 | |
| Refund of Maximum Amounts | 639.37 | |
| Refund of Exempt Employees | 51.22 | |
| Payment to General Account | 12,149.16 | 1,348,100.52 |
| R.I. M-1 Demolition Program in Upper South Providence: | | |
| Demolition of Buildings | | 11,648.00 |
| Roger Williams Park—C. H. Smith—Unallocated Income Account: | | |
| Payments to Revolving Fund | | 35,000.00 |
| Charles H. Smith Trust Fund: | | |
| Purchase of U. S. Treasury Notes | | 1,000.00 |
| City of Providence Trustee u/w of Charles H. Smith: | | |
| Personal Services | \$ 2,137.16 | |
| Services Other Than Personal | 2,124.12 | |
| Materials and Supplies | 303.58 | |
| Special Items | 2,467.24 | |
| Transfer to Charles H. Smith Unallocated Income Account | 35,000.00 | 42,032.10 |
| City of Providence Trustee u/w of Charles H. Smith Real Estate Sales Proceeds | | |
| Condemnation: | | |
| Purchase of Certificates of Deposit | | 109,200.00 |
| City of Providence Trustee u/w of Charles H. Smith: | | |
| Real Estate Sales Proceeds—Superior Court: | | |
| Purchase of Certificates of Deposit | | 654,000.00 |
| State of Rhode Island Real Estate Conveyance Tax: | | |
| Tax Remittance to State of Rhode Island | \$ 60,185.70 | |
| Tax Commission—City of Providence | 6,018.55 | 66,204.25 |
| State Sales Tax—Water: | | |
| Payment to State of Rhode Island | \$ 118,438.34 | |
| Refund of Erroneous Receipts | 32.36 | 118,470.70 |
| Summertime Program Payroll Transfer Fund: | | |
| Payment to Transfer Fund | | 7,683.86 |
| Tax Sheltered Annuities Lincoln National Life Insurance Company: | | |
| Payment to Insurance Company | | 3,485.00 |
| Tax Sheltered Annuities—John Hancock Mutual Life Insurance Company: | | |
| Payment to Insurance Company | \$ 9,833.59 | |
| Refund of Erroneous Deductions | 35.00 | 9,868.59 |
| Tax Sheltered Annuities—Metropolitan Life Insurance Company: | | |
| Payment to Insurance Company | \$ 72,100.76 | |
| Payment to General Account | 47.50 | |
| Refund Erroneous Deductions | 325.00 | 72,473.26 |
| Tax Sheltered Annuities—Northwestern Mutual Life Insurance Company: | | |
| Payment to Insurance Company | \$ 27,646.02 | |
| Refund Erroneous Deductions | 716.00 | |
| Payment to General Account | 44.30 | 28,406.32 |
| Tax Sheltered Annuities—Phoenix Mutual Life Insurance Company: | | |
| Payment to Insurance Company | \$ 14,306.16 | |
| Refund Erroneous Deductions | 60.00 | |
| Payment to General Account | 18.75 | 14,384.91 |
| Tillinghast Donation Trust Fund Income: | | |
| Payment to General Fund | | 8.73 |
| Samuel H. Tingley Trust Fund: | | |
| Purchase of U. S. Treasury Notes | \$ 7,000.00 | |
| Purchase of Notes | 39,992.00 | 46,992.00 |

TRUST AND SPECIAL FUNDS

DETAILS OF EXPENDITURES

For the Fiscal Year Ended September 30, 1969

| | | |
|---|---------------|------------------------|
| Samuel H. Tingley Trust Fund Income: | | |
| Payment to General Fund | | 5,467.15 |
| Unclaimed Estates Income: | | |
| Investment Interest | | 292.92 |
| United Fund Incorporated: | | |
| Payment to United Fund | \$ 17,335.11 | |
| Payment to General Fund | 258.84 | |
| Refund Erroneous Deductions | 50.87 | 17,644.82 |
| Valley View Housing Reserve: | | |
| Purchase of Certificates of Deposit | \$ 385,000.00 | |
| Purchase of Notes | 59,987.95 | 444,987.95 |
| Emmeline Owen Vinton Fund Income: | | |
| Awards | | 40.00 |
| Frederick Arnold Vinton M.D. Fund Income: | | |
| Awards | | 30.00 |
| Weybosset Hill Land Rental Account: | | |
| Payment of Rent | | 696.00 |
| City of Providence Zoning Study Urban Planning Project R.I. P-17-G: | | |
| Payment of Unexpended Grants | | 3,554.48 |
| Water Depreciation and Extension Fund: | | |
| Payment to Capital Fund | \$ 43,000.00 | |
| Purchase of Certificates of Deposit | 4,227,000.00 | |
| Purchase of Repurchase Agreements | 500,000.00 | |
| Purchase of Commercial Paper | 849,660.00 | 5,619,660.00 |
| New Water Main Account: | | |
| Installation of Water Mains | \$ 10,384.98 | |
| Removal of Rock | 138.75 | 10,523.73 |
| Water Improvement Plans and Specifications Deposit Account: | | |
| Plans and Specifications | | 50.00 |
| Total Expenditures | | \$36,944,781.36 |
| | | Exhibit G-1 |

SECTION VI

Revolving Funds

REVOLVING FUNDS

BALANCE SHEET

As of September 30, 1969

| | Cash | Accounts Receivable and Due from Other Funds | Inven- tories | Fixed Assets | Total Assets | Accounts Payable | Due to Other Funds | Revenue Available When Collected | Net Resources | Total Liabilities and Resources |
|--|--------------|--|------------------|-----------------|-----------------|---------------------|--------------------------|---|------------------|--|
| Public Works Revolving Funds: | | | | | | | | | | |
| Stores | \$ 63,062.66 | \$ 87,383.31 | \$124,848.34 | | \$275,294.31 | \$ 66,810.22 | \$111,484.09 | | \$ 97,000.00 | \$275,294.31 |
| Equipment | 18,614.49 | 111,484.09 | | \$914,336.69 | 1,044,435.27 | | 21,000.00 | | 1,023,435.27 | 1,044,435.27 |
| Other Revolving Funds: | | | | | | | | | | |
| Stanford Research Institute — Civil Defense Study..... | 682.05 | | | | 682.05 | | | | 682.05 | 682.05 |
| Roger Williams Flat Water Service Account | 375.00 | | | | 375.00 | | 375.00 | | | 375.00 |
| Central Purchasing Revolving Fund | 26,423.46 | 51,350.21 | 10,040.77 | | 87,814.44 | 10,000.91 | | | 77,813.53 | 87,814.44 |
| Municipal Garage | 14,257.61 | 25,228.10 | 17,537.64 | | 57,023.35 | 13,400.78 | | | 43,622.57 | 57,023.35 |
| Civil Defense | 13,146.17 | | | | 13,146.17 | 1,448.75 | | | 11,697.42 | 13,146.17 |
| North Burial Ground..... | 19,981.26 | 1,544.24 | | | 21,525.50 | 2,398.54 | | \$ 1,544.24 | 17,582.72 | 21,525.50 |
| Providence Junior Police Camp Roger Williams Park — C. H. Smith Estate | 8,341.82 | | | | 8,341.82 | 4,183.58 | | | 4,158.24 | 8,341.82 |
| Mary Elizabeth Sharpe Tree Fund | 17,800.66 | | | | 17,800.66 | 1,035.31 | | | 16,765.35 | 17,800.66 |
| Mary Elizabeth Sharpe Parks Fund | 6,727.63 | | | | 6,727.63 | | | | 6,727.63 | 6,727.63 |
| Nellie Johnson Playground Fund | 515.44 | | | | 515.44 | 38.44 | | | 477.00 | 515.44 |
| Public School Estates..... | 3,132.99 | | | | 3,132.99 | | | | 3,132.99 | 3,132.99 |
| Providence Junior Fire Depart- ment | 5,117.39 | | | | 5,117.39 | 5,117.39 | | | | 5,117.39 |
| Water Stores | 3,189.11 | | | | 3,189.11 | | | | 3,189.11 | 3,189.11 |
| Providence Human Relations Commission | 25,030.65 | | | | 25,030.65 | | | | 25,030.65 | 25,030.65 |
| Betsy Williams Cottage Land- scaping | 8,372.74 | | | | 8,372.74 | | | | 8,372.74 | 8,372.74 |
| Blackstone Blvd. Plant Fund... | 104.64 | | | | 104.64 | | | | 104.64 | 104.64 |
| Roger Williams Park Zoo Fund | 363.40 | | | | 363.40 | | | | 363.40 | 363.40 |
| Food Stamp Program | 48.54 | | | | 48.54 | | | | 48.54 | 48.54 |
| Food Stamp Program Cash Change Fund | 25,352.73 | | | | 25,702.73 | 4,331.12 | | | 21,371.61 | 25,702.73 |
| Water Meter Conversion | 350.00 | | | | | | | | | |
| Totals | 39,437.11 | | | | 39,437.11 | | | | 39,437.11 | 39,437.11 |
| | \$300,427.55 | \$276,989.95 | \$152,426.75 | \$914,336.69 | \$1,644,180.94 | \$108,765.04 | \$132,859.09 | \$ 1,544.24 | \$1,401,012.57 | \$1,644,180.94 |
| | Exhibit H-1 | | | | Exhibit A | | | | | Exhibit A |

*Note: Total Cash includes \$350.00 for Food Stamp Program Cash Change Fund.

Exhibit H-1

REVOLVING FUNDS

SUMMARY OF CASH RECEIPTS AND DISBURSEMENTS

For the Fiscal Year Ended September 30, 1969

| | Balance Oct. 1, 1968 | Receipts | Total Available | Disbursements | Balance Sept. 30, 1969 |
|--|-------------------------|----------------|--------------------|----------------|---------------------------|
| Public Works Revolving Funds: | | | | | |
| Stores | \$ 43,733.91 | \$717,446.87 | \$761,180.78 | \$698,118.12 | \$ 63,062.66 |
| Equipment | 90,037.08 | 104,878.43 | 194,915.51 | 176,301.02 | 18,614.49 |
| Other Revolving Funds: | | | | | |
| Stanford Research Institute—Civil Defense Study..... | 682.05 | | 682.05 | | 682.05 |
| Roger Williams Plat Water Service Account..... | 375.00 | | 375.00 | | 375.00 |
| Central Purchasing Revolving Fund..... | 5,134.27 | 181,151.86 | 186,286.13 | 159,862.67 | 26,423.46 |
| Municipal Garage | 7,610.21 | 133,178.83 | 140,789.04 | 126,531.43 | 14,257.61 |
| Civil Defense | 7,680.98 | 7,644.00 | 15,324.98 | 2,178.81 | 13,146.17 |
| North Burial Ground..... | 19,100.91 | 95,451.26 | 114,552.17 | 94,570.91 | 19,981.26 |
| Providence Junior Police Camp..... | 765.43 | 30,938.36 | 31,703.79 | 23,361.97 | 8,341.82 |
| Roger Williams Park — C. H. Smith Estate..... | 4,908.08 | 35,005.22 | 39,913.30 | 22,112.64 | 17,800.66 |
| Mary Elizabeth Sharpe Parks Fund..... | 2,043.09 | | 2,043.09 | 1,527.65 | 515.44 |
| Mary Elizabeth Sharpe Tree Fund..... | 11,174.88 | 1,035.00 | 12,209.88 | 5,482.25 | 6,727.63 |
| Nellie Johnson Playground Fund..... | 3,132.99 | | 3,132.99 | | 3,132.99 |
| Public School Estates..... | 501.00 | 76,507.99 | 77,008.99 | 71,891.60 | 5,117.39 |
| Providence Human Relations Commission..... | 8,372.74 | | 8,372.74 | | 8,372.74 |
| Betsy Williams Cottage Landscaping..... | 254.64 | | 254.64 | 150.00 | 104.64 |
| Blackstone Blvd. Plant Fund..... | 63.40 | 300.00 | 363.40 | | 363.40 |
| Roger Williams Park Zoo Fund..... | 103.22 | | 103.22 | 54.68 | 48.54 |
| Water Stores | 36,162.17 | 74,110.71 | 110,272.88 | 85,242.23 | 25,030.65 |
| Water Meter Conversion | 24,511.86 | 57,655.00 | 82,166.86 | 42,729.75 | 39,437.11 |
| Food Stamp Programs | 17,640.88 | 67,768.94 | 85,409.82 | 60,057.09 | 25,352.73 |
| Providence Junior Fire Department..... | 2,911.89 | 3,000.00 | 5,911.89 | 2,722.78 | 3,189.11 |
| Totals | \$286,900.68 | \$1,586,072.47 | \$1,872,973.15 | \$1,572,895.60 | \$300,077.55 |

Schedule H-1a

Schedule H-1b

Exhibit H

REVOLVING FUNDS
DETAILS OF REVENUE CASH RECEIPTS
For the Fiscal Year Ended September 30, 1969

| | | |
|--|--------------|------------------------|
| Public Works Revolving Funds: | | |
| Stores | | \$ 717,446.87 |
| Equipment | | 104,878.43 |
| Other Revolving Funds: | | |
| Central Purchasing Revolving Fund: | | |
| Reimbursement for Supplies and Postage..... | | 181,151.86 |
| Municipal Garage: | | |
| Sale of Merchandise and Service..... | | 133,178.83 |
| Water Meter Conversion: | | |
| Sale of Registers and Receptacles | | 57,655.00 |
| North Burial Ground: | | |
| Tomb Rent | \$ 90.40 | |
| Transfer from Perpetual Care Fund Income..... | 30,000.00 | |
| House Rental | 582.00 | |
| Interments | 44,464.00 | |
| Sale of Lots..... | 12,699.69 | |
| Greenhouse Rental | 650.00 | |
| Certificates | 110.00 | |
| Sundries | 1,853.77 | |
| Improvements to Lots..... | 5,001.40 | 95,451.26 |
| Providence Junior Police Camp: | | |
| City Appropriation | \$ 30,872.00 | |
| Check Issued in Error—Redeposited..... | 41.36 | |
| Rebate of Advanced Insurance Premium..... | 25.00 | 30,938.36 |
| Roger Williams Park — C. H. Smith Estate: | | |
| Receipt from Trustees of C. H. Smith Estate..... | \$ 35,000.00 | |
| Reimbursement for Erroneous Charge..... | 5.22 | 35,005.22 |
| Public School Estates: | | |
| School Department — Repairs to Property..... | \$ 51,507.99 | |
| City Appropriation | 25,000.00 | 76,507.99 |
| Providence Civil Defense: | | |
| Federal Reimbursement—Replacement of Equipment | \$ 75.00 | |
| State of R.I. Reimbursement—Personnel and Administrative Expenses..... | 7,569.00 | 7,644.00 |
| Blackstone Blvd. Plant Fund: | | |
| Anonymous | | 300.00 |
| Mary Elizabeth Sharpe Tree Fund: | | |
| Dorothy G. Chafee..... | \$ 10.00 | |
| Hoey Funeral Home..... | 25.00 | |
| The Mary Dexter Fund, Inc..... | 1,000.00 | 1,035.00 |
| Providence Junior Fire Department: | | |
| The Sears Roebuck Foundation..... | | 3,000.00 |
| Water Stores: | | |
| Sale of Meters..... | | 74,110.71 |
| Food Stamp Program: | | |
| Received from Ebenezer Knight Dexter Trust Fund Income..... | | 67,768.94 |
| Total Revenue and Cash Receipts..... | | \$ 1,586,072.47 |

Exhibit H-1

REVOLVING FUNDS
STATEMENT OF EXPENDITURES
For the Fiscal Year Ended September 30, 1969

| | Personal Services | Services Other Than Personal | Materials and Supplies | Special Items | Structures and Equipment Outlay | Transfers to Other Revolving Funds | Transfers to General and Trust Funds | Total |
|---|----------------------|---------------------------------------|------------------------------|------------------|--|---|---|----------------|
| Public Works Revolving Funds: | | | | | | | | |
| Stores | \$136,812.50 | \$ 77,465.41 | \$408,318.68 | | | \$102,378.43 | | \$724,975.02 |
| Equipment | | | | | \$176,301.02 | | | 176,301.02 |
| Other Revolving Funds: | | | | | | | | |
| Central Purchasing Revolving Fund..... | 76,677.17 | 42,742.00 | 41,335.35 | 2,796.70 | 5,214.90 | | | 168,766.12 |
| Municipal Garage | 19,020.11 | 61,262.86 | 52,787.34 | | 58.80 | | | 133,129.11 |
| Civil Defense | | 2,823.20 | 9.36 | | 795.00 | | | 3,627.56 |
| North Burial Ground..... | 71,137.01 | 4,247.79 | 11,750.47 | 3,063.15 | 4,630.98 | | | 94,829.40 |
| Providence Junior Police Camp..... | 6,975.00 | 3,470.84 | 15,543.71 | 573.00 | 983.00 | | | 27,545.55 |
| Roger Williams Park — C. H. Smith Estate... | 5,256.01 | 3,320.98 | 13,834.54 | | | | | 22,411.53 |
| Mary Elizabeth Sharpe Parks Fund..... | | 112.40 | 1,245.79 | | | | | 1,358.19 |
| Mary Elizabeth Sharpe Tree Fund..... | | | 5,482.25 | | | | | 5,482.25 |
| Public School Estates..... | 50,000.00 | 21,891.60 | | | | | | 71,891.60 |
| Providence Junior Fire Department..... | | 1,852.18 | 870.60 | | | | | 2,722.78 |
| Betsy Williams Cottage Landscaping..... | | | 150.00 | | | | | 150.00 |
| Water Stores | 12,075.51 | 37.92 | 66,104.70 | | | | | 78,218.13 |
| Food Stamp Program..... | 33,365.00 | 26,033.94 | 280.94 | 3,890.67 | 125.00 | | | 63,695.55 |
| Roger Williams Park Zoo Fund..... | | 49.18 | | | | | | 49.18 |
| Water Meter Conversion | | 16.79 | 42,712.96 | | | | | 42,729.75 |
| Totals | \$411,318.31 | \$245,327.09 | \$660,426.69 | \$ 10,323.52 | \$188,108.70 | \$102,378.43 | | \$1,617,882.74 |

REVOLVING FUNDS

RECONCILIATION OF EXPENDITURES PER SCHEDULE H-1b WITH
DISBURSEMENTS PER EXHIBIT H-1

For the Fiscal Year Ended September 30, 1969

Total Expenditures per Schedule H-1b..... \$ 1,617,882.74

Add:

Expenditures for year 1967-1968 (Paid in year 1968-1969) Accounts Payable

See Schedule H-1c 1968 Report:

Public Works Revolving Funds:

Stores \$ 39,953.32

Other Revolving Funds:

Central Purchasing Revolving Fund..... 1,097.46

Municipal Garage 6,803.10

North Burial Ground..... 2,140.05

Roger Williams Park — C. H. Smith Estate 736.42

Mary Elizabeth Sharpe Parks Fund..... 207.90

Food Stamp Program..... 692.66

Water Stores 7,024.10

Roger Williams Park Zoo Fund..... 5.50

58,660.51

Total \$ 1,676,543.25

Deduct:

Expenditures for year 1968-1969 (Paid in year 1969-1970):

Public Works Revolving Fund:

Stores 66,810.22

Other Revolving Funds:

Central Purchasing Revolving Fund..... 10,000.91

Municipal Garage 13,400.78

North Burial Ground..... 2,398.54

Roger Williams Park — C. H. Smith Estate..... 1,035.31

Mary Elizabeth Sharpe Parks Fund..... 38.44

Food Stamp Program..... 4,331.12

Providence Civil Defense..... 1,448.75

Providence Junior Police Camp..... 4,183.58

103,647.65

Adjusted Revolving Fund Expenditures — Per Exhibit H-1..... \$ 1,572,895.60

Exhibit H-1

SECTION VII

Federal Programs Fund

Exhibit J

FEDERAL PROGRAMS FUND

BALANCE SHEET

September 30, 1969

| Assets | |
|--|------------------------|
| Cash | \$ 1,189,206.99 |
| Due from Federal Government..... | 1,306,441.44 |
| Due from City of Providence..... | 391,411.15 |
| Total Assets | \$ 2,887,059.58 |
| | |
| Liabilities, Reserves and Unencumbered Appropriations | |
| Due to Other Funds..... | \$ 303.70 |
| Reserve for Encumbrances..... | 851,941.13 |
| Unencumbered Appropriations | 2,034,814.75 |
| Total Liabilities, Reserves and Unencumbered Appropriations | \$ 2,887,059.58 |

Exhibit J-1

FEDERAL PROGRAMS FUND

APPROPRIATIONS, EXPENDITURES AND UNEXPENDED BALANCES

Through September 30, 1969

| | Appropriations | Disbursements | Encumbrances | Unexpended Balance |
|---|------------------------|------------------------|---------------------|------------------------|
| Title I ESEA (1965) | | | | |
| City of Providence, Title I ESEA (1965) East Side Planning Grant | \$ 2,000.00 | \$ 2,000.00 | | |
| City of Providence, Title I ESEA (1965) South Providence Planning Grant | 2,126.00 | 2,126.00 | | |
| City of Providence, Title I ESEA (1965) Focus South Providence, M.E.O. II | 89,656.00 | 89,634.71 | | \$ 21.29 |
| City of Providence, Title I ESEA (1965) Summer School Clinic | 17,714.00 | 17,616.32 | | 97.68 |
| City of Providence, Title I ESEA (1965) A.R.M. I | 148,182.00 | 143,950.80 | | 4,231.20 |
| City of Providence, Title I ESEA (1965) Industrial Arts Education Center I | 21,117.00 | 20,124.77 | | 992.23 |
| City of Providence, Title I ESEA (1965) Upward and Onward | 13,169.00 | 13,169.00 | | |
| City of Providence, Title I ESEA (1965) G.I.R.D. II | 94,583.00 | 94,058.15 | | 524.85 |
| City of Providence, Title I ESEA (1965) Summer Reading Project | 97,829.40 | 96,622.68 | | 1,206.72 |
| City of Providence, Title I ESEA (1965) S.P.R.E.A.D. I | 1,022,991.74 | 1,006,647.83 | | 16,343.91 |
| City of Providence, Title I ESEA (1965) A.R.M. IV | 104,667.00 | 100,822.20 | | 3,844.80 |
| City of Providence, Title I ESEA (1965) Project Awareness — Phase I | 6,703.00 | 5,475.72 | | 1,227.28 |
| City of Providence, Title I ESEA (1965) Industrial Arts Center III | 49,474.00 | 41,257.20 | | 8,216.80 |
| City of Providence, Title I ESEA (1965) Summer 68 | 220,404.00 | 210,661.84 | | 9,742.16 |
| City of Providence, Title I ESEA (1965) S.P.R.E.A.D. II | 1,133,086.13 | 1,094,698.79 | \$ 6,099.45 | 32,287.89 |
| City of Providence, Title I ESEA (1965) Reading II | 367,795.00 | 358,446.14 | | 9,348.86 |
| City of Providence, Title I ESEA (1965) Speech and Hearing II | 14,701.00 | 13,662.63 | | 1,038.37 |
| City of Providence, Title I ESEA (1965) School Clinic for Educationally and Emotionally Disadvantaged Children I | 65,176.00 | 55,985.25 | | 9,190.75 |
| City of Providence, Title I ESEA (1965) A.R.M. II | 279,271.45 | 279,271.45 | | |
| City of Providence, Title I ESEA (1965) H.E.P. | 121,808.00 | 119,220.87 | | 2,587.13 |
| City of Providence, Title I ESEA (1965) Focus on South Providence I | 171,242.37 | 171,242.37 | | |
| City of Providence, Title I ESEA (1965) G.I.R.D. I | 123,301.00 | 123,301.00 | | |
| City of Providence, Title I ESEA (1965) Industrial Arts Center II | 97,472.00 | 97,472.00 | | |
| City of Providence, Title I ESEA (1965) School Clinic for Educationally and Emotionally Disadvantaged Children II | 73,782.00 | 73,782.00 | | |
| City of Providence, Title I ESEA (1965) Speech and Hearing I | 50,361.00 | 50,361.00 | | |
| City of Providence, Title I ESEA (1965) Reading I | 525,067.04 | 501,969.83 | | 23,097.21 |
| City of Providence, Title I ESEA (1965) Special Education | 69,097.00 | 69,097.00 | | |
| City of Providence, Title I ESEA (1965) A.R.M. III | 226,626.03 | 226,626.03 | | |
| City of Providence, Title I ESEA (1965) S.P.R.E.A.D. II | 1,125,102.04 | 49,313.44 | 12,852.00 | 1,062,936.60 |
| City of Providence, Title I ESEA (1965) Summer 69 | 139,695.90 | 123,713.71 | 2,626.41 | 13,355.78 |
| Providence Police, Title I Community Service Officer Program | 109,213.64 | 14,648.39 | 3,394.71 | 91,170.54 |
| Total Title I ESEA (1965) | \$ 6,583,413.74 | \$ 5,266,979.12 | \$ 24,972.57 | \$ 1,291,462.05 |
| Title II ESEA (1965) | | | | |
| City of Providence, Title II ESEA (1965) Program III | \$ 74,259.00 | \$ 71,328.50 | | \$ 2,930.50 |
| City of Providence, Title II ESEA (1965) Program II | 76,256.00 | 74,239.56 | | 2,016.44 |
| City of Providence, Title II ESEA (1965) Elementary and Secondary Education Act | 77,651.00 | 77,651.00 | | |
| City of Providence, Title II ESEA Program IV | 43,495.90 | 2,821.87 | \$ 40,443.79 | 230.24 |
| Total Title II ESEA (1965) | \$ 271,661.90 | \$ 226,040.93 | \$ 40,443.79 | \$ 5,177.18 |
| Title III ESEA (1965) | | | | |
| City of Providence, Title III ESEA (1965) Education Laboratory Theatre I | \$ 470,153.00 | \$ 464,499.85 | | \$ 5,653.15 |
| City of Providence, Title III ESEA (1965) A.C.E. | 43,500.00 | 43,500.00 | | |
| City of Providence, Title III ESEA (1965) Education Laboratory Theatre II | 477,000.00 | 467,663.58 | | 9,336.42 |
| City of Providence, Title III ESEA (1965) Planning for Adult Education | 17,198.00 | 17,198.00 | | |
| City of Providence, Title III ESEA (1965) C.O.P.E. | 104,833.00 | 82,870.89 | | 21,962.11 |
| City of Providence, Title III ESEA (1965) A.R.I.S.E. I | 38,742.00 | 37,347.60 | | 1,394.40 |
| City of Providence, Title III ESEA (1965) Providence and Blackstone Valley Planning Proposal | 49,334.00 | 27,871.16 | | 21,462.84 |
| City of Providence, Title III ESEA (1965) Bridging the Gap | 23,502.00 | 16,722.62 | | 6,779.38 |
| City of Providence, Title III ESEA (1965) C.I.T.Y. | 21,986.00 | 19,956.94 | | 2,029.06 |
| City of Providence, Title III ESEA (1965) Feasibility I | 26,335.50 | 23,435.15 | | 2,900.35 |

Exhibit J-1—Continued

FEDERAL PROGRAMS FUND
APPROPRIATIONS, EXPENDITURES, AND UNEXPENDED BALANCES
Through September 30, 1969

| | Appropriations | Disbursements | Encumbrances | Unexpended Balance |
|--|------------------------|------------------------|---------------------|-----------------------|
| City of Providence, Title III ESEA (1965) Follow Through I .. | 43,278.00 | 32,382.39 | | 10,895.61 |
| City of Providence, Title III ESEA (1965) A.R.I.S.E. II | 57,980.28 | 56,334.15 | \$ 3.00 | 1,643.13 |
| City of Providence, Title III ESEA (1965) Curriculum Improve- ment in Elementary Science | 39,143.00 | 29,725.96 | | 9,417.04 |
| City of Providence, Title III ESEA (Rev. 1967) Blackstone Val- ley Cerebral Dysfunction Center | 185,191.00 | 123,701.79 | | 61,489.21 |
| City of Providence, Title III ESEA (1965) Bridging the Gap Social Studies | 29,500.00 | 20,597.01 | | 8,902.99 |
| City of Providence, Title III ESEA (Rev. 1967) Private School Summer Program | 27,669.00 | 25,199.83 | | 2,469.17 |
| City of Providence, Title III ESEA (1965) Follow Through Center II | 85,039.00 | 61,135.94 | 111.00 | 23,792.06 |
| City of Providence, Title III ESEA (Rev. 1967) Martin Luther King Cultural Center | 23,338.96 | 19,186.90 | 889.63 | 3,262.43 |
| City of Providence, Title III ESEA (Rev. 1967) Feasibility II | 25,815.00 | 22,877.30 | 136.03 | 2,801.67 |
| City of Providence, Title III ESEA (1965) Education Labora- tory Theatre III | 404,185.00 | 393,479.69 | 43.92 | 10,661.39 |
| City of Providence, Title III ESEA (1965) Follow Through II .. | 90,492.00 | 58,467.54 | 724.60 | 31,299.86 |
| City of Providence, Title III ESEA (1965) A.R.I.S.E. III | 57,991.31 | 23,784.34 | 881.44 | 33,325.53 |
| City of Providence, Title III ESEA (1965) Curriculum Improve- ment in Elementary Science | 38,597.00 | 12,985.19 | 1,629.68 | 23,982.13 |
| City of Providence, Title III ESEA (Rev. 1967) Blackstone Valley Cerebral Dysfunction Center II | 152,332.65 | 62,794.48 | 2,768.44 | 86,769.73 |
| City of Providence, Title III ESEA (1965) Follow Through Center II | 276,135.45 | 15,072.26 | 3,472.25 | 257,590.94 |
| City of Providence, Title III ESEA (1965) Bridging the Gap— Social Studies | 24,535.00 | | 1,262.05 | 23,272.95 |
| City of Providence, Title III ESEA (Rev. 1967) C.I.T.Y. III | 24,280.00 | 21,270.05 | 208.00 | 2,801.95 |
| City of Providence, Title III ESEA (Rev. 1967) Feasibility III | 26,468.60 | 713.88 | 4.10 | 25,750.62 |
| Total Title III ESEA (1965) | \$ 2,884,554.75 | \$ 2,180,774.49 | \$ 12,134.14 | \$ 691,646.12 |
| Title IV | | | | |
| City of Providence, Title IV (1964) C.R.A. | \$ 49,673.00 | \$ 43,871.35 | \$ 508.60 | \$ 5,293.05 |
| City of Providence, Title IV (1964) C.R.A. II | 44,112.83 | 11,304.28 | 64.00 | 32,744.55 |
| Total Title IV | \$ 93,785.83 | \$ 55,175.63 | \$ 572.60 | \$ 38,037.60 |
| Title VI | | | | |
| City of Providence, Title VI ESEA (1965) Project Identify | \$ 21,339.75 | \$ 18,393.18 | | \$ 2,946.57 |
| City of Providence, Title VI ESEA (1965) C.O.D.E. | 17,660.00 | 15,287.67 | \$ 1,045.01 | 1,327.32 |
| City of Providence, Title VI ESEA (1965) Teachers Aides | 6,000.00 | 374.20 | 425.00 | 5,200.80 |
| Total Title VI | \$ 44,999.75 | \$ 34,055.05 | \$ 1,470.01 | \$ 9,474.69 |
| Title VII | | | | |
| Providence School Department, Title VII Bilingual Education Program | \$ 110,000.00 | \$ 17,603.55 | \$ 11,680.83 | \$ 80,715.62 |
| Total Title VII | \$ 110,000.00 | \$ 17,603.55 | \$ 11,680.83 | \$ 80,715.62 |
| Progress for Providence, Inc.—Office of Economic Opportunity | | | | |
| City of Providence Federal Hill Drop-In Center I | \$ 30,411.80 | \$ 28,140.44 | | \$ 2,271.36 |
| City of Providence Smith Hill Drop-In Center I | 20,297.00 | 12,171.84 | | 8,125.16 |
| City of Providence West End Elmwood Drop-In Center I | 29,045.78 | 29,045.78 | | |
| City of Providence Federal Hill Drop-In Center II | 20,974.00 | 19,072.67 | | 1,901.33 |
| City of Providence West End Elmwood Drop-In Center II | 36,397.00 | 18,824.27 | | 17,572.73 |
| City of Providence Federal Hill Drop-In Center III | 31,287.00 | 4,237.01 | | 27,049.99 |
| Providence School Department Community Schools Program III .. | 187,967.91 | 187,967.91 | | |
| Providence School Department Community Schools Program IV .. | 299,189.67 | 299,189.67 | | |
| Providence School Department Community Schools Program V .. | 142,111.00 | 131,479.41 | | 10,631.59 |
| Providence School Department Community Schools Program VI .. | 333,355.55 | 260,919.68 | | 72,435.87 |
| Providence School Department Community Schools Program VII .. | 78,174.59 | 64,508.30 | | 13,666.29 |
| Providence School Department Community Schools Program VIII | 412,807.00 | 371,512.96 | \$ 1,069.08 | 40,224.96 |
| Providence School Department Pre-Kindergarten Program I | 387,990.89 | 266,687.78 | | 121,303.11 |
| Providence School Department Pre-Kindergarten Program II | 70,396.00 | 36,670.28 | | 33,725.72 |

FEDERAL PROGRAMS FUND

APPROPRIATIONS, EXPENDITURES, AND UNEXPENDED BALANCES

Through September 30, 1969

| | Appropriations | Disbursements | Encumbrances | Unexpended Balance |
|--|------------------------|------------------------|----------------------|------------------------|
| Providence School Department Pre-Kindergarten Program III .. | 339,991.00 | 304,902.35 | | 35,088.65 |
| Providence School Department Pre-Kindergarten Program IV .. | 299,632.00 | 275,104.91 | | 24,527.09 |
| Providence School Department—New Careers C.E.P..... | 122,520.00 | 55,080.64 | | 67,439.36 |
| Providence School Department, Community School Program IX.... | 275,314.96 | | | 275,314.96 |
| Total Progress for Providence, Inc.—Office of Economic Opportunity | \$ 3,117,863.15 | \$ 2,365,515.90 | \$ 1,069.08 | \$ 751,278.17 |
| Housing and Urban Development | | | | |
| City of Providence Urban Planning Project P-23..... | \$ 272,748.00 | \$ 271,926.76 | | \$ 821.24 |
| City of Providence New Careers..... | 82,730.00 | 79,537.87 | | 3,192.13 |
| City of Providence Code Enforcement Project R. I. E-1 | 1,153,990.00 | 628,504.64 | | 525,485.36 |
| City of Providence Redevelopment Projects Account..... | 4,830,737.45 | 4,650,671.45 | \$ 193.70 | 179,872.30 |
| City of Providence Model Cities Program | 320,986.85 | 249,365.86 | 139.15 | 71,481.84 |
| City of Providence, New Careers—Summer Program..... | 33,600.00 | 19,922.40 | | 13,677.60 |
| City of Providence, Project R.I. D-3, Urban Renewal Movie..... | 15,000.00 | 13,450.00 | | 1,550.00 |
| City of Providence, Model Cities Interim Assistance Program..... | 12,556.17 | 10,605.50 | 1,139.80 | 810.87 |
| Total Housing and Urban Development..... | \$ 6,722,348.47 | \$ 5,923,984.48 | \$ 1,472.65 | \$ 796,891.34 |
| U. S. Department of Health, Education and Welfare | | | | |
| City of Providence Elderly Multi-Purpose Center I..... | \$ 88,260.00 | \$ 67,445.43 | | \$ 20,814.57 |
| City of Providence Elderly Multi-Purpose Center II..... | 61,826.00 | 54,163.40 | | 7,662.60 |
| City of Providence Elderly Multi-Purpose Center III..... | 66,855.00 | 48,693.99 | \$ 65.20 | 18,095.81 |
| National Teacher Corps V BHEA (1965) I..... | 159,254.00 | 128,956.08 | | 30,297.92 |
| National Teacher Corps V BHEA (1965) II..... | 122,030.00 | 105,909.96 | | 16,120.04 |
| Total U. S. Department of Health, Education and Welfare | \$ 498,225.00 | \$ 405,168.86 | \$ 65.20 | \$ 92,990.94 |
| U. S. Department of Labor | | | | |
| City of Providence Neighborhood Youth Program III | \$ 175,069.00 | \$ 170,574.86 | | \$ 4,494.14 |
| Providence School Department Neighborhood Youth Program III .. | 815,397.50 | 814,637.50 | | 760.00 |
| City of Providence Neighborhood Youth Program IV | 473,450.00 | 421,308.19 | | 52,141.81 |
| Providence School Department Neighborhood Youth Program IV .. | 1,175,830.00 | 829,732.84 | | 346,097.16 |
| City of Providence Senior Aides | 200,582.00 | 115,094.47 | | 85,487.53 |
| Providence School Department — Bureau of Work Program, M.D.T.A. | 89,840.00 | 70,490.56 | | 19,349.44 |
| City of Providence Human Relations Commission, Contract Compliance | 8,994.00 | 8,992.88 | | 1.12 |
| City of Providence Human Relations Commission, Rumor Control.. | 1,572.30 | 1,500.00 | | 72.30 |
| Providence School Department—Bureau of Work Program, M.D.T.A. II | 18,590.00 | 10,281.28 | | 8,308.72 |
| Total U. S. Department of Labor..... | \$ 2,959,324.80 | \$ 2,442,612.58 | | \$ 516,712.22 |
| Economic Development Administration | | | | |
| City of Providence Supplemental Tunnel and Aqueduct | \$16,888,000.00 | \$15,632,735.06 | \$ 758,060.26 | \$ 497,204.68 |
| Total Economic Development Administration..... | \$16,888,000.00 | \$15,632,735.06 | \$ 758,060.26 | \$ 497,204.68 |
| Total Appropriations, Disbursements, Encumbrances and Unex- pended Balances | \$40,174,177.39 | \$34,550,645.65 | \$ 851,941.13 | \$ 4,771,590.61 |

PART II

Statistical Information

NOTE—Tables 1, 2 and 3 present Real Estate and Personal Property data in compliance with the provisions of Section 85, Chapter 2, Revised Ordinances of 1946. The Real Estate Tables—numbers 1 and 2—were prepared by the City Engineer's office based on the records of that department, while Table 3—showing summaries of inventories of Personal Property is based on information furnished by the Inventory Division of the Purchasing Department with the one exception of Schools, which was furnished by the School Department.

Table 1

REAL ESTATE

SUMMARY OF REAL ESTATE

| | Area Square Feet | Assessor's Valuation* | | |
|---|------------------------|------------------------|----------------------------------|------------------------|
| | | Land | Buildings and Improvements | Total |
| Parks and Playgrounds | 42,135,953 | \$ 6,167,340.00 | \$ 2,558,050.00 | \$ 8,725,390.00 |
| Miscellaneous Public Buildings | 12,665,354 | 5,573,360.00 | 5,379,710.00 | 10,953,070.00 |
| Miscellaneous Real Estate | 1,713,046 | 1,390,183.00 | 2,319,990.00 | 3,710,173.00 |
| Public Schools | 6,818,412 | 2,705,430.00 | 28,759,600.00 | 31,465,030.00 |
| Fire Stations | 292,643 | 236,680.00 | 2,571,410.00 | 2,808,090.00 |
| Police Stations | 26,420 | 4,870.00 | 167,750.00 | 172,620.00 |
| Real Estate Acquired at Tax Sale | 1,053,167 | 212,063.00 | 214,040.00 | 426,103.00 |
| Water Works | 673,933,175 | 1,480,973.00 | 10,714,877.00 | 12,195,850.00 |
| Total Other Than Trust Funds | 738,638,170 | \$17,770,899.00 | \$52,685,427.00 | \$70,456,326.00 |
| Held by Trust Funds: | | | | |
| Dexter Donation | 488,950 | 151,470.00 | | 151,470.00 |
| Charles H. Smith Estate | 29,403 | 5,174.00 | 3,610.00 | 8,784.00 |
| Total Trust Funds | 518,353 | 156,644.00 | 3,610.00 | 160,254.00 |
| TOTAL | 739,156,523 | \$17,927,543.00 | \$52,689,037.00 | \$70,616,580.00 |

*Assessor's Valuations as of December 1969.

Table 1—Continued

116

REAL ESTATE **PUBLIC PARKS AND PLAYGROUNDS**

| No. | NAME | AREA | | ASSESSOR'S VALUATION | | |
|-----|---|------------|-----------|----------------------|-----------------------------|--------------|
| | | Sq. Ft. | Acres | Land | Buildings and Improve-ments | Total |
| 1 | Roger Williams Square, Gano, Power, Roger and Williams Streets..... | †40,000 | .91827 | \$ 10,110.00 | | \$ 10,110.00 |
| 3 | Washington Square, Tockwotton, Benefit and Traverse Streets..... | †24,016 | .55133 | 11,260.00 | | 11,260.00 |
| 4 | Playground, Sharon and Smith Streets | †88,379 | 2.02890 | 29,170.00 | | 29,170.00 |
| 5 | Fenner Park, Governor Street | †2,954 | .06781 | 1,810.00 | | 1,810.00 |
| 6 | Blackstone Park (includes River Road) | 1,975,416 | 45.34931 | 530,360.00 | | 530,360.00 |
| 7 | Blackstone Boulevard Parkway | 845,500 | 19.41001 | | | |
| 8 | Park at Junction of Summit Avenue and Brewster Street | †1,949 | .04474 | 1,060.00 | | 1,060.00 |
| 9 | Prospect Terrace, Congdon and Wheaton Streets | 88,399 | 2.02936 | 30,730.00 | | 30,730.00 |
| 10 | New Playground Site, New York Avenue | 120,000* | 2.75482 | 18,000.00 | | 18,000.00 |
| 11 | Gladys Potter Garden, Humboldt Avenue at Elton Street | †53,748 | 1.23389 | 25,030.00 | | 25,030.00 |
| 12 | Tockwotton Park Swimming Pool and Bldg. | | | | \$ 51,400.00 | 51,400.00 |
| 13 | Park between Collyer Street and the Moshassuck River | 281,805 | 6.46935 | 17,840.00 | | 17,840.00 |
| 15 | Admiral Hopkins Square, Branch Avenue at Charles Street | †48,369 | 1.11040 | 32,210.00 | | 32,210.00 |
| 16 | Hopkins Park, Admiral Street | 321,088 | 7.37117 | 146,140.00 | 4,620.00 | 150,760.00 |
| 17 | Playground on Shiloh Street | 201,778 | 4.63218 | 2,680.00 | 11,000.00 | 13,680.00 |
| 18 | Park and Playground, Hawkins, Ascham and McMillan Streets | †75,011 | 1.72202 | 12,000.00 | 9,000.00 | 21,000.00 |
| 21 | The Abbott Park, Weybosset Street | 7,800 | .17906 | 54,600.00 | | 54,600.00 |
| 22 | Sayles Street Playground Site | 94,326 | 2.16542 | 28,300.00 | 85,090.00 | 113,390.00 |
| 23 | Willard Center Playground, Pilgrim and Staniford Streets | 354,512 | 8.13847 | 237,520.00 | | 237,520.00 |
| 24 | Playground Site and Jewish Community Center Bldg. | 70,829 | 1.62601 | 37,690.00 | 100,000.00 | 137,690.00 |
| 25 | Public Gardens (Parking Lot) | 257,408 | 5.90927 | 566,300.00 | | 566,300.00 |
| 26 | City Hall Park, Exchange Place | 111,879 | 2.56839 | 1,519,760.00 | | 1,519,760.00 |
| 28 | Playground, Somerset, Dudley and Tanner Streets and Prairie Avenue | †83,061 | 1.90682 | 28,300.00 | 150,000.00 | 178,300.00 |
| 30 | Park and Playground on Richardson Street | 139,039 | 3.19189 | 36,970.00 | 8,800.00 | 45,770.00 |
| 31 | Columbus Park, Reservoir Avenue at Elmwood Avenue | †9,107 | .20907 | 12,130.00 | | 12,130.00 |
| 32 | Roger Williams Park, Broad Street, Elmwood and Park Avenues | 18,557,093 | 426.01223 | 1,097,350.00 | 881,000.00 | 1,978,350.00 |
| 33 | Mashapaug Pond (Potter Factory Lot) | 3,515 | .08070 | 230.00 | | 230.00 |
| 34 | Columbia Park, Vermont Avenue | †69,611 | 1.59805 | 11,200.00 | 9,000.00 | 20,200.00 |
| 35 | Lieutenant George E. Dillon Memorial Park, Bucklin and Dexter Streets | †308,744 | 7.08779 | 123,500.00 | 19,450.00 | 142,950.00 |
| 36 | Sergeant John W. Major Memorial Park, Ellery Street | †32,054 | .73585 | 8,300.00 | | 8,300.00 |
| 37 | Playground on Wallace and Clarence Streets | 40,036 | .91909 | 8,380.00 | 9,000.00 | 17,380.00 |
| 38 | Edward Walter Forsys Memorial Playground, Sterling Avenue | †147,631 | 3.38914 | 22,150.00 | | 22,150.00 |
| 39 | Playground, Laurel Hill Avenue | †110,154 | 2.52879 | 21,970.00 | 8,630.00 | 30,600.00 |
| 40 | Neutoconkanut Hill Park, Plainfield Street and Sunset Avenue | 3,016,273 | 69.24412 | 176,110.00 | 87,020.00 | 263,130.00 |
| 41 | The King Park, Plainfield Street | 700,518 | 16.08168 | 38,620.00 | | 38,620.00 |
| 42 | Corporal Thomas P. Conlon, Jr. Memorial Park, Messer Street | 86,113 | 1.97688 | 28,620.00 | | 28,620.00 |
| 43 | Playground, Ridge, Almy, Penn and Tell Streets | †27,579 | .63313 | 8,030.00 | 7,040.00 | 15,070.00 |
| 44 | Arnold Square, River Avenue at Regent Avenue | †38,931 | .89373 | 8,800.00 | | 8,800.00 |
| 45 | Davis Park (100 ft. reserved strip on west side Raymond Street) | 111,054 | 2.54944 | 14,760.00 | | 14,760.00 |
| 46 | Pleasant Valley Parkway | 785,429 | 18.05393 | 148,670.00 | | 148,670.00 |
| 49 | Narragansett Avenue Playground | 195,136 | 4.47970 | 35,120.00 | | 35,120.00 |
| 50 | Playground on Roanoke Street and Mount Pleasant Avenue | 156,705 | 3.59745 | 41,680.00 | 30,000.00 | 71,680.00 |
| 51 | Playground on Elmgrove Avenue and Sessions Street | 39,852 | .91487 | 21,120.00 | | 21,120.00 |
| 52 | Obadiah Brown Playground, Chalkstone Avenue | †410,910 | 9.43319 | 18,480.00 | 25,000.00 | 43,480.00 |
| 53 | The Triggs Memorial Park, Chalkstone Avenue | 6,799,429 | 156.09341 | 360,440.00 | | 360,440.00 |
| 54 | Triggs Memorial Golf Club House, Chalkstone Avenue | 18,400 | .42240 | 3,540.00 | 101,100.00 | 104,740.00 |

CITY OF PROVIDENCE

| | | | | | | |
|---|---|-------------------|------------------|------------------------|------------------------|------------------------|
| 55 | Playground on Barstow, Valley, Cutler Streets and Woonasquatucket River | †210,878 | 4.84109 | 56,100.00 | 11,000.00 | 67,100.00 |
| 56 | Patrick A. Cunningham Memorial Park, Smith Street at Sharon Street | 38,660 | .88751 | 15,430.00 | 600.00 | 16,030.00 |
| 57 | Constance Witherby Park, Waterman and Pitman Streets | 72,658 | 1.66800 | 18,100.00 | | 18,100.00 |
| 59 | Playground on Gesler and Tell Streets | †63,937 | 1.46779 | 17,960.00 | 150,000.00 | 167,960.00 |
| 61 | The Alexander Farnum Lippitt Memorial Park, Hope Street and Blackstone Blvd.... | †260,960 | 5.99081 | 121,080.00 | | 121,080.00 |
| 63 | Gabriel Bernon Park, North Main Street | 8,457 | .19414 | 13,830.00 | | 13,830.00 |
| 64 | Park at Camp and Cypress Streets | 100,260 | 2.30165 | 31,730.00 | 2,500.00 | 34,230.00 |
| 65 | Wanskuck Park, Woodward Road | 1,083,447 | 24.87251 | 71,270.00 | 16,000.00 | 87,270.00 |
| 66 | Fox Point Veterans Memorial Park, Gano Street | 187,981 | 4.31544 | 29,840.00 | 12,000.00 | 41,840.00 |
| 69 | Sackett Street Playground | 93,500 | 2.14646 | 25,140.00 | | 25,140.00 |
| 70 | Danforth Street Recreation Area | 263,828 | 6.05666 | 79,140.00 | 747,800.00 | 826,940.00 |
| 71 | Merino Park, Hartford Avenue | 817,927 | 18.77702 | 43,480.00 | 7,000.00 | 50,480.00 |
| 72 | Metcalf Field, Hawkins Street | 495,038 | 11.36450 | 24,760.00 | | 24,760.00 |
| 73 | Fort Nathanael Greene (Narragansett, R.I.) | 1,409,602 | 32.36000 | 20,900.00 | 14,000.00 | 34,900.00 |
| 74 | John Hope Playground | 76,280 | 1.75115 | 11,440.00 | | 11,440.00 |
| Total—Public Parks and Playgrounds | | 42,135,953 | 967.30826 | \$ 6,167,340.00 | \$ 2,558,050.00 | \$ 8,725,390.00 |

†Actual survey by City Engineers.

REAL ESTATE
MISCELLANEOUS PUBLIC BUILDINGS

| No. | NAME | AREA Sq. Ft. | ASSESSOR'S VALUATION | | |
|-------------------------|--|-----------------|----------------------|-----------------|-----------------|
| | | | Land | Buildings | Total |
| 1 | City Hall | †32,078 | \$ 1,426,480.00 | \$ 1,040,000.00 | \$ 2,466,480.00 |
| 2 | Estate at Fields Point and Washington Park | 7,811,392 | 2,466,630.00 | 4,189,340.00 | 6,655,970.00 |
| 3 | The North Burial Ground | 4,798,942 | 1,665,730.00 | 71,600.00 | 1,737,330.00 |
| COMFORT STATIONS | | | | | |
| 1 | Weybosset Street | | | 23,400.00 | 23,400.00 |
| 2 | Exchange Place | | | 26,000.00 | 26,000.00 |
| BATH HOUSE | | | | | |
| 1 | Franklin Square, Atwells Avenue | 22,942 | 14,520.00 | 29,370.00 | 43,890.00 |
| Totals | | 12,665,354 | \$ 5,573,360.00 | \$ 5,379,710.00 | \$10,953,070.00 |

†Actual survey by City Engineers.

Table 1—Continued

REAL ESTATE

MISCELLANEOUS REAL ESTATE

| Assessor's | | Location | Area, square feet | ASSESSOR'S VALUATION | | |
|-------------|------------|--|-------------------------|----------------------|--------------------------|-------|
| Plat No. | Lot No. | | | Land | Buildings | Total |
| First Ward | | | | | | |
| 12 | 29 | So. Water- So. Main Streets (Hall of Records site) | 11,622 | \$ 66,900.00 | \$ 66,900.00 | |
| 12 | 31 | So. Water-South Main Streets | 3,484 | 19,740.00 | 19,740.00 | |
| 14 | 566 | Rear of Gano Street (near Railroad Tunnel) | 122,294 | 20,000.00 | 20,000.00 | |
| 15 | 4 | East River Street | 2,158 | 960.00 | \$ 120.00 1,080.00 | |
| 15 | 5 | East River Street | 4,854 | 1,540.00 | 600.00 2,140.00 | |
| 15 | 6 | East River Street | 30,205 | 8,160.00 | 8,160.00 | |
| 15 | 9 | East River Street | 1,452 | 480.00 | 480.00 | |
| 15 | 10 | East River Street | 648 | 530.00 | 530.00 | |
| 15 | 340 | Waterman St. (north side), Red Bridge (west end) | 1,699 | 1,520.00 | 3,120.00 4,640.00 | |
| 15 | 341 | Waterman St. (south side), Red Bridge (west end) | 1,864 | 1,140.00 | 4,000.00 5,140.00 | |
| 15 | 372 | East River Street (water area) | 6,452 | 1,300.00 | 1,300.00 | |
| 15 | 456 | Rear of Gano Street to Seekonk River | 76,647 | 7,660.00 | 7,660.00 | |
| 15 | 457 | Rear Gano Street (Seekonk River) | 900 | 100.00 | 100.00 | |
| 16 | 32 | South Main Street | 3,929 | 3,680.00 | 15,600.00 19,280.00 | |
| 16 | 312 | Arnold Street at Brook Street | 17,753 | 6,520.00 | 6,520.00 | |
| 17 | 2 | Wickenden Street | | | 57,100.00 57,100.00 | |
| 18 | 16 | South Water Street | 72,616 | 72,620.00 | 72,620.00 | |
| 18 | 91 | Tockwotton Street | 30,180 | 30,180.00 | 30,180.00 | |
| 18 | 337 | Tockwotton Street | 15,091 | 15,090.00 | 15,090.00 | |
| Total | | | 403,848 | \$ 258,120.00 | \$ 80,540.00 338,660.00 | |
| Second Ward | | | | | | |
| 8 | 155 | Hope and Montague Streets | 20,560 | \$ 11,150.00 | \$ 27,720.00 38,870.00 | |
| 10 | 302 | Thayer and Meetings Streets | 12,380 | 51,210.00 | 51,210.00 | |
| 11 | 52 | Hope Street High | 49,300 | 25,140.00 | 259,200.00 284,340.00 | |
| Total | | | 82,240 | \$ 87,500.00 | \$ 286,920.00 374,420.00 | |
| Third Ward | | | | | | |
| 2 | 254 | Printery Street | 2,053 | \$ 960.00 | \$ 960.00 | |
| 2 | 608 | Industrial Drive | 16,537 | 4,960.00 | 4,960.00 | |
| 5 | 163 | Knowles Street and Duncan Avenue | 247 | 110.00 | 110.00 | |
| 5 | 198 | Grand View Street cor. Knowles Street | 4,295 | 980.00 | 980.00 | |
| 5 | 458 | Cypress Street | 4,456 | 1,320.00 | 1,320.00 | |
| 5 | 459 | Cypress Street | 4,449 | 1,320.00 | 1,320.00 | |
| 5 | 460 | Cypress Street | 4,431 | 1,320.00 | 1,320.00 | |
| 5 | 461 | Cypress Street | 4,405 | 1,320.00 | 1,320.00 | |
| 8 | 96 | 196 Howell Street | 3,200 | 850.00 | 850.00 | |
| 8 | 198 | 16 Padelford Street | 4,295 | 610.00 | 610.00 | |
| 8 | 199 | 15 Padelford Street | 3,412 | 640.00 | 640.00 | |
| 8 | 313 | 8-12 Alpin Court | 2,996 | 450.00 | 450.00 | |
| 9 | 168 | Benefit Street | 23,391 | 8,410.00 | \$ 42,240.00 50,650.00 | |
| Total | | | 78,167 | \$ 23,250.00 | \$ 42,240.00 65,490.00 | |
| Fourth Ward | | | | | | |
| 2 | 8 | Randall Street | 113 | \$ 170.00 | \$ 170.00 | |
| 3 | 104 | Black and Orms Streets | 9,521 | 2,580.00 | 2,580.00 | |
| 76 | 480 | Admiral Street | 4,500 | 880.00 | 880.00 | |
| 79 | 663 | Lubec Street | 5,120 | 1,460.00 | 1,460.00 | |
| 97 | 234 | Robin Brook Sewer | 15,979 | 1,120.00 | 1,120.00 | |
| 97 | 304 | Robin Brook Sewer | 22,114 | 1,540.00 | 1,540.00 | |
| 97 | 449 | Robin Brook Sewer | 28,736 | 2,020.00 | 2,020.00 | |
| 97 | 518 | Robin Brook Sewer | 22 | 1.00 | 1.00 | |
| 97 | 519 | Robin Brook Sewer | 33 | 2.00 | 2.00 | |
| 97 | 522 | Robin Brook Sewer | 12,145 | 840.00 | 840.00 | |
| 97 | 523 | Robin Brook Sewer | 11,422 | 810.00 | 810.00 | |
| 98 | 63 | Robin Brook Sewer | 10,339 | 2,520.00 | 2,520.00 | |
| 98 | 233 | Robin Brook Sewer | 50,389 | 2,130.00 | 2,130.00 | |
| Total | | | 170,433 | \$ 16,073.00 | \$ 16,073.00 | |

Table 1—Continued

REAL ESTATE

MISCELLANEOUS REAL ESTATE

| Assessor's | | Location | Area, square feet | ASSESSOR'S VALUATION | | |
|--------------|------------|---|-------------------------|----------------------|--------------|---------------|
| Plat No. | Lot No. | | | Land | Buildings | Total |
| Fifth Ward | | | | | | |
| 27 | 10 | Valley Street | 3,544 | \$ 1,990.00 | | \$ 1,990.00 |
| 65 | 365 | Huron Street | 62 | 110.00 | | 110.00 |
| 116 | 255 | Whitford Avenue | 2,500 | 610.00 | | 610.00 |
| 122 | 10 | Powder Mill Road | 3,321 | 1,200.00 | | 1,200.00 |
| 122 | 11 | Powder Mill Road | 3,567 | 1,250.00 | | 1,250.00 |
| 124 | 378 | Admiral Street | 3,541 | 820.00 | | 820.00 |
| 124 | 379 | Admiral Street | 3,188 | 820.00 | | 820.00 |
| 124 | 380 | Gentian Avenue | 5,513 | 2,020.00 | | 2,020.00 |
| Total | | | 25,236 | \$ 8,820.00 | | \$ 8,820.00 |
| Sixth Ward | | | | | | |
| 34 | 4 | Manton Avenue | 3,741 | \$ 110.00 | | \$ 110.00 |
| 34 | 21 | Manton Avenue | 6,543 | 840.00 | | 840.00 |
| 34 | 192 | Manton Avenue | 24,179 | 670.00 | | 670.00 |
| 34 | 304 | Manton Avenue | 6,253 | 700.00 | | 700.00 |
| 34 | 314 | Manton Avenue | 24,075 | 670.00 | | 670.00 |
| 34 | 319 | Manton Avenue | 26,942 | 760.00 | | 760.00 |
| 34 | 330 | Manton Avenue | 4,934 | 560.00 | | 560.00 |
| 34 | 331 | Manton Avenue | 3,138 | 360.00 | | 360.00 |
| 34 | 332 | Manton Avenue | 2,941 | 340.00 | | 340.00 |
| 34 | 333 | Manton Avenue | 3,708 | 420.00 | | 420.00 |
| 62 | 57 | Putnam Street | 26,327 | 8,750.00 | \$ 32,000.00 | 40,750.00 |
| 62 | 103 | Barstow and Bowdoin Streets | 540 | 160.00 | | 160.00 |
| 62 | 242 | Barstow Street | 3,325 | 530.00 | | 530.00 |
| 62 | 392 | Chaffee Street | 10,157 | 2,050.00 | 35,000.00 | 37,050.00 |
| 63 | 105 | 24 Hannah Street..... | 3,200 | 720.00 | | 720.00 |
| 129 | 239 | Gallileo Avenue | 7,366 | 220.00 | | 220.00 |
| 129 | 240 | Gallileo Avenue | 7,088 | 210.00 | | 210.00 |
| 129 | 241 | Gallileo Avenue | 7,684 | 230.00 | | 230.00 |
| 129 | 242 | Gallileo Avenue | 6,480 | 190.00 | | 190.00 |
| Total | | | 178,621 | \$ 18,490.00 | \$ 67,000.00 | \$ 85,490.00 |
| Seventh Ward | | | | | | |
| 37 | 794 | Governor Dennis J. Roberts Expressway | 12,148 | \$ 1,340.00 | | \$ 1,340.00 |
| 108 | 288 | Pocasset Avenue | 5,000 | 1,330.00 | | 1,330.00 |
| 108 | 330 | Roosevelt Street | 5,000 | 1,330.00 | | 1,330.00 |
| 108 | 483 | Pocasset Avenue | 10,710 | 6,860.00 | 31,200.00 | 38,060.00 |
| 110 | 1 | Daniel Avenue | 51,219 | 14,200.00 | 9,120.00 | 23,320.00 |
| Total | | | 84,077 | \$ 25,060.00 | \$ 40,320.00 | \$ 65,380.00 |
| Eighth Ward | | | | | | |
| 30 | 309 | Warren Street | 15,211 | \$ 6,840.00 | \$ 9,000.00 | \$ 15,840.00 |
| 31 | 205 | 37 Diamond Street..... | 3,600 | 740.00 | | 740.00 |
| 36 | 2 | Messer Street | 1,920 | 900.00 | | 900.00 |
| 43 | 521 | Potters Avenue | 2,816 | 670.00 | | 670.00 |
| 43 | 744 | 18 Calhoun Avenue | 2,800 | 530.00 | | 530.00 |
| 125 | 121 | Reservoir and Adelaide Avenues | 25 | | | |
| 125 | 130 | Reservoir Avenue | 32,140 | 5,130.00 | 250.00 | 5,380.00 |
| 125 | 132 | Reservoir Avenue | 3,736 | 1,490.00 | | 1,490.00 |
| 126 | 8 | Reservoir Avenue | 4,071 | 810.00 | 8,800.00 | 9,610.00 |
| Total | | | 66,319 | \$ 17,110.00 | \$ 18,050.00 | \$ 35,160.00 |
| Ninth Ward | | | | | | |
| 49 | 364 | Elmwood and Potters Avenues | 16,721 | \$ 15,040.00 | | \$ 15,040.00 |
| 49 | 568 | Elmwood and Potters Avenues | 8,563 | 13,460.00 | | 13,460.00 |
| 53 | 480 | Rodman Street | 2,222 | 800.00 | | 800.00 |
| 61 | 143 | Morgan Street | 1,531 | 620.00 | | 620.00 |
| 61 | 491 | Morgan Street | 1,095 | 500.00 | | 500.00 |
| 90 | 116 | Potter Drive | 16,431 | 6,570.00 | | 6,570.00 |
| 90 | 135 | Hamlin Street | 3,289 | 1,320.00 | | 1,320.00 |
| 90 | 136 | Potter Drive | 2,619 | 1,050.00 | | 1,050.00 |
| 90 | 137 | Netop Drive | 128,161 | 51,260.00 | \$ 50,000.00 | 101,260.00 |
| Total | | | 180,632 | \$ 90,620.00 | \$ 50,000.00 | \$ 140,620.00 |

Table 1—Continued

REAL ESTATE

MISCELLANEOUS REAL ESTATE

| Assessor's Plat Lot No. No. | | Location | Area, square feet | ASSESSOR'S VALUATION | | |
|---------------------------------------|-----|---|-------------------------|----------------------|-----------------|-----------------|
| | | | | Land | Buildings | Total |
| Tenth Ward | | | | | | |
| 46 | 390 | 35 Potters Avenue | 5,535 | 1,680.00 | | 1,680.00 |
| 47 | 670 | 50 Potters Avenue..... | 3,200 | 960.00 | | 960.00 |
| 47 | 746 | 260 Sayles Street | 3,516 | 1,090.00 | | 1,090.00 |
| 48 | 82 | Oxford Street | 23,787 | 10,110.00 | | 10,110.00 |
| 48 | 641 | 468 Prairie Avenue | 3,200 | 960.00 | | 960.00 |
| 48 | 476 | Burnside and Oxford Streets | 7,886 | 2,550.00 | \$ 33,000.00 | 35,550.00 |
| 48 | 487 | 93 Burnside Street..... | 2,574 | 770.00 | | 770.00 |
| 48 | 488 | 91 Burnside Street..... | 3,976 | 960.00 | | 960.00 |
| 53 | 65 | Gallup Street | 3,380 | 900.00 | | 900.00 |
| 54 | 297 | Thurbers Avenue | 34,434 | 13,750.00 | | 13,750.00 |
| 57 | 319 | Aldrich and Rugby Streets | 1,616 | 380.00 | | 380.00 |
| Total | | | 93,104 | \$ 34,110.00 | \$ 33,000.00 | \$ 67,110.00 |
| Eleventh Ward | | | | | | |
| 22 | 243 | 72 Allens Avenue..... | 36,365 | 27,270.00 | | 27,270.00 |
| 22 | 317 | Globe Street | 318 | \$ 1,320.00 | \$ 100.00 | \$ 1,420.00 |
| 22 | 340 | Allens Avenue | 325 | 320.00 | | 320.00 |
| 22 | 338 | Crary and Globe Streets | 15,801 | 7,900.00 | | 7,900.00 |
| 23 | 153 | 430 Friendship Street..... | 3,800 | 1,570.00 | | 1,570.00 |
| 23 | 161 | Friendship Street | 15,200 | 6,520.00 | 45,000.00 | 51,520.00 |
| 23 | 398 | 326 Dudley Street | 6,892 | 1,940.00 | | 1,940.00 |
| 23 | 420 | 175 Somerset Street..... | 3,912 | 1,010.00 | | 1,010.00 |
| 23 | 518 | Plain Street | 12,000 | 3,800.00 | 50,810.00 | 54,610.00 |
| 45 | 34 | 235 Plain Street | 5,698 | 1,460.00 | | 1,460.00 |
| 45 | 60 | 124 Dudley Street | 5,061 | 1,700.00 | | 1,700.00 |
| 45 | 77 | Blackstone Street | 10,120 | 2,690.00 | 41,800.00 | 44,490.00 |
| 45 | 109 | Willard Avenue | 10,234 | 5,930.00 | 9,000.00 | 14,930.00 |
| 45 | 409 | 70 Bogman Street..... | 4,527 | 1,090.00 | | 1,090.00 |
| 46 | 276 | 271 Rhodes Street..... | 4,250 | 1,220.00 | | 1,220.00 |
| 49 | 52 | Greenwich Street | 6,115 | 2,330.00 | | 2,330.00 |
| Total | | | 140,618 | \$ 68,070.00 | \$ 146,710.00 | \$ 214,780.00 |
| Twelfth Ward | | | | | | |
| 3 | 297 | Charles Street | 1,172 | \$ 1,320.00 | | \$ 1,320.00 |
| 10 | 75 | Meeting Street | 7,601 | 3,940.00 | \$ 2,160.00 | 6,100.00 |
| 19 | 12 | City Scales (opposite) Kinsley Avenue | | | 3,000.00 | 3,000.00 |
| 19 | 34 | Promenade Street | 303 | 460.00 | | 460.00 |
| 19 | 35 | Promenade Street | 1,297 | 2,500.00 | | 2,500.00 |
| 19 | 36 | Promenade Street | 1,180 | 11,800.00 | | 11,800.00 |
| 20 | 268 | Post Office Square (World War Memorial) | 5,027 | 41,220.00 | 250,000.00 | 291,220.00 |
| 25 | 145 | Fountain and Eddy Streets | 11,915 | 170,910.00 | | 170,910.00 |
| 25 | 146 | Sabin Street | 601 | 8,580.00 | | 8,580.00 |
| 25 | 147 | Fountain and Worcester Streets | 4,936 | 58,940.00 | | 58,940.00 |
| 25 | 422 | Fountain Street | 24,926 | 211,870.00 | 1,250,000.00 | 1,461,870.00 |
| 26 | 258 | Harris Avenue | 2,505 | 11,170.00 | | 11,170.00 |
| 68 | 597 | Candace Street | 26,067 | 24,180.00 | | 24,180.00 |
| Total | | | 87,530 | \$ 546,890.00 | \$ 1,505,160.00 | \$ 2,052,050.00 |
| Thirteenth Ward | | | | | | |
| 26 | 255 | Harris-Kinsley Avenues | 5,597 | \$ 37,210.00 | | \$ 37,210.00 |
| 26 | 319 | Harris-Kinsley Avenues | 60,645 | 109,160.00 | | 109,160.00 |
| 26 | 344 | Kinsley Avenue | 5,832 | 14,580.00 | | 14,580.00 |
| 28 | 30 | Pallas Street | 1,623 | 420.00 | | 420.00 |
| 28 | 359 | Atwells Avenue | 15,276 | 19,720.00 | | 19,720.00 |
| 28 | 957 | Carpenter Street at Pallas Street | 12,779 | 3,820.00 | | 3,820.00 |
| 29 | 73 | Winter Street | 202 | 1,360.00 | | 1,360.00 |
| 29 | 188 | Winter Street | 237 | 2,290.00 | | 2,290.00 |
| 29 | 440 | Winter Street | 16 | 80.00 | | 80.00 |
| 33 | 138 | Courtland Street | 19,730 | 7,080.00 | \$ 50,050.00 | 57,130.00 |
| 33 | 419 | Harris Avenue | 130 | 80.00 | | 80.00 |
| 37 | 203 | Willow Street | 154 | 270.00 | | 270.00 |
| Total | | | 122,221 | \$ 196,070.00 | \$ 50,050.00 | \$ 246,120.00 |
| Total—Miscellaneous Real Estate | | | 1,713,046 | \$ 1,390,183.00 | \$ 2,319,990.00 | \$ 3,710,173.00 |

†Actual survey by City Engineer.

Table 1—Continued

REAL ESTATE
PUBLIC SCHOOLS

| Name of School | Assessor's | | Area of Lot Sq. Ft. | COST | | ASSESSOR'S VALUATION | | | REMARKS |
|--|-------------|------------|---------------------------|-------------|---------------|----------------------|-----------------|-----------------|--|
| | Plat No. | Lot No. | | Land | *Buildings | Land | ‡Buildings | Total | |
| First Ward | | | | | | | | | |
| Fox Point Elementary School | 17 | 2 | 220,937 | | 1,514,671.09 | 72,910.00 | 1,320,000.00 | 1,392,910.00 | Completed in September 1954 of rein- forced concrete and structural steel construction with grey brick facing. Contains 20 Classrooms, an auditori- um, a cafeteria and gymnasium. |
| Total..... | — | — | 220,937 | | | \$ 72,910.00 | \$ 1,320,000.00 | \$ 1,392,910.00 | |
| Second Ward | | | | | | | | | |
| Cole Ave., called John Howland School | 86 | 243 | †48,803 | \$ 9,300.00 | \$ 164,302.37 | \$ 29,340.00 | \$ 273,000.00 | \$ 302,340.00 | Brick bldg., 16 rooms and hall, com- pleted in 1917. Brick bldg. completed in 1929 — 2 gymnasiums, and 31 class rooms. |
| Nathan Bishop Junior High School | 86 | 319 | †243,431 | 107,575.00 | 1,221,536.56 | 124,410.00 | 1,440,000.00 | 1,564,410.00 | |
| Total..... | — | — | 292,234 | | | \$ 153,750.00 | \$ 1,713,000.00 | \$ 1,866,750.00 | |
| Third Ward | | | | | | | | | |
| Jenkins St. Elementary | 8 | 20 | †21,600 | \$ 4,657.20 | \$ 65,655.65 | \$ 4,680.00 | \$ 68,750.00 | \$ 73,430.00 | Brick bldg., 11 rooms, completed in 1910. Bldg. completed in 1924. |
| Summit Ave. Elementary.... | 73 | 374 | †50,045 | 8,075.00 | 298,779.50 | 19,710.00 | 325,000.00 | 344,710.00 | |
| Hope St. Regional Senior High | 9 | 215 | 806,185 | | | 214,450.00 | 1,782,000.00 | 1,996,450.00 | Bldg. completed in 1938 — 68 rooms. |
| Martin Luther King School { | 8 | 84 | 85,383 | | | 19,640.00 | | 19,640.00 | |
| | 9 | 13 | 120,637 | | | 31,970.00 | 1,120,000.00 | 1,151,970.00 | |
| | 9 | 526 | 17,133 | | | 4,060.00 | | 4,060.00 | |
| Total..... | — | — | 1,100,983 | | | \$ 294,510.00 | \$ 3,295,750.00 | \$ 3,590,260.00 | |

Fourth Ward

| | | | | | | | | | |
|--|-----|-----|----------|-------------|--------------|---------------|-----------------|-----------------|---|
| Berkshire St. Elementary.... | 70 | 565 | †24,000 | \$ 1,500.00 | \$ 32,363.89 | \$ 4,790.00 | \$ 45,000.00 | \$ 49,790.00 | Brick bldg., 6 rooms and hall, completed in 1901. |
| Branch Ave. Elementary, new | 71 | 296 | †24,815 | | 72,577.45 | 11,410.00 | 88,000.00 | 99,410.00 | Brick bldg., 11 rooms, completed in 1910. |
| Charles St., called Esek Hopkins Junior High | 76 | 14 | 32,500 | 4,200.00 | 522,900.63 | 10,800.00 | 495,000.00 | 505,800.00 | Brick bldg., 16 rooms and hall, completed in 1917. 2 gymnasiums and 12 rooms added in 1928. |
| School Parking Lot | 76 | 512 | 28,960 | | | 14,480.00 | | 14,480.00 | |
| Veazie St. Elementary | 102 | 216 | †157,898 | | | 41,250.00 | 540,100.00 | 581,350.00 | Brick bldg., 12 rooms, completed in 1909. Addition completed in 1928, 24 rooms. |
| Windmill St. Elementary.... | 97 | 344 | †242,291 | | | 33,900.00 | 550,000.00 | 583,900.00 | Bldg. completed Feb. 6, 1933. Two gymnasiums, auditorium and 31 class rooms. |
| Total..... | — | — | 510,464 | | | \$ 116,630.00 | \$ 1,718,100.00 | \$ 1,834,730.00 | |

Fifth Ward

| | | | | | | | | | |
|--|----|-----|----------|--------------|---------------|---------------|-----------------|-----------------|---|
| Nelson St. Elementary | 85 | 195 | †69,989 | \$ 15,826.90 | \$ 193,335.53 | \$ 23,280.00 | \$ 431,040.00 | \$ 454,320.00 | Brick bldg., 8 rooms, completed in 1921, 8 rooms added in 1930. |
| Regent Ave. Elementary | 65 | 206 | †31,932 | 7,864.20 | 63,041.44 | 6,760.00 | 71,500.00 | 78,260.00 | Brick bldg., 11 rooms and hall, completed in 1905-6. |
| Camden Ave. School | 69 | 215 | 88,464 | 116,950.00 | 1,225,751.63 | 26,540.00 | 781,640.00* | 808,180.00 | Completed in September 1962 of brick and metal sash; exterior of structural steel construction; 32 class rooms. |
| Nathanael Greene Junior High (Chalkstone Ave.) | 82 | 92 | †228,050 | 90,000.00 | 1,328,855.33 | 91,000.00 | 1,470,000.00 | 1,561,000.00 | Building completed in 1930. Two gymnasiums, auditorium, 41 rooms. |
| Total..... | — | — | 418,435 | | | \$ 147,580.00 | \$ 2,754,180.00 | \$ 2,901,760.00 | |

Sixth Ward

| | | | | | | | | | |
|--|-----|-----|-----------|-------------|--------------|---------------|-----------------|-----------------|---|
| Academy Ave. Elementary | 64 | 519 | †37,602 | \$ 7,050.00 | \$ 68,760.81 | \$ 10,000.00 | \$ 100,000.00 | \$ 110,000.00 | Brick bldg., 12 rooms and hall, built in 1890. |
| Joslin Street School | 63 | 354 | 221,680 | 154,900.00 | 1,109,094.36 | 55,420.00 | 1,000,000.00 | 1,055,420.00 | Completed in November 1959, tan brick exterior facing of structural steel construction; 17 classrooms and a cafetorium. |
| Manton Ave. Elementary.... | 80 | 14 | 21,727 | | 34,186.52 | 4,560.00 | 45,000.00 | 49,560.00 | Brick bldg., 6 rooms and hall, completed in 1899. |
| Mt. Pleasant Ave. Elementary | 64 | 1 | †18,282 | 4,205.00 | 25,558.19 | 5,430.00 | 28,080.00 | 33,510.00 | Brick bldg., 6 rooms, completed in 1898. |
| Sisson St. Elementary | 95 | 62 | †16,012 | 4,000.00 | 13,227.91 | 5,320.00 | 20,000.00 | 25,320.00 | Wood bldg., 4 rooms built in 1893-4. |
| Geo. J. West Junior High | 64 | 508 | †97,185 | 12,000.00 | 617,967.15 | 23,280.00 | 760,800.00 | 784,080.00 | Brick bldg., 17 rooms and hall, completed in 1916. Two gymnasiums and 16 rooms added in 1928. |
| Mt. Pleasant Ave. Senior High School | 128 | 2 | 1,259,364 | | | 251,290.00 | 2,598,000.00 | 2,849,290.00 | Building completed in 1938—67 classrooms. |
| | 129 | 22 | 280,069 | | | 14,120.00 | | 14,120.00 | |
| Total..... | — | — | 1,951,921 | | | \$ 369,420.00 | \$ 4,551,880.00 | \$ 4,921,300.00 | |

REAL ESTATE
PUBLIC SCHOOLS

| Name of School | Assessor's | | Area of Lot Sq. Ft. | COST | | ASSESSOR'S VALUATION | | | REMARKS |
|--|-------------|-------------|---------------------------|-------------|---------------|---------------------------|------------------------|---------------------------|---|
| | Plat No. | Lot No. | | Land | *Buildings | Land | ‡Buildings | Total | |
| Seventh Ward | | | | | | | | | |
| Roosevelt St. Elementary.... | 108 | 350 | ‡40,000 | | | \$ 11,170.00 | \$ 49,920.00 | \$ 61,090.00 | Brick bldg., 8 rooms and hall, annexed from Johnston in 1898. Hall remodeled in 1920, at a cost of \$13,668.66, making four additional rooms. |
| Bough St. Trade School..... | 35 | 356 | 12,123 | | | 6,970.00 | 35,730.00 | 42,700.00 | |
| Webster Ave. Elementary | 104 | 50 | ‡40,020 | \$ 6,922.00 | \$ 104,614.63 | 11,700.00 | 109,200.00 | 120,900.00 | Garage acquired from trustees of The Kavin Corporation on 8-17-66. |
| Laurel Hill Avenue Elementary | 107 | 84 | ‡32,400 | 5,000.00 | 164,426.85 | 7,770.00 | 224,250.00 | 232,020.00 | Brick bldg., 12 rooms and hall, completed in 1905-6. Four rooms made of Assembly Hall in 1921, at a cost of \$8,403.75. |
| Ralph St. Elementary | 108 | 161 | ‡20,019 | | 34,454.41 | 5,030.00 | 42,120.00 | 47,150.00 | Brick bldg., 16 rooms and hall, completed in 1916. |
| Oliver Hazard Perry Junior High | 107 | 501 | ‡191,938 | 134,393.51 | 1,312,004.29 | 57,480.00 | 1,408,750.00 | 1,466,230.00 | Brick bldg., 8 rooms, completed in 1902. |
| Total..... | — | — | 336,500 | | | \$ 100,120.00 | \$ 1,869,970.00 | \$ 1,970,090.00 | Completed in 1930; brick bldg., 2 gymnasiums and 42 classrooms. |
| Eighth Ward | | | | | | | | | |
| Vineyard St. Elementary.... | 43 | 955 | ‡36,299 | \$ 8,444.00 | \$ 160,544.57 | \$ 12,080.00 | \$ 193,050.00 | \$ 205,130.00 | Brick bldg., 12 rooms and hall, completed in 1882-3; enlarged to 20 rooms in 1913. |
| Gilbert Stuart Junior High (Bucklin Street) | 44 | 552 | ‡140,429 | 75,000.00 | | 56,020.00 | 1,320,000.00 | 1,376,020.00 | |
| Althea St. School..... | 42 | 79 | ‡18,548 | | | 6,170.00 | 57,200.00 | 63,370.00 | Building completed in 1931, 2 gymnasiums, 37 rooms. |
| Total..... | — | — | 195,276 | | | \$ 74,270.00 | \$ 1,570,250.00 | \$ 1,644,520.00 | Brick bldg., 4 rooms, completed in 1896; enlarged to 8 rooms in 1912. |
| Ninth Ward | | | | | | | | | |
| Broad St. Elementary | 58 | {190 458 | 12,269 ‡43,893 | | | \$ 4,980.00 123,120.00 | \$ 420,080.00 | \$ 4,980.00 543,200.00 | Brick bldg. completed in 1897. |
| Lexington Avenue Elementary | 52 | 54 | ‡23,984 | \$ 8,400.00 | \$ 87,108.18 | 10,530.00 | 109,200.00 | 119,730.00 | |
| Reservoir Avenue Elementary | 125 | 43 | ‡36,063 | | | 13,190.00 | 125,000.00 | 138,190.00 | Brick bldg., 12 rooms and hall, completed in 1905-6. |
| Sackett St. Elementary | 60 | 138 | ‡69,845 | 12,000.00 | 278,200.02 | 32,590.00 | 300,000.00 | 332,590.00 | |
| Total..... | — | — | 186,054 | | | \$ 184,410.00 | \$ 954,280.00 | \$ 1,138,690.00 | Bldg. completed in 1925, 8 classrooms. |
| Bldg. completed in 1924, 17 rooms. | | | | | | | | | |

Tenth Ward

| | | | | | | | | |
|--|----|-----|----------|---------------|---------------|--------------|-----------------|-----------------|
| Mary E. Fogarty Elementary School | 48 | 2 | 101,785 | \$ 162,000.00 | \$ 961,163.94 | \$ 30,540.00 | \$ 607,150.00 | \$ 637,690.00 |
| Roger Williams Junior High | 54 | 325 | †150,918 | | | 50,170.00 | 1,320,000.00 | 1,370,170.00 |
| Temple St. Elementary | 46 | 316 | †30,588 | 16,500.00 | 119,443.88 | 15,060.00 | 114,400.00 | 129,460.00 |
| Total..... | — | — | 283,291 | | | \$ 95,770.00 | \$ 2,041,550.00 | \$ 2,137,320.00 |

Completed in March 1962 with brick exterior facing of reinforced concrete construction; 23 classrooms and a cafetorium.
Brick bldg. completed in 1932, 2 gymnasiums, 40 classrooms.
Brick bldg., 12 rooms and hall, completed in 1908.

Eleventh Ward

| | | | | | | | | |
|----------------------------|----|-----|---------|-------------|--------------|---------------|-----------------|-----------------|
| Beacon Ave. Elementary.... | 23 | 586 | †15,459 | \$ 8,749.70 | \$ 29,099.98 | \$ 4,440.00 | \$ 35,750.00 | \$ 40,190.00 |
| Edmund W. Flynn School | 45 | 85 | 181,789 | 98,814.22 | 1,537,315.85 | 121,040.00 | 1,300,000.00 | 1,421,040.00 |
| | 45 | 797 | | | | | | |
| | 45 | 833 | | | | | | |
| Total..... | — | — | 197,248 | | | \$ 125,480.00 | \$ 1,335,750.00 | \$ 1,461,230.00 |

Brick bldg., 7 rooms, built in 1891-2.

Completed in 1958; red brick exterior facing of reinforced concrete and structural steel construction; 28 classrooms, cafetorium and auditorium.

Twelfth Ward

| | | | | | | | | |
|------------------------------------|----|-----|---------|-------|-------|---------------|------------------|-----------------|
| James L. Hanley Educational Center | 24 | 609 | 64,050 | | | \$ 24,340.00 | | \$ 24,340.00 |
| Parking Area | 24 | 611 | 7,440 | | | 10,640.00 | | 10,640.00 |
| Parking Area | 24 | 612 | 86,876 | | | 124,230.00 | | 124,230.00 |
| Classical Academic Bldgs. | 29 | 491 | 126,485 | | | 265,520.00 | \$ 1,400,000.00* | 1,665,520.00 |
| Central High School..... | 29 | 492 | 156,883 | | | 72,170.00 | 1,466,190.00 | 1,538,360.00 |
| Heating Plant | 29 | 493 | 89,625 | | | 173,870.00 | 450,000.00 | 623,870.00 |
| Central Gym & Cafeteria.. | 29 | 509 | 125,461 | | | 105,390.00 | 550,000.00* | 655,390.00 |
| Play area | 30 | 55 | 21,761 | | | 11,530.00 | | 11,530.00 |
| Ball Field | 30 | 645 | 217,204 | | | 112,950.00 | | 112,950.00 |
| Smith St. Elementary | 67 | 44 | 20,858 | | | 8,330.00 | 45,000.00 | 53,330.00 |
| Total..... | — | — | 916,643 | | | \$ 908,970.00 | \$ 3,911,190.00 | \$ 4,820,160.00 |

*Unfinished

Table 1—Continued

**REAL ESTATE
PUBLIC SCHOOLS**

| Name of School | Assessor's | | Area of Lot Sq. Ft. | COST | | ASSESSOR'S VALUATION | | | REMARKS | |
|--|-------------|------------|---------------------------|--------------------------|--------------|----------------------|-----------------|-----------------|--|--|
| | Plat No. | Lot No. | | Land | *Buildings | Land | ‡Buildings | Total | | |
| Thirteenth Ward | | | | | | | | | | |
| Almy St. Elementary | 32 | 104 | ‡16,696 | \$ 11,269.80 | \$ 13,274.88 | \$ 4,440.00 | \$ 14,300.00 | \$ 18,740.00 | Wood bldg., 4 rooms, completed in 1893-4. | |
| Kenyon St. Elementary & Administration Building | 28 | 827 | ‡67,814 | {66,499.00 {62,800.00 | 946,992.72 | 22,610.00 | 990,000.00 | 1,012,610.00 | Kenyon Street Elementary addition completed in 1928, 30 rooms. Adminis- tration building completed 1928, 6 rooms, including gymnasium. | |
| Grove St. Elementary | 33 | 286 | ‡16,000 | 11,500.00 | 31,354.10 | 7,450.00 | 31,460.00 | 38,910.00 | Brick bldg., 7 rooms, completed in 1901. | |
| Samuel Bridgham Junior High, Courtland St. | 32 | 76 | ‡54,648 | 68,400.00 | 478,498.45 | 14,520.00 | 569,250.00 | 583,770.00 | Brick bldg., 30 rooms and hall, com- pleted in 1915. Addition of 6 rooms completed 1928. | |
| Willow St. Elementary | 35 | 170 | 18,323 | | 35,000.00 | 5,990.00 | 25,740.00 | 31,730.00 | Brick bldg., 8 rooms, built in 1874. | |
| Hammond St. School | 32 | 293 | ‡15,091 | | | | 14,300.00 | 14,300.00 | Brick bldg., 6 rooms, built on land leased of the Dexter Donation. | |
| Asa Messer Grammar | 36 | 181 | ‡19,854 | 6,837.93 | 68,195.71 | 6,600.00 | 78,650.00 | 85,250.00 | Brick bldg., 12 rooms and hall, built in 1892-3. | |
| Total..... | — | — | 208,426 | | | \$ 61,610.00 | \$ 1,723,700.00 | \$ 1,785,310.00 | | |
| Total Public Schools.... | — | — | 6,818,412 | | | \$ 2,705,430.00 | \$28,759,600.00 | \$31,465,030.00 | | |

*Includes furnishings at time of erection.

‡Actual survey by City Engineers.

‡Excludes furnishings.

Table 1—Continued

REAL ESTATE

FIRE STATIONS

| LOCATION | Assessor's Plat Lot No. No. | | Area of Lot Sq. Ft. | ASSESSOR'S VALUATION | | | REMARKS |
|--|-----------------------------------|-----|---------------------------|----------------------|-----------------|-----------------|---|
| | | | | Land | Buildings | Total | |
| Headquarters, Engines No. 1 and No. 7, Ladder No. 1 and Rescue No. 1 | 25 | 116 | 29,020 | \$ 101,520.00 | \$ 953,920.00 | \$ 1,055,440.00 | Two story brick building |
| Fire Alarm Telegraph..... | 19 | 43 | * | | 126,000.00 | 126,000.00 | |
| Engine No. 8, Ladder No. 2 | 42 | 4 | †11,957 | 3,960.00 | 100,000.00 | 103,960.00 | New building completed in 1928 at a cost of \$88,139.66. |
| Drill Tower & Repair Shop..... | 44 | 511 | †45,512 | 15,020.00 | 88,000.00 | 103,020.00 | |
| Engines No. 10, 11 & Ladder No. 5 | 52 | 149 | 13,694 | 12,820.00 | 100,000.00 | 112,820.00 | Wood building, completed in 1889. |
| Repair Shop | 34 | 190 | †30,787 | 3,440.00 | 13,750.00 | 17,190.00 | |
| Engine No. 21 | 39 | 564 | †10,019 | 5,640.00 | 75,960.00 | 81,600.00 | Brick building, completed in 1907. |
| Engine No. 20 | 64 | 503 | †7,500 | 2,550.00 | 18,720.00 | 21,270.00 | |
| Engine No. 22 & Ladder No. 10 | 23 | 177 | †9,528 | 4,840.00 | 60,060.00 | 64,900.00 | Brick building, completed in 1908. |
| Engine No. 23 | 85 | 115 | 7,139 | 3,110.00 | 30,000.00 | 33,110.00 | |
| Engine No. 4 | 93 | 166 | †11,609 | 5,590.00 | 50,000.00 | 55,590.00 | Brick building, completed in 1929. |
| Division of Training | 61 | 605 | †25,020 | 7,780.00 | 75,000.00 | 82,780.00 | |
| Engine No. 12 & Ladder No. 3 | 119 | 19 | 13,023 | 3,460.00 | 115,000.00 | 118,460.00 | Brick and wood building, completed in 1932 at a cost of \$67,411.69. |
| Engine No. 14 & Ladder No. 6 | 33 | 26 | †10,305 | 3,620.00 | 100,000.00 | 103,620.00 | |
| Engine Nos. 16 & 17, and Ladder No. 11 | 74 | 116 | †11,906 | 22,420.00 | 150,000.00 | 172,420.00 | |
| Engine No. 18 | 101 | 6 | †11,000 | 7,500.00 | 120,000.00 | 127,500.00 | |
| Engine 19 & Ladder No. 8 | 113 | 342 | †9,000 | 2,390.00 | 100,000.00 | 102,390.00 | |
| Engine No. 2 | 16 | 189 | 17,704 | 8,700.00 | 120,000.00 | 128,700.00 | |
| Engine Nos. 6 & 7, and Ladder No. 4 | 10 | 74 | †17,920 | 22,320.00 | 175,000.00 | 197,320.00 | |
| Total Fire Stations | | | 292,643 | \$ 236,680.00 | \$ 2,571,410.00 | \$ 2,808,090.00 | |

*Building on Park Land.

*For area, see Public Parks.

†Actual survey by City Engineers.

Table 1—Continued

REAL ESTATE
POLICE STATIONS

| LOCATION | Assessor's | | Area square feet | ASSESSOR'S VALUATION | | | REMARKS |
|---|-------------|------------|------------------------|----------------------|---------------|---------------|---|
| | Plat No. | Lot No. | | Land | Buildings | Total | |
| Precinct No. 1La Salle Square | 25 | 116 | | | | | See "Fire Stations" for valuations. |
| Precinct No. 2Chad Brown Street | 70 | 544 | †26,420 | \$ 4,870.00 | \$ 167,750.00 | \$ 172,620.00 | Brick building, completed in 1929. Total cost, \$180,000.00. |
| Total Police Stations..... | | | 26,420 | \$ 4,870.00 | \$ 167,750.00 | \$ 172,620.00 | |

†Actual survey by City Engineers.

Table 1—Continued

REAL ESTATE
WATER SUPPLY BOARD
at September 30, 1969

| | Area Acres | Land | Assessed Valuations Buildings & Improvements | Total |
|--------------------------------|------------------|------------------------|---|------------------------|
| Cranston | 110.63 | \$ 47,620.00 | \$ 942,340.00 | \$ 989,960.00 |
| Foster | 1,994.28 | 198,930.00 | 3,000.00 | 201,930.00 |
| Glocester | 73.30 | 14,980.00 | | 14,980.00 |
| Johnston | 103.13 | 42,163.00 | 321,937.00 | 364,100.00 |
| North Providence | 8.53 | 29,880.00 | 185,100.00 | 214,980.00 |
| Scituate | 13,149.55 | 1,112,500.00 | *9,262,500.00 | 10,375,000.00 |
| Warwick | 0.06 | 160.00 | | 160.00 |
| West Warwick | 8.94 | 34,740.00 | | 34,740.00 |
| Total Real Estate | 15,448.42 | \$ 1,480,973.00 | \$10,714,877.00 | \$12,195,850.00 |

*Includes Tangible Personal Property assessed at \$12,500.00

Table 1—Continued

REAL ESTATE

REAL PROPERTY ACQUIRED BY CITY AT TAX SALE

Authority of Chapters 32 General Laws of 1938, 695 Public Laws of 1935, 1800 Public Laws of 1946

Property held by City on September 30, 1969

| Assessor's Plat No. | Lot No. | Assessed Owner at Time of Tax Sale | LOCATION | Area square feet | ASSESSOR'S VALUATION | | |
|---------------------------|------------|---|----------|------------------------|----------------------|-------------|-------------|
| | | | | | Land | Buildings | Total |
| 5 | 16 | V. R. Reynolds, 44 Evergreen St. | | 6,900 | \$ 2,240.00 | | \$ 2,240.00 |
| 5 | 29 | T. P. Waters, 29 Evergreen St. | | 4,500 | 1,320.00 | | 1,320.00 |
| 5 | 166 | K. McQuade wid. et al, 90 Grand View St. | | 6,400 | 1,510.00 | | 1,510.00 |
| 5 | 178 | White Realty Corp., 121 Grand View St. | | 2,696 | 700.00 | 5,020.00 | 5,720.00 |
| 5 | 190 | W. J. Hamilton, 127-129 Knowles St. | | 6,400 | 1,010.00 | | 1,010.00 |
| 5 | 212 | Charles S. Smith & Helen H., 115 Grand View St. | | 2,557 | 780.00 | | 780.00 |
| 5 | 247 | Pawtucket Sash & Blind Co., 101 Abbott St. | | 4,690 | 1,230.00 | | 1,230.00 |
| 5 | 265 | L. E. DeLeon, 92 Abbott St. | | 3,000 | 950.00 | | 950.00 |
| 5 | 284 | E. E. Sweeney, 105 Grand View St. | | 491 | 80.00 | | 80.00 |
| 5 | 358 | W. J. Hamilton, 119 Knowles St. | | 3,200 | 500.00 | | 500.00 |
| 5 | 477 | W. J. Hamilton, 123 Knowles St. | | 3,200 | 500.00 | | 500.00 |
| 8 | 25 | Jordan B. Kirshenbaum, 5 Western Ave. | | 3,315 | 720.00 | \$ 1,850.00 | 2,570.00 |
| 8 | 186 | Woodbine Realty, Inc., 80 Pleasant St. | | 3,200 | 850.00 | | 850.00 |
| 8 | 202 | Frank Fries and wife, 4 Western St. | | 3,412 | 720.00 | | 720.00 |
| 8 | 244 | A. Johnson, Doyle Ave. | | 4,519 | 840.00 | | 840.00 |
| 8 | 302 | Clarence O. Hallquist, 71 Pleasant St. | | 3,200 | 980.00 | 3,220.00 | 4,200.00 |
| 9 | 145 | A. Stephens, 54 Halsey St. | | 729 | 240.00 | | 240.00 |
| 9 | 155 | S. Gerald Gordon, 44 Halsey St. | | 9,596 | 2,850.00 | | 2,850.00 |
| 16 | 281 | M. F. Cabral et al, 45 John St. | | 3,427 | 1,170.00 | | 1,170.00 |
| 23 | 13 | Cecelia Willemin et al, 240 Pearl St. | | 5,000 | 2,000.00 | | 2,000.00 |
| 23 | 16 | Cecelia Willemin et al, 22 Portland St. | | 4,000 | 1,600.00 | | 1,600.00 |
| 23 | 22 | I. Davis Est., 457 Pine St. | | 2,600 | 1,120.00 | | 1,120.00 |
| 23 | 121 | Windswept Realty, Inc., 50 Portland St. | | 4,750 | 2,210.00 | 1,900.00 | 4,110.00 |
| 23 | 169 | J. F. O'Rourke, 70 West Clifford St. | | 220 | 130.00 | | 130.00 |
| 23 | 181 | Robert F. & Lorraine Christie, 39-41 W. Clifford St. | | 3,055 | 1,520.00 | | 1,520.00 |
| 23 | 183 | Frank Benjamin, 254 Lockwood St. | | 4,805 | 1,920.00 | 3,280.00 | 5,200.00 |
| 23 | 197 | R. O. D. Wickes Est., 141 West Clifford St. | | 3,800 | 1,570.00 | | 1,570.00 |
| 23 | 204 | Bridget Le Clair, 331 Dudley St. | | 4,335 | 2,230.00 | 3,360.00 | 5,590.00 |
| 23 | 220 | Harold J. Gibbon and wf., Irene, 104 W. Clifford St. | | 2,823 | 1,650.00 | 4,340.00 | 5,990.00 |
| 23 | 226 | Canton Realty Co., 72-74 Providence St. | | 5,015 | 2,000.00 | | 2,000.00 |
| 23 | 229 | Fred B. Taylor, 74 West Clifford St. | | 1,705 | 930.00 | | 930.00 |
| 23 | 240 | Margaret Keegan Est., 244 Lockwood St. | | 3,300 | 1,890.00 | | 1,890.00 |
| 23 | 318 | Margaret Giacin, 98 Prairie Ave. | | 3,316 | 1,410.00 | | 1,410.00 |
| 23 | 363 | Esther Wilk, 171 Prairie Ave. | | 3,784 | 1,600.00 | | 1,600.00 |
| 23 | 386 | Marie R. Sullivan, 278 Dudley St. | | 4,024 | 1,330.00 | | 1,330.00 |
| 23 | 387 | Marie R. Sullivan, 282 Dudley St. | | 4,024 | 1,330.00 | | 1,330.00 |
| 23 | 409 | Abraham Konoff, 198 Lockwood St. | | 3,275 | 1,460.00 | | 1,460.00 |
| 23 | 426 | Clara Sugarman, 184 Somerset St. | | 6,596 | 1,520.00 | | 1,520.00 |
| 23 | 569 | Abraham Konoff, 321 Blackstone St. | | 2,818 | 1,170.00 | | 1,170.00 |
| 23 | 573 | Clarence A. Lewis, 303 Blackstone St. | | 4,786 | 1,570.00 | | 1,570.00 |
| 23 | 579 | Plymouth Realty Co., 49 Portland St. | | 2,025 | 1,200.00 | 3,710.00 | 4,910.00 |
| 23 | 601 | Jan & Capobianco Const. Co., Providence St. | | 4,779 | 1,970.00 | | 1,970.00 |
| 23 | 696 | P. N. Brownstein Federal Housing Comm'r., 181 Somerset St. | | 3,479 | 960.00 | 4,110.00 | 5,070.00 |
| 23 | 715 | Ben G. Mitchell & wf. Sylvia M., 116 Providence St. | | 5,000 | 2,000.00 | | 2,000.00 |
| 23 | 743 | Antonio & Jessie Monti, 34 Hayward St. | | 2,114 | 1,200.00 | | 1,200.00 |
| 23 | 748 | Alfonso O. Ylagan et al, 67-69 Portland St. | | 1,956 | 1,090.00 | | 1,090.00 |
| 23 | 754 | Julius Manekofsky et al, 151 Beacon Ave. | | 2,833 | 1,280.00 | | 1,280.00 |
| 24 | 87 | Violet Ajootian, et al, 383 Pine St. | | 3,825 | 1,570.00 | 2,660.00 | 4,230.00 |
| 28 | 317 | Anna DePanphilis Est., 23 Weeden St. | | 1,216 | 350.00 | 1,950.00 | 2,300.00 |
| 28 | 453 | Bonded Mun. Corp., 210 Cedar St. | | 3,333 | 690.00 | | 690.00 |
| 28 | 494 | J. J. Burdick et al., 14 Lily St.—Rear | | 74 | 10.00 | | 10.00 |
| 28 | 537 | Joseph Mancini & wf., Maria A., Hewitt St. | | 1,606 | 430.00 | | 430.00 |
| 28 | 711 | Carmine Lombardo, 40 Vinton St. | | 1,604 | 800.00 | | 800.00 |
| 28 | 938 | L. R. Cardi, 227 Carpenter St. | | 426 | 110.00 | | 110.00 |
| 29 | 414 | Anna Storti, 28 Cargill St. | | 2,549 | 850.00 | | 850.00 |
| 30 | 606 | Willie Dunston & wf., 24 West Friendship St. | | 3,428 | 1,460.00 | 2,680.00 | 4,140.00 |
| 30 | 631 | Louis C. Gaumer et al, 21 Parkis Ave. | | 5,185 | 2,020.00 | | 2,020.00 |
| 31 | 12 | A. Payette, 103 Diamond St. | | 150 | 50.00 | | 50.00 |
| 31 | 72 | Whitestone Real. Co., 536 Cranston St. | | | 0 | 2,200.00 | 2,200.00 |
| 31 | 89 | Patrick J. McHugh Est., 8 Baldwin Court | | 3,009 | 480.00 | 2,970.00 | 3,450.00 |
| 31 | 107 | Ugo Garbaro & Eugenia Rossi, 43 Superior St. | | 3,200 | 850.00 | | 850.00 |
| 31 | 109 | Industrial National Bank, 89 Diamond St. | | 2,062 | 400.00 | | 400.00 |
| 31 | 188 | Delia A. Thomas, 46 Diamond St. | | 3,854 | 930.00 | | 930.00 |

Table 1—Continued

REAL ESTATE

REAL PROPERTY ACQUIRED BY CITY AT TAX SALE

Authority of Chapters 32 General Laws of 1938, 695 Public Laws of 1935, 1800 Public Laws of 1946

Property held by City on September 30, 1969

| Assessor's Plat Lot No. No. | Assessed Owner at Time of Tax Sale | LOCATION | Area square feet | ASSESSOR'S VALUATION | | |
|-----------------------------------|--|--|------------------------|----------------------|-----------|----------|
| | | | | Land | Buildings | Total |
| 31 | 310 | Richard Gressio, 87 Diamond St..... | 4,520 | 670.00 | 2,890.00 | 3,560.00 |
| 31 | 569 | N. Werner, 143½ Hanover St..... | 101 | 30.00 | | 30.00 |
| 32 | 269 | Margaret L. Fayerweather, 45 Powhattan..... | 1,024 | 320.00 | | 320.00 |
| 32 | 484 | Raymond Major, 49 Groton St..... | 1,561 | 370.00 | 1,740.00 | 2,110.00 |
| 33 | 491 | T. G. Eiswald Est., 165½ Croom St..... | 660 | 80.00 | | 80.00 |
| 34 | 52 | Luca Volpigno Est., 56 McClellan St..... | 3,770 | 60.00 | | 60.00 |
| 34 | 53 | Luca Volpigno Est., 52 McClellan St..... | 3,166 | 60.00 | | 60.00 |
| 34 | 54 | Luca Volpigno Est., 6 Ladd St..... | 3,163 | 60.00 | | 60.00 |
| 34 | 55 | Luca Volpigno Est., 4 Ladd St..... | 3,308 | 60.00 | | 60.00 |
| 34 | 240 | Joseph V. Ortoleva Est., 2 Perrin St..... | 3,190 | 60.00 | | 60.00 |
| 34 | 241 | Jos. V. Ortoleva Est., 74 Ridgeway Ave..... | 5,125 | 80.00 | | 80.00 |
| 34 | 242 | Jos. V. Ortoleva Est., 68 Ridgeway Ave..... | 3,700 | 60.00 | | 60.00 |
| 34 | 243 | Jos. V. Ortoleva Est., 64 Ridgeway Ave..... | 4,270 | 80.00 | | 80.00 |
| 34 | 244 | Jos. V. Ortoleva Est., Leander St..... | 4,035 | 60.00 | | 60.00 |
| 34 | 255 | Jos. V. Ortoleva Est., 58 Ridgeway Ave..... | 3,940 | 400.00 | | 400.00 |
| 34 | 256 | Jos. V. Ortoleva Est., 56 Ridgeway Ave..... | 4,761 | 700.00 | | 700.00 |
| 34 | 257 | Claude DiJesser, et al, 52 Ridgeway Ave..... | 4,920 | 710.00 | | 710.00 |
| 34 | 258 | Claude DiJesser, et al, 48 Ridgeway Ave..... | 4,500 | 680.00 | | 680.00 |
| 34 | 309 | A. M. Herndon, Manton Ave.—Rear..... | 2,823 | 200.00 | | 200.00 |
| 35 | 77 | Mary Henderson et al., 14-16 Howard St..... | 4,773 | 1,140.00 | 3,980.00 | 5,120.00 |
| 35 | 535 | Joseph B. Brassard & wf., Isabel, 40 Howard St. | 931 | 320.00 | | 320.00 |
| 37 | 83 | J. Maccarone Est., 104 Atwood St..... | 4,000 | 160.00 | | 160.00 |
| 37 | 89 | J. Maccarone Est., 100 Atwood St..... | 4,000 | 160.00 | | 160.00 |
| 37 | 103 | N. Werner, 96 Atwood St..... | 4,000 | 160.00 | | 160.00 |
| 37 | 424 | Wm. A. Miller, et al, 26 Rosedale St..... | 2,304 | 770.00 | 3,790.00 | 4,560.00 |
| 37 | 501 | M. J. and M. Dempsey Ests., 93 Rosedale St..... | 4,000 | 960.00 | | 960.00 |
| 37 | 502 | M. J. and M. Dempsey Ests., 188 Wendell St..... | 4,007 | 960.00 | | 960.00 |
| 39 | 665 | W. J. Hamilton, Angell Ct..... | 380 | 160.00 | | 160.00 |
| 42 | 7 | W. V. Griffin and wf., Anna E., 705 Cranston St..... | 2,903 | 320.00 | | 320.00 |
| 42 | 254 | C. T. Hopkins, Benedict St..... | 4,500 | 640.00 | | 640.00 |
| 43 | 61 | G. Strandberg and wf., Calder St..... | 3,200 | 590.00 | | 590.00 |
| 43 | 62 | G. Strandberg and wf., Calder St..... | 3,200 | 590.00 | | 590.00 |
| 43 | 305 | F. E. Lumsford, 8 Halton St..... | 2,800 | 440.00 | 550.00 | 990.00 |
| 43 | 388 | H. H. Baker Est., 826 Potters Ave..... | 4,211 | 820.00 | | 820.00 |
| 43 | 498 | E. C. Baker Tr., 729 Potters Ave..... | 3,442 | 740.00 | | 740.00 |
| 43 | 524 | Charles R. Price, 112-114 Benedict St..... | 2,816 | 590.00 | 3,730.00 | 4,320.00 |
| 43 | 537 | Prince Hamilton & wf. Evelyn, 24 Calhoun Ave..... | 2,800 | 530.00 | 1,990.00 | 2,520.00 |
| 43 | 593 | H. H. Baker Est., 23 Benedict St..... | 4,000 | 530.00 | | 530.00 |
| 43 | 594 | H. H. Baker Est., 27 Benedict St..... | 4,000 | 530.00 | 1,620.00 | 2,150.00 |
| 43 | 595 | H. H. Baker, 31 Benedict St..... | 3,912 | 530.00 | | 530.00 |
| 43 | 622 | First A.M.E. Church, 144 Wadsworth St..... | 2,934 | 590.00 | | 590.00 |
| 43 | 729 | F. Crossley et al., 136 Waldo St..... | 3,962 | 690.00 | | 690.00 |
| 43 | 949 | Joseph Mercier, et al, 14 Calhoun Ave..... | 2,800 | 530.00 | 2,380.00 | 2,910.00 |
| 45 | 42 | Eliza F. Walsh Est., 204 Dudley St..... | 5,260 | 1,520.00 | | 1,520.00 |
| 45 | 84 | Owen P. McGovern et al., 245 Plain St..... | 8,824 | 4,920.00 | | 4,920.00 |
| 45 | 107 | Emily Aspinwall, 84 Comstock Ave..... | 4,248 | 1,780.00 | | 1,780.00 |
| 45 | 121 | M. Horowitz, 68½ Gay St..... | 80 | 30.00 | | 30.00 |
| 45 | 128 | John B. Dupuis Est., 45 Bogman St..... | 2,012 | 690.00 | | 690.00 |
| 45 | 152 | Ann Winston, 60 Gay St..... | 4,051 | 960.00 | | 960.00 |
| 45 | 158 | Frieda Lury, 233 Blackstone St..... | 3,949 | 1,040.00 | | 1,040.00 |
| 45 | 303 | Ruth Realty Co., 291 Willard Ave..... | 4,461 | 1,440.00 | 4,700.00 | 6,140.00 |
| 45 | 307 | Ruth Realty Co., 303 Willard Ave..... | 4,024 | 1,330.00 | 3,280.00 | 4,610.00 |
| 45 | 330 | Louis Kishenbaum, 335 Willard Ave..... | 2,378 | 1,040.00 | 480.00 | 1,520.00 |
| 45 | 331 | A & M Realty Co., 329 Willard Ave..... | 2,191 | 1,060.00 | 2,930.00 | 3,990.00 |
| 45 | 335 | Unique Heating & Air, Inc., 360 Willard Ave..... | 4,024 | 1,330.00 | | 1,330.00 |
| 45 | 343 | Thee A. Carpenter, 326 Willard Ave..... | 4,024 | 1,330.00 | 4,000.00 | 5,330.00 |
| 45 | 346 | John B. Dupuis Est., 14 Pilgrim St..... | 2,012 | 610.00 | | 610.00 |
| 45 | 347 | James Walker, Jr., & wf. Shirley, 312 Willard Ave..... | 4,024 | 1,330.00 | | 1,330.00 |
| 45 | 482 | William H. Smith, 129 Chester Ave.,..... | 3,665 | 1,280.00 | | 1,280.00 |
| 45 | 626 | Vincent A. Arbige, 318 Blackstone St..... | 3,689 | 1,570.00 | | 1,570.00 |
| 45 | 629 | Vincent A. Arbige, 308 Blackstone St..... | 2,075 | 880.00 | | 880.00 |
| 45 | 630 | Vincent A. Arbige, 306 Blackstone St..... | 2,075 | 880.00 | | 880.00 |
| 45 | 779 | Peter F. & Joan Sano, 85 Staniford St..... | 3,511 | 1,010.00 | | 1,010.00 |
| 46 | 270 | Arthur and Ruby Lawrence, Rhodes St..... | 4,743 | 980.00 | 2,380.00 | 3,360.00 |
| 47 | 116 | W. and M. Carroll Ests., 189 Swan St..... | 5,001 | 350.00 | | 350.00 |

Table 1—Continued

REAL ESTATE

REAL PROPERTY ACQUIRED BY CITY AT TAX SALE

Authority of Chapters 32 General Laws of 1938, 695 Public Laws of 1935, 1800 Public Laws of 1946

Property held by City on September 30, 1969

| Assessor's Plat No. | Lot No. | Assessed Owner at Time of Tax Sale | LOCATION | Area square feet | ASSESSOR'S VALUATION | | |
|---------------------------|------------|--|----------|------------------------|----------------------|-----------|-----------|
| | | | | | Land | Buildings | Total |
| 47 | 117 | M. E. Fauls Est., 193 Swan St. | | 4,993 | 1,500.00 | | 1,500.00 |
| 47 | 397 | William N. Brands, 108 Oxford St. | | 2,982 | 1,140.00 | 1,600.00 | 2,740.00 |
| 48 | 55 | Armand & Eva Procaccianti, 46 Ashmont St. | | 3,520 | 900.00 | 2,630.00 | 3,530.00 |
| 48 | 92 | Harrison A. DeGrass, 142 Oxford St. | | 2,660 | 980.00 | | 980.00 |
| 48 | 365 | Louise B. Dittmar et al., 147 Ocean St. | | 3,800 | 1,040.00 | | 1,040.00 |
| 48 | 377 | Walter J. Fisk, Jr., 97 Ocean St. | | 4,230 | 1,360.00 | | 1,360.00 |
| 48 | 522 | Patrick J. McAlister Est., 108 Miner St. | | 2,444 | 820.00 | | 820.00 |
| 48 | 523 | Edward Knox, Miner St. | | 1,955 | 740.00 | | 740.00 |
| 48 | 567 | Gertrude A. Davoren Est., 373 Sayles St. | | 3,200 | 900.00 | 3,580.00 | 4,480.00 |
| 48 | 848 | Vincent A. Tedeschi, 285 Oxford St. | | 1,519 | 690.00 | | 690.00 |
| 49 | 232 | Harry H. Oxx and wf., Doris E., R-50 Redwing St. | | 3,891 | 510.00 | | 510.00 |
| 49 | 260 | Edmond A. Brisson, 40 Niagara St. | | 2,225 | 1,140.00 | | 1,140.00 |
| 49 | 302 | Urban Realty Co., 28 Carter St. | | 6,500 | 1,520.00 | 9,300.00 | 10,820.00 |
| 49 | 553 | Bridget Conway, 29-31 Niagara St. | | 7,418 | 3,400.00 | 9,820.00 | 13,220.00 |
| 49 | 564 | Thomas Buckley and wf., Veronica | | 2,881 | 900.00 | | 900.00 |
| 49 | 569 | Frank W. Hennessey, Jr., 31 Burnett St. | | 1,050 | 360.00 | | 360.00 |
| 49 | 570 | Max Gordon, 32 Niagara St. | | 2,000 | 940.00 | | 900.00 |
| 49 | 571 | Edmond A. Brisson, 36 Niagara St. | | 2,000 | 940.00 | | 940.00 |
| 53 | 4 | I. Kaufman, 9 Husted Ct.—Rear | | 143 | 30.00 | | 30.00 |
| 53 | 138 | Albert Greenless et al., 130 Colfax St. | | 3,550 | 900.00 | 5,610.00 | 6,510.00 |
| 53 | 477 | E. Chapdelaine, 26 Rodman St. | | 1,598 | 370.00 | | 370.00 |
| 53 | 671 | Centerville Savings Bank, Price St. | | 30 | 110.00 | | 110.00 |
| 54 | 123 | Erline Snead & wf., Hazel, 186 Ocean St. | | 4,731 | 7,870.00 | 11,550.00 | 19,420.00 |
| 54 | 275 | Delia Malley et al., 215 Burnside St. | | 3,422 | 980.00 | | 980.00 |
| 54 | 279 | Lincoln M. Seddon et al., 217 Ocean St. | | 2,512 | 720.00 | 2,860.00 | 3,580.00 |
| 54 | 565 | Vincenzo D'Errico and wf., Grazia, Pavilion Ave. | | 1,910 | 510.00 | | 510.00 |
| 56 | 64 | City of Prov. and H. O. Walster, 26 Chapman St. | | 3,200 | 280.00 | | 280.00 |
| 57 | 81 | Patrick H. Quinn et al., 184 Pavilion Ave. | | 1,111 | 290.00 | | 290.00 |
| 57 | 82 | Patrick H. Quinn et al., 186 Pavilion Ave. | | 3,910 | 1,040.00 | | 1,040.00 |
| 57 | 114 | W. McDonald Est., 121 Byfield St. | | 5,000 | 1,200.00 | | 1,200.00 |
| 58 | 302 | T. O'Leary, 134 Johnson St. | | 3,200 | 900.00 | | 900.00 |
| 58 | 303 | T. O'Leary, 136 Johnson St. | | 3,200 | 900.00 | | 900.00 |
| 61 | 24 | J. M. Dean, 9 Morgan St. | | 3,039 | 840.00 | | 840.00 |
| 61 | 316 | Delia Gardner (Rear) Roger Williams Ave. | | 144 | 30.00 | | 30.00 |
| 62 | 188 | Thomas J. Banahan Est., 124 Bowdoin St. | | 2,800 | 770.00 | 3,230.00 | 4,000.00 |
| 62 | 241 | J. F. Bowen, 96 Barstow St. | | 3,193 | 610.00 | | 610.00 |
| 62 | 273 | J. F. Bowen, 123 Amherst St. | | 3,325 | 80.00 | | 80.00 |
| 62 | 285 | Salonga Farms Inc., 119-121 Bowdoin St. | | 3,800 | 610.00 | | 610.00 |
| 63 | 129 | Thomas J. Banahan Est., 35 Amsterdam St. | | 3,200 | 530.00 | | 530.00 |
| 63 | 130 | Thomas J. Banahan Est., 37 Amsterdam St. | | 3,200 | 480.00 | | 480.00 |
| 64 | 533 | Ind. Real Est. Inv. Co., Erastus St. | | 163 | 110.00 | | 110.00 |
| 64 | 534 | Ind. Real Est. Inv. Co., Erastus St. | | 140 | 110.00 | | 110.00 |
| 65 | 182 | G. Fraoili, 110 Allston St. | | 3,562 | 770.00 | | 770.00 |
| 65 | 183 | G. Fraoili, 114 Allston St. | | 3,800 | 820.00 | | 820.00 |
| 65 | 653 | Robert C. Auerbach & wf., Vivian, 24 Rill St. | | 3,830 | 480.00 | | 480.00 |
| 65 | 672 | Edward DeLorenzo, 64 Rill St. | | 3,062 | 450.00 | | 450.00 |
| 66 | 29 | Felix Carlone, Prescott St. | | 3,800 | 270.00 | | 270.00 |
| 66 | 162 | M. Storti Est., Allston St. | | 114 | 80.00 | | 80.00 |
| 68 | 91 | P. Berger Est., 21 Rear North Davis St. | | 192 | 30.00 | | 30.00 |
| 68 | 110 | C. Fairbrother, 15 Matthew St. | | 2,400 | 350.00 | | 350.00 |
| 68 | 115 | J. E. O'Donnell et al., 26 Vesta St. | | 3,246 | 430.00 | | 430.00 |
| 68 | 116 | J. E. O'Donnell et al., 22 Vesta St. | | 2,790 | 430.00 | | 430.00 |
| 68 | 119 | J. E. O'Donnell, et al., 16 Vesta St. | | 8,650 | 1,280.00 | | 1,280.00 |
| 68 | 121 | J. E. O'Donnell et al., 10 Vesta St. | | 2,840 | 370.00 | | 370.00 |
| 68 | 130 | Samuel Robinson Est., 9 Vesta St. | | 1,840 | 270.00 | | 270.00 |
| 68 | 136 | J. E. O'Donnell et al., 20 Wiley St. | | 2,825 | 370.00 | | 370.00 |
| 68 | 137 | J. E. O'Donnell et al., 17 Vesta St. | | 15,977 | 2,420.00 | | 2,420.00 |
| 68 | 138 | E. Feiner wf Lewis, 14 Wiley St. | | 2,400 | 350.00 | | 350.00 |
| 68 | 139 | J. E. O'Donnell et al., 12 Wiley St. | | 480 | 80.00 | | 80.00 |
| 68 | 231 | M. A. Harvey Est., Derry St. | | 2,527 | 190.00 | | 190.00 |
| 68 | 335 | Sarah Cohen, 219 Smith St. | | | | 2,750.00 | 2,750.00 |
| 68 | 446 | John Ukljewski, Delhi and Dan Sts. | | 855 | 400.00 | | 400.00 |
| 68 | 478 | D. Gitter, 336 Chalkstone Ave. | | 2,381 | 400.00 | | 400.00 |
| 68 | 506 | A. Johnston, 31 Wayne St. | | 2,323 | 480.00 | | 480.00 |
| 68 | 509 | W. R. Berry Est., 35 Wayne St. | | 2,380 | 530.00 | | 530.00 |
| 68 | 516 | Eva Rosilowicz, 74 Wayne St. | | 3,012 | 670.00 | 2,420.00 | 3,090.00 |

Table 1—Continued

REAL ESTATE

REAL PROPERTY ACQUIRED BY CITY AT TAX SALE

Authority of Chapters 32 General Laws of 1938, 695 Public Laws of 1935, 1800 Public Laws of 1946

Property held by City on September 30, 1969

| Assessor's Plat Lot No. No. | Assessed Owner at Time of Tax Sale | LOCATION | Area square feet | ASSESSOR'S VALUATION | | |
|-----------------------------------|--|--|------------------------|----------------------|-----------|----------|
| | | | | Land | Buildings | Total |
| 69 | 591 | Providence Life Insurance of R.I., 57 Osborne St.... | 4,000 | 900.00 | | 900.00 |
| 70 | 90 | Harris Land Co., 18 (Rear) Veto St. | 400 | 30.00 | | 30.00 |
| 70 | 451 | Harris Land Co., 88 Suffolk St. | 4,000 | 1,120.00 | | 1,120.00 |
| 70 | 516 | Harris Land Co., 110 Pungansett St. | 3,893 | 1,090.00 | | 1,090.00 |
| 70 | 562 | H. E. McPhillips Est., 89 Berkshire St. | 4,000 | 930.00 | | 930.00 |
| 70 | 574 | Harris Land Co., 99 Donelson St. | 4,000 | 1,120.00 | | 1,120.00 |
| 70 | 579 | Harris Land Co., 91 Suffolk St. | 4,000 | 1,120.00 | | 1,120.00 |
| 71 | 474 | Frank Delessandro, 25 Ledge St. | 7,060 | 1,780.00 | | 1,780.00 |
| 72 | 398 | George Scalero & wife Noella, 129 Chatham St. | 4,800 | 1,020.00 | | 1,020.00 |
| 76 | 49 | E. McCrillis, 149 Cornwall St. | 12,000 | 600.00 | | 600.00 |
| 79 | 42 | P. Zarrella, 45 Hazael St. | 4,000 | 840.00 | | 840.00 |
| 79 | 353 | C. W. Rohrich Est., 1008 Rear Douglas Ave. | 4,000 | 110.00 | | 110.00 |
| 80 | 543 | F. Curzio, Gerardi Ave. | 3,280 | 590.00 | | 590.00 |
| 80 | 588 | Beneditto De Sorro, Walsh St. | 3,280 | 30.00 | | 30.00 |
| 80 | 717 | George C. Calef, et al., Dunbar St. | 160 | 30.00 | | 30.00 |
| 85 | 228 | M. Capra Est., 354 Jastram St. | 4,000 | 800.00 | | 800.00 |
| 86 | 613 | Alton Realty, Alton Rd. | 707 | 720.00 | | 720.00 |
| 90 | 30 | A. Anthony Est., Rear Wentworth Ave. | 101 | 60.00 | | 60.00 |
| 90 | 72 | N. E. Land Co., Edgewood Blvd. | 740 | 110.00 | | 110.00 |
| 94 | 203 | A. Ciccola, 144 Hunnewell Ave. | 10,360 | 370.00 | | 370.00 |
| 94 | 255 | Claude Di Jesser, et al, Brush Hill Rd. | 3,200 | 30.00 | | 30.00 |
| 94 | 256 | Claude Di Jesser, et al, Brush Hill Rd. | 3,200 | 30.00 | | 30.00 |
| 94 | 262 | Claude Di Jesser, et al, Brush Hill Rd. | 3,200 | 30.00 | | 30.00 |
| 94 | 273 | Claude Di Jesser, et al, Hillcrest Ave. | 3,200 | 30.00 | | 30.00 |
| 94 | 277 | Claude Di Jesser, et al, Hillcrest Ave. | 3,200 | 30.00 | | 30.00 |
| 94 | 277 | Jos. V. Ortoleva Est., Hillcrest Ave. | 3,200 | 30.00 | | 30.00 |
| 94 | 278 | Jos. V. Ortoleva Est., Hillcrest Ave. | 3,200 | 30.00 | | 30.00 |
| 94 | 279 | Claude Di Jesser, et al, Hillcrest Ave. | 3,200 | 110.00 | | 110.00 |
| 94 | 280 | Claude Di Jesser, et al, Hillcrest Ave. | 3,200 | 110.00 | | 110.00 |
| 94 | 389 | Joseph V. Ortoleva, Freedom Rd. | 3,219 | 1,060.00 | | 1,060.00 |
| 94 | 703 | Joseph V. Ortoleva, Freedom Road. | 4,110 | 1,450.00 | | 1,450.00 |
| 95 | 480 | Claude Di Jesser, et al, Ridgeway Ave. | 3,888 | 160.00 | | 160.00 |
| 95 | 481 | Jos. V. Ortoleva, et al, Ridgeway Ave. | 3,199 | 50.00 | | 50.00 |
| 95 | 482 | Claude Di Jesser, et al, Ridgeway Ave. | 3,200 | 50.00 | | 50.00 |
| 95 | 483 | Claude Di Jesser, et al, Ridgeway Ave. | 3,200 | 570.00 | | 570.00 |
| 95 | 490 | Claude Di Jesser, et al, Ridgeway Ave. | 3,200 | 50.00 | | 50.00 |
| 95 | 491 | Claude Di Jesser, et al, Ridgeway Ave. | 3,200 | 50.00 | | 50.00 |
| 95 | 497 | Claude Di Jesser, et al, Ruby St. | 3,200 | 50.00 | | 50.00 |
| 95 | 498 | Claude Di Jesser, et al, Ruby St. | 3,200 | 50.00 | | 50.00 |
| 95 | 505 | Claude Di Jesser, et al, Hillcrest Ave. | 3,016 | 50.00 | | 50.00 |
| 95 | 506 | Claude Di Jesser, et al, Hillcrest Ave. | 2,469 | 110.00 | | 110.00 |
| 97 | 207 | C. Lombardi et al., 40 Spokane St. | 7,359 | 740.00 | | 740.00 |
| 97 | 210 | Adelaide Varone Monaco, Langdon St. | 87 | 30.00 | | 30.00 |
| 97 | 521 | Carmin D'Uva and wf., Raphael Ave. | 56 | 3.00 | | 3.00 |
| 97 | 525 | A. P. Hoffman, MacGregor St. | 400 | 60.00 | | 60.00 |
| 97 | 526 | A. P. Hoffman, MacGregor St. | 200 | 80.00 | | 80.00 |
| 97 | 674 | Peter Bucci and wf., 11 Smart St. | 1,600 | 540.00 | | 540.00 |
| 98 | 212 | J. Hainsworth, 27 Rear Langdon St. | 309 | 30.00 | | 30.00 |
| 99 | 100 | A. Johnston, 142 Sherwood St. | 5,360 | 530.00 | | 530.00 |
| 99 | 101 | A. Johnston, 138 Sherwood St. | 3,520 | 400.00 | | 400.00 |
| 99 | 102 | A. Johnston, 134 Sherwood St. | 3,760 | 530.00 | | 530.00 |
| 99 | 203 | Harris Land Co., Glasgow St. at Lancashire St. | 4,000 | 370.00 | | 370.00 |
| 99 | 212 | E. G. Carr, 54-58 Anchor St. | 6,400 | 960.00 | | 960.00 |
| 99 | 259 | Harris Land Co., 57 Anchor St. | 3,200 | 290.00 | | 290.00 |
| 99 | 260 | C. A. Costanza, 61 Anchor St. | 3,200 | 290.00 | | 290.00 |
| 99 | 261 | Harris Land Co., 65 Anchor St. | 3,200 | 290.00 | | 290.00 |
| 102 | 77 | C. Birth Est., 52 Henrietta St. | 4,000 | 720.00 | | 720.00 |
| 102 | 78 | C. Birth Est., 48 Henrietta St. | 4,000 | 720.00 | | 720.00 |
| 102 | 91 | C. Birth Est., Wild St. | 3,762 | 280.00 | | 280.00 |
| 102 | 92 | C. Birth Est., Wild St. | 3,937 | 290.00 | | 290.00 |
| 104 | 453 | Mario G. Macaruso, 147 Elmdale Ave. | 4,000 | 800.00 | | 800.00 |
| 104 | 623 | A. Paolino Est., 17 Cumerford St. | 4,000 | 800.00 | | 800.00 |
| 105 | 221 | W. J. Hamilton, Magnolia St. | 546 | 160.00 | | 160.00 |
| 105 | 367 | Erdine M. Tourtellot, 39-41 Heath St. | 2,500 | 930.00 | | 930.00 |
| 105 | 417 | J. J. Burdick et al., Kelly St. | 520 | 50.00 | | 50.00 |
| 105 | 419 | A. MacDonald, 28 Eastwood Ave. | 5,000 | 80.00 | | 80.00 |
| 105 | 420 | A. MacDonald, 32 Eastwood Ave. | 5,000 | 80.00 | | 80.00 |
| 105 | 421 | A. MacDonald, 36 Eastwood Ave. | 5,000 | 80.00 | | 80.00 |

Table 1—Continued

Authority of Chapters 32 General Laws of 1938, 695 Public Laws of 1935, 1800 Public Laws of 1946
 Property held by City on September 30, 1969

| Assessor's Plat No. | Lot No. | Assessed Owner at Time of Tax Sale | LOCATION | Area square feet | ASSESSOR'S VALUATION | | |
|--|------------|--|----------|------------------------|----------------------|---------------|---------------|
| | | | | | Land | Buildings | Total |
| 105 | 422 | A. MacDonald, 40 Eastwood Ave. | | 5,000 | 80.00 | | 80.00 |
| 109 | 529 | Bonded Mun. Corp., What Cheer Ave. | | 151 | 30.00 | | 30.00 |
| 110 | 70 | R. Iannozzi and wf., C., Mercy St. | | 240 | 50.00 | | 50.00 |
| 110 | 322 | Regal Printing Co., 92 Prudence Ave. | | 4,351 | 590.00 | | 590.00 |
| 110 | 430 | Giacomo Di Zazzo et al., Cavelotti St. | | 3,200 | 270.00 | | 270.00 |
| 113 | 33 | A. Scott, 75 Kinfield St. | | 4,500 | 130.00 | | 130.00 |
| 113 | 34 | A. Scott, 71 Kinfield St. | | 4,500 | 130.00 | | 130.00 |
| 113 | 129 | Carrie L. Pallas, Hilarity St. | | 5,000 | 160.00 | | 160.00 |
| 113 | 130 | F. and L. Claisse Ests., 76 Hilarity St. | | 5,000 | 160.00 | | 160.00 |
| 113 | 131 | F. and L. Claisse Ests., 80 Hilarity St. | | 5,000 | 160.00 | | 160.00 |
| 113 | 132 | F. and L. Claisse Ests., 84 Hilarity St. | | 5,000 | 160.00 | | 160.00 |
| 113 | 133 | A. Scott, 88 Hilarity St. | | 5,000 | 160.00 | | 160.00 |
| 113 | 134 | A. Scott, 92 Hilarity St. | | 5,000 | 160.00 | | 160.00 |
| 113 | 135 | A. Scott, 96 Hilarity St. | | 5,000 | 280.00 | | 280.00 |
| 113 | 154 | Francis T. McGarry and wf., Hilarity St. | | 4,000 | 440.00 | | 440.00 |
| 113 | 155 | Francis T. McGarry and wf., Hilarity St. | | 4,000 | 440.00 | | 440.00 |
| 113 | 198 | Francis T. McGarry and wf., 92 Bowlett St. | | 4,500 | 480.00 | | 480.00 |
| 113 | 199 | Francis T. McGarry and wf., 98 Bowlett St. | | 4,500 | 480.00 | | 480.00 |
| 114 | 26 | J. J. Burdick et al., Grimwood St. | | 2,728 | 80.00 | | 80.00 |
| 114 | 27 | J. J. Burdick et al., Grimwood St. | | 4,075 | 120.00 | | 120.00 |
| 114 | 28 | J. J. Burdick et al., Grimwood St. | | 5,925 | 180.00 | | 180.00 |
| 114 | 66 | Charles H. Davis, Celia St. | | 55 | 20.00 | | 20.00 |
| 114 | 226 | A. Johnson, 226 King Philip St. | | 4,500 | 240.00 | | 240.00 |
| 114 | 227 | Katherine T. H. McCrillis, King Philip St. | | 4,500 | 240.00 | | 240.00 |
| 115 | 117 | R. J. Fellows Est., Seton St. | | 3,200 | 100.00 | | 100.00 |
| 115 | 144 | R. J. Fellows Est., Springfield St. | | 520 | 40.00 | | 40.00 |
| 115 | 150 | John F. Murray and Albeus M. Murray Est., 56 Thornton St. | | 1,305 | 40.00 | | 40.00 |
| 115 | 151 | J. F. Murray et al., Thornton St. | | 2,864 | 80.00 | | 80.00 |
| 115 | 152 | J. F. Murray et al., Thornton St. | | 2,343 | 100.00 | | 100.00 |
| 115 | 153 | John F. Murray and Albeus M. Murray Est., 46 Thornton St. | | 825 | 40.00 | | 40.00 |
| 115 | 154 | J. F. Murray et al., Thornton St. | | 3,183 | 100.00 | | 100.00 |
| 115 | 155 | J. F. Murray et al., Thornton St. | | 2,827 | 100.00 | | 100.00 |
| 115 | 179 | E. McCrillis, Stansfield St. | | 2,912 | 80.00 | | 80.00 |
| 115 | 184 | M. DiGiacomo, Stansfield St. | | 5,000 | 160.00 | | 160.00 |
| 115 | 185 | S. and J. Gentolfi, Stansfield St. | | 6,900 | 400.00 | | 400.00 |
| 115 | 212 | V. Lombardo, Milo St. | | 3,200 | 180.00 | | 180.00 |
| 115 | 213 | V. Lombardo, Milo St. | | 3,200 | 180.00 | | 180.00 |
| 115 | 264 | Luigi Paglia & wife Bettina Est., Diana St. | | 4,000 | 220.00 | | 220.00 |
| 115 | 265 | Luigi Paglia & wife Bettina Est., Diana St. | | 4,000 | 220.00 | | 220.00 |
| 115 | 272 | Loreto Volpe Estate, Springfield St. | | 2,800 | 200.00 | | 200.00 |
| 115 | 328 | D. Martin, Ophelia St. | | 3,200 | 180.00 | | 180.00 |
| 115 | 516 | A. DiZazzo and wf., M., Horace St. | | 3,000 | 180.00 | | 180.00 |
| 115 | 517 | A. DiZazzo and wf., M., Horace St. | | 3,000 | 180.00 | | 180.00 |
| 115 | 523 | Enterprise Real Est. Corp., Horace St. | | 2,438 | 120.00 | | 120.00 |
| 115 | 530 | Enterprise Real Est. Corp., Boundary Ave. | | 3,000 | 100.00 | | 100.00 |
| 115 | 531 | Enterprise Real Est. Corp., Boundary Ave. | | 3,000 | 100.00 | | 100.00 |
| 119 | 205 | A. E. Harris, Liege St. | | 376 | 30.00 | | 30.00 |
| 119 | 206 | A. E. Harris, Venice St. | | 188 | 30.00 | | 30.00 |
| 119 | 207 | A. E. Harris, Venice St. | | 376 | 30.00 | | 30.00 |
| 119 | 208 | A. E. Harris, Mowry St. | | 218 | 30.00 | | 30.00 |
| 122 | 110 | N. E. Land Co., Longwood Ave. | | 4,000 | 800.00 | | 800.00 |
| 122 | 148 | State Land Co., Inc., Longwood Ave. | | 4,866 | 1,170.00 | | 1,170.00 |
| 122 | 170 | N. E. Land Co., Longwood Ave. | | 3,916 | 800.00 | | 800.00 |
| 122 | 178 | N. E. Land Co., Longwood Ave. | | 50 | 30.00 | | 30.00 |
| 123 | 29 | J. Molloy, Veazie St. | | 450 | 160.00 | | 160.00 |
| 123 | 113 | D. F. Roper Est., 133 Sunbury St. | | 3,200 | 610.00 | | 610.00 |
| 123 | 173 | G. A. Mercurio Est., 793 River Ave. | | 3,860 | 930.00 | | 930.00 |
| 123 | 174 | G. A. Mercurio Est., 797 River Ave. | | 3,860 | 930.00 | | 930.00 |
| 124 | 152 | Maria Comella, 31 Winona St. | | 1,600 | 480.00 | | 480.00 |
| 126 | 20 | R.I. Ice Co., Rear Reservoir Ave. | | 1,125 | 110.00 | | 110.00 |
| 126 | 276 | Reservoir Rest., Inc., 241 Reservoir Ave. | | | | 75,000.00 | 75,000.00 |
| 126 | 296 | R.I. Ice Co., Shore Mashapaug Pond | | 2,063 | 380.00 | | 380.00 |
| Total Real Property Acquired by City at Tax Sale | | | | 1,053,167 | \$ 212,063.00 | \$ 214,040.00 | \$ 426,103.00 |

Table 1—Continued

TRUST AND SPECIAL FUNDS

DEXTER DONATION

Real Estate at September 30, 1969

The following property was devised to the Town of Providence, in the year 1824, by the will of Ebenezer Knight Dexter, Esq. (See City Auditor's Annual Report for 1864.)

| Assesor's Plat No. | Lot No. | LOCATION | Area square feet | ASSESSOR'S VALUATION | | | NAMES OF TENANTS | Rent per Annum * | Term of Lease, Years* | Lease Terminates |
|------------------------------------|------------|--|------------------------|----------------------|-----------|----------------------|--|------------------------|--------------------------------|---------------------|
| | | | | Land | Buildings | Total | | | | |
| 32 | 200 | Dexter and Parade Streets, Hollywood Road and State Armory | †420,568 | \$ 131,480.00 | | \$ 131,480.00 | Dexter Training Ground. A Bronze statue of Ebenezer Knight Dexter, donated by Henry C. Clark, is located on this field | | | |
| 8 | 243 | Doyle Ave., south side | †8,948 | 1,680.00 | | 1,680.00 | Patrick A. Quinton and wife Mary A. | 120.00 | †... | |
| 32 | 212 | Cranston Street | †6,036 | 3,170.00 | | 3,170.00 | Ortoleva Realty Co. | 250.00 | 40 | May 20, 1976 |
| 32 | 239 | Harrison Street, west side | †5,031 | 1,490.00 | | 1,490.00 | Joseph Laudini and wife, Lucy | 75.00 | 40 | Jan. 1, 1990 |
| 32 | 240 | Harrison Street, west side | †5,031 | 1,490.00 | | 1,490.00 | Fernand P. Ledoux | 75.00 | 40 | Jan. 1, 1990 |
| 32 | 245 | Harrison Street, west side | †5,030 | 1,490.00 | | 1,490.00 | John Cutroneo & wife, Louise | 75.00 | 40 | Feb. 1, 1990 |
| 32 | 250 | Harrison Street, west side..... | †5,029 | 1,490.00 | | 1,490.00 | Frank D. McKendall, Inc. | 75.00 | 40 | Aug. 1, 1977 |
| 32 | 253 | Durfee Street | †3,091 | 690.00 | | 690.00 | Mrs. Walter I. Pearce | 50.00 | †... | |
| 32 | 261 | Harrison Street, east side | †5,031 | 1,490.00 | | 1,490.00 | Irene Estelle Spink | 75.00 | 20 | Apr. 1, 1970 |
| 32 | 282 | Hammond Street, west side..... | †5,032 | 1,490.00 | | 1,490.00 | Frank D. McKendall, Inc. | 75.00 | 40 | Nov. 1, 1980 |
| 32 | 283 | Hammond Street, west side..... | †5,032 | 1,490.00 | | 1,490.00 | Frank D. McKendall, Inc. | 75.00 | 40 | May 1, 1985 |
| 32 | 293 | Hammond Street, west side..... | †15,091 | 4,020.00 | | 4,020.00 | School Committee | 444.00 | | |
| Total Dexter Donation | | | 488,950 | \$ 151,470.00 | | \$ 151,470.00 | | \$1,389.00 | | |

Exhibit G

†Actual survey by City Engineers.

Lot 270, Plat 32, and a small portion of Lot 272, condemned by State of Rhode Island for military purposes (U. T. A.) in 1918.

*All estates leased for forty years are subject to an additional sum equal to the annual city tax.

†New leases under consideration.

Table 1—Continued

TRUST AND SPECIAL FUNDS**CHARLES H. SMITH ESTATE****Real Estate at September 30, 1969**

The following property was devised to the City of Providence in perpetual trust under the terms set forth in the fourteenth clause of the will of Charles H. Smith. See Joint Resolution of City Council, No. 176, approved June 8, 1937 accepting the bequest and devise contained in said will for the purposes and conditions therein expressed.

| Assesor's Plat No. | Lot No. | LOCATION | NAME OF PROPERTY | Area, square feet | ASSESSOR'S VALUATION | | |
|--|------------|-----------------------------------|------------------|-------------------------|----------------------|-------------|-------------|
| | | | | | Land | Buildings | Total |
| Providence, R. I. | | | | | | | |
| 54 | 315 | 259 Thurbers Avenue | | 7,289 | 1,490.00 | | 1,490.00 |
| 54 | 316 | 261 Thurbers Avenue | | 8,562 | 1,760.00 | 3,450.00 | 5,210.00 |
| 54 | 317 | 265 Thurbers Avenue | | 8,552 | 1,730.00 | 160.00 | 1,890.00 |
| Jamestown, R. I. | | | | | | | |
| | | Conanicut Park Plat Lot..... | | 5,000 | 194.00 | | 194.00 |
| North Providence, Lincoln and Smithfield, R.I. | | | | | | | |
| | | Wenscott Reservoir Plat Lot | | | | | |
| Total..... | | | | 29,403 | \$ 5,174.00 | \$ 3,610.00 | \$ 8,784.00 |

Exhibit G

Table 2

PRODUCTIVE REAL ESTATE

| TENANTS | LOCATION | Rent per Annum | Term of Lease, Years | Termination of Lease |
|---|---|------------------------|-------------------------------|----------------------------|
| Income to City of Providence: | | | | |
| Ace Warehouse of R.I. | Building No. 3, Municipal Wharf..... | 41,058.00 | 10 | Dec. 31, 1978 |
| American Locomotive Co. | Land on Valley Street | 48.00 | | Year to Year |
| Bettencourt, Mildred | Land, southeast side of East George St. | 50.00 | | |
| Bettencourt, Mildred | East River Street | 180.00 | | |
| Brewster Building Materials Co., Inc. | Land at Fields Point | 11,167.64 | 5 | Aug. 14, 1971 |
| Cities Service Oil Co. | Land at Fields Point | 16,966.40 | 20 | June 30, 1981 |
| DiGregorio, Ernest | Langdon Street and Branch Avenue... | 150.00 | 5 | |
| A. C. Dutton Lumber Corp. | Fields Point | 13,950.00 | 3 | |
| Federal Hill Business Men's Association | Land at northerly side of Atwells Ave. | 500.00 | 1 | May 13, 1970 |
| Fields Point Mfg. Co. | Land at Fields Point | 4,604.64 | 10 | June 19, 1973 |
| James C. Goff Co. | Land on Reservoir Avenue | 25.00 | | |
| John J. Hudson, Inc. | Land at Fields Point | 1,200.00 | 10 | |
| Humble Oil & Refining Co. | Land, easterly side of Charles Street | 125.00 | | |
| International Union of Operating Engineers, Local 57 | Land on Gano Street | 1,500.00 | 20 | June 30, 1978 |
| Ladish, Anthony F. & Dorothy M. | Land, junction of Harris and Kinsley Avenues. | 900.00 | 10 | Sept. 14, 1972 |
| Ladish, Anthony F. & Dorothy M. | Land adjoining above | 650.00 | 10 | Sept. 14, 1972 |
| Lehigh Portland Cement | Land at Fields Point | 5,600.00 | 10 | Mar. 31, 1971 |
| Martin Luther King Center for the Arts..... | Social Welfare Building — Portland Street | 12.00 | | Month to Month |
| George Mann & Co., Inc. | Land at Fields Point | 4,800.00 | 20 | Mar. 31, 1985 |
| Marquette Cement Manufacturing | Easement at Fields Point | 500.00 | 30 | July 27, 1991 |
| Medeiros, Manuel | Land at Public and Burnett Streets... | 1,202.00 | 5 | Aug. 21, 1971 |
| McKenna-McAllister Post No. 592, V.F.W. | Seventh Ward Room Bldg. | 600.00 | 3 | June 14, 1970 |
| Moakler, John W. | Promenade Street | 75.00 | | |
| Mobil Oil Corporation | Land, junction Harris & Kinsley Aves. | 1,680.00 | 5 | July 31, 1974 |
| Mt. Hope Day Care Center..... | Montague St. School..... | 1.00 | | Year to Year |
| John J. Orr & Sons, Inc. | Land at Municipal Pier | 1,600.00 | 20 | Oct. 31, 1979 |
| John J. Orr & Sons, Inc. | Land at Fields Point | 5,496.00 | 5 | |
| Perrotti, Alfred P. & Elizabeth | Neutaconkanut Park | 50.00 | 5 | May 1, 1972 |
| Providence Bowling Green Club | Neutaconkanut Park | 1.00 | | |
| | | Per year Per member | | |
| Providence Fruit and Produce Bldg., Inc. | Harris Avenue | 1,750.00 | | |
| Providence Preservation Society | Old Meeting Street School | 1.00 | | Year to Year |
| Providence Public Library | Wickenden Street | 1.00 | | Year to Year |
| Pullman Pancake House | Land adjoining diner, Broad Street... | 600.00 | | |
| Rhode Island Association for Retarded Children... | Putnam Street School | 1.00 | 20 | July 31, 1980 |

Table 2—Continued

PRODUCTIVE REAL ESTATE

| TENANTS | LOCATION | Rent per Annum | Term of Lease, Years | Termination of Lease |
|---|---|----------------------|-------------------------------|----------------------------|
| A. F. Rotelli & Sons, Inc. | Portion of Collyer Park | 180.00 | 20 | Oct. 31, 1979 |
| Sinclair Refining Company | Land at Fields Point | 20,000.00 | 10 | Dec. 31, 1969 |
| St. Adalbert's Church Corp. | Old Police Station, northwest corner, Capron and Chaffee Streets | 1.00 | 20 | Jan. 31, 1983 |
| St. Dunstan's Day School | Old Benefit Street School | 1.00 | 1 | |
| Sullivan, Daniel L. | Elmwood and Potters Avenue | 1,700.00 | 20 | Dec. 30, 1978 |
| Sun Oil Company | Land at Fields Point | 8,377.40 | 20 | June 30, 1971 |
| Sun Oil Company | Land at Fields Point | 14,400.00 | 5 | |
| Tessitore, Alfredo | Land at Pleasant Valley Parkway... | 100.00 | | |
| Thayer Realty Co. | Old Meeting Street School | 2,500.00 | 40 | Dec. 1, 1972 |
| U.S. General Services Administration | Land and buildings, Hope Street and Alumni Avenue | 35,000.00 | 5 | Dec. 31, 1971 |
| White, William W. | Land northwesterly corner of South Court and Wheaton Streets..... | 1.00 | 5 | June 27, 1973 |
| Wilson & Company | Mossassuck River bed | 2,800.00 | 15 | May 31, 1970 |
| G. E. Wilson Company | Land at Fields Point..... | 4,286.04 | 20 | Mar. 31, 1985 |
| Total | | \$206,391.12 | | |
| Income to Water Works (Scituate Property): | | | | |
| Atlantic Tool Co. | Pontiac Avenue | \$ 120.00 | | |
| Brown, Arthur L. | Hopkins Avenue--Lot 708 | 180.00 | | |
| Clarke, Elton L. | Elmdale | 12.00 | | |
| North Scituate Fire Dept. No. 1 | Scituate | 1.80 | | |
| Rhode Island Episcopal Convention | Danielson Pike, Scituate | 6.93 | | |
| Rhode Island Episcopal Convention | Danielson Pike, Scituate | 4.57 | | |
| Rhode Island Episcopal Convention | Danielson Pike, Scituate | 2.16 | | |
| St. Joseph's Church Corporation | North Scituate | 2.98 | | |
| Town of Scituate | Rear of Town Hall | 4.86 | | |
| Town of Smithfield | Land at Longview Reservoir | 10.00 | | |
| Total | | \$ 345.30 | | |

Table 3

SUMMARY OF INVENTORIES OF PERSONAL PROPERTY

September 30, 1969

| | | | | |
|---|----|------------|----------|--------------|
| Board of Canvassers and Registration | | \$ | 6,294.96 | |
| Board of Review—Zoning | | | 2,923.07 | |
| Board of Tax Assessment Review | | | 45.00 | |
| Building Inspection Department: | | | | |
| Building Inspection Department Administration | \$ | 6,964.93 | | |
| Structures and Zoning | | 3,472.59 | | |
| Plumbing, Drainage and Gas Piping Division | | 6,079.09 | | |
| Electrical Installations Division | | 5,108.74 | | |
| Mechanical Equipment | | 6,185.77 | | 27,811.12 |
| Bureau of Licenses | | | | 6,304.94 |
| City Assessor | | | | 15,390.80 |
| City Clerk | | | | 4,232.41 |
| City Collector | | | | 14,727.70 |
| City Controller: | | | | |
| Controller's Division | \$ | 20,230.68 | | |
| Employees' Retirement Division | | 13,574.70 | | 33,805.38 |
| City Sergeant | | | | 12,781.58 |
| City Treasurer | | | | 2,957.29 |
| Commissioner of Public Safety: | | | | |
| Fire Department | \$ | 809,227.14 | | |
| Police Court | | 3,815.82 | | |
| Police Department | | 314,685.65 | | 1,127,728.61 |
| Department of Planning and Urban Development: | | | | |
| City Plan Commission | \$ | 16,186.64 | | |
| Division of Minimum Housing | | 9,233.56 | | |
| Providence Redevelopment Agency | | 15,274.07 | | 40,694.27 |
| Finance Director | | | | 5,486.97 |
| Health Activities: | | | | |
| Vital Statistics | | | | 6,687.46 |
| Human Relations Commission | | | | 3,682.97 |
| Law Department | | | | 52,973.85 |
| Mayor's Office | | | | 33,147.10 |
| Park Commissioners: | | | | |
| North Burial Ground | \$ | 24,096.90 | | |
| Parks — General | | 25,994.75 | | |
| Parks — Administration | | 2,211.88 | | |
| Roger Williams Park — Museum | | 38,083.07 | | |
| Roger Williams Park | | 65,465.08 | | |
| Forestry Department | | 12,614.15 | | 168,465.83 |
| Probate Court | | | | 13,987.77 |
| Providence Civilian Defense Council | | | | 53,789.56 |
| Public Welfare | | | | 30,666.58 |
| Public Works Department: | | | | |
| Administration | \$ | 17,052.86 | | |
| Bridge Maintenance | \$ | 2,018.32 | | |
| Draw Bridge | | 1,816.65 | | 3,834.97 |

Table 3—Continued

SUMMARY OF INVENTORIES OF PERSONAL PROPERTY

September 30, 1969

| | | |
|--|--------------|-----------------|
| Construction and Maintenance Division: | | |
| Highway | \$ 625.00 | |
| Revolving Fund Rental Equipment | 813,765.47 | 814,390.47 |
| Drain Permits | | \$ 209.00 |
| Engineering Office | | 18,905.00 |
| Family Relocation Service | | 1,448.44 |
| Harbor Master | | 36.00 |
| Sanitation Division: | | |
| Administration | \$ 623.00 | |
| Garbage Collection | 5,038.51 | |
| Environment Control | 15,413.98 | 21,075.49 |
| Municipal Dock | | 635.00 |
| Public Buildings Division | | 4,150.94 |
| Sewage Disposal | | 4,066.59 |
| Sewage Pumping Station | | 1,044.25 |
| Sewer Construction Equipment | | 55,389.72 |
| Sidewalks and Curbing | | 1,007.25 |
| Street Lighting | | 618.00 |
| Street Cleaning | | 2,666.84 |
| Communication Equipment | | 45,181.50 |
| Purchasing Department: | | |
| Purchasing Agent | \$ 13,837.45 | |
| Municipal Garage | 16,103.94 | |
| Printing Department | 10,437.55 | 40,378.94 |
| Recorder of Deeds | | 20,075.88 |
| Recreation Department | | 55,126.04 |
| Superintendent of Weights and Measures | | 1,192.82 |
| Traffic Engineering | | 182,922.88 |
| Water Supply Board | | 219,869.80 |
| Westminster Mall | | 718.00 |
| Total Value of Personal Property Inventories for Fiscal Year 1968-1969 | | \$ 3,176,581.90 |

*School Inventories of Books, Supplies and Equipment unavailable at time of printing of this report.

Table 4

CITY TAXES AND VALUATIONS BY YEARS

Assessor's Valuation of the Real and Personal Property of the City of Providence for the years 1870, 1880, 1890, 1900, 1910, 1920, 1925, 1930, 1935, 1940, 1945 and each year since; also the rate and amount of assessment in each year.

| YEAR* | Real Estate | Personal Estate | Total | Rate per \$1,000 | Amount of Tax |
|------------|---------------|-----------------|---------------|------------------|-----------------|
| 1870 | \$ 52,511,800 | \$ 40,565,100 | \$ 93,076,900 | \$13.50 | \$ 1,256,538.15 |
| 1880 | 88,012,100 | 27,908,900 | 115,921,000 | 13.50 | 1,564,933.50 |
| 1890 | 104,684,440 | 35,932,620 | 140,617,060 | 15.00 | 2,109,255.90 |
| 1900 | 149,094,840 | 43,022,400 | 192,117,240 | 16.00 | 3,073,875.84 |
| 1910 | 190,136,040 | 69,009,020 | 259,145,060 | 16.50 | 4,275,893.49 |
| 1920 | 287,064,360 | 89,806,600 | 376,870,960 | 23.50 | |
| | | 105,692,440 | 105,692,440 | 4.00 | 9,279,237.32 |
| 1925 | 343,180,770 | 99,074,300 | 442,255,070 | 23.00 | |
| | | 132,665,600 | 132,665,600 | 4.00 | 10,702,529.01 |
| 1930 | 426,530,808 | 98,125,700 | 524,656,508 | 23.50 | |
| | | 168,461,780 | 168,461,780 | 4.00 | 13,003,275.06 |
| 1935 | 408,417,940 | 80,623,000 | 489,040,940 | 24.50 | |
| | | 128,974,500 | 128,974,500 | 4.00 | 12,497,401.03 |
| 1940 | 403,951,510 | 93,749,500 | 497,701,010 | 25.00 | |
| | | 234,361,200 | 234,361,200 | 4.00 | 13,379,970.05 |
| 1945 | 395,537,540 | 106,378,100 | 501,915,640 | 25.00 | |
| | | 220,366,320 | 220,366,320 | 4.00 | 13,429,356.28 |
| 1946 | 394,046,380 | 109,099,500 | 503,145,880 | 25.00 | |
| | | 216,230,600 | 216,230,600 | 4.00 | 13,443,569.40 |
| 1947 | 397,131,920 | 118,531,340 | 515,663,260 | 25.00 | |
| | | 219,782,330 | 219,782,330 | 4.00 | 13,770,710.82 |
| 1948 | 407,178,345 | 132,410,253 | 539,588,598 | 25.00 | |
| | | 207,275,875 | 207,275,875 | 4.00 | 14,318,818.45 |
| 1949 | 447,270,714 | 136,036,151 | 583,306,865 | 28.00 | |
| | | 199,398,583 | 199,398,583 | 4.00 | 17,130,186.55 |
| 1950 | 452,436,056 | 138,829,946 | 591,266,002 | 28.00 | |
| | | 211,066,571 | 211,066,571 | 4.00 | 17,399,714.34 |
| 1951 | 456,631,555 | 146,394,019 | 603,025,574 | 29.40 | |
| | | 229,299,350 | 229,299,350 | 4.00 | 18,646,214.88 |
| 1952 | 463,305,285 | 154,135,374 | 617,440,659 | 29.40 | |
| | | 235,169,650 | 235,169,650 | 4.00 | 19,093,580.33 |
| 1953 | 468,969,936 | 156,070,307 | 625,040,243 | 31.00 | |
| | | 230,833,032 | 230,833,032 | 4.00 | 20,299,579.66 |
| 1954 | 475,136,045 | 155,825,735 | 630,961,780 | 31.00 | |
| | | 218,930,642 | 218,930,642 | 4.00 | 20,435,537.75 |
| 1955 | 482,861,470 | 151,043,700 | 633,905,170 | 33.00 | |
| | | 229,281,705 | 229,281,705 | 4.00 | 21,835,997.43 |
| 1956 | 516,162,680 | 153,508,637 | 669,671,317 | 33.00 | |
| | | 256,986,670 | 256,986,670 | 4.00 | 23,127,100.14 |
| 1957 | 519,974,630 | 152,560,840 | 672,535,470 | 35.50 | |
| | | 251,583,460 | 251,583,460 | 4.00 | 24,881,456.56 |
| 1958 | 521,124,270 | 153,808,913 | 674,933,183 | 35.50 | |
| | | 245,612,820 | 245,612,820 | 4.00 | 24,942,685.59 |
| 1959 | 520,155,610 | 150,581,386 | 670,736,996 | 39.00 | |
| | | 272,297,787 | 272,297,787 | 4.00 | 27,247,970.71 |
| 1960 | 517,500,420 | 152,730,540 | 670,230,960 | 39.00 | |
| | | 275,921,872 | 275,921,872 | 4.00 | 27,242,694.93 |
| 1961 | 591,971,610 | 153,708,793 | 745,680,403 | 39.00 | |
| | | 254,364,190 | 254,364,190 | 4.00 | 30,099,073.60 |
| 1962 | 587,635,220 | 158,104,997 | 745,740,217 | 39.00 | |
| | | 311,522,650 | 311,522,650 | 4.00 | 30,329,959.06 |
| 1963 | 586,304,627 | 166,851,215 | 753,155,842 | 39.00 | |
| | | 272,670,045 | 272,670,045 | 4.00 | 30,463,758.02 |
| 1964 | 586,886,310 | 172,032,440 | 758,918,750 | 39.00 | |
| | | 285,448,380 | 285,448,380 | 4.00 | 30,739,624.77 |
| 1965 | 589,328,500 | 178,905,310 | 768,233,810 | 39.00 | |
| | | 290,113,000 | 290,113,000 | 4.00 | 31,121,570.59 |
| 1966 | 589,688,780 | 175,033,480 | 764,722,260 | 39.00 | |
| | | 273,021,280 | 273,021,280 | 4.00 | 30,916,253.26 |
| 1967 | 603,063,760 | 181,951,000 | 785,014,760 | 43.00 | |
| | | 242,519,100 | 242,519,100 | 4.00 | 34,725,711.08 |
| 1968 | 621,691,850 | 184,699,020 | 806,390,870 | 43.00 | |
| | | 245,288,860 | 245,288,860 | 4.00 | 35,691,919.89 |
| 1969 | 632,528,990 | 140,633,470 | 773,162,460 | 43.00 | |
| | | 245,331,650 | 245,331,650 | 4.00 | 34,227,312.38 |
| | | **28,825,500 | 28,825,500 | 75.17 | 2,166,808.58 |

*Year denotes tax assessment for fiscal year beginning October 1 which was assessed on December 31 of the prior year.

**Manufacturers Machinery and Equipment Tax in accordance with Chapter 245 Public Laws of 1966 as amended.

Table 5

142

DEBT, NET DEBT, POPULATION AND VALUATION BY YEARS

| Year | Population | DEBT Funded | Floating | Total | Sinking Fund Bond Premiums and Reserves | Net Debt | Net Debt Per Capita | Assessor's Valuation | Valuation Per Capita |
|------|------------|-----------------|---------------|-----------------|---|-----------------|------------------------------|-------------------------|----------------------------|
| 1910 | 224,326 | \$18,949,000.00 | \$ 462,035.10 | \$19,411,035.10 | \$ 6,674,221.02 | \$12,736,814.08 | \$ 56.78 | \$ 259,145,060.00 | \$1,155.21 |
| 1915 | 247,660 | 20,411,000.00 | 2,518,423.93 | 22,929,423.93 | 8,835,895.15 | 14,093,528.78 | 56.91 | 349,375,720.00 | 1,410.71 |
| 1920 | 237,595 | 24,026,000.00 | 2,004,137.70 | 26,030,137.70 | 12,039,094.68 | 13,991,043.02 | 58.89 | 482,563,400.00 | 2,030.99 |
| 1925 | 267,918 | 34,338,000.00 | 3,687,194.87 | 38,025,194.87 | 12,466,065.64 | 25,559,129.23 | 95.40 | 574,920,670.00 | 2,145.88 |
| 1930 | *278,882 | 48,039,000.00 | 8,328,247.84 | 56,367,247.84 | 14,069,568.48 | 42,297,679.36 | 151.67 | 693,118,288.00 | 2,485.30 |
| 1931 | *252,981 | 52,489,000.00 | 8,532,254.35 | 61,021,254.35 | 14,941,894.49 | 46,079,359.86 | 182.15 | 684,881,054.00 | 2,707.24 |
| 1932 | *253,000 | 58,439,000.00 | 6,310,789.73 | 64,749,789.73 | 15,994,927.81 | 48,754,861.92 | 192.70 | 639,356,640.00 | 2,527.10 |
| 1933 | *253,000 | 58,442,500.00 | 3,000,260.15 | 61,442,760.15 | 14,772,787.96 | 46,669,972.19 | 184.46 | 619,420,120.00 | 2,448.30 |
| 1934 | *253,000 | 58,984,000.00 | 3,055,579.42 | 62,039,579.42 | 15,256,182.92 | 46,783,396.50 | 184.91 | 616,239,400.00 | 2,435.73 |
| 1935 | *253,000 | 60,142,500.00 | 4,985,844.30 | 65,128,344.30 | 16,138,620.61 | 48,989,723.69 | 193.64 | 618,015,440.00 | 2,442.75 |
| 1936 | *253,000 | 60,771,000.00 | 6,812,123.64 | 67,583,123.64 | 15,784,527.82 | 51,798,595.82 | 204.73 | 637,112,120.00 | 2,518.22 |
| 1937 | *243,000 | 62,249,500.00 | 5,548,515.28 | 67,798,015.28 | 16,200,735.73 | 51,597,279.55 | 212.33 | 787,115,100.00 | 3,239.16 |
| 1938 | *243,000 | 62,858,000.00 | 9,342,789.85 | 72,200,789.85 | 15,988,319.69 | 56,212,470.16 | 231.32 | 797,749,060.00 | 3,282.91 |
| 1939 | *243,000 | 65,336,500.00 | 9,910,709.21 | 75,247,209.21 | 16,816,105.83 | 58,431,103.38 | 240.45 | 761,126,330.00 | 3,132.20 |
| 1940 | 253,214 | 66,195,000.00 | 9,862,655.86 | 76,057,655.86 | 17,187,140.00 | 58,870,515.86 | 232.49 | 732,062,210.00 | 2,891.08 |
| 1941 | *257,000 | 72,560,500.00 | 5,670,028.87 | 78,230,528.87 | 18,330,451.94 | 59,900,076.93 | 233.07 | 720,740,040.00 | 2,804.44 |
| 1942 | *259,000 | 69,992,000.00 | 6,150,935.72 | 76,142,935.72 | 18,000,925.42 | 58,142,910.30 | 224.49 | 700,529,520.00 | 2,704.75 |
| 1943 | *261,000 | 70,945,500.00 | 3,805,227.82 | 74,750,727.82 | 18,943,791.67 | 55,806,936.15 | 215.22 | 708,379,940.00 | 2,714.10 |
| 1944 | *263,000 | 68,424,000.00 | 2,895,227.82 | 71,319,227.82 | 18,944,266.75 | 52,374,961.07 | 199.14 | 702,167,000.00 | 2,669.83 |
| 1945 | *265,000 | 65,278,500.00 | 2,652,936.38 | 67,931,436.38 | 18,340,417.83 | 49,591,018.55 | 187.14 | 722,281,960.00 | 2,725.59 |
| 1946 | *266,000 | 61,873,000.00 | 2,652,936.38 | 64,525,936.38 | 17,151,153.95 | 47,374,782.43 | 178.10 | 719,376,480.00 | 2,704.42 |
| 1947 | *266,000 | 58,961,000.00 | 2,805,436.38 | 61,766,436.38 | 16,709,644.57 | 45,056,791.81 | 169.39 | 735,445,590.00 | 2,764.83 |
| 1948 | *266,000 | 56,535,000.00 | 4,661,436.38 | 61,196,436.38 | 16,641,299.89 | 44,555,136.49 | 167.50 | 746,864,473.00 | 2,807.76 |
| 1949 | *266,000 | 59,264,000.00 | 4,407,436.38 | 63,671,436.38 | 16,628,725.13 | 47,042,711.25 | 176.85 | 782,705,448.00 | 2,942.50 |
| 1950 | 248,674 | 63,661,500.00 | 2,692,936.38 | 66,354,436.38 | 16,079,753.81 | 50,274,682.57 | 202.97 | 802,332,573.00 | 3,239.13 |
| 1951 | *248,000 | 61,471,500.00 | 5,453,936.38 | 66,925,436.38 | 17,067,352.73 | 49,858,083.65 | 201.04 | 832,324,924.00 | 3,356.15 |
| 1952 | *251,500 | 60,435,500.00 | 4,206,895.91 | 64,642,395.91 | 15,601,990.42 | 49,040,405.49 | 194.99 | 852,610,309.00 | 3,390.10 |
| 1953 | *251,500 | 56,742,500.00 | 5,781,895.91 | 62,524,395.91 | 15,015,086.52 | 47,509,309.39 | 188.90 | 855,873,275.00 | 3,403.07 |
| 1954 | *251,500 | 57,525,500.00 | 4,539,895.91 | 62,065,395.91 | 14,761,509.10 | 47,303,886.81 | 188.09 | 849,892,422.00 | 3,379.29 |
| 1955 | *254,000 | 54,612,500.00 | 6,881,395.91 | 61,493,895.91 | 15,206,170.48 | 46,287,725.43 | 182.24 | 863,186,875.00 | 3,398.37 |
| 1956 | *223,000 | 51,369,500.00 | 6,604,856.91 | 57,974,356.91 | 14,235,866.38 | 43,738,490.53 | 196.13 | 926,650,737.00 | 4,155.38 |
| 1957 | *223,000 | 51,559,500.00 | 7,160,856.91 | 58,720,356.91 | 12,930,244.43 | 45,790,112.48 | 205.34 | 924,118,930.00 | 4,144.03 |
| 1958 | *223,000 | 54,781,500.00 | 5,326,856.91 | 60,108,356.91 | 12,880,855.29 | 47,227,501.62 | 211.78 | 920,546,003.00 | 4,128.01 |
| 1959 | *223,000 | 50,653,000.00 | 9,130,856.91 | 59,783,856.91 | 12,124,947.36 | 47,658,909.55 | 213.72 | 943,034,783.00 | 4,228.86 |
| 1960 | 207,498 | 52,319,500.00 | 7,135,638.86 | 59,455,138.86 | 12,251,653.41 | 47,203,485.45 | 227.49 | 946,152,832.00 | 4,559.82 |
| 1961 | *208,000 | 50,446,000.00 | 11,126,506.86 | 61,572,506.86 | 13,016,567.22 | 54,555,939.64 | 262.29 | 1,000,044,593.00 | 4,807.91 |
| 1962 | *207,000 | 55,453,500.00 | 12,139,510.11 | 67,593,010.11 | 9,715,177.40 | 57,877,832.71 | 279.60 | 1,057,262,867.00 | 5,107.55 |
| 1963 | *207,000 | 59,979,000.00 | 5,262,328.86 | 65,241,328.86 | 7,984,726.57 | 57,256,602.29 | 276.60 | 1,025,825,887.00 | 4,955.68 |
| 1964 | *207,000 | 54,678,000.00 | 8,056,382.78 | 62,734,382.78 | 6,453,439.14 | 56,280,943.64 | 271.89 | 1,044,367,130.00 | 5,045.25 |
| 1965 | *187,000 | 53,997,000.00 | 2,697,634.72 | 56,694,634.72 | 2,543,515.23 | 54,151,119.49 | 289.58 | 1,058,346,810.00 | 5,584.85 |
| 1966 | *187,000 | 51,113,000.00 | 7,112,284.72 | 58,225,284.72 | 3,261,592.32 | 54,963,692.40 | 293.92 | 1,037,743,540.00 | 5,549.43 |
| 1967 | *187,000 | 54,956,000.00 | 10,410,434.72 | 65,366,434.72 | 3,814,313.99 | 61,552,120.73 | 329.16 | 1,027,533,860.00 | 5,494.83 |
| 1968 | *187,000 | 58,113,000.00 | 12,188,084.72 | 70,301,084.72 | 5,466,616.27 | 69,754,468.45 | 373.02 | 1,051,679,730.00 | 5,623.96 |
| 1969 | *187,000 | 54,380,000.00 | 19,839,000.00 | 74,219,000.00 | 687,087.17 | 73,531,912.83 | 393.22 | **1,047,319,610.00 | 5,600.64 |

*Estimated

**Includes assessment on Manufacturers Machinery and Equipment in the amount of \$28,825,500.00 in accordance with Chapter 245 Public Laws of 1966 as amended.

CITY OF PROVIDENCE