

City of Providence

STATE OF RHODE ISLAND AND PROVIDENCE PLANTATIONS

CHAPTER 2009-1

No. 17

AN ORDINANCE

In Amendment of
Chapter 2008-26, Number 189, Effective April 27, 2008, Entitled:
"An Ordinance In Amendment of Chapter 2008-12, Number 36, Approved
January 28, 2008, Entitled: "An Ordinance Establishing a Compensation Plan
for the Water Supply Board and Repealing Ordinance Chapter 2007-11,
Approved January 2, 2007, as amended."

Approved February 6, 2009

Be it ordained by the City of Providence:

Section 1. The following Compensation Plan is hereby adopted as the
official Compensation Plan for the Water Supply Board:

Position	Pay Grade or Rate	
	As of July 1, 2008	As of January 1, 2009
Account Collector	25	25
Administrative Assistant, WSB	M10	M10
Aide to Chief Engineer	M1	M1
Application Systems Integration Analyst	M11	M11
Application Operations Specialist	M9	M9
Associate Engineer III	28	28
Associate Engineer IV	31	31
Applications/Database Analyst	M8	M8
Board Counsel	\$35,000 /yr	\$35,000 /yr
Budget and Planning Analyst	M5	M5
Chairman - Water Supply Board	\$4,000 /yr	\$4,000 /yr
Chief Engineer/General Manager	\$169,600-\$175,000 /yr	\$169,600-\$179,928 /yr
Clerical Coordinator	23	23
Clerk 1	1	1
Collection Officer, WSB	26	26
Confidential Assistant to Chief Engineer	M8	M8
Controller	M16	M16
Crew Leader	\$27.033 /hr	\$27.303 /hr
DataBase Manager	M15	M15
Dept. Switchboard Operator	11	11
Deputy Director of T & D	M26	M26
Deputy General Manager, (Admin)	M32	M32
Deputy General Manager, (Operations)	M32	M32
Dig Safe Worker	\$ 20.958 /hr	\$ 21.168 /hr
Director - Commercial Services	M27	M27
Director - Distribution	M27	M27
Director - Engineering	M29	M29
Director - Finance	M28	M28
Director - MIS	M27	M27
Director - Special Projects	M27	M27
Director - Support Services	M27	M27
Director - Water Quality	M26	M26
Director - Water Supply	M28	M28
Draftsman	12	12
Electrical Technician	\$31.057 /hr	\$31.368 /hr
Engineer	M15	M15
Engineering Aide III	19	19
Engineering Project Coordinator	M9	M9
Engineering Systems Analyst	M12	M12
Environmental Resource Manager	M18	M18

Equipment Mechanic	\$21.683 /hr	\$21.900 /hr
Equipment Operator	\$18.107 /hr	\$18.288 /hr
Forest Supervisor	M10	M10
GIS Project Manager	M12	M12
GIS System Specialist	32	32
Heavy Equipment Operator	\$21.683 /hr *	\$21.900 /hr *
Heavy Equipment Operator, Senior	\$22.703 /hr *	\$22.930 /hr *
Inspector	19	19
Instrumentation Technician	\$24.011 /hr	\$24.251 /hr
Inventory/Material Handler	\$18.136 /hr	\$18.317 /hr
Junior Chemist I	22	22
Junior Chemist II	25	25
Lab Supervisor/Bacteriology - Water	M13	M13
Lab Supervisor/Chemistry - Water	M13	M13
Land Management Specialist	M11	M11
Maintenance Man III	\$17.775 /hr	\$17.953 /hr
Manager - Accounting	M14	M14
Manager - Capital Program	M18	M18
Manager - Construction Services	M18	M18
Manager - Customer Service	M18	M18
Manager - Distribution,(Field Services)	M18	M18
Manager - Distribution,(Planning)	M16	M16
Manager - Engineering Customer Service	M15	M15
Manager - Facilities and Equipment	M18	M18
Manager - Intergovernmental Relations	M13	M13
Manager - Personnel	M13	M13
Manager - Planning & Development	M17	M17
Manager - Plant Operations	M18	M18
Manager - Records	M16	M16
Manager - Regulatory	M17	M17
Manager - Safety & Risk	M14	M14
Manager - Security	M14	M14
Manager - Technical Services	M15	M15
Manager - Training & Communications	M15	M15
Manager - Water Laboratory	M18	M18
Material Handler	\$17.115 /hr	\$17.286 /hr
Member - Water Supply Board	\$3,500 /yr	\$3,500 /yr
Meter Reader I	\$17.121 /hr	\$17.292 /hr
Meter Reader Technician	\$19.025 /hr	\$19.215 /hr
Meter Shop Technician	\$19.999 /hr	\$20.199 /hr
Network Administrator	M12	M12
Network Hardware Manager	M15	M15
Network Operations Analyst	M5	M5
Personnel Technician,Water	22	22
Plumber	\$39.034 /hr	\$39.424 /hr
Principal Engineer	M17	M17
Purchasing Agent II, (WSB)	24	24
Raingauge Keeper	\$91.00 /mon	\$91.00 /mon
Real Estate Administrator	M12	M12
Regulatory Service Supervisor	M5	M5
Sanitarian	22	22
Scheduler/Dispatcher	\$22.238 /hr	\$22.460 /hr
Senior Administrative Clerk, Water	18	18
Senior Draftsman-WSB	28	28
Senior Administrative Assistant	M11	M11
Senior Budget & Planning Analyst	M9	M9
Senior Equipment Mechanic	\$21.859 /hr	\$22.078 /hr
Senior Forest Supervisor	M12	M12
Senior Manager of Budget and Regulatory	M18	M18
Senior Manager of Communications/Public Affairs	M21	M21
Senior Manager of Information Systems	M21	M21
Senior Manager of Personnel	M22	M22
Senior Meter Reader Technician	\$20.123 /hr	\$20.324 /hr
Senior Supervisor Commercial Services	M9	M9
Senior Supervisor Planning	M15	M15
Senior Switchboard Operator	\$871.54 /wk	\$880.26 /wk
Senior Technician	24	24
Senior Water Plant Mechanic	\$23.156 /hr	\$23.388 /hr
Senior Water Treatment Operator	\$23.718 /hr *	\$23.955 /hr *
Senior Watershed Mechanic	\$20.495 /hr	\$20.690 /hr
Staff Accountant	24	24
Supervisor - Accounting	M12	M12

Supervisor - Commercial Services	M5	M5
Supervisor - Facilities & Equipment	M12	M12
Supervisor - Water Maintenance Crew	M13	M13
Supervisor - Water Plant Operations	M12	M12
Switchboard Operator I	4	4
System Technical Specialist	22	22
Utility Laborer	\$16.543 /hr	\$16.708 /hr
Utility Maintenance Worker	\$16.543 /hr	\$16.708 /hr
Utility Maintenance Repairman	\$19.992 /hr	\$20.192 /hr
Utility Worker in Training	\$18.091 /hr	\$18.272 /hr
Utility Worker	\$19.306 /hr *	\$19.499 /hr *
Utility Worker, Senior	\$20.494 /hr *	\$20.699 /hr *
Water Plant Mechanic	\$20.792 /hr	\$21.000 /hr
Water Plant Operator I	\$892.870 /wk	\$901.799 /wk
Water Supply Board Clerk	11	11
Water System Mechanic	\$22.442 /hr *	\$22.666 /hr *
Water System Mechanic II	\$22.952 /hr *	\$23.182 /hr *
Water System Mechanic III	\$24.992 /hr *	\$25.242 /hr *
Water Treatment Operator	\$17.147 /hr	\$17.318 /hr
Water Treatment Operator Class I	\$18.575 /hr	\$18.761 /hr
Water Treatment Operator Class II	\$19.844 /hr	\$20.042 /hr
Water Treatment Operator Class III	\$22.188 /hr *	\$22.410 /hr *
Watershed Grounds General Foreman	\$22.534 /hr	\$22.759 /hr
Watershed Inspector	\$17.821 /hr	\$17.999 /hr
Watershed Mechanic	\$17.228 /hr	\$17.400 /hr
Web Applications Developer	M18	M18

* These positions are eligible for an additional \$.50 per hour once the NEWWA Water Distribution System, Senior Water Treatment Operator and Water Treatment Operator III Certificates have been obtained.


Section 2. The salary for each position is categorized as one (1) of seventy-seven (77) "Pay Grades", each of which contains five(5) "Steps", or, the rate listed in Section 1 above. The "Pay Grades" and "Steps" are enumerated and set forth in Section 8(Grade 1-35) and Section 9 (Grades M1-M41).


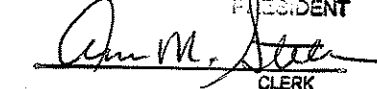
Section 3. The above paygrades and rates do not include additional compensation for employees who may be requested to work a non-standard work week or have met the CDL requirements as per the Bargaining Unit Agreement.


Section 4. The above pay grades do not include additional compensation for Supervisors who are eligible and may receive on-call pay.

Section 5. Effective with the adoption of this Ordinance, Officers, and Employees of the City of Providence may authorize Employees to perform duties of a higher rated classification, cause by leave or retirement, and that said position is funded and provided for in this Ordinance. Said assignment may be performed for a maximum of 90 days per fiscal year. Any and all other assignments of out of rank nature must be approved by the City Council following petition by the Personnel Director.

Section 6. This Ordinance shall take effect upon its passage.

IN CITY COUNCIL
JAN 8 2009
FIRST READING
READ AND PASSED
 CLERK

IN CITY
COUNCIL
JAN 27 2009
FIRST READING
READ AND PASSED
 PRESIDENT
 CLERK

APPROVED

MAYOR 2/6/09

Section 8. Grades consistent with salary adjustments in Bargaining Unit as of July 1, 2008

Grade	Step 1st	Step 2nd	Step 3rd	Step 4th	Step 5th	ANNUAL SALARY RANGE	
1	497.13	501.56	506.01	514.86	521.52	25,850.52	- 27,118.83
2	508.21	514.86	519.29	528.16	534.83	26,427.12	- 27,811.07
3	521.52	525.98	530.38	539.22	545.59	27,118.83	- 28,370.69
4	534.83	539.22	543.69	550.33	559.23	27,811.07	- 29,079.91
5	545.91	550.33	556.37	563.66	570.29	28,387.14	- 29,654.92
6	559.23	563.66	568.09	576.97	583.59	29,079.91	- 30,346.63
7	570.29	576.97	581.37	588.06	594.70	29,654.92	- 30,924.29
8	583.59	588.05	592.48	601.34	608.02	30,346.63	- 31,617.06
9	594.70	603.56	612.43	621.30	632.40	30,924.29	- 32,884.84
10	608.02	614.65	623.52	634.62	645.70	31,617.06	- 33,576.55
11	619.10	628.04	636.82	647.91	659.02	32,193.13	- 34,268.79
12	632.40	641.25	650.14	659.02	670.28	32,884.84	- 34,854.41
13	645.70	652.33	661.22	670.28	684.46	33,576.55	- 35,591.74
14	659.02	670.28	684.52	697.28	710.60	34,268.79	- 36,951.29
15	670.28	684.52	695.25	710.60	722.58	34,854.41	- 37,574.04
16	684.52	696.35	710.60	722.58	737.76	35,594.92	- 38,363.35
17	697.28	710.60	722.58	737.76	750.49	36,258.52	- 39,025.35
18	710.60	722.58	737.76	750.49	765.66	36,951.29	- 39,814.14
19	722.58	737.76	750.49	765.66	780.95	37,574.04	- 40,609.28
20	737.76	750.49	765.66	780.95	794.25	38,363.35	- 41,300.99
21	750.17	768.27	786.03	802.33	826.57	39,008.91	- 42,981.46
22	765.66	783.45	799.68	820.31	845.32	39,814.14	- 43,956.44
23	780.95	796.83	817.32	833.98	860.92	40,609.28	- 44,768.03
24	795.40	811.10	839.07	854.62	876.38	41,360.93	- 45,571.66
25	806.40	835.96	870.28	888.77	913.63	41,932.76	- 47,508.87
26	831.97	851.43	873.30	907.53	929.26	43,262.60	- 48,321.52
27	845.32	867.05	901.26	923.13	948.00	43,956.44	- 49,295.97
28	860.92	892.03	910.61	932.38	966.59	44,768.03	- 50,262.45
29	876.38	913.63	948.00	982.10	1,016.42	45,571.66	- 52,853.71
30	913.63	950.97	982.12	1,016.43	1,050.56	47,508.87	- 54,629.13
31	929.26	966.59	997.71	1,031.90	1,072.38	48,321.52	- 55,763.77
32	966.59	997.71	1,031.90	1,066.14	1,103.52	50,262.45	- 57,383.24
33	997.71	1,031.90	1,070.22	1,103.52	1,137.61	51,880.86	- 59,155.48
34	1,031.90	1,072.38	1,103.52	1,137.61	1,171.94	53,658.93	- 60,940.98
35	1,065.64	1,103.52	1,137.61	1,171.94	1,206.00	55,413.14	- 62,712.16

Grades consistent with salary adjustments in Bargaining Unit as of January 1, 2009

Grade	Step 1st	Step 2nd	Step 3rd	Step 4th	Step 5th	ANNUAL SALARY RANGE	
1	502.10	506.58	511.07	520.01	526.73	26,109.02	- 27,390.02
2	513.30	520.01	524.49	533.44	540.18	26,691.39	- 28,089.18
3	526.73	531.24	535.68	544.62	551.05	27,390.02	- 28,654.40
4	540.18	544.62	549.13	555.84	564.82	28,089.18	- 29,370.71
5	551.37	555.84	561.94	569.29	575.99	28,671.01	- 29,951.47
6	564.82	569.29	573.77	582.74	589.42	29,370.71	- 30,650.09
7	575.99	582.74	587.18	593.94	600.64	29,951.47	- 31,233.53
8	589.42	593.93	598.41	607.35	614.10	30,650.09	- 31,933.23
9	600.64	609.60	618.55	627.52	638.72	31,233.53	- 33,213.69
10	614.10	620.80	629.75	640.97	652.16	31,933.23	- 33,912.32
11	625.29	634.33	643.19	654.39	665.61	32,515.06	- 34,611.48
12	638.72	647.66	656.64	665.61	676.98	33,213.69	- 35,202.95
13	652.16	658.86	667.83	676.98	691.30	33,912.32	- 35,947.66
14	665.61	676.98	691.36	704.25	717.71	34,611.48	- 37,320.80
15	676.98	691.36	702.20	717.71	729.80	35,202.95	- 37,949.78
16	691.36	703.31	717.71	729.80	745.13	35,950.87	- 38,746.98
17	704.25	717.71	729.80	745.13	757.99	36,621.10	- 39,415.61
18	717.71	729.80	745.13	757.99	773.31	37,320.80	- 40,212.28
19	729.80	745.13	757.99	773.31	788.76	37,949.78	- 41,015.38
20	745.13	757.99	773.31	788.76	802.19	38,746.98	- 41,714.00
21	757.67	775.95	793.89	810.35	834.83	39,399.00	- 43,411.28
22	773.31	791.28	807.67	828.52	853.77	40,212.28	- 44,396.00
23	788.76	804.80	825.50	842.32	869.53	41,015.38	- 45,215.71
24	803.36	819.21	847.46	863.17	885.14	41,774.54	- 46,027.38
25	814.46	844.32	878.98	897.66	922.77	42,352.09	- 47,983.96
26	840.29	859.94	882.03	916.61	938.55	43,695.23	- 48,804.74
27	853.77	875.72	910.27	932.36	957.48	44,396.00	- 49,788.92
28	869.53	900.95	919.72	941.71	976.25	45,215.71	- 50,765.07
29	885.14	922.77	957.48	991.92	1,026.58	46,027.38	- 53,382.24
30	922.77	960.48	991.94	1,026.59	1,061.07	47,983.96	- 55,175.42
31	938.55	976.25	1,007.69	1,042.22	1,083.10	48,804.74	- 56,321.40
32	976.25	1,007.69	1,042.22	1,076.80	1,114.56	50,765.07	- 57,957.07
33	1,007.69	1,042.22	1,080.92	1,114.56	1,148.98	52,399.67	- 59,747.03
34	1,042.22	1,083.10	1,114.56	1,148.98	1,183.66	54,195.52	- 61,550.39
35	1,076.29	1,114.56	1,148.98	1,183.66	1,218.06	55,967.27	- 63,339.28

Section 9. Grades listed below represent a schedule for advancement in rank for management personnel as of July 1, 2008. Step increases are contingent upon management review.

STEP GRADE	1st	2nd	3rd	4th	5th	ANNUAL SALARY RANGE	
M1	36,712.67	38,548.31	40,475.73	42,499.51	44,624.48	36,712.67	- 44,624.48
M2	37,814.06	39,704.75	41,690.01	43,774.49	45,963.22	37,814.06	- 45,963.22
M3	38,948.48	40,895.89	42,940.70	45,087.73	47,342.12	38,948.48	- 47,342.12
M4	40,116.93	42,122.78	44,228.92	46,440.37	48,762.39	40,116.93	- 48,762.39
M5	41,320.43	43,386.44	45,555.78	47,833.57	50,225.26	41,320.43	- 50,225.26
M6	42,560.05	44,688.05	46,922.45	49,268.58	51,732.02	42,560.05	- 51,732.02
M7	43,836.85	46,028.71	48,330.12	50,746.63	53,283.96	43,836.85	- 53,283.96
M8	45,151.95	47,409.56	49,780.02	52,269.03	54,882.48	45,151.95	- 54,882.48
M9	46,506.51	48,831.83	51,273.45	53,837.09	56,528.95	46,506.51	- 56,528.95
M10	47,901.70	50,296.80	52,811.64	55,452.22	58,224.82	47,901.70	- 58,224.82
M11	49,338.77	51,805.70	54,395.99	57,115.80	59,971.57	49,338.77	- 59,971.57
M12	50,818.93	53,359.87	56,027.87	58,829.26	61,770.73	50,818.93	- 61,770.73
M13	52,343.50	54,960.67	57,708.71	60,594.12	63,623.85	52,343.50	- 63,623.85
M14	53,913.79	56,609.48	59,439.96	62,411.96	65,532.56	53,913.79	- 65,532.56
M15	55,531.20	58,307.76	61,223.16	64,284.34	67,498.54	55,531.20	- 67,498.54
M16	57,197.15	60,057.01	63,059.84	66,212.85	69,523.50	57,197.15	- 69,523.50
M17	58,913.06	61,858.72	64,951.64	68,199.24	71,609.20	58,913.06	- 71,609.20
M18	60,680.44	63,714.48	66,900.21	70,245.21	73,757.48	60,680.44	- 73,757.48
M19	62,500.86	65,625.92	68,907.20	72,352.56	75,970.19	62,500.86	- 75,970.19
M20	64,375.89	67,594.68	70,974.42	74,523.14	78,249.29	64,375.89	- 78,249.29
M21	66,307.16	69,622.52	73,103.65	76,758.83	80,596.77	66,307.16	- 80,596.77
M22	68,296.38	71,711.19	75,296.77	79,061.61	83,014.68	68,296.38	- 83,014.68
M23	70,345.28	73,862.54	77,555.66	81,433.45	85,505.13	70,345.28	- 85,505.13
M24	72,455.64	76,078.42	79,882.34	83,876.46	88,070.27	72,455.64	- 88,070.27
M25	74,629.31	78,360.77	82,278.82	86,392.75	90,712.38	74,629.31	- 90,712.38
M26	76,868.18	80,711.59	84,747.17	88,984.53	93,433.76	76,868.18	- 93,433.76
M27	79,174.23	83,132.94	87,289.59	91,654.07	96,236.76	79,174.23	- 96,236.76
M28	81,549.47	85,626.94	89,908.27	94,403.69	99,123.88	81,549.47	- 99,123.88
M29	83,995.95	88,195.73	92,605.52	97,235.79	102,097.59	83,995.95	- 102,097.59
M30	86,515.82	90,841.61	95,383.68	100,152.88	105,160.52	86,515.82	- 105,160.52
M31	89,111.29	93,566.86	98,245.20	103,157.46	108,315.33	89,111.29	- 108,315.33
M32	91,784.63	96,373.87	101,192.56	106,252.19	111,564.78	91,784.63	- 111,564.78
M33	94,538.17	99,265.08	104,228.33	109,439.76	114,911.74	94,538.17	- 114,911.74
M34	97,374.31	102,243.04	107,354.94	112,722.95	118,359.09	97,374.31	- 118,359.09
M35	100,295.55	105,310.33	110,575.84	116,104.63	121,909.87	100,295.55	- 121,909.87
M36	103,304.40	108,469.63	113,893.11	119,587.77	125,567.15	103,304.40	- 125,567.15
M37	106,403.54	111,723.72	117,309.91	123,175.40	129,334.16	106,403.54	- 129,334.16
M38	109,595.65	115,075.43	120,829.19	126,870.65	133,214.20	109,595.65	- 133,214.20
M39	112,883.52	118,527.69	124,454.07	130,676.78	137,210.62	112,883.52	- 137,210.62
M40	116,270.03	122,083.53	128,187.70	134,597.08	141,326.94	116,270.03	- 141,326.94
M41	119,758.13	125,746.03	132,033.34	138,635.00	145,566.75	119,758.13	- 145,566.75

Section 9. Grades listed below represent a schedule for advancement in rank for management personnel as of
 cont'd January 1, 2009. Step increases are contingent upon management review.

STEP GRADE	1st	2nd	3rd	4th	5th	ANNUAL SALARY RANGE	
M1	37,079.80	38,933.80	40,880.49	42,924.50	45,070.72	37,079.80	- 45,070.72
M2	38,192.20	40,101.80	42,106.91	44,212.24	46,422.85	38,192.20	- 46,422.85
M3	39,337.96	41,304.85	43,370.11	45,538.60	47,815.54	39,337.96	- 47,815.54
M4	40,518.10	42,544.00	44,671.21	46,904.77	49,250.02	40,518.10	- 49,250.02
M5	41,733.63	43,820.31	46,011.34	48,311.91	50,727.51	41,733.63	- 50,727.51
M6	42,985.65	45,134.93	47,391.67	49,761.26	52,249.34	42,985.65	- 52,249.34
M7	44,275.22	46,488.99	48,813.43	51,254.10	53,816.80	44,275.22	- 53,816.80
M8	45,603.47	47,883.65	50,277.82	52,791.72	55,431.31	45,603.47	- 55,431.31
M9	46,971.58	49,320.15	51,786.18	54,375.46	57,094.24	46,971.58	- 57,094.24
M10	48,380.72	50,799.76	53,339.75	56,006.74	58,807.07	48,380.72	- 58,807.07
M11	49,832.16	52,323.75	54,939.95	57,686.95	60,571.28	49,832.16	- 60,571.28
M12	51,327.12	53,893.47	56,588.15	59,417.55	62,388.43	51,327.12	- 62,388.43
M13	52,866.94	55,510.28	58,285.80	61,200.06	64,260.09	52,866.94	- 64,260.09
M14	54,452.93	57,175.58	60,034.36	63,036.08	66,187.89	54,452.93	- 66,187.89
M15	56,086.52	58,890.84	61,835.39	64,927.18	68,173.52	56,086.52	- 68,173.52
M16	57,769.12	60,657.58	63,690.44	66,874.98	70,218.73	57,769.12	- 70,218.73
M17	59,502.19	62,477.31	65,601.16	68,881.24	72,325.30	59,502.19	- 72,325.30
M18	61,287.25	64,351.62	67,569.21	70,947.66	74,495.06	61,287.25	- 74,495.06
M19	63,125.87	66,282.18	69,596.28	73,076.09	76,729.89	63,125.87	- 76,729.89
M20	65,019.65	68,270.63	71,684.16	75,268.37	79,031.78	65,019.65	- 79,031.78
M21	66,970.23	70,318.74	73,834.69	77,526.42	81,402.74	66,970.23	- 81,402.74
M22	68,979.34	72,428.31	76,049.74	79,852.22	83,844.82	68,979.34	- 83,844.82
M23	71,048.73	74,601.17	78,331.22	82,247.79	86,360.18	71,048.73	- 86,360.18
M24	73,180.20	76,839.20	80,681.16	84,715.22	88,950.98	73,180.20	- 88,950.98
M25	75,375.61	79,144.37	83,101.61	87,256.68	91,619.51	75,375.61	- 91,619.51
M26	77,636.86	81,518.70	85,594.65	89,874.37	94,368.10	77,636.86	- 94,368.10
M27	79,965.97	83,964.27	88,162.49	92,570.61	97,199.13	79,965.97	- 97,199.13
M28	82,364.96	86,483.21	90,807.35	95,347.72	100,115.12	82,364.96	- 100,115.12
M29	84,835.91	89,077.69	93,531.58	98,208.15	103,118.56	84,835.91	- 103,118.56
M30	87,380.98	91,750.02	96,337.51	101,154.41	106,212.12	87,380.98	- 106,212.12
M31	90,002.41	94,502.53	99,227.65	104,189.03	109,398.48	90,002.41	- 109,398.48
M32	92,702.48	97,337.60	102,204.49	107,314.71	112,680.42	92,702.48	- 112,680.42
M33	95,483.55	100,257.74	105,270.61	110,534.15	116,060.85	95,483.55	- 116,060.85
M34	98,348.05	103,265.47	108,428.49	113,850.18	119,542.68	98,348.05	- 119,542.68
M35	101,298.50	106,363.43	111,681.60	117,265.68	123,128.96	101,298.50	- 123,128.96
M36	104,337.45	109,554.33	115,032.05	120,783.65	126,822.82	104,337.45	- 126,822.82
M37	107,467.58	112,840.96	118,483.01	124,407.16	130,627.51	107,467.58	- 130,627.51
M38	110,691.60	116,226.18	122,037.48	128,139.36	134,546.34	110,691.60	- 134,546.34
M39	114,012.36	119,712.97	125,698.61	131,983.55	138,582.73	114,012.36	- 138,582.73
M40	117,432.73	123,304.36	129,469.58	135,943.06	142,740.21	117,432.73	- 142,740.21
M41	120,955.71	127,003.49	133,353.67	140,021.35	147,022.42	120,955.71	- 147,022.42