

City of Providence
STATE OF RHODE ISLAND AND PROVIDENCE PLANTATIONS

CHAPTER 2011-3

No. 107 AN ORDINANCE

IN AMENDMENT OF CHAPTER 2009-51, NO.387, APPROVED September 2009, OF THE ORDINANCES OF THE CITY OF PROVIDENCE MAKING AN APPROPRIATION OF SIX HUNDRED AND THIRTY EIGHT MILLION, FOUR HUNDRED AND SEVENTY-TWO THOUSAND AND EIGHTY-FIVE DOLLARS AND FORTY-TWO CENTS (\$638,472,085.42) FOR THE FISCAL YEAR ENDING JUNE 30, 2011, AS AMENDED.

Approved February 10, 2011

Be it ordained by the City of Providence:

WHEREAS, the receipts for the fiscal year ending June 30, 2011, have been estimated to amount to SIX HUNDRED AND THIRTY EIGHT MILLION, FOUR HUNDRED AND SEVENTY TWO THOUSAND, AND EIGHTY-FIVE DOLLARS AND FORTY-TWO CENTS (\$638,472,085.42) made up as follows:

	Budget FY 2011
<hr/>	
<u>Revenues</u>	
Taxes	296,159,095.00
State Revenues and Aid	239,673,769.00
Local Receipts	
PILOT Payments	10,305,000.00
Licenses and Permits	6,210,000.00
Fines and Forfeits	7,900,000.00
Interest Income	6,700,000.00
Charges for Services	4,823,000.00
Tuition	585,000.00
Rentals	20,000.00
Departmental Fees	6,130,700.00
Other Funding Sources	59,965,521.42
	<hr/>
	102,639,221.42
	<hr/>
Total Revenues	<u>638,472,085.42</u>

NOW, THEREFORE, BE IT ORDAINED BY THE CITY OF PROVIDENCE:

Section 1. To defray the expenses of the City of Providence for the fiscal year ending June 30, 2011, the sums of money or so much thereof, as are authorized by law, indicated in the accompanying schedule, are hereby appropriated for the objects and purposes, and in amounts expressed therein provided that payments there under shall be subject to the provisions of the Home Rule Charter of 1980, validated by the General Assembly of the State of Rhode Island at its January Session, A.D., 1981, and approved November 4, 1980, and subject to the provisions of the City Ordinances relative to the

expenditures of money from the City Treasury. Fiscal Assistance to State and Local Governments rules and regulations shall govern the portion of this Budget so designated.

Section 2. The payments to the School Fund of the following estimated receipts included in the appropriation of \$307,907,225.00 for the support of Public Schools for the City of Providence fiscal year ending June 30, 2011, will be increased or decreased to conform with the actual amounts received from such sources during the City of Providence fiscal year 2011.

Grants-in Aid (RI & Federal)

Indirect Cost Reimbursement	1,700,000.00
Federal Through RI (Medicaid)	4,250,000.00
State Aid to Education	176,475,614.00
General Departments - Tuitions	585,000.00
City Appropriation	124,896,611.00
Total	<u>307,907,225.00</u>

Section 3. Any transfer to the General Fund from Expendable Trust Funds shall be restricted to and deemed to be utilized for the reduction of debt obligations of the City of Providence, as provided for in Section 808 of the Home Rule Charter.

Section 4. The provisions included in this ordinance supersede any prior ordinances or any provisions thereof.

Section 5. Notwithstanding the provisions of Section 17-185 and Section 17-186 of the Code of Ordinances, the amount of \$56,380,436 is hereby appropriated to the Pension Accumulation Fund, reflecting a 29-year amortization of the pension liability.

Section 6. No payments can be made from the general fund to employees that were originally hired under non-local source funds without prior approval from the City Council through an Ordinance.

Section 7. This ordinance shall take effect upon passage.

DEPARTMENT	Department Budget FY 2011
<u>MAYOR'S OFFICE</u>	
Salaries	1,853,615.96
Employee Benefits	864,888.78
Services	53,743.00
Supplies	44,500.00
Capital	0.00
Total Budget	<u>2,816,747.74</u>
<u>CITY SOLICITOR</u>	
Salaries	1,636,192.74
Employee Benefits	793,010.84
Services	1,248,464.00
Supplies	48,000.00
Capital	0.00
Total Budget	<u>3,725,667.58</u>

FINANCE

Salaries	4,099,719.10
Employee Benefits	2,098,605.11
Services	1,703,878.00
Supplies	144,685.00
Capital	500.00
Total Budget	<u>8,047,387.21</u>

INFORMATION TECHNOLOGY

Salaries	365,185.06
Employee Benefits	173,842.63
Services	2,232,358.00
Supplies	148,500.00
Capital	100,000.00
Total Budget	<u>3,019,885.69</u>

HUMAN RESOURCES (PERSONNEL)

Salaries	740,845.38
Employee Benefits	1,941,308.23
Services	654,100.00
Supplies	11,250.00
Capital	0.00
Total Budget	<u>3,347,503.61</u>

PUBLIC SAFETY**COMMISSIONER OF PUBLIC SAFETY**

Salaries	497,232.16
Employee Benefits	254,397.21
Services	849,334.00
Supplies	3,260.00
Capital	0.00
Total Budget	<u>1,604,223.37</u>

FIRE DEPARTMENT

Salaries	37,098,348.43
Employee Benefits	24,424,249.11
Services	547,600.00
Supplies	792,578.00
Capital	0.00
Total Budget	<u>62,862,775.54</u>

POLICE DEPARTMENT

Salaries	40,447,781.28
Employee Benefits	25,853,626.28
Services	1,415,633.00
Supplies	1,179,709.00
Capital	0.00
Total Budget	<u>68,896,749.56</u>

DEPARTMENT OF COMMUNICATIONS

Salaries	5,067,249.70
Employee Benefits	2,488,408.15
Services	1,805,275.72
Supplies	133,000.00
Capital	0.00
Total Budget	<u>9,493,933.57</u>

EMERGENCY MANAGEMENT/HOMELAND SECURITY

Salaries	352,645.78
Employee Benefits	164,111.75
Services	112,700.00
Supplies	14,700.00
Capital	0.00
Total Budget	<u>644,157.53</u>

TOTAL PUBLIC SAFETY

Salaries	83,463,257.35
Employee Benefits	53,184,792.51
Services	4,730,542.72
Supplies	2,123,247.00
Capital	0.00
Total Budget	<u>143,501,839.58</u>

PLANNING & DEVELOPMENT**DEPARTMENT OF PLANNING AND DEVELOPMENT**

Salaries	3,241,554.56
Employee Benefits	1,646,878.84
Services	740,150.00
Supplies	33,000.00
Capital	0.00
Total Budget	<u>5,661,583.40</u>

PUBLIC WORKS

Salaries	6,173,139.75
Employee Benefits	3,333,655.48
Services	9,526,212.00
Supplies	1,311,500.00
Capital	1,100,000.00
Total Budget	<u>21,444,507.23</u>

PARKS & RECREATION

Salaries	9,287,068.13
Employee Benefits	4,510,944.71
Services	828,315.00
Supplies	759,164.00
Capital	0.00
Total Budget	<u>15,385,491.84</u>

INSPECTION & STANDARDS

Salaries	2,562,485.78
Employee Benefits	1,626,359.05
Services	619,314.00
Supplies	34,450.00
Capital	0.00
Total Budget	<u>4,842,608.83</u>

PUBLIC PROPERTY/PURCHASING

Department of Public Property and Purchasing

Salaries	1,452,000.52
Employee Benefits	793,389.40
Services	8,085,928.00
Supplies	2,208,474.00
Capital	0.00
Total Budget	12,539,791.92

HOUSING COURT

Salaries	260,093.02
Employee Benefits	146,395.48
Services	2,950.00
Supplies	1,350.00
Capital	0.00
Total Budget	410,788.50

HUMAN SERVICES**OFFICE OF ARTS, CULTURE & TOURISM**

Salaries	152,590.52
Employee Benefits	86,678.22
Services	252,300.00
Supplies	6,600.00
Capital	0.00
Total Budget	498,168.74

HUMAN RELATIONS COMMISSION

Salaries	147,435.12
Employee Benefits	93,828.09
Services	12,232.00
Supplies	5,050.00
Capital	0.00
Total Budget	258,545.21

DEPARTMENT OF HUMAN SERVICES

Salaries	173,075.82
Employee Benefits	116,183.52
Services	11,800.00
Supplies	4,190.00
Capital	0.00
Total Budget	305,249.34

P.E.R.A.

Salaries	154,948.78
Employee Benefits	70,878.87
Services	62,000.00
Supplies	9,000.00
Capital	0.00
Total Budget	296,827.65

TOTAL HUMAN SERVICES

Salaries	628,050.24
Employee Benefits	367,568.70
Services	338,332.00
Supplies	24,840.00
Capital	0.00
Total Budget	1,358,790.94

MISCELLANEOUS DEPARTMENTS**BOARD OF CANVASSERS**

Salaries	586,550.76
Employee Benefits	176,994.61
Services	118,000.00
Supplies	34,930.00
Capital	0.00
Total Budget	<u>916,475.37</u>

BOARD OF LICENSES

Salaries	430,622.94
Employee Benefits	206,382.80
Services	72,900.00
Supplies	12,500.00
Capital	0.00
Total Budget	<u>722,405.74</u>

VITAL STATISTICS

Salaries	225,665.52
Employee Benefits	143,291.95
Services	9,250.00
Supplies	4,000.00
Capital	0.00
Total Budget	<u>382,207.47</u>

TOTAL MISCELLANEOUS DEPARTMENTS

Salaries	1,242,839.22
Employee Benefits	526,669.35
Services	200,150.00
Supplies	51,430.00
Capital	0.00
Total Budget	<u>2,021,088.57</u>

UNALLOCATED COSTS

RESERVE FOR TAX ABATEMENTS	10,628,976.00
DEFERRED EXPENDITURES	(3,597,885.66)

TOTAL UNALLOCATED COSTS	<u>7,031,090.34</u>
CONTINGENCIES	110,000.00

TOTAL DEBT SERVICE	<u>63,224,611.00</u>
--------------------	----------------------

OTHER EMPLOYEE BENEFITS

MEDICAL INSURANCE (Retirees)	22,235,458.41
PENSION REAMORTIZATION	
EMPLOYEES DEATH BENEFIT	200,000.00
ELECTED OFFICIALS PENSION	
TOTAL	<u>22,435,458.41</u>

TOTAL UNALLOCATED COSTS	<u>92,801,159.75</u>
-------------------------	----------------------

CITY COUNCIL**CITY COUNCIL**

Salaries	281,975.40
Employee Benefits	277,910.11
Services	558,500.00
Supplies	35,775.00
Capital	0.00
Total Budget	<u>1,154,160.51</u>

CITY COUNCIL - ADMINISTRATION

Salaries	531,784.36
Employee Benefits	348,620.78
Services	114,750.00
Supplies	8,810.00
Capital	0.00
Total Budget	<u>1,003,965.14</u>

OFFICE OF THE INTERNAL AUDITOR

Salaries	192,003.91
Employee Benefits	153,909.26
Services	65,300.00
Supplies	1,250.00
Capital	0.00
Total Budget	<u>412,463.17</u>

CITY CLERK

Salaries	587,973.22
Employee Benefits	327,283.05
Services	36,800.00
Supplies	12,200.00
Capital	0.00
Total Budget	<u>964,256.27</u>

MUNICIPAL COURT

Salaries	639,661.70
Employee Benefits	355,432.50
Services	3,600.00
Supplies	22,600.00
Capital	0.00
Total Budget	<u>1,021,294.20</u>

PROBATE COURT

Salaries	250,087.10
Employee Benefits	157,374.43
Services	28,985.00
Supplies	3,207.00
Capital	0.00
Total Budget	<u>439,653.53</u>

TREASURY

Salaries	315,603.25
Employee Benefits	162,211.81
Services	65,000.00
Supplies	28,250.00
Capital	0.00
Total Budget	<u>571,065.06</u>

ARCHIVES

Salaries	142,287.87
Employee Benefits	97,610.27
Services	37,495.00
Supplies	17,750.00
Capital	0.00
Total Budget	<u>295,143.14</u>

CITY COUNCIL - CONTINGENCY75,707.00**TOTAL CITY COUNCIL**

Salaries	2,941,376.81
Employee Benefits	1,880,352.22
Services	910,430.00
Supplies	129,842.00
Capital	0.00
Total Budget	<u>5,862,001.03</u>

OUTSIDE AGENCIES, CEREMONIES & CONTRIBUTIONS

PROVIDENCE HOUSING AUTHORITY	50,000.00
U S CONF. OF MAYORS/ LEAGUE OF CITIES	12,000.00
LIBRARY SERVICES	3,550,000.00
RHODE ISLAND HISTORICAL SOCIETY	7,290.00
MARY E. SHARPE TREE FUND	24,300.00
CAPITAL CENTER COMMISSION	31,500.00
PROVIDENCE PLAN COMMISSION	108,000.00
PROVIDENCE CENTER	0.00
COMMUNITY CENTERS	420,000.00
CROSSROADS	121,500.00
P.A.S.A.	292,500.00
INSTITUTE OF NON-VIOLENCE - STREET WORKERS PROGRAM	81,000.00
PROCAP	74,520.00
Subtotal	<u>4,772,610.00</u>

CONTRIBUTIONS AND DONATIONS

FIRST SOURCE	0.00
VETERANS OF FOREIGN WARS	450.00
DISABLED AMERICAN VETERANS	250.00
AMERICAN LEGION	250.00
JEWISH WAR VETERANS	250.00
FOURTH OF JULY	1,000.00
LABOR DAY	500.00
COLUMBUS DAY	500.00
VETERANS DAY	1,000.00
CHRISTMAS	2,500.00
ST. PATRICKS DAY	1,000.00
ST. JOSEPH DAY	1,000.00
MARTIN LUTHER KING DAY	1,000.00
Subtotal	<u>9,700.00</u>

TOTAL OUTSIDE AGENCIES, CEREMONIES AND CONTRIBUTIONS4,782,310.00**NON-UNION FURLOUGH ~ CONSOLIDATION OF SERVICES**(1,080,000.00)

TOTAL MUNICIPAL DEPARTMENTS

330,564,860.42

SCHOOL DEPARTMENT

307,907,225.00

TOTAL APPROPRIATION


638,472,085.42

IN CITY COUNCIL

FEB - 3 2011

FIRST READING


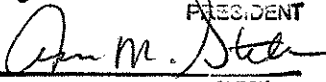
READ AND PASSED


CLERKIN CITY
COUNCIL


FEB - 7 2011

FINAL READING

READ AND PASSED


PRESIDENT

CLERK

APPROVED


MAYOR 2/10/11