

CHAPTER 2017-27

**No. 301 AN ORDINANCE AMENDING A COMPENSATION PLAN FOR THE
PROVIDENCE SCHOOL DEPARTMENT AND REPEALING ORDINANCE
CHAPTER 2016-26, NO. 268, APPROVED JUNE 20, 2016**

Approved June 20, 2017

Be it ordained by the City of Providence:

2017-2018 ANNUAL SALARY RANGE

ASSISTANTS¹

Group I	General Assistant	15.04hr	
	30	hours per week	\$18,951
	35	hours per week	22,107
	40	hours per week	25,267
Group II	Teacher, Clerical or Security Assistant		
	15.04	1st Step	18,951 - 25,267
	15.62	2nd Step	19,693 - 26,258
	15.91	3rd Step	20,050 - 26,712
Group III	Teacher Assistant I, Clerical or Security Assistant		
	16.21	1st Step	20,421 - 27,229
	16.44	2nd Step	20,729 - 27,657
	16.77	3rd Step	21,131 - 28,178
Group IV	Teacher Assistant II, Clerical or Security Assistant		
	17.06	1st Step	21,488 - 28,651
	17.33	2nd Step	21,858 - 29,146
	17.60	3rd Step	22,184 - 29,560
Group V	Assistant Liaison		
	19.37	1st Step	24,415 - 32,553
	19.80	2nd Step	24,964 - 33,281
	20.26	3rd Step	25,531 - 34,041

CLERKS¹

10 Month Group I	22,890 - 29,502
12 Month Group I	29,840 - 36,451
12 Month Group II	30,315 - 36,796
10 Month Group III	24,180 - 30,666
12 Month Group III	31,868 - 38,355
12 Month Group IV	33,425 - 39,912
12 Month Group V	34,993 - 41,464
12 Month Group VI	44,765 - 52,367

TEACHERS¹

Step 1	40,547
Step 2	42,539
Step 3	44,818
Step 4	47,751
Step 5	51,624
Step 6	55,552
Step 7	59,204
Step 8	63,077
Step 9	66,507
Step 10	69,717
Step 11	72,483
Step 12	76,427
BA + 30	2,705
MA	3,105
MA + 30	3,507
Doctorate	3,907
National Board Certification	5,500

PRINCIPALS¹

Principals	108,997 - 122,657
Principal Coach Stipend	5,000
Potential Performance Award	3,000

ASSISTANT PRINCIPALS¹

Assistant Principals	98,433 - 103,513
----------------------	------------------

CERTIFIED ADMINISTRATORS¹

Superintendent	191,283 - 207,679
Chief Academic Officer	133,686 - 151,917
Executive Director of Performance Management	124,530 - 133,686
<i>Executive Director of Teaching & Learning</i>	<i>124,530 - 133,686</i>
<i>Zone Executive Director (Elementary Zone 1)</i>	<i>124,530 - 133,686</i>
<i>Zone Executive Director (Elementary Zone 2)</i>	<i>124,530 - 133,686</i>
<i>Zone Executive Director (Innovation Zone)</i>	<i>124,530 - 133,686</i>
<i>Zone Executive Director (Secondary Zone)</i>	<i>124,530 - 133,686</i>
Director of CTE @ PCTA	108,964 - 116,337
<i>Director of Curriculum & Instruction</i>	<i>108,964 - 116,337</i>
Director of ELL	108,964 - 116,337
<i>Director of Multiple Pathways for Students</i>	<i>108,964 - 116,337</i>
Director of Special Education	108,964 - 116,337
Director of Student Affairs	108,964 - 116,337
Health Service Administrator	106,739 - 114,111
Coordinator of Student Services Mount Pleasant	101,593 - 108,964
<i>Special Education Manager</i>	<i>101,593 - 108,964</i>
Supervisor of A-Venture Program	101,593 - 108,964
Supervisor of Community Transition Services	101,593 - 108,964
<i>Supervisor of Fine Arts, World Language & Advanced Academic</i>	<i>101,593 - 108,964</i>
<i>Supervisor of Math Initiatives</i>	<i>101,593 - 108,964</i>
<i>Supervisor of K-12 Literacy</i>	<i>101,593 - 108,964</i>
Supervisor of Scheduling, Guidance, College/	
Career Readiness & Student Supports	101,593 - 108,964
<i>Supervisor of Science Initiatives</i>	<i>101,593 - 108,964</i>
Supervisor of Special Education	101,593 - 108,964
<i>Director of PTECH</i>	<i>98,433 - 103,513</i>
<i>Out of School Time Coordinator</i>	<i>76,301 - 78,399</i>
Summer School Coordinator	50,000

NON-CERTIFIED ADMINISTRATORS¹

Chief of Administration	133,686 -	161,924
Business Manager / School Controller	133,686 -	151,917
Chief of Human Capital	133,686 -	151,917
Chief Transformation Officer	133,686 -	151,917
Executive Director of Partnership & Development	119,103 -	133,686
Executive Director of System Wide Performance	119,103 -	133,686
Director of School Operations and Student Support	108,964 -	116,337
Senior Information Officer	103,100 -	116,848
Administrator of Human Resources	97,934 -	109,955
Budget Director	90,785 -	103,394
Director of Communications	90,785 -	103,394
Director of Family and Community Engagement	90,785 -	103,394
Director of Strategic Partnerships	90,785 -	103,394
Director of Student Placement	90,785 -	103,394
Director of Student Support Services	90,785 -	103,394
Director of Grant Funding	85,919 -	108,964
Human Resource Manager	89,274 -	100,069
Program Manager - Operations	89,274 -	100,069
Senior Budget Officer	83,278 -	97,158
Data Manager	78,680 -	91,795
Facilitator of Family and Community Engagement	78,680 -	91,795
Press Secretary	73,364 -	94,325
Expediter of Purchasing and Supplies	72,156 -	82,398
Administrator of HRIS/Records	68,735 -	80,190
Plant Operations Coordinator	68,347 -	78,399
Plant Maintenance Coordinator	68,347 -	78,399
Routing and Transportation Coordinator	68,347 -	78,399
Timekeeper Administrator	63,376 -	77,831
Special Assistant to the Superintendent	62,883 -	83,844
Supervisor of Payroll and Personnel Related Records	60,717 -	75,818
Supervisor of Transportation	61,320 -	73,881
Budget Coordinator	57,402 -	69,492
Budget Officer	57,402 -	69,492
Supervisor of Food Services	60,718 -	73,844
Support Services Administrator	45,995 -	57,604
Community Ombudsman for Central Registration	40,684 -	50,101
Career and Technical Education Program Coordinator	43,285 -	51,479

OTHER POSITIONS¹

Administrative Assistant	37,463 -	44,637
Assessment Coordinator for College & Career Readiness	57,817 -	72,272
Assessment Coordinator for Literacy & Language	57,817 -	72,272
Assessment Specialist for Adequate Yearly Progress		63,658
Assistant Human Resource Generalist	41,569 -	44,762
Assistant to the Director of Grant Funding	57,817 -	68,937
Assistant to the Professional Learning Manager	43,531 -	54,987
Bus Monitor		21,787
Certified Occupational Therapy Assistant	26,026 -	43,641
Child Care Worker (School Year)	21.24/hr -	24.30/hr
Community Transition Liaison	39,375 -	45,256
Computer Management Specialist	60,481 -	69,988
Confidential Executive Assistant		52,556
Creative Technology Specialist	49,977 -	57,242
Crossing Guard		10,895
Customer Service Specialist	25,450 -	37,768
Customer Service Supervisor	45,995 -	57,604
Data Specialist	63,376 -	77,831
Data Specialist	63,376 -	77,831
Data Support Technician	63,376 -	77,831


Data & Testing Coordinator	22,143	-	29,365
Deputy Controller	72,272	-	83,391
EEO & Recruitment Officer	78,604	-	89,084
Educational Technology Specialist	55,594	-	66,712
Employee Relations Lawyer	71,462	-	80,212
Executive Assistant to the Superintendent	43,531	-	52,958
Federal Programs Coordinator	76,040	-	87,830
Fiscal Officer	44,914	-	57,747
Foreman			57,463
Grant Writer	63,044	-	75,656
Grants Program Officer	63,044	-	75,656
Help Desk Analyst	30,998	-	43,395
Human Resource Generalist	50,829	-	58,219
Human Resource Officer	57,643	-	68,123
Human Relations Specialist I	22,143	-	29,365
Human Relations Specialist II	23,617	-	32,503
Human Relations Specialist III	25,450	-	35,672
Human Relations Specialist IV	34,957	-	39,715
Human Resource Specialist	59,142	-	68,459
Innovation Specialist	57,643	-	68,123
Innovation Specialist	57,643	-	68,123
Job Coach	23,593	-	28,992
Job Developer	23,593	-	28,992
Lab Technician	19,554	-	23,829
Medicaid Specialist	52,049	-	58,294
Network Operations Facilitator	78,679	-	91,795
Non Certified Nurses			54,131
Occupational Therapist	44,226	-	74,161
Parent Coordinator			36,682
Parent Engagement Specialist	38,500	-	40,867
Perkins Program Coordinator	62,883	-	70,743
Physical Therapist	45,110	-	75,645
Placement Officer	41,616	-	44,762
Professional Learning Manager	55,905	-	70,797
Program Coordinator			40,000
Public and Parent Information Specialists	45,069	-	58,303
Public School Safety Service Officer			10,895
Research Specialist	68,937	-	83,391
ROTC Officer	51,498	-	59,903
Route Foreman	37,326	-	45,589
School Board Chairperson			4,500
School Board Member			3,500
School Board Policy Advisor			85,231
School Board Policy Writer			79,000
School Lunch Aides			9.60/hr
Senior Placement Officer			40,889
Shower Matron	18,228	-	27,557
Social Coach	44,030	-	52,836
Student Registration and Data Specialist	52,306	-	58,741
Student Registration and Placement Analyst	48,695	-	56,285
Supervising Occupational Therapist	63,872	-	81,947
Technical Support Technician			74,056
Technology E-Mail Administrator	69,989	-	79,809
Technology Integration Specialist	72,272	-	83,391
Technology Service Coordinator	54,597	-	64,847
Translator	41,696	-	56,646



Turn-A-Round Arts Coordinator
 Water Safety Instructor
 Workers Compensation Attorney

40,000 - 50,000
 20,137 - 25,814
 60,731

¹Reflects base salary.

Bold italicized print indicates non-local funding.

IN CITY COUNCIL
 JUN 15 2017
 FIRST READING
 READ AND PASSED
 CLERK

IN CITY
 COUNCIL
 JUN 19 2017
 FINAL READING
 READ AND PASSED
 PRESIDENT
 CLERK

I HEREBY APPROVE.

 Mayor
 Date: 6/20/17