

THE CITY OF PROVIDENCE
STATE OF RHODE ISLAND AND PROVIDENCE PLANTATIONS

—1960—

RESOLUTION OF THE CITY COUNCIL

No. 509

Approved December 2, 1960

Resolved,

That the Public Service Engineer be requested

to cause a survey be made of existing street lighting facilities along Broad Street from Henry E. Bucci Memorial Square, formerly Trinity Square, to the Providence-Cranston City Line, and following such survey, if deemed necessary, order the installation of such necessary street lighting facilities.

IN CITY COUNCIL

DEC 1 - 1960

READ and PASSED

Edward P. Quigley
President
Robert L. Wilson
Clark

APPROVED

DEC 2 1960

William J. Donnell
MAYOR

RESOLUTION
OF THE
CITY COUNCIL

Measure the Decker, Bondale,
Quigley, Waples & Connor
and Carls

Department of Public Parks

COMMISSIONERS

JOHN R. FLYNN

CHAIRMAN

JOSEPH CASTRONOVO, M. D.

H. CLINTON OWEN, JR.

ROGER WILLIAMS PARK

PROVIDENCE, RHODE ISLAND

MARTIN F. NOONAN

SUPERINTENDENT

AND SECRETARY

November 25-1960

Mr D Everett Whelan
City Clerk
Providence, R. I.

Dear Mr Whelan,

With reference to City Council Resolution re setting aside a portion of Lippitt Park located at the junction of Hope Street and Blackstone Boulevard for use by the children of that vicinity as a Ballfield and Playground:

This matter was taken up with the Board of Park Commissioners at their meeting on November 23rd.

We have been advised by the Law Department that this land was conveyed by Swan Point Cemetery to the City of Providence in 1923 - and was given for public park purposes with the stipulation that the property be improved and developed as a park and kept open for that purpose.

Also, that the language of the deed would mean that if we do not follow up these stipulations, they can take it back: it could be considered that we violated the agreement. They intended this property to be beautified - a ballfield would not beautify it.

In view of the above ruling, it is the opinion of the Park Commission that the restriction in the conveyance of the land would indicate that it is extremely doubtful that this property could be used as a ballfield.

Furthermore, the Park Commissioners feel strongly that the City of Providence needs more, rather than less land for

Mr D Everett Whelan

-2-

November 25-1960

parks and they are reluctant to part with any property allocated for park purposes; and they are definitely opposed to a ballfield in this small park which is used largely by small children and mothers with little babies - there is too great a danger of their being hurt by flying balls.

In view of the foregoing reasons, the Commissioners unanimously voted to refuse this request. I am sure you will appreciate their position in this matter.

Sincerely yours,

Martin F. Noonan
Secretary

IN CITY COUNCIL

DEC 1 - 1960

READ:

WHEREUPON IT IS ORDERED THAT
THE SAME BE RECEIVED.

D. Everett Whelan
CLERK



CITY OF PROVIDENCE - RHODE ISLAND - Walter H. Reynolds, Mayor

TRAFFIC ENGINEERING DEPARTMENT

ROGER T. CHANDLER
Traffic Engineer
JOHN I. LOGAN
Assistant Traffic Engineer

147 Fountain Street
Providence 3, R. I.

November 17, 1960

The Honorable City Council
City Hall
Providence, Rhode Island


Gentlemen:

We have completed our investigation, which you requested, of the possible need for "Yield" signs at the intersection of Carleton and Belmont Streets.

The traffic volumes on both of these streets are very light. This location also has a low accident rate. There have been only five reported accidents here since 1951.

Therefore, we do not recommend the installation of "Yield" signs at this intersection.

Very truly yours,


Roger T. Chandler
Traffic Engineer

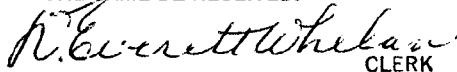
CFA:EM

IN CITY COUNCIL

DEC 1 - 1960

READ:

WHEREUPON IT IS ORDERED THAT
THE SAME BE RECEIVED.


CLERK



642
CITY OF PROVIDENCE - RHODE ISLAND - Walter H. Reynolds, Mayor

TRAFFIC ENGINEERING DEPARTMENT

ROGER T. CHANDLER
Traffic Engineer
JOHN I. LOGAN
Assistant Traffic Engineer

147 Fountain Street
Providence 3, R. I.

November 17, 1960

Reference No. 3314

The Honorable City Council
City Hall
Providence, Rhode Island

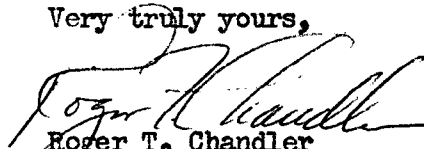
Gentlemen:

We have received your request for an investigation of the need for "Stop" signs at the intersection of Alvin Street and Downing Street.

We recently completed such an investigation at the request of a citizen. Our study showed that the traffic volumes on both of these streets are relatively light. In addition, this intersection has a low accident rate. There has been only one reported accident here since January of 1957.

Therefore, we do not recommend the installation of "Stop" signs at this intersection.

Very truly yours,


Roger T. Chandler
Traffic Engineer

CFA:EM

IN CITY COUNCIL
DEC 1 - 1960

READ:

WHEREUPON IT IS ORDERED THAT
THE SAME BE RECEIVED.


CLERK



STATE OF RHODE ISLAND AND PROVIDENCE PLANTATIONS
DEPARTMENT OF BUSINESS REGULATION
DIVISION OF PUBLIC UTILITIES
49 WESTMINSTER STREET, PROVIDENCE 3, R. I.

GEORGE W. MICHAEL
ADMINISTRATOR

November 28, 1960

GEORGE A. McLAUDLIN
DEPUTY ADMINISTRATOR

D. Everett Whelan, City Clerk
Office of the City Clerk
City Hall
Providence, Rhode Island

Dear Mr. Whelan:

This letter will acknowledge receipt in this office of your communication of November 22, 1960, together with the Resolution of the Providence City Council, No. 497.

Shortly after the disruption of electric service caused by the recent Hurricane Donna, this Division contacted officials of the Narragansett Electric Company with the view of determining what steps could be taken by that concern to reduce future service interruptions caused by hurricanes to an absolute minimum. As a result of the efforts of this Division, the management of the Narragansett Electric Company has initiated an investigation of its established hurricane policy; and as late as this morning, a conference on this subject was conducted in this Division. It is my hope that in the near future I will receive a complete report from the Narragansett Electric Company relative to the steps which this Company would follow in future disasters to reduce service interruptions to the barest minimum.

Upon receipt of this report from the Company, I will be pleased to review all of the Company's suggestions with the proper officials of the City of Providence, and to co-operate in every manner possible for the betterment of the electric service to the citizens of the City of Providence.

Very truly yours,

IN CITY COUNCIL
DEC 1 - 1960

READ:
WHEREUPON IT IS ORDERED THAT
THE SAME BE RECEIVED.

GWM:vf

D. Everett Whelan
CLERK

George W. Michael

George W. Michael
Administrator

514

CITY COUNCIL, FINAL PAPERS

1 9 6 0

MONTHLY STATEMENT

OF THE

CITY CONTROLLER

OF THE

CITY OF PROVIDENCE
RHODE ISLAND



THE CITY OF PROVIDENCE
MONTHLY STATEMENT
OF THE
CITY CONTROLLER
FOR
1960 OCTOBER 1960

CITY OF PROVIDENCE, R. I.

Office of the City Controller

November 28, 1960

TO THE HONORABLE WALTER H. REYNOLDS, MAYOR, AND

THE HONORABLE THE CITY COUNCIL:

In Compliance with Chapter 1665 of the Public Laws of 1945 and related legislation, there is presented herewith report of Capital, General and School Funds of the City of Providence for one month ended October 31, 1960.

The General Fund and the School Fund Revenue Statements include a comparison with the actual receipts for the same period last year.

Respectfully submitted,

Joseph C. Keegan
JOSEPH C. KEEGAN
City Controller

IN CITY COUNCIL

DEC 1 - 1960

READ:

WHEREUPON IT IS ORDERED THAT
THE SAME BE RECEIVED.

R. Everett Whelan
CLERK

CITY OF PROVIDENCE
CAPITAL FUNDS
STATEMENT OF APPROPRIATIONS
AS OF OCTOBER 31, 1960

	Total Authority	Total Charges to October 31, 1960	Unencumbered Balance of Appropriations Available at October 31, 1960
Alterations Neutaconkanut Pumping Station Account	65,000.00	50,509.00	14,491.00
City Council Chamber Acct.	18,000.00	-	18,000.00
Classical High School Fire Damage Fund I	51,200.00	51,166.91	33.09
Classical High School Fire Damage Fund II	150,153.33	79,762.99	70,400.34
College Hill Demonstration	67,203.00	67,203.00	-
Danforth St. School Loan	1,000,000.00	877,284.25	122,715.75
Debt Service-Willard Center II	43,778.42	-	43,778.42
Dog Incinerator Fire Damage Acct.	2,500.00	2,500.00	-
Downtown Area Project	118,220.48	117,784.57	435.91
Dutch Elm Disease Control	59,269.84	38,267.00	21,002.84
Erco Real Estate Purchase	97,500.00	95,000.00	2,500.00
Extension to Municipal Docks	2,000,080.00	1,537,120.06	362,959.94
Garbage Incinerator Turbine Repair Acct.	92,000.00	92,000.00	-
Highway Loan 1956	610,104.17	598,198.23	11,905.94
Highway Loan 1958	600,000.00	320,515.18	279,384.82
Highway Special III	428,293.59	428,293.59	-
Highway Huntington Ave. Loan	1,000,000.00	1,000,000.00	-
Highway Office Bldg. & Garage Loan	1,000,000.00	844,824.43	155,175.57
Highway Olneyville Expressway	655,442.15	562,076.87	93,365.28
Hurricane Barrier	4,600,000.00	5,069.74	4,594,930.26
Inserting New Valves Acct.	40,000.00	35,088.93	4,911.07
Joslin St. School Loan	1,266,759.37	1,264,203.16	2,556.21
Mashpaug Pond	63,140.00	62,425.83	714.17
Misc. Water Extension Acct.	125,000.00	102,958.29	22,041.71
Modernizing School Loan	505,756.79	505,276.01	480.78
Modernizing School Loan II	1,005,208.33	1,005,191.63	16.70
Modernizing School Loan III	1,014,249.32	1,003,316.66	10,932.66

Continued

Nov. 28, 1960

Mr. Vespia:

The Oct. Monthly Statement
will be ready for Thursday's
Meeting.

F.M.B.

CITY OF PROVIDENCE
CAPITAL FUNDS
STATEMENT OF APPROPRIATIONS
AS OF OCTOBER 31, 1960

	Total Authority	Total Charges to October 31, 1960	Unencumbered Balance of Appropriations Available at October 31, 1960
Modernizing School Loan IV	1,000,000.00	182,491.77	817,508.23
Municipal Dock Repair Acct.	272,000.00	272,000.00	- --
Municipal Garage Loan	492,303.68	491,396.67	907.01
Off-Street Parking Facilities	1,706,816.29	411,511.49	1,295,304.80
Recreation Loan II	1,113,994.58	1,079,791.84	34,202.74
Recreation Loan III	750,775.50	562,576.53	88,198.97
Reconstruction Oaklawn Ave. Acct.	15,000.00	14,447.73	552.27
Roger Williams Park Casino Fire Damage Fund	13,000.00	13,000.00	- --
Sanitation Garage Loan Acct.	390,765.55	366,840.48	23,925.07
School Adm. Fire Damage Fund	150,000.92	139,718.14	10,282.78
School Athletic Fields	1,500,251.67	1,106,085.50	394,166.17
School-Fox Point Loan Acct.	1,514,571.09	1,514,571.09	- --
School-South Providence Loan Acct.	1,636,130.07	1,636,130.07	- --
South Providence School Loan II	1,049,521.41	1,039,365.93	10,155.48
Sewage Treatment Plant Loan Acct. I	3,520,990.91	3,520,826.52	164.39
Sewate Treatment Plant Loan Acct. II	823,812.05	823,096.94	715.11
Sewage Treatment Acct. III	430,480.00	415,515.55	14,964.45
Sewer Loan 1956	500,000.00	345,026.53	154,973.47
Slum Clearance & Redevelopment II	2,516,456.67	1,879,038.63	637,428.04
Traffic Signal Installation Loan Acct.	403,227.47	396,224.34	7,003.13
Water Distribution Reservoir	2,199,909.28	1,828,982.10	370,927.18
Water Purification Works Improvements I	1,100,075.00	1,072,526.12	27,548.88
Water Purification Works Improvements II	300,000.00	292,160.26	7,839.74
Water Purification Works Improvements III	550,000.00	547,429.52	2,570.48
West River Highway	400,000.00	306,796.70	93,203.30
West River-Lead Track & Appurtenances	90,000.00	54,500.00	35,500.00
TOTAL	41,119,060.93	31,258,286.78	9,860,774.15

CITY OF PROVIDENCE

GENERAL FUND

STATEMENT OF REVENUE RECEIPTS ESTIMATED AND ACTUAL

FOR THE FIRST MONTH ENDED OCTOBER 31, 1960

COMPARED WITH ACTUAL RECEIPTS FOR THE SAME PERIOD LAST YEAR

Actual Receipts to October 31, 1959	Property Taxes: Current Year Prior Years Tax Reverted Property Sales Shared State Taxes Business & Non-Business Licenses Special Assessments Fines, Forfeits & Escheats Grants-In-Aid (State of R. I.) Donations Rents and Interest General Departments Water	Total Estimated for Year	Total Oct. 1, 1960 to Oct. 31, 1960 Estimated Receipts	Actual Receipts	Uncollected Bal. of Total Est. for Year
10,438,873.69		26,152,986.00	10,539,653.36	10,424,216.85	15,728,769.15
100,103.38		730,000.00	94,110.00	89,483.45	640,516.55
- - -		4,000.00	216.00	31.98	3,968.02
- - -		2,040,000.00	- - -	- - -	2,040,000.00
14,317.71		612,900.00	11,610.00	11,927.28	600,972.72
3,489.51		45,000.00	1,530.00	3,862.19	41,137.81
10,796.00		162,000.00	11,502.00	14,675.80	147,324.20
120,195.03		2,595,225.00	140,733.05	162,364.34	2,432,860.66
- - -		12,775.00	- - -	- - -	12,775.00
24,479.62		311,000.00	6,784.00	24,641.70	286,358.30
116,678.46		1,472,100.00	96,998.50	108,165.68	1,363,934.32
126,180.28		2,870,800.00	114,832.00	156,578.72	2,714,221.28
10,955,113.68	TOTAL - REVENUE RECEIPTS	37,008,786.00	11,017,968.91	10,995,947.99	26,012,838.01
- - -	Receipts for Extraordinary Expenditures for the year 1960-1961	900,000.00	- - -	- - -	900,000.00
10,955,113.68	TOTAL	37,908,786.00	11,017,968.91	10,995,947.99	26,912,838.01

CITY OF PROVIDENCE
GENERAL FUND
RECAPITULATION OF REVENUE APPROPRIATIONS
FOR THE FIRST MONTH ENDED OCTOBER 31, 1960

Function, Department, Division or Activity	Appropriations Available for 1960-1961	Allotments 3 months ending Dec. 31, 1960	Expenditures 1 month ended Oct. 31, 1960	Unencumbered Balance of Allotments at Oct. 31, 1960 (Col 2 - Col 3)	Unencumbered Balance of Appropriations at Oct. 31, 1960 (Col 1 - Col 3)
LEGISLATIVE, JUDICIAL & GENERAL					
ADMINISTRATIVE ACTIVITIES	733,598.98	272,902.00	104,894.65	168,007.35	628,704.33
FINANCE ADMINISTRATION	811,455.55	262,707.00	108,126.00	154,581.00	703,329.55
PUBLIC SAFETY	6,680,347.23	1,897,979.00	652,713.34	1,245,255.66	6,027,633.89
PUBLIC WORKS ACTIVITIES	4,704,725.95	1,706,146.75	823,295.77	882,850.98	3,881,430.18
HEALTH ACTIVITIES	1,827,011.68	509,062.50	192,808.41	316,254.09	1,634,203.27
WELFARE ACTIVITIES	2,868,780.28	682,582.00	177,111.28	505,470.72	2,691,659.00
RECREATION	985,156.52	337,559.00	112,009.89	225,559.11	873,146.63
*EDUCATION	11,780,685.00	4,300,000.00	25,000.00	4,275,000.00	11,755,685.00
GRANTS TO OUTSIDE AGENCIES & INSTITUTIONS	550,250.00	139,437.50	126,643.80	12,793.70	423,606.20
PENSIONS	2,007,650.92	1,495,199.98	193,365.60	1,301,834.38	1,814,285.32
DEBT SERVICE	4,233,523.55	1,627,952.59	462,119.25	1,165,833.34	3,771,404.30
MISCELLANEOUS ACTIVITIES	798,098.50	295,076.00	35,949.58	259,126.42	762,148.92
PUBLIC CELEBRATIONS	17,550.00	10,400.00	1,130.11	9,259.89	16,419.89
TOTAL - EXCLUSIVE OF WATER	37,998,834.16	13,537,014.32	3,015,167.68	10,521,846.64	34,983,666.48
WATER DEPARTMENT	2,870,800.00	1,700,257.55	228,454.36	1,471,803.19	2,642,345.64
TOTAL INCLUDING WATER	40,869,634.16	15,237,271.87	3,243,622.04	11,993,649.83	37,626,012.12

*Includes amount to establish Revolving Fund and amount transferred to School Fund

CITY OF PROVIDENCE
GENERAL FUND
STATEMENT OF REVENUE APPROPRIATIONS
FOR THE FIRST MONTH ENDED OCTOBER 31, 1960

Function, Department, Division or Activity		Appropriations Available for 1960-1961	Allotments 3 months ending Dec. 31, 1960	Expenditures 1 month ended Oct. 31, 1960	Unencumbered Balance of Allotments at Oct. 31, 1960 (Col 2 - Col 3)	Unencumbered Balance of Appropriations at Oct. 31, 1960 (Col 1 - Col 3)
LEGISLATIVE, JUDICIAL AND GENERAL ADMINISTRATIVE ACTIVITIES						
City Council						
	0	39,500.00	9,875.00	3,291.66	6,583.34	36,208.34
	1	11,705.00	4,000.00	130.81	3,869.19	11,574.19
	2	200.00	100.00	25.33	74.67	174.67
	3	10,000.00	10,000.00	- -	10,000.00	10,000.00
	5	60.00	60.00	- -	60.00	60.00
	Total	61,465.00	24,035.00	3,447.80	20,587.20	58,017.20
City Clerk						
	0	41,990.00	9,696.00	2,416.50	7,279.50	39,573.50
	1	1,115.00	415.00	6.00	409.00	1,109.00
	2	650.00	300.00	- -	300.00	650.00
	5	420.00	420.00	- -	420.00	420.00
	Total	44,175.00	10,831.00	2,422.50	8,408.50	41,752.50
Board of Canvassers and Registration						
	0	94,037.00	48,000.00	6,917.58	41,082.42	87,119.42
	1	15,915.00	7,500.00	2,216.50	5,283.50	13,698.50
	2	1,900.00	500.00	136.50	363.50	1,763.50
	Total	111,852.00	56,000.00	9,270.58	46,729.42	102,581.42
Probate Court						
	0	40,177.85	9,276.00	2,280.12	6,995.88	37,897.73
	1	1,880.00	470.00	204.60	255.40	1,675.40
	2	2,500.00	625.00	2.70	622.30	2,497.30
	5	650.00	325.00	48.25	276.75	601.75
	Total	45,207.85	10,696.00	2,535.67	8,160.33	42,672.18

CITY OF PROVIDENCE
GENERAL FUND
STATEMENT OF REVENUE APPROPRIATIONS
CONTINUED

Function, Department, Division or Activity		Appropriations Available for 1960-1961	Allotments 3 months ending Dec. 31, 1960	Expenditures 1 month ended Oct. 31, 1960	Unencumbered Balance of Allotments at Oct. 31, 1960 (Col 2 - Col 3)	Unencumbered Balance of Appropriations at Oct. 31, 1960 (Col 1 - Col 3)
LEGISLATIVE, JUDICIAL AND GENERAL ADMINISTRATIVE ACTIVITIES (Continued)						
Police Court	0	44,652.40	10,305.00	2,576.10	7,728.90	42,076.30
	1	2,800.00	925.00	290.65	534.35	2,509.35
	2	1,300.00	700.00	- --	700.00	1,300.00
Total		48,752.40	11,930.00	2,866.75	9,063.25	45,885.65
Mayor's Office	0	57,781.20	13,344.00	3,330.51	10,013.49	54,450.69
	1	10,705.00	2,900.00	1,207.44	1,692.56	9,497.56
	2	1,200.00	900.00	659.00	241.00	541.00
	3	1,350.00	850.00	288.20	561.80	1,061.80
	5	150.00	150.00	- --	150.00	150.00
Total		71,186.20	18,144.00	5,485.15	12,558.85	65,701.05
Law Department	0	50,716.40	11,712.00	2,925.93	8,786.07	47,790.47
	1	2,170.00	1,000.00	680.00	320.00	1,490.00
	2	475.00	125.00	- --	125.00	475.00
	5	2,000.00	750.00	263.00	487.00	1,737.00
Total		55,361.40	13,587.00	3,868.93	9,718.07	51,492.47

CITY OF PROVIDENCE
GENERAL FUND
STATEMENT OF REVENUE APPROPRIATIONS
CONTINUED

Function, Department, Division or Activity		Appropriations Available for 1960-1961	Allotments 3 months ending Dec. 31, 1960	Expenditures 1 month ended Oct. 31, 1960	Unencumbered Balance of Allotments at Oct. 31, 1960 (Col 2 - Col 3)	Unencumbered Balance of Appropriations at Oct. 31, 1960 (Col 1 - Col 3)
LEGISLATIVE, JUDICIAL AND GENERAL ADMINISTRATIVE ACTIVITIES (Continued)						
Recorder of Deeds	0	62,826.40	14,852.00	3,427.35	11,424.65	59,399.05
	1	2,755.00	900.00	205.00	595.00	2,550.00
	2	8,500.00	2,500.00	384.00	2,116.00	8,116.00
	5	3,425.00	3,425.00	2,675.00	750.00	750.00
Total		77,506.40	21,677.00	6,691.35	14,985.65	70,815.05
City Sergeant	0	122,732.73	30,737.00	6,983.47	23,753.53	115,749.26
	1	84,345.00	67,000.00	53,949.36	13,050.64	30,395.64
	2	11,015.00	8,265.00	7,373.09	891.91	3,641.91
	Total	218,092.73	106,002.00	68,305.92	37,696.08	149,786.81
TOTAL - LEGISLATIVE, JUDICIAL AND GENERAL ADMINISTRATIVE ACTIVITIES		733,598.98	272,902.00	104,894.65	158,007.35	628,704.33
FINANCE ADMINISTRATION						
Finance Director	0	46,746.20	10,788.00	2,693.88	8,094.12	44,052.32
	1	1,400.00	600.00	208.29	391.71	1,191.71
	2	1,100.00	500.00	- --	500.00	1,100.00
	Total	49,246.20	11,888.00	2,902.17	8,985.83	46,344.03

CITY OF PROVIDENCE
GENERAL FUND
STATEMENT OF REVENUE APPROPRIATIONS
CONTINUED

Function, Department, Division or Activity		Appropriations Available for 1960-1961	Allotments 3 months ending Dec. 31, 1960	Expenditures 1 month ended Oct. 31, 1960	Unencumbered Balance of Allotments at Oct. 31, 1960 (Col 2 - Col 3)	Unencumbered Balance of Appropriations at Oct. 31, 1960 (Col 1 - Col 3)
FINANCE ADMINISTRATION (Continued)						
City Controller:						
Accounting Division						
	0	81,253.00	23,376.00	5,337.45	18,038.55	75,915.55
	1	6,400.00	4,000.00	455.65	3,544.35	5,944.35
	2	7,800.00	3,800.00	532.07	3,267.93	7,267.93
	5	2,125.00	2,125.00	879.15	1,245.85	1,245.85
Total		97,578.00	33,301.00	7,204.32	26,096.68	90,373.68
Employees' Retirement System						
	0	18,430.10	4,260.00	1,043.62	3,216.38	17,386.48
	1	15,425.00	6,000.00	545.00	5,455.00	14,880.00
	2	1,000.00	700.00	534.35	165.65	465.65
Total		34,855.10	10,960.00	2,122.97	8,837.03	32,732.13
Tabulating Division						
	0	31,192.20	7,200.00	2,115.66	5,084.34	29,076.54
	1	58,708.00	58,708.00	57,768.00	940.00	940.00
	2	2,500.00	2,000.00	563.38	1,436.62	1,936.62
Total		92,400.20	67,908.00	60,447.04	7,460.96	31,953.16
City Collector:						
Collector's Division						
	0	120,655.80	28,275.00	6,596.45	21,678.55	114,059.35
	1	58,444.00	16,000.00	1,409.62	14,590.38	57,034.38
	2	3,920.00	1,245.00	127.50	1,117.50	3,792.50
	3	310.00	310.00	309.23	.77	.77
Total		183,329.80	45,830.00	8,442.80	37,387.20	174,887.00

CITY OF PROVIDENCE
GENERAL FUND
STATEMENT OF REVENUE APPROPRIATIONS
CONTINUED

Function, Department, Division or Activity		Appropriations Available for 1960-1961	Allotments 3 months ending Dec. 31, 1960	Expenditures 1 month ended Oct. 31, 1960	Unencumbered Balance of Allotments at Oct. 31, 1960 (Col 2 - Col 3)	Unencumbered Balance of Appropriations at Oct. 31, 1960 (Col 1 - Col 3)
FINANCE ADMINISTRATION (Continued)						
Water Board Collections		0	22,653.80	1,213.40	4,046.60	21,440.40
		1	2,875.00	- - -	700.00	2,875.00
		2	500.00	- - -	500.00	500.00
Total			26,028.80	1,213.40	5,246.60	24,815.40
Assessor's Division		0	118,580.60	5,707.80	21,664.20	112,872.80
		1	6,065.00	2,467.00	2,533.00	3,598.00
		2	1,800.00	9.25	990.75	1,790.75
		5	420.00	345.50	74.50	74.50
Total			126,865.60	8,529.55	25,262.45	118,336.05
Purchasing Agent:						
Purchasing Division		0	73,430.30	4,233.30	12,723.70	69,197.00
		1	2,952.00	1,858.80	158.20	1,093.20
		2	1,035.00	219.99	180.01	815.01
		5	850.00	- - -	850.00	850.00
Total			78,267.30	6,312.09	13,911.91	71,955.21
Municipal Garage		0	67,275.70	4,356.08	10,715.92	62,919.62
		1	1,176.00	791.84	293.16	384.16
		2	5,175.00	3,646.34	653.66	1,528.66
		5	700.00	- - -	700.00	700.00
Total			74,326.70	8,794.26	12,362.74	65,532.44

CITY OF PROVIDENCE
GENERAL FUND
STATEMENT OF REVENUE APPROPRIATIONS
CONTINUED

Function, Department, Division or Activity		Appropriations Available for 1960-1961	Allotments 3 months ending Dec. 31, 1960	Expenditures 1 month ended Oct. 31, 1960	Unencumbered Balance of Allotments at Oct. 31, 1960 (Col 2 - Col 3)	Unencumbered Balance of Appropriations at Oct. 31, 1960 (Col 1 - Col 3)
FINANCE ADMINISTRATION (Continued)						
Treasury Department		0 33,321.60	7,692.00	1,922.40	5,769.60	31,399.20
		1 2,800.00	700.00	40.00	660.00	2,760.00
		2 650.00	300.00	- -	300.00	650.00
		3 5,231.25	- -	- -	- -	5,231.25
Total		42,002.85	8,692.00	1,962.40	6,729.60	40,040.45
Board of Tax Assessment Review		0 6,380.00	2,345.00	195.00	2,150.00	6,185.00
		1 125.00	125.00	- -	125.00	125.00
		2 50.00	25.00	- -	25.00	50.00
Total		6,555.00	2,495.00	195.00	2,300.00	6,360.00
TOTAL - FINANCE ADMINISTRATION		811,455.55	262,707.00	108,126.00	154,581.00	703,329.55
PUBLIC SAFETY						
Commissioner of Public Safety		0 66,976.80	15,500.00	3,515.83	11,984.17	63,460.97
		1 150.00	75.00	- -	75.00	150.00
		2 125.00	75.00	- -	75.00	125.00
Total		67,251.80	15,650.00	3,515.83	12,134.17	63,735.97

CITY OF PROVIDENCE
GENERAL FUND
STATEMENT OF REVENUE APPROPRIATIONS
CONTINUED

Function, Department, Division or Activity		Appropriations Available for 1960-1961	Allotments 3 months ending Dec. 31, 1960	Expenditures 1 month ended Oct. 31, 1960	Unencumbered Balance of Allotments at Oct. 31, 1960 (Col 2 - Col 3)	Unencumbered Balance of Appropriations at Oct. 31, 1960 (Col 1 - Col 3)
PUBLIC SAFETY (Continued)						
Police Department		0	2,950,368.48	190,545.95	504,454.05	2,759,822.53
		1	104,525.00	39,340.62	18,659.38	65,184.38
		2	115,875.00	81,957.19	13,042.81	33,917.81
		3	600.00	13.00	587.00	587.00
		5	66,100.00	386.25	65,713.75	65,713.75
Total			3,237,468.48	312,243.01	602,456.99	2,925,225.47
Fire Department		0	2,615,918.72	170,307.37	454,692.63	2,445,611.35
		1	65,750.00	43,356.58	3,643.42	22,393.42
		2	101,450.00	53,938.25	24,061.75	47,511.75
		3	600.00	- --	- --	600.00
		5	50,340.00	400.50	49,939.50	49,939.50
Total			2,834,058.72	268,002.70	532,337.30	2,566,056.02
Superintendent of Weights & Measures		0	17,734.60	1,023.15	3,080.85	16,711.45
		1	956.00	415.00	185.00	541.00
		2	170.00	- --	100.00	170.00
Total			18,860.60	1,438.15	3,365.85	17,422.45

CITY OF PROVIDENCE
GENERAL FUND
STATEMENT OF REVENUE APPROPRIATIONS
CONTINUED

Function, Department, Division or Activity		Appropriations Available for 1960-1961	Allotments 3 months ending Dec. 31, 1960	Expenditures 1 month ended Oct. 31, 1960	Unencumbered Balance of Allotments at Oct. 31, 1960 (Col 2 - Col 3)	Unencumbered Balance of Appropriations at Oct. 31, 1960 (Col 1 - Col 3)
PUBLIC SAFETY (Continued)						
Building Inspection Administration	0	54,233.80	12,516.00	3,122.85	9,393.15	51,110.95
	1	1,942.00	1,100.00	700.00	400.00	1,242.00
	2	545.00	325.00	225.00	100.00	320.00
	5	240.00	200.00	145.09	54.91	94.91
Total		56,960.80	14,141.00	4,192.94	9,948.06	52,767.86
Structures & Zoning Division	0	71,580.60	16,044.00	3,679.65	12,364.35	67,900.95
	1	6,025.00	5,300.00	3,879.52	1,420.48	2,145.48
	2	500.00	250.00	- --	250.00	500.00
	5	200.00	200.00	- --	200.00	200.00
Total		78,305.60	21,794.00	7,559.17	14,234.83	70,746.43
Plumbing, Drainage & Gas Piping Div.	0	41,477.80	9,576.00	2,392.95	7,183.05	39,084.85
	1	3,366.00	2,750.00	2,340.00	410.00	1,026.00
	2	650.00	525.00	422.38	102.62	227.62
	5	1,640.00	1,640.00	134.48	1,505.52	1,505.52
Total		47,133.80	14,491.00	5,289.81	9,201.19	41,843.99
Electrical Installations Division	0	44,075.20	10,176.00	2,271.90	7,904.10	41,803.30
	1	3,073.00	2,340.00	1,560.00	780.00	1,513.00
	2	935.00	800.00	679.90	120.10	255.10
	5	50.00	50.00	- --	50.00	50.00
Total		48,133.20	13,366.00	4,511.80	8,854.20	43,621.40

CITY OF PROVIDENCE
GENERAL FUND
STATEMENT OF REVENUE APPROPRIATIONS
CONTINUED

Function, Department, Division or Activity	Appropriations Available for 1960-1961	AlLOTments 3 months ending Dec. 31, 1960	Expenditures 1 month ended Oct. 31, 1960	Unencumbered Balance of Allotments at Oct. 31, 1960 (Col 2 - Col 3)	Unencumbered Balance of Appropriations at Oct. 31, 1960 (Col 1 - Col 3)
PUBLIC SAFETY (Continued)					
Air Pollution, Mechanical Equip. and Installations Div.	0	48,034.40	11,088.00	8,587.65	45,534.05
	1	4,357.00	3,475.00	253.25	1,135.25
	2	510.00	300.00	95.46	305.46
	5	130.00	130.00	130.00	130.00
Total		53,031.40	14,993.00	9,066.36	47,104.76
Traffic Engineering	0	159,732.83	37,000.00	28,495.00	151,227.83
	1	32,935.00	27,750.00	1,945.00	7,130.00
	2	39,525.00	12,000.00	6,276.71	33,801.71
	5	6,950.00	6,950.00	6,950.00	6,950.00
Total		239,142.83	83,700.00	43,666.71	199,109.54
TOTAL - PUBLIC SAFETY		6,680,347.23	1,897,979.00	1,245,265.66	6,027,633.89
PUBLIC WORKS ACTIVITIES					
General Administration	0	28,718.20	6,660.00	5,148.72	27,206.92
	1	1,655.00	1,625.00	9.00	39.00
	2	100.00	40.00	40.00	100.00
Total		30,473.20	8,325.00	5,197.72	27,345.92

CITY OF PROVIDENCE
GENERAL FUND
STATEMENT OF REVENUE APPROPRIATIONS
CONTINUED

Function, Department, Division or Activity	Appropriations Available for 1960-1961	Allotments 3 months ending Dec. 31, 1960	Expenditures 1 month ended Oct. 31, 1960	Unencumbered Balance of Allotments at Oct. 31, 1960 (Col 2 - Col 3)	Unencumbered Balance of Appropriations at Oct. 31, 1960 (Col 1 - Col 3)
PUBLIC WORKS ACTIVITIES (Continued)					
Business Management					
0	35,310.60	8,400.00	1,847.10	6,552.90	33,463.50
1	460.00	160.00	127.44	32.56	332.56
2	450.00	150.00	- - -	150.00	450.00
5	405.00	405.00	- - -	405.00	405.00
Total	36,625.60	9,115.00	1,974.54	7,140.46	34,651.06
Engineering Office					
0	153,480.60	35,300.00	7,790.70	27,509.30	145,689.90
1	6,300.00	3,580.00	2,281.40	1,298.60	4,018.60
2	700.00	220.00	- - -	220.00	700.00
5	800.00	800.00	- - -	800.00	800.00
Total	161,280.60	39,900.00	10,072.10	29,827.90	151,208.50
Sanitation Division-Administration					
0	11,718.20	2,712.00	676.05	2,035.95	11,042.15
1	880.00	865.00	853.82	11.18	26.18
2	25.00	10.00	- - -	10.00	25.00
Total	12,623.20	3,587.00	1,529.87	2,057.13	11,093.33
Street Cleaning					
0	356,920.20	86,000.00	22,286.99	63,713.01	334,633.21
1	78,480.00	78,480.00	78,430.00	50.00	50.00
2	1,425.00	625.00	- - -	625.00	1,425.00
5	1,600.00	1,600.00	- - -	1,600.00	1,600.00
Total	438,425.20	166,705.00	100,716.99	65,988.01	337,708.21

CITY OF PROVIDENCE
GENERAL FUND
STATEMENT OF REVENUE APPROPRIATIONS
CONTINUED

Function, Department, Division or Activity		Appropriations Available for 1960-1961	Allotments 3 months ending Dec. 31, 1960	Expenditures 1 month ended Oct. 31, 1960	Unencumbered Balance of Allotments at Oct. 31, 1960 (Col 2 - Col 3)	Unencumbered Balance of Appropriations at Oct. 31, 1960 (Col 1 - Col 3)
PUBLIC WORKS ACTIVITIES (Continued)						
Sanitation Division:						
Sewage Pumping						
	0	67,864.28	17,085.00	4,246.85	12,838.15	63,617.43
	1	775.00	625.00	485.00	140.00	290.00
	2	3,500.00	2,500.00	2,111.88	388.12	1,388.12
Total		72,139.28	20,210.00	6,843.73	13,366.27	65,295.55
Sewage Disposal						
	0	239,974.84	60,351.00	14,381.42	45,969.58	225,593.42
	1	70,035.00	68,985.00	68,247.00	738.00	1,788.00
	2	139,525.00	50,725.00	32,294.96	18,430.04	107,230.04
	5	900.00	900.00	- -	900.00	900.00
Total		450,434.84	180,961.00	114,923.38	66,037.62	335,511.46
Garbage Collection and Disposal						
	0	608,839.75	154,189.00	37,713.41	116,475.59	571,126.34
	1	127,735.00	125,995.00	117,758.00	8,237.00	9,977.00
	2	13,325.00	7,025.00	985.68	6,039.32	12,339.32
Total		749,899.75	287,209.00	156,457.09	130,751.91	593,442.66
Refuse Collection and Disposal						
	0	105,756.54	26,675.00	6,242.34	20,432.66	99,514.20
	1	38,772.25	38,772.25	38,772.25	- -	- -
	2	20.00	20.00	- -	20.00	20.00
Total		144,548.79	65,467.25	45,014.59	20,452.66	99,534.20

CITY OF PROVIDENCE
GENERAL FUND
STATEMENT OF REVENUE APPROPRIATIONS
CONTINUED

Function, Department, Division or Activity		Appropriations Available for 1960-1961	Allotments 3 months ending Dec. 31, 1960	Expenditures 1 month ended Oct. 31, 1960	Unencumbered Balance of Allotments at Oct. 31, 1960 (Col 2 - Col 3)	Unencumbered Balance of Appropriations at Oct. 31, 1960 (Col 1 - Col 3)
PUBLIC WORKS ACTIVITIES (Continued)						
Construction and Maintenance:						
	0	8,169.20	1,896.00	471.30	1,424.70	7,697.90
	1	840.00	825.00	815.00	10.00	25.00
	2	25.00	10.00	- --	10.00	25.00
Total		9,034.20	2,731.00	1,286.30	1,444.70	7,747.90
Highway Section						
	0	745,464.44	172,032.00	47,215.07	124,816.93	698,249.37
	1	162,948.00	162,498.00	162,249.00	249.00	699.00
	2	111,325.00	35,331.00	333.14	34,997.86	110,991.86
	5	420.00	420.00	- --	420.00	420.00
Total		1,020,157.44	370,281.00	209,797.21	160,483.79	810,360.23
Bridge Maintenance						
	0	48,172.80	11,117.00	3,084.98	8,032.02	45,087.82
	1	3,200.00	3,050.00	2,900.00	150.00	300.00
	2	5,895.00	1,850.00	34.90	1,815.10	5,860.10
Total		57,267.80	16,017.00	6,019.88	9,997.12	51,247.92
Sidewalks and Curbing						
	0	18,176.60	4,545.00	1,036.35	3,508.65	17,140.25
	1	3,290.00	3,120.00	2,882.95	237.05	407.05
	2	1,150.00	825.00	- --	825.00	1,150.00
Total		22,616.60	8,490.00	3,919.30	4,570.70	18,697.30

CITY OF PROVIDENCE
GENERAL FUND
STATEMENT OF REVENUE APPROPRIATIONS
CONTINUED

Function, Department, Division or Activity		Appropriations Available for 1960-1961	Allotments 3 months ending Dec. 31, 1960	Expenditures 1 month ended Oct. 31, 1960	Unencumbered Balance of Allotments at Oct. 31, 1960 (Col 2 - Col 3)	Unencumbered Balance of Appropriations at Oct. 31, 1960 (Col 1 - Col 3)
PUBLIC WORKS ACTIVITIES (Continued)						
Construction and Maintenance:						
Forestry						
	0	76,154.10	17,580.00	4,300.57	13,279.43	71,853.53
	1	18,550.00	18,400.00	18,250.00	150.00	300.00
	2	3,860.00	1,760.00	851.00	909.00	3,009.00
	5	700.00	700.00	- -	700.00	700.00
Total		99,264.10	38,440.00	23,401.57	15,038.43	75,862.53
Snow Removal						
	0	122,850.00	61,425.00	- -	61,425.00	122,850.00
	1	61,500.00	55,500.00	30,000.00	25,500.00	31,500.00
	2	55,200.00	30,000.00	- -	30,000.00	55,200.00
Total		239,550.00	146,925.00	30,000.00	116,925.00	209,550.00
Sewer Construction & Maintenance						
	0	340,298.76	78,540.00	18,928.96	59,611.04	321,369.80
	1	60,980.00	60,870.00	60,784.00	86.00	196.00
	2	13,610.00	5,652.50	3,055.77	2,596.73	10,554.23
Total		414,888.76	145,062.50	82,768.73	62,293.77	332,120.03
Public Buildings						
	0	90,896.00	23,600.00	4,629.70	18,970.30	86,266.30
	1	4,321.00	4,091.00	3,956.80	134.20	364.20
	2	650.00	350.00	100.60	249.40	549.40
	3	10.00	10.00	- -	10.00	10.00
Total		95,877.00	28,051.00	8,687.10	19,363.90	87,189.90

CITY OF PROVIDENCE
GENERAL FUND
STATEMENT OF REVENUE APPROPRIATIONS
CONTINUED

Function, Department, Division or Activity	Appropriations Available for 1960-1961	Allotments 3 months ending Dec. 31, 1960	Expenditures 1 month ended Oct. 31, 1960	Unencumbered Balance of Allotments at Oct. 31, 1960 (Col 2 - Col 3)	Unencumbered Balance of Appropriations at Oct. 31, 1960 (Col 1 - Col 3)
PUBLIC WORKS ACTIVITIES (Continued)					
Street Lighting					
0	4,695.60	1,080.00	270.90	809.10	4,424.70
1	498,000.00	124,500.00	728.00	123,772.00	497,272.00
2	25.00	10.00	- --	10.00	25.00
Total	502,720.60	125,590.00	998.90	124,591.10	501,721.70
Municipal Dock					
0	37,434.80	8,640.00	1,796.04	6,843.96	35,638.76
1	7,440.00	5,349.00	3,780.00	1,569.00	3,660.00
2	1,670.00	1,468.00	1,299.95	168.05	370.05
Total	46,544.80	15,457.00	6,875.99	8,581.01	39,668.81
Draw Bridge Operation					
0	44,906.21	10,364.00	2,582.22	7,781.78	42,323.99
1	855.00	855.00	820.00	35.00	35.00
2	445.00	395.00	323.10	71.90	121.90
Total	46,206.21	11,614.00	3,725.32	7,888.68	42,480.89
Harbor Master					
0	4,261.38	1,067.00	191.10	875.90	4,070.28
1	150.00	135.00	125.00	10.00	25.00
2	40.00	10.00	- --	10.00	40.00
Total	4,451.38	1,212.00	316.10	895.90	4,135.28

CITY OF PROVIDENCE
GENERAL FUND
STATEMENT OF REVENUE APPROPRIATIONS
CONTINUED

Function, Department, Division or Activity	Appropriations Available for 1960-1961	Allotments 3 months ending Dec. 31, 1960	Expenditures 1 month ended Oct. 31, 1960	Unencumbered Balance of Allotments at Oct. 31, 1960 (Col 2 - Col 3)	Unencumbered Balance of Appropriations at Oct. 31, 1960 (Col 1 - Col 3)
PUBLIC WORKS ACTIVITIES (Continued)					
Family Relocation					
0	40,148.50	9,550.00	1,326.57	8,223.43	38,822.03
1	4,798.00	3,777.00	3,251.80	525.20	1,546.20
2	475.00	195.00	99.99	95.01	375.01
3	4,000.00	1,000.00	-	1,000.00	4,000.00
5	275.00	275.00	161.44	113.56	113.56
Total	49,696.50	14,797.00	4,839.80	9,957.20	44,856.80
TOTAL - PUBLIC WORKS ACTIVITIES	4,704,725.95	1,706,146.75	823,295.77	882,850.98	3,881,430.18
HEALTH ACTIVITIES					
Health Department Administration					
0	26,860.20	5,000.00	1,030.38	3,969.62	25,829.82
1	782.00	300.00	178.50	121.50	603.50
2	275.00	200.00	117.67	82.33	157.33
Total	27,917.20	5,500.00	1,326.55	4,173.45	26,590.65
Vital Statistics					
0	24,828.70	5,748.00	1,204.55	4,543.45	23,624.15
1	8,400.00	4,000.00	2,393.11	1,606.89	6,006.89
2	1,050.00	500.00	108.77	391.23	941.23
5	100.00	100.00	-	100.00	100.00
Total	34,378.70	10,348.00	3,706.43	6,641.57	30,672.27
Medical-Communicable Disease					
0	79,208.80	18,288.00	3,649.08	14,638.92	75,559.72
1	7,050.00	3,000.00	464.50	2,535.50	6,585.50
2	4,450.00	2,000.00	-	2,000.00	4,450.00
5	200.00	200.00	-	200.00	200.00
Total	90,908.80	23,488.00	4,113.58	19,374.42	86,795.22

CITY OF PROVIDENCE
GENERAL FUND
STATEMENT OF REVENUE APPROPRIATIONS
CONTINUED

Function, Department, Division or Activity	Appropriations Available for 1960-1961	Allotments 3 months ending Dec. 31, 1960	Expenditures 1 month ended Oct. 31, 1960	Unencumbered Balance of Allotments at Oct. 31, 1960 (Col 2 - Col 3)	Unencumbered Balance of Appropriations at Oct. 31, 1960 (Col 1 - Col 3)
HEALTH ACTIVITIES (Continued)					
Medical-Child Hygiene					
0	42,189.50	9,744.00	2,394.60	7,349.40	39,794.90
1	15,310.00	5,500.00	147.20	5,352.80	15,162.80
2	350.00	150.00	- --	150.00	350.00
5	75.00	75.00	- --	75.00	75.00
Total	57,924.50	15,469.00	2,541.80	12,927.20	55,382.70
Health Department					
Sanitation-Food, Milk Inspection					
0	71,610.20	16,536.00	3,917.88	12,618.12	67,692.32
1	8,853.00	6,400.00	5,260.00	1,140.00	3,598.00
2	1,975.00	1,000.00	389.40	610.60	1,585.60
Total	82,443.20	23,936.00	9,567.28	14,368.72	72,875.92
Sanitation-Environment Control					
0	79,621.40	18,384.00	4,112.40	14,271.60	75,509.00
1	2,673.00	2,550.00	1,960.00	590.00	713.00
2	1,700.00	1,100.00	536.11	563.89	1,163.89
Total	83,994.40	22,034.00	6,608.51	15,425.49	77,385.89
Public Bath Houses					
0	48,421.88	11,184.00	2,921.28	8,262.72	45,500.60
1	11,184.00	7,083.00	5,844.05	1,238.95	5,339.95
2	9,430.00	8,620.00	8,292.15	327.85	1,137.85
Total	69,035.88	26,887.00	17,057.48	9,829.52	51,978.40

CITY OF PROVIDENCE
GENERAL FUND
STATEMENT OF REVENUE APPROPRIATIONS
CONTINUED

Function, Department, Division or Activity		Appropriations Available for 1960-1961	Allotments 3 months ending Dec. 31, 1960	Expenditures 1 month ended Oct. 31, 1960	Unencumbered Balance of Allotments at Oct. 31, 1960 (Col 2 - Col 3)	Unencumbered Balance of Appropriations at Oct. 31, 1960 (Col 1 - Col 3)
HEALTH ACTIVITIES (Continued)						
Health Department:						
Public Comfort Stations						
	0	62,556.00	14,436.00	3,095.13	11,340.87	59,460.87
	1	6,579.00	3,979.50	3,579.50	400.00	2,999.50
	2	4,310.00	2,335.00	2,291.84	43.16	2,018.16
Total		73,445.00	20,750.50	8,966.47	11,784.03	64,478.53
Charles V. Chapin Hospital						
	0	998,834.00	232,520.00	62,701.68	169,818.32	936,132.32
	1	63,680.00	39,680.00	21,884.33	17,795.67	41,795.67
	2	230,500.00	80,500.00	54,249.71	26,250.29	176,250.29
	5	13,950.00	7,950.00	84.59	7,865.41	13,865.41
Total		1,306,964.00	360,650.00	138,920.31	221,729.69	1,168,043.69
TOTAL - HEALTH ACTIVITIES		1,827,011.68	509,062.50	192,808.41	316,254.09	1,634,203.27
WELFARE ACTIVITIES						
Welfare Administration						
	0	53,303.40	12,312.00	2,527.08	9,784.92	50,776.32
	1	930.00	755.00	655.00	100.00	275.00
	2	475.00	475.00	475.00	- - -	- - -
Total		54,708.40	13,542.00	3,657.08	9,884.92	51,051.32

CITY OF PROVIDENCE
GENERAL FUND
STATEMENT OF REVENUE APPROPRIATIONS
CONTINUED

Function, Department, Division or Activity	Appropriations Available for 1960-1961	Allotments 3 months ending Dec. 31, 1960	Expenditures 1 month ended Oct. 31, 1960	Unencumbered Balance of Allotments at Oct. 31, 1960 (Col 2 - Col 3)	Unencumbered Balance of Appropriations at Oct. 31, 1960 (Col 1 - Col 3)
WELFARE ACTIVITIES (Continued)					
G.P.A. Administration					
0	378,011.88	87,240.00	18,001.18	69,238.82	360,010.70
1	27,735.00	16,737.00	12,785.35	3,951.65	14,949.65
2	10,550.00	6,638.00	5,640.09	997.91	5,009.91
3	50.00	50.00	- --	50.00	50.00
5	4,375.00	4,375.00	- --	4,375.00	4,375.00
Total	420,821.88	115,040.00	36,426.62	78,613.38	384,395.26
G.P.A. Home Relief					
1	478,650.00	120,000.00	30,029.09	89,970.91	448,620.91
2	198,600.00	50,000.00	581.90	49,418.10	198,018.10
3	1,716,000.00	384,000.00	106,416.59	277,583.41	1,609,583.41
Total	2,393,250.00	554,000.00	137,027.58	416,972.42	2,256,222.42
TOTAL - WELFARE ACTIVITIES	2,868,780.28	682,582.00	177,111.28	505,470.72	2,691,669.00
RECREATION					
Parks Administration					
0	21,278.40	4,911.00	1,300.35	3,610.65	19,978.05
1	1,570.00	1,470.00	1,304.50	165.50	365.50
2	100.00	100.00	1.90	98.10	98.10
Total	23,048.40	6,481.00	2,606.75	3,874.25	20,441.65

CITY OF PROVIDENCE
GENERAL FUND
STATEMENT OF REVENUE APPROPRIATIONS
CONTINUED

Function, Department, Division or Activity		Appropriations Available for 1960-1961	Allotments 3 months ending Dec. 31, 1960	Expenditures 1 month ended Oct. 31, 1960	Unencumbered Balance of Allotments at Oct. 31, 1960 (Col 2 - Col 3)	Unencumbered Balance of Appropriations at Oct. 31, 1960 (Col 1 - Col 3)
RECREATION (Continued)						
General Parks						
	0	96,544.00	22,512.00	5,893.82	16,618.18	90,650.18
	1	10,215.00	9,700.00	1,700.00	8,000.00	8,515.00
	2	6,050.00	2,000.00	1,944.71	55.29	4,105.29
	5	6,350.00	6,350.00	- --	6,350.00	6,350.00
Total		119,159.00	40,562.00	9,538.53	31,023.47	109,620.47
Roger Williams Park						
	0	213,084.63	49,176.00	13,826.35	35,349.65	199,258.28
	1	24,508.00	15,508.00	3,100.00	12,408.00	21,408.00
	2	34,675.00	11,500.00	11,119.09	380.91	23,555.91
	5	7,340.00	7,340.00	824.00	6,516.00	6,516.00
Total		279,607.63	83,524.00	28,869.44	54,654.56	250,738.19
Municipal Golf Course						
	0	56,824.85	13,116.00	4,203.85	8,912.15	52,621.00
	1	3,205.00	2,150.00	1,778.55	371.45	1,426.45
	2	7,050.00	3,000.00	1,381.14	1,618.86	5,668.86
	5	3,400.00	3,400.00	- --	3,400.00	3,400.00
Total		70,479.85	21,666.00	7,363.54	14,302.46	63,116.31

CITY OF PROVIDENCE
GENERAL FUND
STATEMENT OF REVENUE APPROPRIATIONS
CONTINUED

Function, Department, Division or Activity		Appropriations Available for 1960-1961	Allotments 3 months ending Dec. 31, 1960	Expenditures 1 month ended Oct. 31, 1960	Unencumbered Balance of Allotments at Oct. 31, 1960 (Col 2 - Col 3)	Unencumbered Balance of Appropriations at Oct. 31, 1960 (Col 1 - Col 3)
RECREATION (Continued)						
Roger Williams Museum		0	20,792.20	696.15	3,239.85	20,096.05
		1	3,320.00	1,474.50	725.50	1,845.50
		2	1,815.00	1,352.32	197.68	462.68
		3	50.00	- --	- --	50.00
		5	150.00	- --	150.00	150.00
Total			26,127.20	3,522.97	4,313.03	22,604.23
Department of Recreation		0	314,694.44	14,732.26	46,267.74	299,962.18
		1	27,590.00	21,083.92	1,416.08	6,506.08
		2	53,950.00	23,498.53	1.47	30,451.47
		5	15,500.00	793.95	14,706.05	14,706.05
		7	35,000.00	- --	35,000.00	35,000.00
Total			446,734.44	60,108.66	97,391.34	386,625.78
Junior Police Camp - Point Judith, Rhode Island		3	20,000.00	- --	20,000.00	20,000.00
TOTAL - RECREATION			985,156.52	112,009.89	225,559.11	873,146.63

CITY OF PROVIDENCE
GENERAL FUND
STATEMENT OF REVENUE APPROPRIATIONS
CONTINUED

Function, Department, Division or Activity	Appropriations Available for 1960-1961	Allotments 3 months ending Dec. 31, 1960	Expenditures 1 month ended Oct. 31, 1960	Unencumbered Balance of Allotments at Oct. 31, 1960 (Col 2 - Col 3)	Unencumbered Balance of Appropriations at Oct. 31, 1960 (Col 1 - Col 3)
EDUCATION					
School Department	11,755,685.00	4,275,000.00	- --	4,275,000.00	11,755,685.00
Public School Estates Revolving Fund	25,000.00	25,000.00	25,000.00	- --	- --
TOTAL - EDUCATION	11,780,685.00	4,300,000.00	25,000.00	4,275,000.00	11,755,685.00
GRANTS TO OUTSIDE AGENCIES AND INSTITUTIONS					
Grants to:					
Provide Animal Rescue League	500.00	500.00	500.00	- --	- --
Rhode Island Hospital	60,000.00	15,000.00	2,467.80	12,532.20	57,532.20
Rhode Island Hospital - Ambulance Service	22,000.00	5,500.00	5,500.00	- --	16,500.00
Provide Lying-In Hospital	25,000.00	6,250.00	6,250.00	- --	18,750.00
St. Joseph's Hospital	15,000.00	3,750.00	3,750.00	- --	11,250.00
Roger Williams General	15,000.00	3,750.00	3,750.00	- --	11,250.00
Miriam Hospital	12,500.00	3,125.00	3,125.00	- --	9,375.00
Provide District Nursing Association	50,000.00	12,500.00	12,500.00	- --	37,500.00
St. Vincent DePaul Infant Asylum	2,000.00	500.00	500.00	- --	1,500.00
Jewish Orphanage of Rhode Island	1,000.00	250.00	250.00	- --	750.00
Soldiers' Burials	1,250.00	312.50	51.00	261.50	1,199.00
Provide Public Library	330,000.00	82,500.00	82,500.00	- --	247,500.00
Elmwood Public Library	14,000.00	3,500.00	3,500.00	- --	10,500.00
Rhode Island Historical Society	2,000.00	2,000.00	2,000.00	- --	- --
TOTAL - GRANTS TO OUTSIDE AGENCIES AND INSTITUTIONS	550,250.00	139,437.50	126,643.80	12,793.70	423,606.20

CITY OF PROVIDENCE
GENERAL FUND
STATEMENT OF REVENUE APPROPRIATIONS
CONTINUED

Function, Department, Division or Activity	Appropriations Available for 1960-1961	Allotments 3 months ending Dec. 31, 1960	Expenditures 1 month ended Oct. 31, 1960	Unencumbered Balance of Allotments at Oct. 31, 1960 (Col 2 - Col 3)	Unencumbered Balance of Appropriations at Oct. 31, 1960 (Col 1 - Col 3)
PENSIONS					
Contributions to Employee's Retirement System	1,324,383.00	1,324,383.00	160,000.00	1,164,383.00	1,164,383.00
Federal Old Age Survival Insurance	242,000.00	60,500.00	- --	60,500.00	242,000.00
Cost of Living Grants to Retired Employees	35,000.00	8,750.00	2,043.57	6,706.43	32,956.43
Payments of Police Pensions	220,000.00	55,000.00	16,477.86	38,522.14	203,522.14
Payments of Fire Pensions	180,000.00	45,000.00	14,321.87	30,678.13	165,678.13
Relief Fund for Firemen and Policemen	6,267.92	1,566.98	522.30	1,044.68	5,745.62
TOTAL - PENSIONS	2,007,650.92	1,495,199.98	193,365.60	1,301,834.38	1,814,285.32
DEBT SERVICE					
Retirement of Serial Bonds	2,729,721.58	674,000.00	- --	674,000.00	2,729,721.58
Retirement of Floating Debt	273,332.00	273,332.00	273,332.00	- --	- --
Interest on Bonded Debt	1,154,624.75	642,697.98	185,897.50	456,800.48	968,727.25
Interest on Floating Debt	75,845.22	37,922.61	2,889.75	35,032.86	72,955.47
TOTAL - DEBT SERVICE	4,233,523.55	1,627,952.59	462,119.25	1,165,833.34	3,771,404.30
MISCELLANEOUS ACTIVITIES					
Board of Review-Zoning Board of Review	0	5,431.00	1,319.17	4,111.83	20,558.23
	1	1,000.00	19.12	230.88	980.88
	2	200.00	16.02	63.98	183.98
Total		5,761.00	1,354.31	4,406.69	21,723.09

CITY OF PROVIDENCE
GENERAL FUND
STATEMENT OF REVENUE APPROPRIATIONS
CONTINUED

Function, Department, Division or Activity		Appropriations Available for 1960-1961	Allotments 3 months ending Dec. 31, 1960	Expenditures 1 month ended Oct. 31, 1960	Unencumbered Balance of Allotments at Oct. 31, 1960 (Col 2 - Col 3)	Unencumbered Balance of Appropriations at Oct. 31, 1960 (Col 1 - Col 3)
MISCELLANEOUS ACTIVITIES (Continued)						
Board of Review-Building Ordinance		0 7,439.60	1,860.00	570.22	1,289.78	6,869.38
		1 241.00	60.00	6.00	54.00	235.00
		2 100.00	40.00	10.68	29.32	89.32
Total		7,780.60	1,960.00	586.90	1,373.10	7,193.70
City Plan Commission		0 107,975.20	24,990.00	5,917.08	19,072.92	102,058.12
		1 4,575.00	1,343.00	629.10	713.90	3,945.90
		2 1,050.00	462.00	31.02	430.98	1,018.98
		5 945.00	945.00	785.71	159.29	159.29
Total		114,545.20	27,740.00	7,362.91	20,377.09	107,182.29
Providence Redevelopment Agency		0 25,000.00	9,250.00	1,556.49	7,693.51	23,443.51
		1 10,300.00	4,500.00	327.00	4,173.00	9,973.00
		2 500.00	200.00	- -	200.00	500.00
		5 450.00	450.00	- -	450.00	450.00
Total		36,250.00	14,400.00	1,883.49	12,516.51	34,366.51
Bureau of Licenses		0 34,087.30	7,872.00	1,966.05	5,905.95	32,121.25
		1 2,002.00	1,170.00	274.50	895.50	1,727.50
		2 1,275.00	750.00	250.75	499.25	1,024.25
Total		37,364.30	9,792.00	2,491.30	7,300.70	34,873.00

CITY OF PROVIDENCE
GENERAL FUND
STATEMENT OF REVENUE APPROPRIATIONS
CONTINUED

Function, Department, Division or Activity	Appropriations Available for 1960-1961	Allotments 3 months ending Dec. 31, 1960	Expenditures 1 month ended Oct. 31, 1960	Unencumbered Balance of Allotments at Oct. 31, 1960 (Col 2 - Col 3)	Unencumbered Balance of Appropriations at Oct. 31, 1960 (Col 1 - Col 3)
MISCELLANEOUS ACTIVITIES (Continued)					
Minimum Housing Standards Div.					
0	61,191.00	14,219.00	3,487.25	10,731.75	57,703.75
1	9,010.00	5,900.00	5,530.53	369.47	3,479.47
2	750.00	300.00	14.59	285.41	735.41
5	1,315.00	1,315.00	1,269.02	45.98	45.98
Total	72,266.00	21,734.00	10,301.39	11,432.61	61,964.61
Contingencies					
0	8,000.00	2,000.00	- - -	2,000.00	8,000.00
1	25,000.00	6,250.00	96.00	6,154.00	24,904.00
2	10,000.00	2,500.00	- - -	2,500.00	10,000.00
3	45,000.00	11,250.00	- - -	11,250.00	45,000.00
5	2,000.00	500.00	- - -	500.00	2,000.00
Total	90,000.00	22,500.00	96.00	22,404.00	89,904.00
Automobile Accident Insurance Fund	2,000.00	2,000.00	- - -	2,000.00	2,000.00
Grants to unmarried Police & Fire Wid.	95,000.00	23,750.00	6,994.11	16,755.89	88,005.89
Blue Cross-Physicians Service	158,680.00	39,670.00	- - -	39,670.00	158,680.00
Real Property Revaluation Survey	18,000.00	18,000.00	- - -	18,000.00	18,000.00
Dutch Elm Disease Control	10,000.00	10,000.00	- - -	10,000.00	10,000.00
Armed Forces Book Pool	500.00	- - -	- - -	- - -	500.00
North Burial Ground	24,000.00	9,000.00	- - -	9,000.00	24,000.00
Dr. C. V. Chapin Memorial Award Committee	500.00	- - -	- - -	- - -	500.00
Mayor's Traffic Safety Committee	2,800.00	2,800.00	- - -	2,800.00	2,800.00
For Payment of School Debt	63,375.00	63,375.00	- - -	63,375.00	63,375.00
Providence Beautification Plan	2,000.00	2,000.00	- - -	2,000.00	2,000.00
Fire Insurance Fund	10,000.00	10,000.00	- - -	10,000.00	10,000.00

CITY OF PROVIDENCE
GENERAL FUND
STATEMENT OF REVENUE APPROPRIATIONS
CONTINUED

Function, Department, Division or Activity	Appropriations Available for 1960-1961	Allotments 3 months ending Dec. 31, 1960	Expenditures 1 month ended Oct. 31, 1960	Unencumbered Balance of Allotments at Oct. 31, 1960 (Col 2 - Col 3)	Unencumbered Balance of Appropriations at Oct. 31, 1960 (Col 1 - Col 3)
MISCELLANEOUS ACTIVITIES (Continued)					
Providence Civilian Defense Council	0 22,685.00	5,244.00	979.65	4,264.35	21,705.35
	1 5,250.00	4,025.00	2,871.00	1,154.00	2,379.00
	2 1,975.00	1,275.00	1,028.52	246.48	946.48
	5 50.00	50.00	-	50.00	50.00
Total	29,960.00	10,594.00	4,879.17	5,714.83	25,080.83
TOTAL - MISCELLANEOUS ACTIVITIES	798,098.50	295,076.00	35,949.58	259,126.42	762,148.92
PUBLIC CELEBRATIONS					
Memorial Day:					
United Spanish War Veterans	900.00	-	-	-	900.00
Veterans of Foreign Wars	400.00	-	-	-	400.00
Disabled American Veterans World War I	250.00	-	-	-	250.00
American Legion	400.00	-	-	-	400.00
R. I. Post Jewish War Veterans	250.00	-	-	-	250.00
Fourth of July	2,500.00	-	-	-	2,500.00
Labor Day	600.00	-	-	-	600.00
Columbus Day	1,000.00	1,000.00	965.11	34.89	34.89
Armistice Day-American Legion	150.00	150.00	-	150.00	150.00
Armistice Day	1,000.00	1,000.00	-	1,000.00	1,000.00
Municipal Christmas Observance	6,000.00	6,000.00	-	6,000.00	6,000.00
Christmas Display at Roger Williams Park	2,000.00	2,000.00	-	2,000.00	2,000.00
U. S. S. Maine Anniversary	100.00	-	-	-	100.00
Decorating Public Buildings	1,000.00	250.00	165.00	85.00	835.00
V. J. Day	1,000.00	-	-	-	1,000.00
TOTAL - PUBLIC CELEBRATIONS	17,550.00	10,400.00	1,130.11	9,269.89	16,419.89
TOTAL - EXCLUSIVE OF WATER	37,998,834.16	13,537,014.32	3,015,167.68	10,521,846.64	34,983,666.48

CITY OF PROVIDENCE
GENERAL FUND
STATEMENT OF REVENUE APPROPRIATIONS
CONTINUED

Function, Department, Division or Activity		Appropriations Available for 1960-1961	Allotments 3 months ending Dec. 31, 1960	Expenditures 1 month ended Oct. 31, 1960	Unencumbered Balance of Allotments at Oct. 31, 1960 (Col 2 - Col 3)	Unencumbered Balance of Appropriations at Oct. 31, 1960 (Col 1 - Col 3)
WATER FUND						
Administration	0	194,092.20	48,523.05	7,128.21	41,394.84	186,963.99
	1	20,560.00	8,215.00	4,549.88	3,665.12	16,010.12
	2	4,932.00	1,458.00	583.73	874.27	4,348.27
	3	1,550.00	425.00	- --	425.00	1,550.00
	5	4,200.00	4,200.00	- --	4,200.00	4,200.00
Total		225,334.20	62,821.05	12,261.82	50,559.23	213,072.38
Source of Supply						
	0	195,725.40	48,931.35	9,468.49	39,462.86	186,256.91
	1	29,930.00	8,682.50	2,077.62	6,604.88	27,852.38
	2	111,700.00	32,800.00	4,331.91	28,468.09	107,368.09
	3	1,670.00	509.00	55.90	453.10	1,614.10
	5	33,850.00	33,850.00	663.00	33,187.00	33,187.00
Total		372,875.40	124,772.85	16,596.92	108,175.93	356,278.48
Transmission and Distribution						
	0	370,682.00	92,670.50	20,408.34	72,262.16	350,273.66
	1	54,533.00	35,759.00	29,925.61	5,833.39	24,607.39
	2	138,775.00	115,000.00	34,925.51	80,074.49	103,849.49
	3	3,750.00	1,000.00	- --	1,000.00	3,750.00
	5	24,400.00	24,400.00	- --	24,400.00	24,400.00
	7	200,000.00	200,000.00	11,940.26	188,059.74	188,059.74
	Total	792,140.00	468,829.50	97,199.72	371,629.78	694,940.28

CITY OF PROVIDENCE
GENERAL FUND
STATEMENT OF REVENUE APPROPRIATIONS
CONTINUED

Function, Department, Division or Activity	Appropriations Available for 1960-1961	Allotments 3 months ending Dec. 31, 1960	Expenditures 1 month ended Oct. 31, 1960	Unencumbered Balance of Allotments at Oct. 31, 1960 (Col 2 - Col 3)	Unencumbered Balance of Appropriations at Oct. 31, 1960 (Col 1 - Col 3)
WATER FUND (Continued)					
Meter Division					
0	186,084.60	46,521.15	10,218.56	36,302.59	175,866.04
1	35,550.00	11,739.00	4,941.55	6,797.45	30,608.45
2	17,325.00	5,082.00	480.79	4,601.21	16,844.21
3	2,450.00	950.00	- --	950.00	2,450.00
5	1,200.00	1,200.00	- --	1,200.00	1,200.00
Total	242,609.60	65,492.15	15,640.90	49,851.25	226,968.70
Taxes	3	335,700.00	335,700.00	318,945.00	318,945.00
Contributions to Employees' Retirement System	3	67,642.00	- --	67,642.00	67,642.00
Water - Federal Old Age	3	20,000.00	- --	5,000.00	20,000.00
Interest on Funded Debt	3	570,000.00	70,000.00	500,000.00	500,000.00
Payment to Sinking Fund	8	244,498.80	- --	- --	244,498.80
TOTAL - WATER FUND	2,870,800.00	1,700,257.55	228,454.36	1,471,803.19	2,642,345.64
TOTAL - INCLUDING WATER	40,869,634.16	15,237,271.87	3,243,622.04	11,993,649.83	37,626,012.12

CITY OF PROVIDENCE

SCHOOL FUND

STATEMENT OF REVENUE RECEIPTS ESTIMATED AND ACTUAL

FOR THE FIRST MONTH ENDED OCTOBER 31, 1960

COMPARED WITH ACTUAL RECEIPTS FOR THE SAME PERIOD LAST YEAR

Actual Receipts to October 31, 1959	Total Estimated for Year	Total Oct. 1, 1960 to Oct. 31, 1960 Estimated Receipts	Actual Receipts	Uncollected Bal. of Total Est. for Year
Business & Non-Business Licenses:				
- - -	6,000.00	- - -	- - -	6,000.00
Dog Licenses				
Grants-In-Aid:				
413,623.00	2,634,000.00	1,290,272.50	1,290,272.50	1,343,727.50
13,617.50	358,755.00	16,502.73	11,503.75	347,251.25
427,240.50	2,998,755.00	1,306,775.23	1,301,776.25	1,696,978.75
TOTAL				

CITY OF PROVIDENCE
SCHOOL FUND
STATEMENT OF REVENUE APPROPRIATIONS
FOR ONE MONTH ENDED OCTOBER 31, 1960

<u>Function, Department, Division or Activity</u>	<u>Adjusted Appropriations Available for 1960-1961</u>	<u>Adjusted Allotments 3 months ending Dec. 31, 1960</u>	<u>Expenditures 1 month ended Oct. 31, 1960</u>	<u>Unencumbered Balance of Allotments at Oct. 31, 1960 (Col 2 - Col 3)</u>	<u>Unencumbered Balance of Appropriations at Oct. 31, 1960 (Col 1 - Col 3)</u>
Public Schools	8,894,183.00	4,412,253.00	219,939.79	4,192,313.21	8,674,243.21