

# City of Providence

STATE OF RHODE ISLAND AND PROVIDENCE PLANTATIONS

## CHAPTER 2007-44

### No. 423 AN ORDINANCE

IN AMENDMENT OF CHAPTER 2006-36, NO. 329, APPROVED JULY 14, 2006, OF THE ORDINANCES OF THE CITY OF PROVIDENCE MAKING AN APPROPRIATION OF SIX HUNDRED SIXTEEN MILLION, SEVEN HUNDRED FORTY TWO THOUSAND, FIVE HUNDRED TWENTY SEVEN DOLLARS (\$616,742,527) FOR THE FISCAL YEAR ENDING JUNE 30, 2008, AS AMENDED.

*Approved JULY 31, 2007*

***Be it ordained by the City of Providence:***

WHEREAS, the receipts for the fiscal year ending June 30, 2008, have been estimated to amount to SIX HUNDRED SIXTEEN MILLION, SEVEN HUNDRED FORTY TWO THOUSAND, FIVE HUNDRED TWENTY SEVEN DOLLARS (\$616,742,527) made up as follows:

Property and Excise Taxes	\$261,593,233
State Shared Taxes	\$5,739,147
Business & Non-Business Licenses	\$6,484,250
Fines, Forfeits & Escheats	\$6,600,000
School Department:	
Tuition & Other School Revenue	\$2,440,000
State Aid to Education	\$189,550,228
State of RI Reimbursement Auto Tax	\$24,108,336
State of R.I. School Debt Construction	\$16,500,000
State of R.I. General Revenue Sharing	\$15,536,990
State of R.I. Medicaid Reimbursement	\$4,750,000
State of R.I. Distressed Cities	\$5,398,068
State of R.I. Hurricane Reimbursement	\$0
General Public Assistance - R.I.	\$0
Payment in Lieu of Taxes - R.I.	\$20,124,158
Donations	\$5,000
Rents & Interest	\$9,475,000
General Departments	\$30,571,416
Colleges & Universities	\$1,836,701
Transfer from Expendable Trust Fund	\$6,600,000
Transfer from Special Revenues	\$1,800,000
Payment from Manchester Power Station	\$6,600,000
Transfer from NBG	\$530,000
Transfer from Revolving Fund	\$500,000
<b>TOTAL RECEIPTS</b>	<b>\$616,742,527</b>

No.

CHAPTER

AN ORDINANCE

IN CITY COUNCIL  
MAY 1 2007  
FIRST READING  
REFERRED TO COMMITTEE ON  
FINANCE  
Am M. Stet CLERK

THE COMMITTEE ON  
Science  
Recommends Be Continued  
Am M. Stet  
CLERK  
5-10-07 6-20-07  
5-17-07 6-21-07  
5-31-07 7-5-07  
6-6-07 7-18-07  
6-7-07  
6-14-07

THE COMMITTEE ON  
FINANCE  
Approves Passage of  
The Within Ordinance  
Am M. Stet  
Clerk  
7-18-07

**NOW, THEREFORE, BE IT ORDAINED BY THE CITY OF PROVIDENCE:**

**Section 1.** To defray the expenses of the City of Providence for the fiscal year ending June 30, 2008, the sums of money or so much thereof, as are authorized by law, indicated in the accompanying schedule, are hereby appropriated for the objects and purposes, and in amounts expressed therein provided that payments there under shall be subject to the provisions of the Home Rule Charter of 1980, validated by the General Assembly of the State of Rhode Island at its January Session, A.D., 1981, and approved November 4, 1980, and subject to the provisions of the City Ordinances relative to the expenditures of money from the City Treasury. Fiscal Assistance to State and Local Governments rules and regulations shall govern the portion of this Budget so designated.

**Section 2.** The payments to the School Fund of the following estimated receipts included in the appropriation of \$314,304,132 for the support of Public Schools for the City of Providence fiscal period 2007-2008, will be increased or decreased to conform with the actual amounts received from such sources during the City of Providence fiscal year 2007-2008.

Grants-in Aid (RI & Federal)

Indirect Cost Reimbursement	\$1,250,000
Federal through RI (Medicaid)	\$4,750,000
State Aid to Education	\$189,550,228
General Departments – Tuitions, etc.	\$1,190,000
City Appropriation	\$117,563,904

**Section 3.** Any transfer to the General Fund from Expendable Trust Funds shall be restricted to and deemed to be utilized for the reduction of debt obligations of the City of Providence, as provided for in Section 808 of the Home Rule Charter.

**Section 4.** The provisions included in this ordinance supersede any prior ordinances or any provisions thereof.

**Section 5.** Notwithstanding the provisions of Section 17-185 and Section 17-186 of the Code of Ordinances, the amount of \$43,245,953 is hereby appropriated to the Pension Accumulation Fund, reflecting a 30-year amortization of the pension liability.

**Section 6.** No payments can be made from the general fund to employees that were originally hired under non-local source funds without prior approval from the City Council through an Ordinance.

**Section 7.** There shall be a Consolidation and Savings Task Force established for the purpose of reviewing the functions of certain departments, boards and commissions to identify possible financial savings attained through consolidation of efforts, efficiencies in operations, and alterations to service contracts. The Task Force shall be comprised of six (6) members; three (3) appointed by the Mayor, and three (3) appointed by the City Council as follows, Chairperson of the Committee on Finance, Chairperson of the Committee on Ordinances, and a third member to be appointed by the President of the City Council. The review conducted by the Task Force shall be completed not later than ninety (90) days prior to the start of Fiscal Year 2009.

**Section 8.** There shall be a Capital Improvement Budget established for the purpose of creating and maintaining a continuing source of funds for the improvement of roads, sidewalks, and other infrastructure. The principles to guide the expenditure of these funds shall be established by the Director of the Department of Public Works, and submitted to the Providence City Council for approval. There shall be an allocation in the amount of \$1 million to the Capital Improvement Budget line item for Fiscal Year 2008.

**Section 9.** Effective immediately all part-time positions appointed or elected for a specified term by the Mayor or City Council shall no longer accrue longevity, sick and vacation time. These positions include the following: Municipal Court Judges, Housing Court Judges, Probate Court Judge, Clerk of Probate Court, City Treasurer, members of the Board of Licenses, and members of the Board of Canvassers.

**Section 10.** This ordinance shall take effect upon passage.

**PROPOSED  
2007-2008**

**MAYOR'S OFFICE**

SALARIES	\$1,853,480
SERVICES	\$76,000
SUPPLIES	\$12,000
OTHER	\$10,000

**TOTAL: \$1,951,480**

**CITY COUNCIL**

SALARIES	\$287,730
SERVICES	\$455,275
SUPPLIES	\$35,000
OTHER	\$40,000

**TOTAL: \$818,005**

**CITY CLERK**

SALARIES	\$559,326
SERVICES	\$60,000
SUPPLIES	\$5,400

**TOTAL: \$624,726**

**CITY SERGEANT**

SALARIES	\$34,093
SERVICES	\$600

**TOTAL: \$34,693**

**LAW DEPARTMENT**

SALARIES	\$1,409,004
SERVICES	\$676,250
SUPPLIES	\$5,000
OTHER	\$600,000
CAPITAL	\$20,000
<b>TOTAL:</b>	<b>\$2,710,254</b>

**MUNICIPAL COURT**

SALARIES	\$580,015
SERVICES	\$21,600
SUPPLIES	\$2,600
OTHER	\$2,000
<b>TOTAL:</b>	<b>\$606,215</b>

**PROBATE COURT**

SALARIES	\$220,402
SERVICES	\$23,924
SUPPLIES	\$1,000
CAPITAL	\$1,548
<b>TOTAL:</b>	<b>\$246,874</b>

**CONTINGENCIES**

SERVICES	\$110,000
<b>TOTAL:</b>	<b>\$110,000</b>

**HOUSING COURT**

SALARIES	\$249,211
SERVICES	\$2,700
SUPPLIES	\$1,350
OTHER	\$250
CAPITAL	\$0
<b>TOTAL:</b>	<b>\$253,511</b>

**CITY COUNCIL - CONTINGENCY**

OTHER	\$75,707
-------	----------

<b>TOTAL:</b>	<b>\$75,707</b>
---------------	-----------------

<b>TOTAL EXECUTIVE/LEGISLATIVE/ JUDICIAL</b>	<b>\$7,431,465</b>
--	--------------------

**FINANCE**

SALARIES	\$389,361
----------	-----------

SERVICES	\$13,650
----------	----------

SUPPLIES	\$1,500
----------	---------

<b>TOTAL:</b>	<b>\$404,511</b>
---------------	------------------

**CITY CONTROLLER**

SALARIES	\$955,010
----------	-----------

SERVICES	\$17,725
----------	----------

SUPPLIES	\$10,000
----------	----------

CAPITAL	\$0
---------	-----

<b>TOTAL:</b>	<b>\$982,735</b>
---------------	------------------

**RETIREMENT**

SALARIES	\$309,679
----------	-----------

SERVICES	\$12,680
----------	----------

SUPPLIES	\$5,000
----------	---------

CAPITAL	\$0
---------	-----

<b>TOTAL:</b>	<b>\$327,359</b>
---------------	------------------

**INFORMATION TECHNOLOGY (DATA PROCESSING)**

SALARIES	\$490,477
----------	-----------

SERVICES	\$1,882,637
----------	-------------

SUPPLIES	\$140,000
----------	-----------

CAPITAL	\$0
---------	-----

<b>TOTAL:</b>	<b>\$2,513,114</b>
---------------	--------------------

**CITY COLLECTOR**

SALARIES	\$644,608
SERVICES	\$1,153,180
SUPPLIES	\$5,000
OTHER	\$2,000
CAPITAL	\$500
<b>TOTAL:</b>	<b>\$1,805,288</b>

**CITY ASSESSOR**

SALARIES	\$808,479
SERVICES	\$341,595
SUPPLIES	\$2,250
CAPITAL	\$1,000
<b>TOTAL:</b>	<b>\$1,153,324</b>

**BOARD OF TAX ASSESSMENT REVIEW**

<b>TOTAL:</b>	<b>\$16,000</b>
---------------	-----------------

**TREASURY**

SALARIES	\$207,030
SERVICES	\$35,250
SUPPLIES	\$3,000
OTHER	\$35,000
<b>TOTAL:</b>	<b>\$280,280</b>

**APPROPRIATION RESERVE**

<b>TOTAL:</b>	<b>\$0</b>
---------------	------------

**HUMAN RESOURCES (PERSONNEL)**

SALARIES	\$683,375
SERVICES	\$94,040
SUPPLIES	\$4,000
OTHER	\$35,000
CAPITAL	\$450
<b>TOTAL:</b>	<b>\$816,865</b>

**HEAT, LIGHT & POWER**

SERVICES	\$5,864,000
<b>TOTAL:</b>	<b>\$5,864,000</b>

**RETIREMENT CONTRIBUTION**

OTHER	\$43,245,953
<b>TOTAL:</b>	<b>\$43,245,953</b>

**ELECTED OFFICIALS**

OTHER	\$125,000
<b>TOTAL:</b>	<b>\$125,000</b>

**UNION LEGAL FEES**

OTHER	\$166,000
<b>TOTAL:</b>	<b>\$166,000</b>

**LABORERS PENSION FUND**

OTHER	\$1,325,000
<b>TOTAL:</b>	<b>\$1,325,000</b>

**HEALTH SERVICES**

SERVICES	\$1,853,000
OTHER	\$200,000
<b>TOTAL:</b>	<b>\$2,053,000</b>

**RETIREMENT OF SERIAL BONDS**

OTHER	\$31,714,681
<b>TOTAL:</b>	<b>\$31,714,681</b>

**INTEREST ON DEBT**

OTHER	\$16,576,267
<b>TOTAL:</b>	<b>\$16,576,267</b>



**FICA**

OTHER \$4,100,000

**TOTAL: \$4,100,000**

**MEDICAL INSURANCE**

OTHER \$44,578,119

POST RETIREMENT BENEFITS \$0

**TOTAL: \$44,578,119**

**WORKERS' COMPENSATION**

SERVICES \$460,000

OTHER \$1,232,000

**TOTAL: \$1,692,000**

**UNEMPLOYMENT COMPENSATION**

OTHER \$160,000

**TOTAL: \$160,000**

**RESERVE FOR TAX ABATEMENTS**

OTHER \$350,000

**TOTAL: \$350,000**

**TOTAL FINANCE ADMINISTRATION \$160,249,496**

**COMMISSIONER OF PUBLIC SAFETY**

SALARIES \$373,875

SERVICES \$3,810

SUPPLIES \$900

OTHER \$6,800

**TOTAL: \$385,385**

**POLICE DEPARTMENT**

SALARIES	\$39,840,493
SERVICES	\$2,374,195
SUPPLIES	\$1,161,093
CAPITAL	\$9,000
<b>TOTAL:</b>	<b>\$43,384,781</b>

**FIRE DEPARTMENT**

SALARIES	\$38,698,268
SERVICES	\$677,620
SUPPLIES	\$934,226
CAPITAL	\$0
<b>TOTAL:</b>	<b>\$40,310,114</b>

**DEPARTMENT OF COMMUNICATIONS**

SALARIES	\$4,910,753
SERVICES	\$1,109,015
SUPPLIES	\$106,200
CAPITAL	\$0
<b>TOTAL:</b>	<b>\$6,125,968</b>

**TOTAL PUBLIC SAFETY** **\$90,206,248**

**INSPECTION & STANDARDS - ADMINISTRATION**

SALARIES	\$624,370
SERVICES	\$503,460
SUPPLIES	\$5,000
CAPITAL	\$0
<b>TOTAL:</b>	<b>\$1,132,830</b>

**INSPECTION & STANDARDS - STRUCTURES & ZONING**

SALARIES	\$645,860
SERVICES	\$0
<b>TOTAL:</b>	<b>\$645,860</b>

**INSPECTION & STANDARDS - PLUMBING, DRAINAGE & GAS**

SALARIES	\$159,156
<b>TOTAL:</b>	<b>\$159,156</b>

**INSPECTION & STANDARDS - ELECTRICAL INSTALLATION**

SALARIES	\$191,622
SERVICES	\$0
<b>TOTAL:</b>	<b>\$191,622</b>

**INSPECTION & STANDARDS - MECHANICAL EQUIPMENT**

SALARIES	\$158,972
<b>TOTAL:</b>	<b>\$158,972</b>

**ZONING BOARD OF REVIEW**

SALARIES	\$15,500
SERVICES	\$0
<b>TOTAL:</b>	<b>\$15,500</b>

**BUILDING BOARD OF REVIEW**

SALARIES	\$13,000
SERVICES	\$0
<b>TOTAL:</b>	<b>\$13,000</b>

**INSPECTION & STANDARDS - CODE ENFORCEMENT**

SALARIES	\$379,533
SERVICES	\$0
<b>TOTAL:</b>	<b>\$379,533</b>

**INSPECTION & STANDARDS - PROSECUTION**

SALARIES	\$151,638
<b>TOTAL:</b>	<b>\$151,638</b>

**INSPECTION & STANDARDS - UTILITIES & STANDARDS**

SALARIES	\$0
<b>TOTAL:</b>	<b>\$0</b>

**TOTAL BUILDING INSPECTIONS \$2,848,111**

**PUBLIC WORKS - ADMINISTRATION**

SALARIES	\$383,251
SERVICES	\$30,000
SUPPLIES	\$5,000
CAPITAL	\$0
<b>TOTAL:</b>	<b>\$418,251</b>

**PUBLIC WORKS - ENGINEERING**

SALARIES	\$421,317
SERVICES	\$2,000
SUPPLIES	\$1,000
<b>TOTAL:</b>	<b>\$424,317</b>

**PUBLIC WORKS - ENVIRONMENTAL CONTROL**

SALARIES	\$569,972
SERVICES	\$8,105,310
SUPPLIES	\$40,000
<b>TOTAL:</b>	<b>\$8,715,282</b>

**PUBLIC WORKS - HIGHWAY & BRIDGE MAINTENANCE**

SALARIES	\$2,178,486
SERVICES	\$5,000
SUPPLIES	\$153,300
CAPITAL	\$1,100,000
<b>TOTAL:</b>	<b>\$3,436,786</b>

**PUBLIC WORKS - TRAFFIC ENGINEERING**

SALARIES	\$603,872
SERVICES	\$582,888
SUPPLIES	\$13,500
CAPITAL	\$0
<b>TOTAL:</b>	<b>\$1,200,260</b>

**PUBLIC WORKS - SNOW REMOVAL**

SALARIES	\$225,000
SERVICES	\$200,000
SUPPLIES	\$375,000
<b>TOTAL:</b>	<b>\$800,000</b>

**PUBLIC WORKS - SEWER CONSTRUCTION**

SALARIES	\$423,252
SERVICES	\$2,000
SUPPLIES	\$29,700
<b>TOTAL:</b>	<b>\$454,952</b>

**PUBLIC WORKS - GARAGE MAINTENANCE**

SALARIES	\$464,502
SERVICES	\$121,000
SUPPLIES	\$60,000
<b>TOTAL:</b>	<b>\$645,502</b>

<b>TOTAL PUBLIC WORKS</b>	<b>\$16,095,350</b>
---------------------------	---------------------

**RECREATION**

SALARIES	\$895,940
SERVICES	\$68,265
SUPPLIES	\$65,640
OTHER	\$57,600
<b>TOTAL:</b>	<b>\$1,087,445</b>

RECREATION - SEASONAL

SALARIES	\$688,610
<b>TOTAL:</b>	<b>\$688,610</b>
<b>TOTAL RECREATION</b>	<b>\$1,776,055</b>

PARKS - NEIGHBORHOOD PARKS SERVICES

SALARIES	\$2,138,317
SERVICES	\$259,750
SUPPLIES	\$130,050
OTHER	\$0
CAPITAL	\$0
<b>TOTAL:</b>	<b>\$2,528,117</b>

PARKS - FORESTRY

SALARIES	\$678,188
SERVICES	\$70,600
SUPPLIES	\$15,900
<b>TOTAL:</b>	<b>\$764,688</b>

PARKS - ZOOLOGICAL SERVICES

SALARIES	\$1,382,525
SERVICES	\$471,114
SUPPLIES	\$0
CAPITAL	\$0
<b>TOTAL:</b>	<b>\$1,853,639</b>

PARKS - ENVIRONMENTAL SERVICES

SALARIES	\$509,804
SERVICES	\$6,350
SUPPLIES	\$4,000
<b>TOTAL:</b>	<b>\$520,154</b>

**PARKS - PUBLIC PROGRAMMING**

SALARIES	\$1,302,962
SERVICES	\$33,550
SUPPLIES	\$11,200
CAPITAL	\$0
<b>TOTAL:</b>	<b>\$1,347,712</b>

**PARKS - SUPERINTENDENT**

SALARIES	\$679,607
SERVICES	\$281,235
SUPPLIES	\$30,300
OTHER	\$62,000
<b>TOTAL:</b>	<b>\$1,053,142</b>

**PARKS - NORTH BURIAL GROUND**

SALARIES	\$432,239
SERVICES	\$36,625
SUPPLIES	\$27,800
CAPITAL	\$3,500
<b>TOTAL:</b>	<b>\$500,164</b>

**TOTAL PARKS** **\$8,567,616**

**SCHOOL DEPARTMENT**

OTHER	\$314,304,132
<b>TOTAL:</b>	<b>\$314,304,132</b>

**RECORDER OF DEEDS**

SALARIES	\$274,876
SERVICES	\$127,388
SUPPLIES	\$5,000
<b>TOTAL:</b>	<b>\$407,264</b>

VITAL STATISTICS

SALARIES	\$203,065
SERVICES	\$11,250
SUPPLIES	\$2,000
TOTAL:	\$216,315

BOARD OF CANVASSERS

SALARIES	\$387,836
SERVICES	\$36,500
SUPPLIES	\$19,300
OTHER	\$12,000
TOTAL:	\$455,636

BOARD OF LICENSES

SALARIES	\$378,778
SERVICES	\$63,500
SUPPLIES	\$2,500
CAPITAL	\$0
TOTAL:	\$444,778

EMERGENCY MANAGEMENT/HOMELAND SECURITY

SALARIES	\$327,340
SERVICES	\$30,400
SUPPLIES	\$1,200
CAPITAL	\$1,000
TOTAL:	\$359,940

PLANNING AND DEVELOPMENT

SALARIES	\$1,645,612
SERVICES	\$306,078
SUPPLIES	\$17,500
CAPITAL	\$0
TOTAL:	\$1,969,190



CITY COUNCIL - ADMINISTRATION

SALARIES	\$561,047
SERVICES	\$72,310
SUPPLIES	\$1,250
TOTAL:	\$634,607

OFFICE OF THE INTERNAL AUDITOR

SALARIES	\$218,116
SERVICES	\$55,300
SUPPLIES	\$1,250
TOTAL:	\$274,666

ARCHIVES

SALARIES	\$162,698
SERVICES	\$29,250
SUPPLIES	\$5,700
CAPITAL	\$0
TOTAL:	\$197,648

HUMAN RELATIONS COMMISSION

SALARIES	\$115,552
SERVICES	\$11,500
SUPPLIES	\$1,500
TOTAL:	\$128,552

DEPARTMENT OF HUMAN SERVICES

SALARIES	\$164,005
SERVICES	\$14,400
SUPPLIES	\$2,500
CAPITAL	\$0
TOTAL:	\$180,905

**OFFICE OF ARTS, CULTURE & TOURISM**

SALARIES	\$102,653
SERVICES	\$96,400
SUPPLIES	\$3,000
OTHER	\$160,000
CAPITAL	\$0
<b>TOTAL:</b>	<b>\$362,053</b>

**P.E.R.A**

SALARIES	\$145,973
SERVICES	\$73,500
SUPPLIES	\$4,500
<b>TOTAL:</b>	<b>\$223,973</b>

**OFFICE OF PARKING ADMINISTRATION**

SALARIES	\$0
SERVICES	\$65,000
SUPPLIES	\$0
<b>TOTAL:</b>	<b>\$65,000</b>

**TOTAL OTHER DEPARTMENTS** **\$5,920,527**

**PROVIDENCE HOUSING AUTHORITY**

OTHER	\$50,000
<b>TOTAL:</b>	<b>\$50,000</b>

**UNITED STATES CONFERENCE OF MAYORS/LEAGUE OF CITIES & TOWNS**

SERVICES	\$12,000
<b>TOTAL:</b>	<b>\$12,000</b>

**TOTAL MISCELLANEOUS DEPARTMENT** **\$62,000**

COMMUNITY ACTIVITIES GRANTS

TOTAL:	\$0
--------	-----

PROVIDENCE PUBLIC LIBRARY

OTHER	\$3,000,000
-------	-------------

TOTAL:	\$3,000,000
--------	-------------

RHODE ISLAND HISTORICAL SOCIETY

OTHER	\$8,100
-------	---------

TOTAL:	\$8,100
--------	---------

MARY E. SHARPE TREE FUND

OTHER	\$27,000
-------	----------

TOTAL:	\$27,000
--------	----------

CAPITAL CENTER COMMISSION

OTHER	\$35,000
-------	----------

TOTAL:	\$35,000
--------	----------

PROVIDENCE PLAN COMMISSION

OTHER	\$120,000
-------	-----------

TOTAL:	\$120,000
--------	-----------

PROVIDENCE CENTER

OTHER	\$160,000
-------	-----------

TOTAL:	\$160,000
--------	-----------

TRANSFER TO CIVIC CENTER

OTHER	\$0
<b>TOTAL:</b>	<b>\$0</b>

COMMUNITY CENTERS

OTHER	\$350,000
<b>TOTAL:</b>	<b>\$350,000</b>

CROSSROADS  
(formerly Korean War Memorial)

OTHER	\$135,000
<b>TOTAL:</b>	<b>\$135,000</b>

P.A.S.A

OTHER	\$225,000
<b>TOTAL:</b>	<b>\$225,000</b>

INSTITUTE OF NON-VIOLENCE

OTHER	\$90,000
<b>TOTAL:</b>	<b>\$90,000</b>

PROCAP

OTHER	\$82,800
<b>TOTAL</b>	<b>\$82,800</b>

FIRST SOURCE

OTHER	\$180,000
<b>TOTAL:</b>	<b>\$180,000</b>

<b>TOTAL GRANTS</b>	<b>\$4,412,900</b>
---------------------	--------------------

**VETERANS OF FOREIGN WARS**

OTHER	\$450
<b>TOTAL:</b>	<b>\$450</b>

**DISABLED AMERICAN VETERANS**

OTHER	\$250
<b>TOTAL:</b>	<b>\$250</b>

**AMERICAN LEGION**

OTHER	\$250
<b>TOTAL:</b>	<b>\$250</b>

**JEWISH WAR VETERANS**

OTHER	\$250
<b>TOTAL:</b>	<b>\$250</b>

**FOURTH OF JULY**

OTHER	\$1,000
<b>TOTAL:</b>	<b>\$1,000</b>

**LABOR DAY**

OTHER	\$500
<b>TOTAL:</b>	<b>\$500</b>

**COLUMBUS DAY**

OTHER	\$500
<b>TOTAL:</b>	<b>\$500</b>

VETERANS' DAY

OTHER	\$1,000
TOTAL:	\$1,000

CHRISTMAS

OTHER	\$2,500
TOTAL:	\$2,500

ST. PATRICK'S DAY

OTHER	\$1,000
TOTAL:	\$1,000

ST. JOSEPH'S DAY

OTHER	\$1,000
TOTAL:	\$1,000

MARTIN LUTHER KING DAY

OTHER	\$1,000
TOTAL:	\$1,000

TOTAL CEREMONIES	\$9,700
------------------	---------

PUBLIC PROPERTY

SALARIES	\$1,234,579
SERVICES	\$1,915,987
SUPPLIES	\$1,695,950
CAPITAL	\$0
TOTAL:	\$4,846,516

**PURCHASING**

SALARIES	\$234,812
SERVICES	\$11,600
SUPPLIES	\$6,000

<b>TOTAL:</b>	<b>\$252,412</b>
---------------	------------------


<b>TOTAL PUBLIC PROPERTY</b>	<b>\$5,098,928</b>
------------------------------	--------------------

**SALARY BREAKAGE & UNION CONCESSIONS**


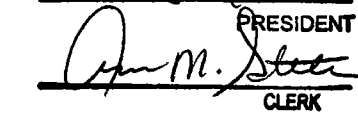
BREAKAGE & CONCESSIONS	(\$240,000)
<b>TOTAL:</b>	<b>(\$240,000)</b>

<b>GRAND TOTALS</b>	<b>\$616,742,527</b>
---------------------	----------------------


**IN CITY COUNCIL**  
**JUL 25 2007**  
**FIRST READING**  
**READ AND PASSED**

  
 CLERK

**IN CITY**  
**COUNCIL**  
**JUL 27 2007**  
**FINAL READING**  
**READ AND PASSED**

  
 PRESIDENT  
  
 CLERK

**APPROVED**

  
 MAYOR 7/31/07