


# Providence Fire Department

IN CITY COUNCIL


READ: JUL 4 1974

WHEREUPON IT IS ORDERED THAT  
THE SEED BE RECEIVED

*Richard G. Spill*  
CLERK



## Annual Report 1974



*Providence Fire Department*

*Headquarters*

*209 Fountain Street*

*Providence, Rhode Island 02903*

*Michael F. Moise*

CHIEF OF DEPARTMENT

November 28, 1975

Hon. Vincent A. Vespia  
City Clerk  
City of Providence  
Providence, R.I. 02903

Sir:

Submitted herewith is the Annual Report of the Providence Fire Department for the year ending December 31, 1974.

Respectfully submitted

Michael F. Moise  
Chief of Department



Vincent A. Cianci, Jr.  
Mayor of Providence



Chief Michael F . Moise

Chief of Department



*Providence Fire Department*

*Headquarters*

*209 Fountain Street*

*Providence, Rhode Island 02903*

*Michael F. Moise*

CHIEF OF DEPARTMENT

The Honorable Commissioner of Public Safety  
Mayor's Office  
Providence, Rhode Island

Dear Sir:

It is my privilege and pleasure to submit for your consideration and approval the Annual Report of the Providence Fire Department for the year ending December 31, 1974.

Despite the continued increase in the number of fires and losses in the United States in 1974, fires and losses in Providence continued to be less than the national average. In fact, the number of building fires in Providence in 1974 dropped some 22% over the previous year. This can be attributed to increased emphasis on fire prevention activities and a positive demolition program which involved excellent coordination and cooperation with other city departments.

The Providence Fire Department continued on the award winning plateau in 1974 having placed highest of all cities of its population class in the nation and fifth top honors of all cities of all classes for fire safety and year round fire prevention programs.

As Chief of Department my prime objectives have been directed toward professionalization of the fire protection service in Providence. Prime emphasis on fire prevention and continual day-to-day training on the part of each and every member of the department has lead to the maintenance of high standards of efficiency and effectiveness of operation thus ensuring the best possible fire service for the citizens of Providence.

For the first time in the history of the Providence fire department, federal monies were obtained and utilized. Federal Revenue Sharing Funds were utilized for the purchase of five (5) 1000 GPM pumpers, two (2) 100 ft. aerial ladder trucks and one (1) Rescue vehicle. Also, eight (8) fire stations were refurbished and a new fire training facility has been allocated. Through the Highway Safety Act, a new

sophisticated extricating tool known as the "Jaws of Life" and four (4) new portable radios were purchased for our rescue units. With the passing of the Federal Fire Prevention and Control Act of 1974, I look forward to future additional federal funds to further upgrade the fire service for Providence.

During the year a restructuring of the department took place. We have attempted to eliminate duplication of effort and to create a positive continuity of command and responsibility. This has been accomplished through the elimination of several positions and the creation of a small number of others. Particular emphasis was placed within the Fire Prevention Bureau considering fire prevention education, inspections and the new fire safety code.


This department shall continue to maintain the high standards of efficiency and effective operation to minimize loss of life and property damage by reason of fire.

I wish to take this opportunity to extend my deep and sincere appreciation to all citizens and groups who through 1974, have assisted and supported the work of the fire department.

To you Commissioner and the honorable members of the City Government my sincere thanks for the support and cooperation you have shown in providing us with the modern tools of firefighting required to effectively fight fire.

I also commend the officers and men of the Providence Fire Department for the loyal and dedicated service to the City of Providence.

Respectfully submitted,

  
Michael F. Moise  
Chief of Department

## DEPARTMENT OFFICERS

Michael F. Moise, Chief of Department  
Richard Rebello, Assistant Chief of Department

## DEPUTY ASSISTANT CHIEFS

Clarence B. McCormick                      Austin V. Nagle  
Richard H. Lyons                          Robert V. Weakley

## BATTALION CHIEFS

Robert A. Sullivan                      Ettore Patrone  
James C. Sylvia                          Alfred F. Leach  
John F. Oliver                          Robert R. Poudrier  
Joseph R. Hull                          John J. Creamer  
Robert M. Murray, Division of Training  
Gilbert H. McLaughlin, Adm. Assistant, Planning & Research

Thomas J. Doyle, Fire Marshal  
Raymond A. Kilduff, Superintendent, Automotive Repairs  
James F. Kelly, Assistant Superintendent, Automotive Repairs

## CAPTAINS

Joseph A. Carr	Anthony V. Sauro	Peter Jamgochian
Henry A. Grzych	Robert N. Drummond	James J. Marley
Frederick C. Clancy	Eugene C. Balcom	James J. McAllister
Eugene F. Gilchrist	Eugene S. Patrone	Owen P. McGurn
Gaetano F. Gaudio	Enrico J. Landi	Robert F. Anthony
Edward F. Nagle	Frederic E. Miller	Alfred D. Boehm
Emanuel E. Patrone	Salvatore F. Santoro	Donald J. Gumbley
John F. Quirk	Joseph P. Garrity	

## LIEUTENANTS

James E. Maher	Edward J. Barta	Edward D. Devine
Francis J. Day	Salvatore T. Basile	Vincent P. DeLisi
Francis X. Jarvis	Raymond J. Pianka	William C. Whitehead
Donald V. Dacey	Thomas E. Kenny	Daniel Fogell
Edward J. Crocker	Thomas A. Giampietro	Thomas K. O'Mara
David R. Dillon	Carl T. Marciano	Robert J. Read
John F. Seddon	Robert B. Annis	Ralph T. Ricci
Ronald B. Inglesi	William J. Daniels	Albert A. Johnson
William J. Moreland	James M. Gallant	David C. Giuliano
James T. Molloy	Sidney A. Lima	Frank Villella
William P. Clancy	Raymond J. Ouimette	John S. Osborne, Sr.
Henry Masukewicz	Albert E. Baribault	Howard H. Williams
James E. Gurney	James L. Southworth	Stephen E. Lowe
Francis E. Nangle	James D. Noonan	Alfred Patuto
Lee P. Podedworny	Joseph G. SanMartino	Clarence E. Brown
Robert E. Hannon	Alfred F. Bertoncini	James J. Chandley
Edward J. Kwiatkowski	George L. Brady	Robert G. Carlson
Michael W. Borcuk	Edward D. Dolan	James J. Creamer
James T. Entwistle	William A. Siravo	Edmund J. Egan
Edward P. Kelly	James R. Betz	Joseph N. Pitrone
Joseph P. Richardson	Joseph D. Favali	Robert J. Tessier
Norman C. Kelly	Ernest P. Silva	Walter A. Loiselle
Timothy McDonough	Carmin R. Vallante	Victor C. DiChiara
Earl J. Higham, Jr.	Harry M. Fortin	

OPERATIONAL STATISTICAL REPORT

1974

Compiled by the Bureau of Fire Prevention

FIRE LOSS

BUILDING FIRES

1973 ... 2,084

1974 ... 1,633

FIRES AMOUNTING TO \$2,500 OR MORE

FIRE FATALITIES

1973 ..... 3

1974 ..... 7

1974 FIRE DEPARTMENT CALLS

Box Alarms .....	11,075
Still Box Alarms .....	1,495
Still Alarms .....	4,732
R.I.E.P. Alarms .....	66
Total Fire Calls .....	17,368

Rescue Calls .....	12,314
Emergency Calls .....	659
Lockouts .....	556
	13,529

TOTAL CALLS ..... 30,897



MULTIPLE ALARM FIRES

1974

2nd Alarm Fires

January 5, 1974 Still Box 2212 @ 5:19 PM	38 Kennedy Plaza	Mercantile Bldg.
May 4, 1974 Still Box 3227 @ 10:42 PM	74 Fountain St.	Mercantile Bldg.
June 16, 1974 Box 2223 @ 2:37 AM	Cor. Smith & Canal Sts.	Mercantile Bldg.
June 16, 1974 Box 1241 @ 9:41 PM	590-596 Elmwood Ave.	Mercantile Bldg.
July 9, 1974 Still Box 3154 @ 11:50 PM	79-81 Wadsworth St.	Dwellings
October 5, 1974 Still Box 3413 @ 2:07 AM	19-21 Olneyville Sq.	Mercantile Bldg.
November 2, 1974 Still Box 2135 @ 1:23 AM	119 Waterman St.	Comb. Merc. & Dwellings
November 22, 1974 Box 1452 @ 7:54	354 Prairie Ave.	Dwelling

BUILDING FIRES AND CAUSES

<u>CAUSE</u>	<u>NO. FIRES</u>
Vandalism	377
Incendiary	125
Careless Smoking	105
Careless Use of Matches	49
Defective Heating Equipment	153
Electrical	166
Cooking	104
Undetermined	291
Miscellaneous	<u>263</u>
Total Building Fires	1,633

ALARMS OF FIRE

OTHER THAN BUILDING FIRES

Vehicles	796
Grass and Leaves	1,787
Rubbish and Bonfires	1,539
Accidental	142
Dumps	45
Steam and Smoke Scares	103
Miscellaneous	<u>844</u>
Total	5,256

FALSE ALARMS

False Box Alarms	9,286
False Still Box Alarms	130
False Still Alarms	<u>292</u>
Total	9,708

RESCUE AND EMERGENCY

Rescue Alarms	12,314
Emergency Alarms	659
Lockouts	556

STATISTICAL SUMMARY  
OF  
FIREFIGHTING ACTIVITIES

Working time of companies at fires	7,414 Hrs., 06 Min.
Working time of companies at dump fires	12 Hrs., 48 Min.
Working time of pumps	1,700 Hrs., 03 Min.

HOSE

	<u>No.</u>	<u>Footage</u>
Booster	2,058	475,250
1½"	2,981	526,700
2½"	647	148,250
3"	724	159,450

LADDERS

	<u>No.</u>	<u>Footage</u>
Aerial	419	36,950
Portable	1,097	22,369

EXTINGUISHERS

<u>Type</u>	<u>Times Used</u>
Dry Chemical	90
Carbon Dioxide	138
Pump Tanks	64
Foam	12
Soda & Acid	1

MISCELLANEOUS EQUIPMENT

Salvage Covers	453	Scott Air Packs	211
Laths (Bundles)	75	Surviv-Air Packs	320
Roofing Paper (Rolls)	82	E. B. A.	101
Plastic Covering "	6	Smoke Ejectors	101
Floodlights	17	Sprinkler Heads	14
Homelite Pumps	37	Water Vacs	2
Deming Pumps	43	Master Stream App.	99
Generators	81	Oxygen Cylinders	21
Boat	3		

# RUNS FOR 1974

	<u>RESCUE</u>	<u>ALARMS</u>	<u>EMERGENCY</u>	<u>TOTAL</u>
SUNDAY	1,541	2,298	75	3,914
MONDAY	1,607	2,296	79	3,982
TUESDAY	1,693	2,300	79	4,072
WEDNESDAY	1,753	2,591	88	4,432
THURSDAY	1,886	2,637	109	4,632
FRIDAY	1,893	2,611	112	4,616
SATURDAY	<u>1,941</u>	<u>2,635</u>	<u>117</u>	<u>4,481</u>
TOTALS	12,314	17,368	659	30,341

# RUNS FOR 1974

<u>A.M.</u>	<u>RESCUE</u>	<u>ALARMS</u>	<u>EMERGENCY</u>	<u>TOTAL</u>
12-1	512	537	17	1,066
1-2	439	420	16	875
2-3	390	315	9	714
3-4	244	227	11	482
4-5	171	164	7	342
5-6	152	116	10	278
6-7	213	202	11	426
7-8	257	270	13	540
8-9	385	241	23	649
9-10	524	372	48	944
10-11	563	335	41	939
11-12	586	365	50	1,001
<u>P.M.</u>				
12-1	644	716	37	1,397
1-2	641	785	53	1,479
2-3	707	1,055	34	1,796
3-4	741	1,076	44	1,861
4-5	722	1,035	45	1,802
5-6	704	1,190	22	1,916
6-7	692	1,240	23	1,955
7-8	617	1,417	27	2,061
8-9	620	1,667	32	2,319
9-10	601	1,592	29	2,222
10-11	597	1,075	28	1,700
11-12	<u>592</u>	<u>956</u>	<u>29</u>	<u>1,577</u>
TOTALS	12,314	17,368	659	30,341

RESCUE SQUAD ACTIVITIES

<u>MONTH</u>	<u>RESCUE 1</u>	<u>RESCUE 2</u>	<u>RESCUE 3</u>	<u>TOTALS</u>
January	351	432	276	1,059
February	269	371	243	883
March	330	388	261	979
April	312	401	265	978
May	326	456	269	1,051
June	341	438	284	1,063
July	332	432	326	1,090
August	384	344	344	1,072
September	358	337	298	993
October	386	308	351	1,045
November	385	329	318	1,032
December	<u>397</u>	<u>339</u>	<u>333</u>	<u>1,069</u>
TOTALS	4,171	4,575	3,568	12,314

# FIRE PREVENTION BUREAU ACTIVITIES

1974

Fire Investigations	1,683
Complaints Investigated	303

## Inspections under City Code and R.I. Fire Safety Code:

Schools:	No.	<u>No. of Bldgs.</u>
Public	45	49
Diocesan	22	33
Private	11	27
Proprietary	32	32
Colleges	7	207
TOTAL	117	348

Hospitals:	8	<u>No. of Bldgs.</u>
Rhode Island		27
Butler		39
Chapin		9
Miriam		1
Roger Williams		4
St. Joseph's		2
Women's and Infants'		1
Veterans'		10
TOTAL	8	93

Nursing Homes	23	Theaters	10
Day Care Centers	18	Apts. and Rooming Houses	27
Day Care Homes	457	Public Assembly	21
Hotels	11	Miscellaneous	19

## Company In-Service Inspections:

Dwellings	2,008
Public Bldgs.	541
Industrial	583
Businesses	964
Inst. and Educational	430
TOTAL	4,526

## Demonstrations and Lectures:

Industrial	28
School	41
General Public	19
TOTAL	88

Vacant Buildings Demolished	324
-----------------------------	-----



RAYMOND A. KILDUFF  
SUPERINTENDENT



JAMES F. KELLY  
ASST. SUPERINTENDENT

**PROVIDENCE FIRE DEPARTMENT**  
AUTOMOTIVE MAINTENANCE DIVISION  
382 DEXTER STREET, PROVIDENCE, R. I. 02907

From: James F. Kelly, Asst. Supt. Automotive Repairs  
To: The Chief of Department  
Subject: Annual Report 1974

Sir:

I submit for your approval the following report of the Automotive Maintenance and Repair Division for the year ending December 31, 1974.

The purpose of this division is the maintenance and repair of all mobile and stationary equipment as well as portable electric plants, pumps and various tools and equipment used in the fire fighting service. Additionally, we maintain and service all vehicles used by the Providence Police Department, the Building Repair Division and the Department of Communications. The total number of vehicles maintained is approximately two hundred and sixteen.

We also perform many tasks unrelated directly to fire and police work. A few examples are the welding and brazing of metal chairs, hose room racks, the fabricating of various brackets and parts for diversified use. We also have the responsibility of purchasing and dispensing the so called "Wet Supplies" to all fire stations.

Although the number of first line companies has decreased in the past few years, the workload for the Repair Shop has increased because of the tremendous number of runs now made by our fire apparatus. In the past it took several years for a piece of apparatus to register ten thousand miles on the odometer. We now have many companies traveling that far in one year. Sixty percent of the Police Dept. vehicles travel almost a thousand miles per week. Many of the cars have close to or more than a hundred thousand miles on them. Consequently, maintenance is constant and costly.

We operate on a twenty four hour, seven day a week schedule so as to insure prompt response to all Police and Fire mechanical failures, breakdowns, accidents, multiple alarms of fire and other emergencies.

At the present time we have fifteen first line Engine companies of which twelve are diesel powered and eight Ladder companies of which six are diesel powered. We are very pleased with diesel engines and in the near future we hope all our heavy trucks will be so powered.

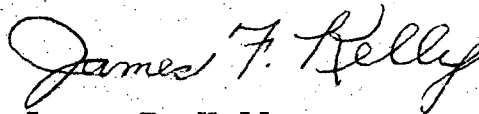
Annual Report, Repair Shop, 1974 Continued:

Breakdown time on the diesel engines has been nil and the advantages of low fuel consumption and the much lower cost of diesel fuel as compared to gasoline has been a great savings to the city.

In the past year the Fire Department acquired five new 1000 gallon per minute pumpers, two 100 foot aerial ladder trucks and one rescue unit. These vehicles were badly needed to replace aging equipment and we still have a great need for more ladder truck replacement. Hopefully, this year, we will be able to replace some of our ladder trucks, several of which are between twenty and thirty years old.

In closing I would like to thank the Chief of Department and officers and men of the Police, Fire and Communications Departments for their cooperation during the past year. I would especially like to thank the members of the Repair Shop for the extra effort they have to put out daily in order to maintain the productivity we now have.

Respectfully submitted,



James F. Kelly

## PROVIDENCE FIRE DEPARTMENT

Providence, R. I., January 1, 1975

From: Robert M. Murray, Batt. Chief, Director of Training:

To: The Chief of Department

Subject: Annual Report:

Sir: The following is the report of activities of the Division of Training for the year ending on December 31, 1974.

The year opened with the 34th Training Class in their advanced training phase. This class began their training on October 29, 1973 and the forty-one members were sworn in as 3rd grade Fire Fighters at impressive ceremonies at the Bishop McVinney Auditorium effective Sunday May 5, 1974.

The Most Rev. Louis E. Gelineau, Roman Catholic Bishop of Providence, gave the invocation. The LaSalle Academy Band was on hand and provided music for the occasion that was enjoyed by the people present. Many of the friends and relatives of the graduating class were in attendance as well as honorable members of the City Government and other members of the community who have an interest in the activities of the Providence Fire Department.

This 34th class was composed of thirty-one members whose training was funded by the Federal Government and ten members funded by the City of Providence.

Under our new and more comprehensive training program initiated by Chief Moise, to place more emphasis on training, students in advanced training remained at the Division of Training for six months. They attended drills and classes here during the day and were assigned by group for night duty tours with various Engine, Ladder, and Rescue Companies in the city.

Under the direction of Mr. Edward DePersio, who was then Assistant Director of the Greater Providence Y.M.C.A., a physical training program was formulated. For one hour each day the members attended a physical conditioning class at the Y.M.C.A.'s gymnasium. At the end of a three month period all the students were running three miles each day for conditioning in addition to the regular program of physical training exercises.

Physical fitness tests were conducted before and after the three months of training, and the results were gratifying. A marked

improvement in pulse rates and physical condition was noted.

The physical training program was continued outside for the final three months of training with jogging and exercises conducted in Roger Williams Park.

Another new feature in our syllabus was a foreign language class. Mrs. Alma Green, who serves on the staff for Progress For Providence, graciously tutored the students twice a week in a Spanish Language Class. The objective of this language class was to enable the fire department to better serve the many newly arrived Spanish speaking members of our community by learning something of their culture, customs, and language.

Also new was our driver training program. Through the courtesy of the Rhode Island Truck Owners Association, Mr. George Loomis administrative assistant to the president, gave truck driving instructions to the training class. Under this program each member was given individual driving instructions using the newest of our standard transmission fire apparatus. Lectures and films on safe driving habits and procedures were also given at this school. At the end of the driver training program, an inspector from the Registry of Motor Vehicles tested each of the students and they all received third class truck operators licenses.

Each of our students also received advanced First-Aid cards as the result of forty-four hours of first-aid instructions given by Fire Fighter James Mahoney of Headquarters Staff, and C.P.R. Certificates (Cardiac, Pulmonary, Resuscitation) under the direction of Lieutenant Donald Gregson of Rescue Co. 3.

A three week swimming, life saving, and water safety course was conducted, in an outstanding manner, by Fire Fighter Frederick Reall. The Wanskuck Boys Club Pool was used for a two week period and the Brown University Pool for one week for this training.

The above mentioned courses were given in addition to the various subjects taught to all training classes by this division.

Informative trips were taken by our students to the Factory Mutual Test Center at West Glocester, R.I. and to their headquarters and laboratory at Norwood, Mass. Also visited were the Algonquin Liquid Natural Gas plant and the Petrolane Propane storage facility in Providence.

Special thanks is given to Mr. Bruce Olsen, a Vice President of Allendale Insurance Co., and his staff, for the fine lectures given on insurance rates, building construction, and fire protection systems.

Because of the growing trend towards mutual aid between fire departments, an effort was made to foster mutual respect and cooperation between fire departments by inviting out of city fire fighters to lecture at our school. Chief Cashman of Barrington, Chief Lefebvre of Warwick, and Chief Jones of Cranston all gave interesting and knowledgeable lectures to our students.

Under the direction of this division the entire hose inventory of the department was tested. And as previously reported, the annual test of all fire department pumpers was conducted.

In cooperation with the Automotive Repair Division, acceptance tests were held on five new Mack Truck Corporation 1,000 G.P.M. single stage fire pumpers. All five of these pumpers passed an acceptance test of three hours duration, the results of which have previously been forwarded to you.

During the month of June a Lieutenants Promotional test was given for the purpose of maintaining the promotional list by selecting five new members for promotion to Captain.

Captain Eugene Patrone, drill master of this division, instructed all members of the department in the use of the new "K" tool. This tool enables fire fighters to open locked doors of the cylinder type with little damage to the door.

I wish to thank the personnel assigned to the Division of Training for their cooperation during the past year and also all other members of the department who contributed to the success of our training program.

Respectfully submitted,

Robert E. Thomas  
Director of Training

PROVIDENCE FIRE DEPARTMENT

Providence, R. I., January 7, 1975

From: Carpenter Shop, Algird G. Straznickas, Carpenter Shop Captain

To: The Chief of Department

Subject: Annual Report

Sir: The following is a summary of the work completed at the Carpenter Shop during the year ending December 31, 1974.

Ladder work done-60 feet of new beams put on, refinished 502 feet of ladders with 1 coat of shellac and 2 coats of varnish. Stripped 162 feet of ladders of built up old varnish. Made 30 new rungs and 2 blocks. 1585 feet of rope was replaced

Replaced 65 new axe handles.

Sharpened 70 axes.

Axes rewedged 2.

Replaced 252 feet of new plaster pole handles and refinished 525 feet with 1 coat of shellac and 2 coats of varnish.

Replaced 2 new D handles on plaster poles and 3 new tips.

Shortened 11 plaster poles.

Made 4 new mop racks.

Made 54 picture frames various sizes and 8 name plaques. Made 320 feet of new picture frame stock.

380 feet of new plaster pole stock was made from old tormentor poles.

Repaired and reglued 48 chairs and refinished 36 with 2 coats of varnish. Repaired and refinished 3 tables.

Made 42 boxes various sizes and repaired 30 various sizes plus painting.

Made 8 bookcases, 6 bulletin boards.

118 feet of new pole replaced on hose poles, crotch poles and boat hooks and refinished.

Replaced 13 hammer and sledge hammer handles.

Replaced 5 pull over rake handles and 2 new pick mall heads.

Made 16 new wheel blocks and 19 jars of paint passed out. Made 4 new clipboards.

Made and installed 22 new shelves.

## PROVIDENCE FIRE DEPARTMENT

Providence, R. I. \_\_\_\_\_

From:

To: The Chief of Department

Subject: Annual Report continued page 2 1974

Sir:

13 brass door kick plates stripped and polished, 19 locks repaired, made 14 masonite kickplates, installed 8 new locks.

2 squeegees repaired and 2 creepers repaired.

Stripped and refinished 13 handrails.

Replaced 5 snaps on rubber coats.

Ladder 1 - replaced 2 pieces of linoleum on dormitory floor, 3 pieces of masonite on cellar door windows cut 100 pieces of masonite for locker legs.

Engine 1 - replaced linoleum officers room, 1 bell cabinet stripped and refinished.

Ladder 5 - 9 doors stripped and refinished cleaned and polished all hardware and rehung. 1 new kitchen cabinet door made also 4 new doors workbench. Made and installed rear cellar door 1 3/4" x 3' x 7'. Made and installed 2 new coat racks boot room. Installed new counter underlayment kitchen counter, made 5 new kitchen drawers, replaced moulding rear door apparatus floor, 24' moulding put under kitchen cabinets. Made 26 bed blocks, removed and remounted pipe coat rack from boot room to new coat room. Enclosed shower stall made closet for storage complete with door and finish work. Made 100 pieces of masonite for locker legs. Made and installed 5 thresholds, made and installed oak bench telephone booth.

Ladder 7 - Enclosed 8 compartments with removable plywood on new aerial ladder truck. Spliced rope on 5 extension ladders.

Ladder 8 - Enclosed 8 compartments with removable plywood on new aerial ladder truck. Spliced rope on 5 extension ladders.

Mack truck pumpers made and installed 5 divider boards for 1 1/2" hose bed 16' x 8' x 3/4". Spliced rope on 5 extension ladders.

# PROVIDENCE FIRE DEPARTMENT

Providence, R. I. \_\_\_\_\_

From:

To: The Chief of Department

Subject: Annual Report continued page 3 1974

Sir:

Engine 13 - made and installed 1 new rear cellar door 1 3/4"x3'x7', replaced panel over door and moulging, replaced panel patio door. Enclosed shower stall made supply room with door and hardware.

Chief 1 - Installed 1 new wall 24' long 10' high with door and new casing plus baseboard and hardware. Made 4 new closets complete with doors, casing and hardware. 3 beds repainted, 2 cabinets remade into clothes cabinets for rubber goods. Moved office equipment from Branch Ave. to Lasalle Sq. 4 lockers moved from Division of Training. Made and installed 2 bulletin boards.

Chief 2 - 2 truckloads moved Allens Ave. to Messer St. 4 lockers from of Division of Trainig.

Chief 3 - 1 truckload moved from Atwells Ave to Branch Ave.

Rescue 3 - Made and installed 1 new bottom panel overhead door 25"x14'x1 3/4".

Lasalle Sq. stripped and refinished 34 doors, cleaned and polished all hardware.

Chiefs Office - 1 medicine cabinet stripped and refinished, made and installed door air conditioner. 2 sets of police horses painted and striped. 4 Callahan pipes restrung, polished and made wooden bases. Stripped and repainted flag pole. Stripped and refinished 1 oak bench.

Salvation Army Truck (canteen) made and installed 2 sliding doors with shelf rear of truck. Made and installed 2 formica shelves and 1 shelf on door.

Division of Training - repaired and repainted trainees emblem, stripped and refinished podium.



## PROVIDENCE FIRE DEPARTMENT

Providence, R. I. \_\_\_\_\_

From:

To: The Chief of Department

Subject: Annual Report continued page 4, 1974

Sir:

Fire Prevention - Made and installed kitchen cabinet with 3 doors and formica top.

1 formica shelf made and installed on wall. Made and installed 3 radiator covers. Repaired loose paneling on wall.

Police Dept. - New Crime Lab Truck custom made cabinets to order stained and varnished same. 1 formica counter made.


Fire Alarm - 3 wooden saw guards made for tree cutting saws and sharpened same. Made 1 new pole for tree trimmer.

Repair Shop - Installed 1 piece of masonite 4'x8' truck body. Made and installed cradle in truck body to hold 200 gallon gas tank for delivering gas to No. Main St. station.

City Hall - Hand made Mayors Seal used on podium, also made 28 picture frames for Councilman and new Mayor.

Numerous minor repairs were during the course of the year too numerous to mention.

Respectfully Submitted



Carpenter Shop Captain

## PROVIDENCE FIRE DEPARTMENT

Providence, R. I., 8 January 1975

From: Robert N. Drummond, Captain, Engine Co. No. 5

To: The Chief of Department

Subject: Annual Report(Air Supply Room)

Sir:

The undersigned respectfully submits the following information on activities of The Air Supply Room and Truck for the year 1974:

Number of cylinders recharged (Breathing Equipment....883

Number of Dry Powder Extinguishers Recharged.....143

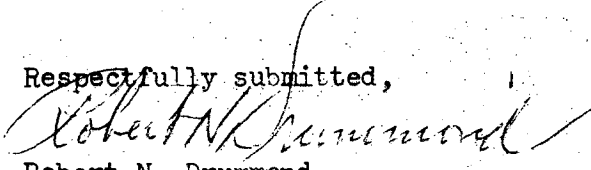
Air Supply Truck Responses..... 13

In addition, the members of this company made many varied minor repairs to Dry Powder Extinguishers and Breathing Equipment. Many of the EBA units have been out of service because of the difficulty in obtaining parts. It is apparent that if equipment could be standardized much of the trouble probably could be avoided.

Recently I had the opportunity to check a new MSA unit and in my opinion it is a fine piece of equipment. If ever this equipment is purchased for the department, our Scott cylinders could be used with it (after Hydrostatic testing).

One fact should be looked into though. The MSA unit looks something like a Scott and by the cylinders we recharge here, Surviv Air units are being used over Scotts by almost a two to one ratio. It would be interesting to find out why this is.

Respectfully submitted,

  
Robert N. Drummond  
Captain Engine 5

*Individual Company Activities*

# COMPANY ACTIVITIES

COMPANY	ALARMS	WORKING TIME		Booster	HOSE USED		
		(Excluding Dump Fires)			1½"	2½"	3"
Engine 1	1,212	424	Hr. 42 Min.	34,900	31,450	12,650	15,500
Engine 2	928	251	32	27,900	20,250	3,950	10,050
Engine 3	1,614	492	15	21,000	39,000	35,700	8,200
Engine 4	574	170	11		34,000	2,550	5,050
Engine 5	338	136	6		9,550	4,250	5,550
Engine 6	1,510	269	36	79,600	51,350	7,000	7,500
Engine 7	925	310	1		28,700	4,450	11,500
Engine 8	2,444	483	20	45,400	54,000	12,350	13,400
Engine 9	873	270	29		22,650	9,200	9,750
Engine 10	2,523	559	31	90,900	54,450	20,300	31,250
Engine 11	2,544	544	33	86,500	59,200	13,800	20,000
Engine 12	1,536	368	20	37,250	28,150	3,500	4,950
Engine 13	1,662	478	24		47,750	5,200	4,000
Engine 14	1,680	378	55	13,850	26,600	6,800	7,800
Engine 15	1,588	378	18	37,950	19,600	6,550	4,950

COMPANY	ALARMS	WORKING TIME		LADDERS USED		
				Aerial No./Footage	Portable No./Footage	Total Footage
Ladder 1	790	366	Hr. 28 Min.	77/ 7,655	173/ 3,545	11,200
Ladder 2	612	304	52	55/ 4,665	189/ 3,625	8,290
Ladder 3	316	153	14	19/ 1,615	77/ 1,559	3,174
Ladder 4	325	168	12	34/ 3,400	87/ 1,744	5,144
Ladder 5	823	406	36	150/12,745	317/ 6,415	19,160
Ladder 6	513	212	3	35/ 2,390	129/ 2,488	4,878
Ladder 7	319	128	22	21/ 1,980	57/ 1,317	3,297
Ladder 8	312	158	4	28/2,500	68/ 1,676	4,176

Air Supply Truck responded 13 times during 1974

# P R O V I D E N C E   F I R E   D E P A R T M E N T

## C O M P A N Y   A C T I V I T I E S   F O R   T H E   Y E A R   1 9 7 4

 ENGINE CO. 1

 BATTALION NO. 1

### R U N S   F O R   Y E A R

	C O D E   R E D	C O D E   B L U E	C O D E   Y E L L O W (N o   S e r v i c e)	C O D E   Y E L L O W (W / S e r v i c e)
Box Alarms.....	<u>79</u>	<u>359</u>	<u>139</u>	<u>25</u>
Still Box Alarms...	<u>124</u>	<u>47</u>	<u>188</u>	<u>11</u>
Still Alarms .....	<u>8</u>	<u>24</u>	<u>69</u>	<u>88</u>
Special Signals....	<u>40</u>	<u>0</u>	<u>4</u>	<u>7</u>
TOTALS.....	<u>251</u>	<u>430</u>	<u>400</u>	<u>131</u>
SERVICE TIME..	<u>262 Hrs.</u>	<u>30 Hrs.</u>	<u>80 Hrs.</u>	<u>51 Hrs.</u>
	<u>03 Min.</u>	<u>16 Min.</u>	<u>24 Min</u>	<u>23 Min.</u>

 Lockouts 12 Total Time: 2 Hrs. 55 Mins. Total Service Time  
(Inc. Lockouts)

 TOTAL NO. RUNS 1,212 424 Hrs. 42 Min.

Water Emerg.

 (Pump Jobs) 15 Time 25 Hrs. 40 Mins. Total Pump Time  
(Fire) 104 Hrs. 51 Min.

<u>Feet of Hose Used &amp; No. Lines Laid</u>	<u>Deck Guns</u>	<u>Time Lost (Actual Days)</u>
---	------------------	------------------------------------

3 "	..15,500 Ft.	82	No. Lines
2½"	..12,650 Ft.	53	No. Lines
1½"	..31,450 Ft.	152	No. Lines
3/4"	..34,900 Ft.	120	No. Lines

 TOTAL 94,500 Ft. 407 No. Lines

<u>3</u>	Item A	<u>25</u>
	Item B	<u>0</u>
	Item C	<u>0</u>
	Item D	<u>1</u>
	Item E	<u>26</u>
	Item F	<u>73</u>

### E X T R A   H O U R S   O F   D U T Y

Hydrants	<u>0</u>	
Multiple Alarms	<u>0</u>	
Other Emergencies	<u>143 Hrs., 04 Min.</u>	
Manpower Callback	<u>66 Hrs.</u>	
Vacation Callback	<u>28 Hrs.</u>	

Military Leave	<u>0</u>
Other Leave	<u>0</u>
Total.....	<u>125</u>
Injuries.....	<u>29</u>
Grand Total..	<u>154</u>

Remarks:

  
 Commanding Officer

# PROVIDENCE FIRE DEPARTMENT

## COMPANY ACTIVITIES FOR THE YEAR 1974

ENGINE CO. 2

BATTALION NO. 3

### RUNS FOR YEAR

	<u>CODE RED</u>	<u>CODE BLUE</u>	<u>CODE YELLOW (No Service)</u>	<u>CODE YELLOW (W/Service)</u>
Box Alarms.....	<u>37</u>	<u>326</u>	<u>46</u>	<u>34</u>
Still Box Alarms...	<u>65</u>	<u>39</u>	<u>108</u>	<u>8</u>
Still Alarms .....	<u>2</u>	<u>29</u>	<u>97</u>	<u>112</u>
Special Signals....	<u>8</u>	<u>3</u>	<u>8</u>	<u>6</u>
TOTALS.....	<u>112</u>	<u>397</u>	<u>259</u>	<u>160</u>
SERVICE TIME..	<u>124 Hrs.</u>	<u>28 Hrs.</u>	<u>52 Hrs.</u>	<u>46 Hrs.</u>
	<u>28 Min.</u>	<u>8 Min.</u>	<u>35 Min</u>	<u>21 Min.</u>

Lockouts 12 Total Time: 2 Hrs. 0 Mins. Total Service Time  
(Inc. Lockouts)

TOTAL NO. RUNS 928 251 Hrs. 32 Min.

Water Emerg.  
(Pump Jobs) 4 Time 6 Hrs. 34 Mins. Total Pump Time  
(Fire) 39 Hrs. 32 Min.

<u>Feet of Hose Used &amp; No. Lines Laid</u>	<u>Deck Guns</u>	<u>Time Lost (Actual Days)</u>
3 " ... <u>10,050</u> Ft. <u>39</u> No. Lines	<u>0</u>	Item A <u>16</u>
2½" ... <u>3,950</u> Ft. <u>17</u> No. Lines		Item B <u>0</u>
1½" ... <u>20,250</u> Ft. <u>125</u> No. Lines		Item C <u>2</u>
¾" ... <u>27,900</u> Ft. <u>93</u> No. Lines		Item D <u>1</u>
		Item E <u>27</u>
		Item F <u>31</u>
TOTAL. <u>62,150</u> Ft. <u>274</u> No. Lines		

### EXTRA HOURS OF DUTY

Hydrants 0

Multiple Alarms 0

Other Emergencies 0

Manpower Callback 93 Hrs., 45 Min.

Vacation Callback 28 Hrs.

Military Leave 0

Other Leave 0

Total..... 77

Injuries..... 34

Grand Total.. 111

Remarks:

Edward E. Feltman  
Commanding Officer

# P R O V I D E N C E   F I R E   D E P A R T M E N T

## C O M P A N Y   A C T I V I T I E S   F O R   T H E   Y E A R   1 9 7 4

ENGINE CO. 3

BATTALION NO. 1

### R U N S   F O R   Y E A R

	<u>CODE RED</u>	<u>CODE BLUE</u>	<u>CODE YELLOW</u> (No Service)	<u>CODE YELLOW</u> (W/Service)
Box Alarms.....	<u>87</u>	<u>682</u>	<u>152</u>	<u>52</u>
Still Box Alarms...	<u>139</u>	<u>62</u>	<u>163</u>	<u>26</u>
Still Alarms .....	<u>4</u>	<u>35</u>	<u>50</u>	<u>105</u>
Special Signals....	<u>57</u>	<u>0</u>	<u>0</u>	<u>183</u>
TOTALS.....	<u>287</u>	<u>779</u>	<u>365</u>	<u>366</u>
SERVICE TIME..	<u>286 Hrs.</u>	<u>51 Hrs.</u>	<u>67 Hrs.</u>	<u>84 Hrs.</u>
	<u>07 Min.</u>	<u>46 Min.</u>	<u>33 Min</u>	<u>09 Min.</u>

Lockouts 14 Total Time: 2 Hrs. 40 Mins. Total Service Time  
(Inc. Lockouts)

TOTAL NO. RUNS 1,614 492 Hrs. 15 Min.

Water Emerg.

(Pump Jobs) 2 Time 2 Hrs. 53 Mins. Total Pump Time  
(Fire) 129 Hrs. 09 Min.

<u>Feet of Hose Used &amp; No. Lines Laid</u>	<u>Deck Guns</u>	<u>Time Lost</u> (Actual Days)
---	------------------	-----------------------------------

3 " ... 8,200 Ft. 44 No. Lines  
 2½" .. 35,700 Ft. 157 No. Lines  
 1½" .. 39,000 Ft. 222 No. Lines  
 3/4" .. 21,000 Ft. 135 No. Lines

TOTAL 103,900 Ft. 558 No. Lines

<u>6</u>	Item A	<u>20</u>
	Item B	<u>0</u>
	Item C	<u>1</u>
	Item D	<u>2</u>
	Item E	<u>39</u>
	Item F	<u>69</u>

### EXTRA HOURS OF DUTY

Hydrants 0  
 Multiple Alarms 0  
 Other Emergencies 136 Hrs.  
 Manpower Callback 67 Hrs., 30 Min.  
 Vacation Callback 28 Hrs.

Military Leave	<u>15</u>
Other Leave	<u>0</u>
Total.....	<u>146</u>
Injuries.....	<u>35</u>
Grand Total..	<u>181</u>

Remarks:

Ernest C. Baldane  
 Commanding Officer

# PROVIDENCE FIRE DEPARTMENT

## COMPANY ACTIVITIES FOR THE YEAR 1974

 ENGINE CO. 4

 BATTALION NO. 3

### RUNS FOR YEAR

	CODE RED	CODE BLUE	CODE YELLOW (No Service)	CODE YELLOW (W/Service)
Box Alarms.....	<u>24</u>	<u>245</u>	<u>7</u>	<u>21</u>
Still Box Alarms...	<u>28</u>	<u>12</u>	<u>22</u>	<u>72</u>
Still Alarms ....	<u>0</u>	<u>7</u>	<u>78</u>	<u>43</u>
Special Signals....	<u>15</u>	<u>0</u>	<u>0</u>	<u>0</u>
TOTALS.....	<u>67</u>	<u>264</u>	<u>107</u>	<u>136</u>
SERVICE TIME..	<u>91</u> Hrs.	<u>22</u> Hrs.	<u>10</u> Hrs.	<u>38</u> Hrs.
	<u>56</u> Min.	<u>2</u> Min.	<u>6</u> Min	<u>2</u> Min.

 Lockouts 45 Total Time: 08 Hrs. 05 Mins. Total Service Time  
(Inc. Lockouts)

 TOTAL NO. RUNS 574 170 Hrs. 11 Min.


 Water Emerg.  
(Pump Jobs) 14 Time 07 Hrs. 27 Mins. Total Pump Time  
(Fire) 35 Hrs. 04 Min.

Feet of Hose Used & No. Lines Laid	Deck Guns	Time Lost (Actual Days)
3 " ..5,050 Ft. <u>26</u> No. Lines	_____	Item A <u>63</u>
2½" ..2,550 Ft. <u>11</u> No. Lines	_____	Item B <u>0</u>
1½" ..34,000 Ft. <u>84</u> No. Lines	_____	Item C <u>1</u>
3/4" ... <u>0</u> Ft. <u>0</u> No. Lines	_____	Item D <u>3</u>
	_____	Item E <u>31</u>
	_____	Item F <u>21</u>
TOTAL: <u>41,600</u> Ft. <u>121</u> No. Lines		

### EXTRA HOURS OF DUTY

Hydrants	<u>0</u>	Military Leave	<u>0</u>
Multiple Alarms	<u>0</u>	Other Leave	<u>0</u>
Other Emergencies	<u>82</u>	Total.....	<u>82</u>
Manpower Callback	<u>0</u>	Injuries.....	<u>119</u>
Vacation Callback	<u>0</u>	Grand Total..	<u>201</u>

Remarks:

  
 Commanding Officer



PROVIDENCE FIRE DEPARTMENT

COMPANY ACTIVITIES FOR THE YEAR 1974

ENGINE CO. 5

BATTALION NO. 3

RUNS FOR YEAR

	<u>CODE RED</u>	<u>CODE BLUE</u>	<u>CODE YELLOW (No Service)</u>	<u>CODE YELLOW (W/Service)</u>
Box Alarms.....	<u>18</u>	<u>93</u>	<u>44</u>	<u>3</u>
Still Box Alarms...	<u>35</u>	<u>22</u>	<u>59</u>	<u>0</u>
Still Alarms ....	<u>0</u>	<u>3</u>	<u>37</u>	<u>14</u>
Special Signals....	<u>10</u>	<u>0</u>	<u>0</u>	<u>0</u>
TOTALS.....	<u>63</u>	<u>118</u>	<u>140</u>	<u>17</u>
SERVICE TIME..	<u>86 Hrs.</u>	<u>8 Hrs.</u>	<u>23 Hrs.</u>	<u>11 Hrs.</u>
	<u>25 Min.</u>	<u>24 Min.</u>	<u>54 Min</u>	<u>17 Min.</u>

Lockouts 29 Total Time: 6 Hrs. 06 Mins. Total Service Time  
(Inc. Lockouts)

TOTAL NO. RUNS 338 136 Hrs. 06 Min.

Water Emerg.  
(Pump Jobs) 3 Time 4 Hrs. 50 Mins. Total Pump Time  
(Fire) 44 Hrs. 0 Min.

Feet of Hose Used & No. Lines Laid Deck Guns Time Lost  
(Actual Days)

3 " ... 5,550 Ft. 20 No. Lines  
2½" ... 4,250 Ft. 13 No. Lines  
1½" ... 9,550 Ft. 59 No. Lines  
¾" ... 0 Ft. 0 No. Lines

TOTAL 19,350 Ft. 92 No. Lines

<u>1</u>	Item A	<u>242</u>
	Item B	<u>0</u>
	Item C	<u>0</u>
	Item D	<u>0</u>
	Item E	<u>25</u>
	Item F	<u>20</u>

EXTRA HOURS OF DUTY

Hydrants 0  
Multiple Alarms 0  
Other Emergencies 92 Hrs.  
Manpower Callback 24 Hrs.  
Vacation Callback 62 Hrs.

Military Leave 0  
Other Leave 0  
Total..... 287  
Injuries..... 11  
Grand Total.. 298

Remarks:

Robert M. Dabrowski  
Commanding Officer

# PROVIDENCE FIRE DEPARTMENT

## COMPANY ACTIVITIES FOR THE YEAR 1974

ENGINE CO. 6

BATTALION NO. 2

### RUNS FOR YEAR

	CODE RED	CODE BLUE	CODE YELLOW (No Service)	CODE YELLOW (W/Service)
Box Alarms.....	<u>26</u>	<u>506</u>	<u>61</u>	<u>126</u>
Still Box Alarms...	<u>22</u>	<u>35</u>	<u>57</u>	<u>54</u>
Still Alarms ....	<u>4</u>	<u>54</u>	<u>130</u>	<u>428</u>
Special Signals....	<u>7</u>	<u>0</u>	<u>0</u>	<u>0</u>
TOTALS.....	<u>59</u>	<u>595</u>	<u>248</u>	<u>608</u>
SERVICE TIME..	<u>56</u> Hrs.	<u>38</u> Hrs.	<u>43</u> Hrs.	<u>125</u> Hrs.
	<u>42</u> Min.	<u>20</u> Min.	<u>40</u> Min.	<u>10</u> Min.

Lockouts 22 Total Time: 5 Hrs. 44 Mins. Total Service Time  
(Inc. Lockouts)

TOTAL NO. RUNS 1,510 269 Hrs. 36 Min.

Water Emerg.  
(Pump Jobs) 7 Time 10 Hrs. 10 Mins. Total Pump Time  
(Fire) 162 Hrs. 28 Min.

Feet of Hose Used & No. Lines Laid      Deck Guns      Time Lost  
(Actual Days)

3 " ... 7,500 Ft. 36 No. Lines  
2½" ... 7,000 Ft. 34 No. Lines  
1½" ... 51,350 Ft. 346 No. Lines  
¾" ... 79,600 Ft. 264 No. Lines

<u>0</u>	Item A	<u>25</u>
	Item B	<u>0</u>
	Item C	<u>1</u>
	Item D	<u>4</u>
	Item E	<u>24</u>
	Item F	<u>25</u>

TOTAL 145,450 Ft. 680 No. Lines

### EXTRA HOURS OF DUTY

Hydrants 0  
Multiple Alarms 11 Hrs., 30 Min.  
Other Emergencies 6 Hrs., 30 Min.  
Manpower Callback 109 Hrs., 52 Min.  
Vacation Callback 24 Hrs.

Military Leave 0  
Other Leave 0  
Total..... 79  
Injuries..... 138  
Grand Total.. 217

Remarks:

*Salvatore T. Sauter*  
Commanding Officer

# P R O V I D E N C E   F I R E   D E P A R T M E N T

## C O M P A N Y   A C T I V I T I E S   F O R   T H E   Y E A R   1 9 7 4

ENGINE CO. 7

BATTALION NO. 3

### R U N S   F O R   Y E A R

	C O D E   R E D	C O D E   B L U E	C O D E   Y E L L O W (No Service)	C O D E   Y E L L O W (W/Service)
Box Alarms.....	<u>56</u>	<u>207</u>	<u>120</u>	<u>25</u>
Still Box Alarms...	<u>89</u>	<u>46</u>	<u>170</u>	<u>16</u>
Still Alarms .....	<u>1</u>	<u>21</u>	<u>57</u>	<u>88</u>
Special Signals....	<u>11</u>	<u>3</u>	<u>12</u>	<u>3</u>
TOTALS.....	<u>157</u>	<u>277</u>	<u>359</u>	<u>132</u>
SERVICE TIME..	<u>167</u> Hrs.	<u>22</u> Hrs.	<u>67</u> Hrs.	<u>47</u> Hrs.
	<u>57</u> Min.	<u>15</u> Min.	<u>59</u> Min.	<u>50</u> Min.

Lockouts 16 Total Time: 4 Hrs. 0 Mins. Total Service Time  
(Inc. Lockouts)

TOTAL NO. RUNS 925 310 Hrs. 01 Min.

Water Emerg.  
(Pump Jobs) 3 Time 1 Hrs. 30 Mins. Total Pump Time  
(Fire) 68 Hrs. 19 Min.

### F e e t   o f   H o s e   U s e d   &   N o .   L i n e s   L a i d   D e c k   G u n s   T i m e   L o s t (Actual Days)

3 "	...11,500 Ft.	<u>48</u> No. Lines
2½"	...4,450 Ft.	<u>24</u> No. Lines
1½"	...28,700 Ft.	<u>119</u> No. Lines
3/4"	... 0 Ft.	<u>0</u> No. Lines

<u>1</u>	Item A	<u>65</u>
	Item B	<u>0</u>
	Item C	<u>4</u>
	Item D	<u>8</u>
	Item E	<u>47</u>
	Item F	<u>57</u>

TOTAL 44,650 Ft. 191 No. Lines

### E X T R A   H O U R S   O F   D U T Y

Hydrants 0

Multiple Alarms 0

Other Emergencies 166 Hrs., 30 Min.

Manpower Callback 14 Hrs.

Vacation Callback 0

Military Leave 0

Other Leave 0

Total..... 181

Injuries..... 57

Grand Total.. 238

Remarks:

*(Signature)*  
Commanding Officer

# P R O V I D E N C E   F I R E   D E P A R T M E N T

## C O M P A N Y   A C T I V I T I E S   F O R   T H E   Y E A R   1 9 7 4

ENGINE CO. 8

BATTALION NO. 2

### R U N S   F O R   Y E A R

	<u>CODE RED</u>	<u>CODE BLUE</u>	<u>CODE YELLOW (No Service)</u>	<u>CODE YELLOW (W/Service)</u>
Box Alarms.....	<u>92</u>	<u>1210</u>	<u>109</u>	<u>87</u>
Still Box Alarms...	<u>160</u>	<u>70</u>	<u>134</u>	<u>31</u>
Still Alarms .....	<u>11</u>	<u>6</u>	<u>352</u>	<u>149</u>
Special Signals....	<u>33</u>	<u>0</u>	<u>0</u>	<u>0</u>
TOTALS.....	<u>296</u>	<u>1,286</u>	<u>595</u>	<u>267</u>

SERVICE TIME..	<u>290 Hrs.</u>	<u>68 Hrs.</u>	<u>49 Hrs.</u>	<u>66 Hrs.</u>
	<u>36 Min.</u>	<u>18 Min.</u>	<u>35 Min</u>	<u>45 Min.</u>

Lockouts 54 Total Time: 8 Hrs. 6 Mins. Total Service Time  
(Inc. Lockouts)

TOTAL NO. RUNS 2,444 483 Hrs. 20 Min.

Water Emerg.  
(Pump Jobs) 34 Time 10 Hrs. 30 Mins. Total Pump Time  
(Fire) 158 Hrs. 5 Min.

<u>Feet of Hose Used &amp; No. Lines Laid</u>	<u>Deck Guns</u>	<u>Time Lost (Actual Days)</u>
---	------------------	------------------------------------

3 "	.. <u>13,400</u> Ft. <u>57</u>	No. Lines
2½"	.. <u>12,350</u> Ft. <u>51</u>	No. Lines
1½"	.. <u>54,000</u> Ft. <u>337</u>	No. Lines
¾"	.. <u>45,400</u> Ft. <u>214</u>	No. Lines

TOTAL 125,000 Ft. 659 No. Lines

<u>4</u>	Item A <u>12</u>	
	Item B <u>0</u>	
	Item C <u>0</u>	
	Item D <u>1</u>	
	Item E <u>19</u>	
	Item F <u>35</u>	

### EXTRA HOURS OF DUTY

Hydrants 6 Hrs., 5 Min.

Multiple Alarms 0

Other Emergencies 124 Hrs.

Manpower Callback 82 Hrs.

Vacation Callback 28 Hrs.

Military Leave	<u>0</u>
Other Leave	<u>0</u>

Total..... 67

Injuries..... 137

Grand Total.. 204

Remarks:

*Anthony Salinas*  
Commanding Officer

# PROVIDENCE FIRE DEPARTMENT

## COMPANY ACTIVITIES FOR THE YEAR 1974

ENGINE CO. 9

BATTALION NO. 3

### RUNS FOR YEAR

	<u>CODE RED</u>	<u>CODE BLUE</u>	<u>CODE YELLOW (No Service)</u>	<u>CODE YELLOW (W/Service)</u>
Box Alarms.....	<u>37</u>	<u>330</u>	<u>96</u>	<u>17</u>
Still Box Alarms...	<u>50</u>	<u>40</u>	<u>104</u>	<u>5</u>
Still Alarms .....	<u>0</u>	<u>0</u>	<u>91</u>	<u>70</u>
Special Signals....	<u>30</u>	<u>0</u>	<u>3</u>	<u>0</u>
TOTALS.....	<u>117</u>	<u>370</u>	<u>294</u>	<u>92</u>

SERVICE TIME.. 141 Hrs. 25 Hrs. 66 Hrs. 31 Hrs.

59 Min. 58 Min. 4 Min. 10 Min.

Lockouts 25 Total Time: 2 Hrs. 58 Mins. Total Service Time  
(Inc. Lockouts)

TOTAL NO. RUNS 873 270 Hrs. 29 Min.

Water Emerg.

(Pump Jobs) 4 Time 2 Hrs. 58 Mins. Total Pump Time  
(Fire) 81 Hrs. 52 Min.

<u>Feet of Hose Used &amp; No. Lines Laid</u>	<u>Deck Guns</u>	<u>Time Lost (Actual Days)</u>
---	------------------	------------------------------------

3 " ... 9,750 Ft. 32 No. Lines  
 2½" ... 9,200 Ft. 31 No. Lines  
 1½" ... 22,650 Ft. 157 No. Lines  
 3/4" ... 0 Ft. 0 No. Lines

<u>3</u>	Item A	<u>56</u>
	Item B	<u>0</u>
	Item C	<u>0</u>
	Item D	<u>1</u>
	Item E	<u>35</u>
	Item F	<u>44</u>

TOTAL 41,600 Ft. 220 No. Lines

### EXTRA HOURS OF DUTY

Hydrants 6 Hrs., 15 Min.

Multiple Alarms 0

Other Emergencies 85 Hrs., 30 Min.

Manpower Callback 42 Hrs.

Vacation Callback 38 Hrs.

Military Leave 0  
 Other Leave 76

Total..... 212

Injuries..... 83

Grand Total.. 295

Remarks:

*Robert F. Anthony*  
 Commanding Officer

# PROVIDENCE FIRE DEPARTMENT

## COMPANY ACTIVITIES FOR THE YEAR 1974

ENGINE CO. 10

BATTALION NO. 2

### RUNS FOR YEAR

	<u>CODE RED</u>	<u>CODE BLUE</u>	<u>CODE YELLOW</u> (No Service)	<u>CODE YELLOW</u> (W/Service)
Box Alarms.....	<u>123</u>	<u>1324</u>	<u>91</u>	<u>108</u>
Still Box Alarms...	<u>177</u>	<u>71</u>	<u>162</u>	<u>99</u>
Still Alarms .....	<u>4</u>	<u>44</u>	<u>51</u>	<u>237</u>
Special Signals....	<u>13</u>	<u>5</u>	<u>0</u>	<u>14</u>
TOTALS.....	<u>317</u>	<u>1,444</u>	<u>304</u>	<u>458</u>
SERVICE TIME..	<u>336 Hrs.</u>	<u>68 Hrs.</u>	<u>44 Hrs.</u>	<u>100 Hrs.</u>
	<u>38 Min.</u>	<u>48 Min.</u>	<u>28 Min</u>	<u>58 Min.</u>

Lockouts 36 Total Time: 8 Hrs. 39 Mins. Total Service Time  
(Inc. Lockouts)

TOTAL NO. RUNS 2,523

559 Hrs. 31 Min.

Water Emerg.

(Pump Jobs) 3 Time 5 Hrs. 03 Mins. Total Pump Time  
(Fire) 185 Hrs. 07 Min.

<u>Feet of Hose Used &amp; No. Lines Laid</u>	<u>Deck Guns</u>	<u>Time Lost</u> (Actual Days)
---	------------------	-----------------------------------

3 " ..	<u>31,250 Ft.</u>	<u>157 No. Lines</u>
2½" ..	<u>20,300 Ft.</u>	<u>98 No. Lines</u>
1½" ..	<u>54,450 Ft.</u>	<u>284 No. Lines</u>
3/4" ..	<u>90,900 Ft.</u>	<u>303 No. Lines</u>

<u>4</u>	Item A	<u>52</u>
	Item B	<u>0</u>
	Item C	<u>3</u>
	Item D	<u>1</u>
	Item E	<u>63</u>
	Item F	<u>67</u>

TOTAL 196,900 Ft. 842 No. Lines

### EXTRA HOURS OF DUTY

Hydrants 5 Hrs., 35 Min.

Multiple Alarms 0

Other Emergencies 140 Hrs.

Manpower Callback 101 Hrs.

Vacation Callback 0

Military Leave	<u>0</u>
Other Leave	<u>2</u>

Total..... 188

Injuries..... 517

Grand Total.. 705

Remarks:

  
Commanding Officer

# PROVIDENCE FIRE DEPARTMENT

## COMPANY ACTIVITIES FOR THE YEAR 1974

ENGINE CO. 11

BATTALION NO. 2

### RUNS FOR YEAR

	<u>CODE RED</u>	<u>CODE BLUE</u>	<u>CODE YELLOW</u> (No Service)	<u>CODE YELLOW</u> (W/Service)
Box Alarms.....	<u>110</u>	<u>1211</u>	<u>160</u>	<u>197</u>
Still Box Alarms...	<u>156</u>	<u>78</u>	<u>30</u>	<u>234</u>
Still Alarms ....	<u>19</u>	<u>76</u>	<u>16</u>	<u>254</u>
Special Signals....	<u>3</u>	<u>0</u>	<u>0</u>	<u>0</u>
TOTALS.....	<u>288</u>	<u>1,365</u>	<u>206</u>	<u>685</u>

SERVICE TIME.. 301 Hrs. 57 Hrs. 23 Hrs. 158 Hrs.  
58 Min. 19 Min. 24 Min. 22 Min.

Lockouts 14 Total Time: 3 Hrs. 30 Mins. Total Service Time  
 (Inc. Lockouts)

TOTAL NO. RUNS 2,544 544 Hrs. 33 Min.


Water Emerg.  
 (Pump Jobs) 18 Time 12 Hrs. 42 Mins. Total Pump Time  
 (Fire) 208 Hrs. 56 Min.

<u>Feet of Hose Used &amp; No. Lines Laid</u>	<u>Deck Guns</u>	<u>Time Lost</u> (Actual Days)
3 " ... <u>20,000</u> Ft. <u>84</u> No. Lines	<u>0</u>	Item A <u>44</u>
2½" ... <u>13,800</u> Ft. <u>65</u> No. Lines		Item B <u>0</u>
1½" ... <u>59,200</u> Ft. <u>342</u> No. Lines		Item C <u>0</u>
¾" ... <u>86,500</u> Ft. <u>289</u> No. Lines		Item D <u>2</u>
		Item E <u>43</u>
		Item F <u>55</u>
TOTAL <u>180,300</u> Ft. <u>780</u> No. Lines		

### EXTRA HOURS OF DUTY

Hydrants	<u>0</u>	Military Leave	<u>0</u>
Multiple Alarms	<u>0</u>	Other Leave	<u>0</u>
Other Emergencies	<u>118</u> Hrs.	Total.....	<u>144</u>
Manpower Callback	<u>54</u> Hrs.	Injuries.....	<u>521</u>
Vacation Callback		Grand Total..	<u>665</u>

Remarks:

  
 \_\_\_\_\_  
 Commanding Officer

# P R O V I D E N C E   F I R E   D E P A R T M E N T

## C O M P A N Y   A C T I V I T I E S   F O R   T H E   Y E A R   1 9 7 4

ENGINE CO. 12

BATTALION NO. 3

### R U N S   F O R   Y E A R

	<u>CODE RED</u>	<u>CODE BLUE</u>	<u>CODE YELLOW</u> (No Service)	<u>CODE YELLOW</u> (W/Service)
Box Alarms.....	<u>23</u>	<u>535</u>	<u>66</u>	<u>60</u>
Still Box Alarms...	<u>67</u>	<u>35</u>	<u>70</u>	<u>16</u>
Still Alarms .....	<u>70</u>	<u>76</u>	<u>216</u>	<u>289</u>
Special Signals....	<u>6</u>	<u>0</u>	<u>3</u>	<u>4</u>
TOTALS.....	<u>166</u>	<u>646</u>	<u>355</u>	<u>369</u>
SERVICE TIME..	<u>103</u> Hrs.	<u>55</u> Hrs.	<u>82</u> Hrs.	<u>121</u> Hrs.
	<u>57</u> Min.	<u>18</u> Min.	<u>29</u> Min	<u>46</u> Min.

Lockouts 35 Total Time: 4 Hrs. 50 Mins. Total Service Time  
(Inc. Lockouts)


TOTAL NO. RUNS 1,536 368 Hrs. 20 Min.

Water Emerg.  
(Pump Jobs) 21 Time 15 Hrs. 44 Mins. Total Pump Time  
(Fire) 98 Hrs. 30 Min.

<u>Feet of Hose Used &amp; No. Lines Laid</u>	<u>Deck Guns</u>	<u>Time Lost</u> (Actual Days)
3 " ... <u>4,950</u> Ft. <u>24</u> No. Lines	<u>1</u>	Item A <u>46</u>
2½" ... <u>3,500</u> Ft. <u>12</u> No. Lines		Item B <u>0</u>
1½" .. <u>28,150</u> Ft. <u>192</u> No. Lines		Item C <u>0</u>
¾" .. <u>37,250</u> Ft. <u>223</u> No. Lines		Item D <u>3</u>
		Item E <u>35</u>
		Item F <u>45</u>
TOTAL <u>73,850</u> Ft. <u>451</u> No. Lines		

<u>EXTRA HOURS OF DUTY</u>	<u>Military Leave</u>
Hydrants <u>0</u>	<u>0</u>
Multiple Alarms <u>0</u>	<u>0</u>
Other Emergencies <u>88</u> Hrs.	
Manpower Callback <u>20</u> Hrs.	Total..... <u>129</u>
Vacation Callback <u>24</u> Hrs.	Injuries..... <u>147</u>
	Grand Total.. <u>276</u>

Remarks:

  
Commanding Officer



# PROVIDENCE FIRE DEPARTMENT

## COMPANY ACTIVITIES FOR THE YEAR 1974

ENGINE CO. 13

BATTALION NO. 2

### RUNS FOR YEAR

	<u>CODE RED</u>	<u>CODE BLUE</u>	<u>CODE YELLOW</u> (No Service)	<u>CODE YELLOW</u> (W/Service)
Box Alarms.....	<u>50</u>	<u>649</u>	<u>66</u>	<u>55</u>
Still Box Alarms...	<u>82</u>	<u>17</u>	<u>136</u>	<u>17</u>
Still Alarms .....	<u>0</u>	<u>42</u>	<u>235</u>	<u>291</u>
Special Signals....	<u>15</u>	<u>0</u>	<u>0</u>	<u>7</u>
TOTALS.....	<u>147</u>	<u>708</u>	<u>437</u>	<u>370</u>

SERVICE TIME..	<u>152</u> Hrs.	<u>47</u> Hrs.	<u>101</u> Hrs.	<u>172</u> Hrs.
	<u>08</u> Min.	<u>07</u> Min.	<u>11</u> Min	<u>26</u> Min.

Lockouts 30 Total Time: 5 Hrs. 32 Mins. Total Service Time  
(Inc. Lockouts)

TOTAL NO. RUNS 1,662 478 Hrs. 24 Min.

Water Emerg.  
(Pump Jobs) 6 Time 12 Hrs. 16 Mins. Total Pump Time  
(Fire) 114 Hrs. 43 Min.

<u>Feet of Hose Used &amp; No. Lines Laid</u>	<u>Deck Guns</u>	<u>Time Lost</u> (Actual Days)
3 " ... <u>4,000</u> Ft. <u>19</u> No. Lines	<u>0</u>	Item A <u>40</u>
2½" ... <u>5,200</u> Ft. <u>30</u> No. Lines		Item B <u>0</u>
1½" ... <u>47,750</u> Ft. <u>398</u> No. Lines		Item C <u>2</u>
¾" ... <u>0</u> Ft. <u>0</u> No. Lines		Item D <u>0</u>
		Item E <u>22</u>
		Item F <u>48</u>
TOTAL <u>56,950</u> Ft. <u>447</u> No. Lines		

### EXTRA HOURS OF DUTY

Hydrants 0

Multiple Alarms 0

Other Emergencies 166 Hrs.

Manpower Callback 14 Hrs.

Vacation Callback 28 Hrs.

Military Leave	<u>0</u>
Other Leave	<u>0</u>
Total.....	<u>112</u>
Injuries.....	<u>166</u>
Grand Total..	<u>278</u>

Remarks:

Edward J. Magli  
Commanding Officer

# PROVIDENCE FIRE DEPARTMENT

## COMPANY ACTIVITIES FOR THE YEAR 1974

ENGINE CO. 14

BATTALION NO. 2

### RUNS FOR YEAR

	<u>CODE RED</u>	<u>CODE BLUE</u>	<u>CODE YELLOW (No Service)</u>	<u>CODE YELLOW (W/Service)</u>
Box Alarms.....	<u>53</u>	<u>644</u>	<u>144</u>	<u>49</u>
Still Box Alarms...	<u>82</u>	<u>88</u>	<u>195</u>	<u>16</u>
Still Alarms .....	<u>4</u>	<u>40</u>	<u>116</u>	<u>221</u>
Special Signals....	<u>18</u>	<u>0</u>	<u>6</u>	<u>4</u>
TOTALS.....	<u>157</u>	<u>772</u>	<u>461</u>	<u>290</u>
SERVICE TIME..	<u>153 Hrs.</u>	<u>51 Hrs.</u>	<u>92 Hrs.</u>	<u>78 Hrs.</u>
	<u>31 Min.</u>	<u>02 Min.</u>	<u>15 Min</u>	<u>46 Min.</u>

Lockouts 19 Total Time: 3 Hrs. 21 Mins. Total Service Time  
(Inc. Lockouts)

TOTAL NO. RUNS 1,680 378 Hrs. 55 Min.

Water Emerg.  
(Pump Jobs) 14 Time 4 Hrs. 32 Mins. Total Pump Time  
(Fire) 78 Hrs. 06 Min.

<u>Feet of Hose Used &amp; No. Lines Laid</u>	<u>Deck Guns</u>	<u>Time Lost (Actual Days)</u>
3 " .. <u>7,800</u> Ft. <u>34</u> No. Lines	<u>7</u>	Item A <u>11</u>
2½" .. <u>6,800</u> Ft. <u>28</u> No. Lines		Item B <u>0</u>
1½" .. <u>26,600</u> Ft. <u>19</u> No. Lines		Item C <u>3</u>
3/4" .. <u>13,800</u> Ft. <u>148</u> No. Lines		Item D <u>1</u>
		Item E <u>36</u>
		Item F <u>0</u>
TOTAL <u>56,050</u> Ft. <u>229</u> No. Lines		

### EXTRA HOURS OF DUTY

Hydrants 20 Hrs.

Multiple Alarms 11 Hrs., 40 Min.

Other Emergencies 105 Hrs., 20 Min.

Manpower Callback 66 Hrs.

Vacation Callback 56 Hrs.

Military Leave 6

Other Leave 0

Total..... 57

Injuries..... 163

Grand Total.. 220

Remarks:

*E. F. Gilchrist Jr.*  
Commanding Officer

# PROVIDENCE FIRE DEPARTMENT

## COMPANY ACTIVITIES FOR THE YEAR 1974

ENGINE CO. 15

BATTALION NO. 2

### RUNS FOR YEAR

	<u>CODE RED</u>	<u>CODE BLUE</u>	<u>CODE YELLOW (No Service)</u>	<u>CODE YELLOW (W/Service)</u>
Box Alarms.....	<u>27</u>	<u>702</u>	<u>92</u>	<u>142</u>
Still Box Alarms...	<u>40</u>	<u>26</u>	<u>68</u>	<u>30</u>
Still Alarms ....	<u>1</u>	<u>54</u>	<u>180</u>	<u>212</u>
Special Signals....	<u>10</u>	<u>0</u>	<u>3</u>	<u>1</u>
TOTALS.....	<u>78</u>	<u>782</u>	<u>343</u>	<u>385</u>

SERVICE TIME.. 90 Hrs. 57 Hrs. 83 Hrs. 140 Hrs.  
27 Min. 33 Min. 01 Min 19 Min.

Lockouts 28 Total Time: 6 Hrs. 58 Mins. Total Service Time  
 (Inc. Lockouts)

TOTAL NO. RUNS 1,588 378 Hrs. 18 Min.

Water Emerg.  
 (Pump Jobs) 6 Time 6 Hrs. 42 Mins. Total Pump Time  
 (Fire) 99 Hrs. 12 Min.

Feet of Hose Used & No. Lines Laid Deck Guns Time Lost  
(Actual Days)

3 " ... 4,950 Ft. 22 No. Lines  
 2½" ... 6,550 Ft. 23 No. Lines  
 1½" .. 19,600 Ft. 145 No. Lines  
 ¾" .. 37,950 Ft. 269 No. Lines

<u>0</u>	Item A	<u>23</u>
	Item B	<u>0</u>
	Item C	<u>3</u>
	Item D	<u>2</u>
	Item E	<u>33</u>
	Item F	<u>39</u>

TOTAL 69,050 Ft. 459 No. Lines

### EXTRA HOURS OF DUTY

Hydrants 6 Hrs., 20 Min.

Multiple Alarms 0

Other Emergencies 109 Hrs., 22 Min.

Manpower Callback 23 Hrs.

Vacation Callback 48 Hrs.

Military Leave 0  
 Other Leave 0

Total..... 100

Injuries..... 34

Grand Total.. 134

Remarks:

Robert F. Santolucito  
 Commanding Officer

# PROVIDENCE FIRE DEPARTMENT

## COMPANY ACTIVITIES FOR THE YEAR 19

LADDER CO. 1

BATTALION NO. 1

### RUNS FOR YEAR

	<u>CODE RED</u>	<u>CODE BLUE</u>	<u>CODE YELLOW</u> (No Service)	<u>CODE YELLOW</u> (W/Service)
Box Alarms.....	<u>86</u>	<u>161</u>	<u>100</u>	<u>2</u>
Still Box Alarms..	<u>144</u>	<u>55</u>	<u>161</u>	<u>6</u>
Still Alarms.....	<u>1</u>	<u>6</u>	<u>13</u>	<u>3</u>
Special Signals...	<u>42</u>	<u>0</u>	<u>9</u>	<u>1</u>
TOTALS.....	<u>273</u>	<u>222</u>	<u>283</u>	<u>12</u>
SERVICE TIME...	<u>105 Hrs.</u>	<u>11 Hrs.</u>	<u>15 Hrs.</u>	<u>4 Hrs.</u>
	<u>23 Min.</u>	<u>32 Min.</u>	<u>16 Min.</u>	<u>52 Min.</u>

Lockouts: 18 Total Time 4 Hrs. 51 Min. Total Service Time  
(Inc. Lockouts)

TOTAL NO. RUNS 790 366 Hrs. 28 Min.

<u>Feet of Ladders Used</u>	<u>Ladder Pipes Used</u>	<u>Time Lost (Actual Days)</u>
Aerial.....(77).... <u>7,655</u>	<u>18</u>	Item A <u>0</u>
Extension..(124).... <u>2,935</u>		Item B <u>0</u>
Straight....(28).... <u>246</u>		Item C <u>3</u>
Roof.....(21).... <u>364</u>		Item D <u>2</u>
Total Feet Used <u>11,200</u>		Item E <u>48</u>
		Item F <u>62</u>

### EXTRA HOURS OF DUTY

Hydrants 0

Multiple Alarms 0

Other Emergencies 0

Manpower Callback 0

Vacation Callback 28 Hrs.


Military Leave 13

Other Leave.... 0

Total 128

Injuries 190

Grand Total: 318

  
COMMANDING OFFICER

Remarks:

# PROVIDENCE FIRE DEPARTMENT

## COMPANY ACTIVITIES FOR THE YEAR 19

LADDER CO. 2

BATTALION NO. 2

### RUNS FOR YEAR

	CODE RED	CODE BLUE	CODE YELLOW (No Service)	CODE YELLOW (W/Service)
Box Alarms.....	<u>58</u>	<u>70</u>	<u>58</u>	<u>0</u>
Still Box Alarms..	<u>161</u>	<u>54</u>	<u>153</u>	<u>7</u>
Still Alarms.....	<u>0</u>	<u>0</u>	<u>13</u>	<u>1</u>
Special Signals...	<u>22</u>	<u>2</u>	<u>5</u>	<u>6</u>
TOTALS.....	<u>241</u>	<u>126</u>	<u>229</u>	<u>14</u>
SERVICE TIME...	<u>246 Hrs.</u>	<u>9 Hrs.</u>	<u>8 Hrs.</u>	<u>32 Hrs.</u>
	<u>52 Min.</u>	<u>43 Min.</u>	<u>18 Min.</u>	<u>11 Min.</u>

Lockouts: 30 Total Time 5 Hrs. 35 Min. Total Service Time  
(Inc. Lockouts)

TOTAL NO. RUNS 612

304 Hrs. 52 Min.

Feet of Ladders Used	Ladder Pipes Used	Time Lost (Actual Days)
Aerial.....(55).... <u>4,665</u>	<u>7</u>	Item A <u>28</u>
Extension..(111).... <u>2,288</u>		Item B <u>0</u>
Straight....(61).... <u>1,053</u>		Item C <u>5</u>
Roof.....(17).... <u>284</u>		Item D <u>3</u>
Total Feet Used <u>8,290</u>		Item E <u>17</u>
		Item F <u>49</u>

### EXTRA HOURS OF DUTY

Hydrants 6 Hrs.

Multiple Alarms 0

Other Emergencies 120 Hrs., 44 Min.

Manpower Callback 36 Hrs.

Vacation Callback 70 Hrs.

Military Leave 8

Other Leave.... 0

Total 110

Injuries 102

Grand Total: 212

*Frederick C. Conway*  
COMMANDING OFFICER

Remarks:

# PROVIDENCE FIRE DEPARTMENT

## COMPANY ACTIVITIES FOR THE YEAR 19

LADDER CO. 3

BATTALION NO. 3

### RUNS FOR YEAR

	<u>CODE RED</u>	<u>CODE BLUE</u>	<u>CODE YELLOW</u> (No Service)	<u>CODE YELLOW</u> (W/Service)
Box Alarms.....	<u>26</u>	<u>50</u>	<u>32</u>	<u>10</u>
Still Box Alarms..	<u>55</u>	<u>31</u>	<u>51</u>	<u>38</u>
Still Alarms.....	<u>0</u>	<u>0</u>	<u>3</u>	<u>5</u>
Special Signals...	<u>8</u>	<u>0</u>	<u>0</u>	<u>6</u>
TOTALS.....	<u>89</u>	<u>81</u>	<u>86</u>	<u>59</u>

SERVICE TIME...	<u>96</u> Hrs.	<u>12</u> Hrs.	<u>9</u> Hrs.	<u>28</u> Hrs.
	<u>50</u> Min.	<u>46</u> Min.	<u>14</u> Min.	<u>24</u> Min.

Lockouts: 20 Total Time 5 Hrs. 0 Min. Total Service Time  
(Inc. Lockouts)

TOTAL NO. RUNS 316 153 Hrs. 14 Min.

<u>Feet of Ladders Used</u>	<u>Ladder Pipes Used</u>	<u>Time Lost (Actual Days)</u>
Aerial.....(19)..... <u>1,615</u>	<u>5</u>	Item A <u>41</u>
Extension...(35)..... <u>767</u>		Item B <u>0</u>
Straight...(34)..... <u>654</u>		Item C <u>0</u>
Roof.....(8)..... <u>138</u>		Item D <u>5</u>
Total Feet Used <u>3,174</u>		Item E <u>27</u>
		Item F <u>38</u>

### EXTRA HOURS OF DUTY

Hydrants	<u>20 Hrs., 10 Min.</u>	Military Leave	<u>8</u>
Multiple Alarms	<u>0</u>	Other Leave....	<u>7</u>
Other Emergencies	<u>104 Hrs.</u>	Total	<u>126</u>
Manpower Callback	<u>28 Hrs.</u>	Injuries	<u>126</u>
Vacation Callback	<u>56 Hrs.</u>	Grand Total:	<u>252</u>

Remarks:

  
COMMANDING OFFICER

# PROVIDENCE FIRE DEPARTMENT

## COMPANY ACTIVITIES FOR THE YEAR 19

LADDER CO. 4

BATTALION NO. 3

### RUNS FOR YEAR

	CODE RED	CODE BLUE	CODE YELLOW (No Service)	CODE YELLOW (W/Service)
Box Alarms.....	<u>24</u>	<u>84</u>	<u>48</u>	<u>2</u>
Still Box Alarms..	<u>54</u>	<u>23</u>	<u>52</u>	<u>5</u>
Still Alarms.....	<u>0</u>	<u>0</u>	<u>5</u>	<u>4</u>
Special Signals...	<u>18</u>	<u>1</u>	<u>4</u>	<u>1</u>
TOTALS.....	<u>96</u>	<u>108</u>	<u>109</u>	<u>12</u>
SERVICE TIME...	<u>117 Hrs.</u>	<u>16 Hrs.</u>	<u>30 Hrs.</u>	<u>4 Hrs.</u>
	<u>09 Min.</u>	<u>08 Min.</u>	<u>47 Min.</u>	<u>08 Min.</u>

Lockouts: 0 Total Time 0 Hrs. 0 Min. Total Service Time  
(Inc. Lockouts)

TOTAL NO. RUNS 325

168 Hrs. 12 Min.

Feet of Ladders Used	Ladder Pipes Used	Time Lost (Actual Days)
Aerial.....(34)..... <u>3,400</u>	<u>6</u>	Item A <u>45</u>
Extension...(43)..... <u>1,059</u>		Item B <u>0</u>
Straight...(34)..... <u>499</u>		Item C <u>3</u>
Roof.....(10)..... <u>186</u>		Item D <u>1</u>
Total Feet Used <u>5,144</u>		Item E <u>47</u>
		Item F <u>63</u>

### EXTRA HOURS OF DUTY

Hydrants	<u>0</u>
Multiple Alarms	<u>0</u>
Other Emergencies	<u>152 Hrs., 30 Min.</u>
Manpower Callback	<u>80 Hrs., 30 Min.</u>
Vacation Callback	<u>42 Hrs.</u>

Military Leave	<u>8</u>
Other Leave....	<u>0</u>
Total	<u>167</u>
Injuries	<u>162</u>
Grand Total:	<u>329</u>

Remarks:

*Capt. James J. McAllister*  
COMMANDING OFFICER

# P R O V I D E N C E   F I R E   D E P A R T M E N T

## C O M P A N Y   A C T I V I T I E S   F O R   T H E   Y E A R   1 9 7 4

LADDER CO. 5

BATTALION NO. 2

### R U N S   F O R   Y E A R

	<u>CODE RED</u>	<u>CODE BLUE</u>	<u>CODE YELLOW</u> (No Service)	<u>CODE YELLOW</u> (W/Service)
Box Alarms.....	<u>88</u>	<u>87</u>	<u>86</u>	<u>5</u>
Still Box Alarms..	<u>198</u>	<u>56</u>	<u>242</u>	<u>9</u>
Still Alarms.....	<u>0</u>	<u>1</u>	<u>21</u>	<u>4</u>
Special Signals...	<u>10</u>	<u>0</u>	<u>0</u>	<u>16</u>
TOTALS.....	<u>296</u>	<u>144</u>	<u>349</u>	<u>34</u>
SERVICE TIME...	<u>309 Hrs.</u>	<u>9 Hrs.</u>	<u>48 Hrs.</u>	<u>17 Hrs.</u>
	<u>02 Min.</u>	<u>45 Min.</u>	<u>19 Min.</u>	<u>50 Min.</u>

Lockouts: 45 Total Time 17 Hrs. 30 Min. Total Service Time  
(Inc. Lockouts)

TOTAL NO. RUNS 823 406 Hrs. 36 Min.

<u>Feet of Ladders Used</u>	<u>Ladder Pipes Used</u>	<u>Time Lost (Actual Days)</u>
Aerial.....(150)..... <u>12,745</u>	<u>23</u>	Item A <u>25</u>
Extension.....(220)..... <u>5,013</u>		Item B <u>0</u>
Straight.....(32)..... <u>260</u>		Item C <u>0</u>
Roof.....(65)..... <u>1,142</u>		Item D <u>2</u>
Total Feet Used <u>19,160</u>		Item E <u>30</u>
		Item F <u>70</u>

### EXTRA HOURS OF DUTY

Hydrants 5 Hrs., 15 Min.

Multiple Alarms 0

Other Emergencies 178 Hrs.

Manpower Callback 79 Hrs.

Vacation Callback 0

Military Leave 0

Other Leave.... 0

Total 127

Injuries 213

Grand Total: 340

Remarks:

*[Signature]*  
COMANDING OFFICER



PROVIDENCE FIRE DEPARTMENT

COMPANY ACTIVITIES FOR THE YEAR 19

LADDER CO. 6

BATTALION NO. 2

RUNS FOR YEAR

	<u>CODE RED</u>	<u>CODE BLUE</u>	<u>CODE YELLOW</u> (No Service)	<u>CODE YELLOW</u> (W/Service)
Box Alarms.....	<u>89</u>	<u>104</u>	<u>32</u>	<u>2</u>
Still Box Alarms..	<u>153</u>	<u>52</u>	<u>37</u>	<u>12</u>
Still Alarms.....	<u>12</u>	<u>0</u>	<u>0</u>	<u>0</u>
Special Signals...	<u>19</u>	<u>0</u>	<u>0</u>	<u>1</u>
TOTALS.....	<u>273</u>	<u>156</u>	<u>69</u>	<u>15</u>
SERVICE TIME...	<u>185 Hrs.</u>	<u>15 Hrs.</u>	<u>3 Hrs.</u>	<u>1 Hrs.</u>
	<u>37 Min.</u>	<u>6 Min.</u>	<u>15 Min.</u>	<u>8 Min.</u>

Lockouts: 30 Total Time 6 Hrs. 57 Min. Total Service Time  
(Inc. Lockouts)

TOTAL NO. RUNS 513

212 Hrs. 03 Min.

<u>Feet of Ladders Used</u>	<u>Ladder Pipes Used</u>	<u>Time Lost (Actual Days)</u>
Aerial.....(35).... <u>2,390</u>	<u>2</u>	Item A <u>26</u>
Extension...(71).... <u>1,628</u>		Item B <u>0</u>
Straight....(27).... <u>310</u>		Item C <u>2</u>
Roof.....(31).... <u>550</u>		Item D <u>2</u>
Total Feet Used <u>4,878</u>		Item E <u>20</u>
		Item F <u>48</u>

EXTRA HOURS OF DUTY

Hydrants 19 Hrs., 05 Min.

Multiple Alarms 0

Other Emergencies 146 Hrs., 46 Min.

Manpower Callback 76 Hrs.

Vacation Callback 66 Hrs.

Military Leave 0

Other Leave.... 0

Total 98

Injuries 384

Grand Total: 482

Remarks:

John F. Quinn  
COMMANDING OFFICER

PROVIDENCE FIRE DEPARTMENT

COMPANY ACTIVITIES FOR THE YEAR 1974

LADDER CO. 7

BATTALION NO. 3

RUNS FOR YEAR

	<u>CODE RED</u>	<u>CODE BLUE</u>	<u>CODE YELLOW</u> <u>(No Service)</u>	<u>CODE YELLOW</u> <u>(W/Service)</u>
Box Alarms.....	<u>26</u>	<u>101</u>	<u>20</u>	<u>1</u>
Still Box Alarms..	<u>58</u>	<u>40</u>	<u>55</u>	<u>1</u>
Still Alarms.....	<u>0</u>	<u>0</u>	<u>8</u>	<u>0</u>
Special Signals...	<u>9</u>	<u>0</u>	<u>0</u>	<u>0</u>
TOTALS.....	<u>93</u>	<u>141</u>	<u>83</u>	<u>2</u>
SERVICE TIME...	<u>93 Hrs.</u>	<u>16 Hrs.</u>	<u>15 Hrs.</u>	<u>0 Hrs.</u>
	<u>42 Min.</u>	<u>53 Min.</u>	<u>33 Min.</u>	<u>37 Min.</u>

Lockouts: 8 Total Time 1 Hrs. 37 Min. Total Service Time  
(Inc. Lockouts)

TOTAL NO. RUNS 319 128 Hrs. 22 Min.

<u>Feet of Ladders Used</u>	<u>Ladder Pipes Used</u>	<u>Time Lost (Actual Days)</u>
Aerial.....(21)..... <u>1,980</u>	<u>3</u>	Item A <u>29</u>
Extension...(34)..... <u>901</u>		Item B <u>3</u>
Straight...(17)..... <u>314</u>		Item C <u>1</u>
Roof.....(6)..... <u>102</u>		Item D <u>1</u>
Total Feet Used <u>3,297</u>		Item E <u>31</u>
		Item F <u>26</u>

EXTRA HOURS OF DUTY

Hydrants	<u>0</u>
Multiple Alarms	<u>0</u>
Other Emergencies	<u>0</u>
Manpower Callback	<u>14 Hrs.</u>
Vacation Callback	<u>14 Hrs.</u>

Military Leave	<u>0</u>
Other Leave....	<u>4</u>
Total	<u>95</u>
Injuries	<u>27</u>
Grand Total:	<u>122</u>

Remarks:

Joseph Carr  
COMMANDING OFFICER

# PROVIDENCE FIRE DEPARTMENT

## COMPANY ACTIVITIES FOR THE YEAR 19

LADDER CO. 8

BATTALION NO. 3

### RUNS FOR YEAR

	CODE RED	CODE BLUE	CODE YELLOW (No Service)	CODE YELLOW (W/Service)
Box Alarms.....	38	19	59	0
Still Box Alarms..	67	20	72	1
Still Alarms.....	0	1	6	5
Special Signals...	23	0	0	1
TOTALS.....	128	40	137	7
SERVICE TIME...	124 Hrs.	4 Hrs.	23 Hrs.	3 Hrs.
	04 Min.	08 Min.	05 Min.	17 Min.

Lockouts: 14 Total Time 3 Hrs. 30 Min. Total Service Time  
(Inc. Lockouts)

TOTAL NO. RUNS 312 158 Hrs. 04 Min.

Feet of Ladders Used	Ladder Pipes Used	Time Lost (Actual Days)
Aerial.....(28)..... 2,500	8	Item A 0
Extension.(58)..... 1,536		Item B 0
Straight..... 0		Item C 2
Roof.....(10)..... 140		Item D 1
Total Feet Used 4,176		Item E 35
		Item F 55

### EXTRA HOURS OF DUTY

Hydrants 6 Hrs., 15 Min.

Multiple Alarms 0

Other Emergencies 122 Hrs., 50 Min.

Manpower Callback 25 Hrs.

Vacation Callback 52 Hrs.

Military Leave 8

Other Leave.... 0

Total 101

Injuries 21

Grand Total: 122

Remarks:

*James M. Mearns*  
COMMANDING OFFICER

PROVIDENCE FIRE DEPARTMENT

RESCUE COMPANY ACTIVITIES FOR THE YEAR 19 74

RESCUE COMPANY No. 1

BATTALION No. 2

Box Alarms.....	<u>0</u>
Still Boxes.....	<u>2</u>
Stills.....	<u>4012</u>
Specials Signals.....	<u>79</u>
Multiple Alarms.....	<u>2</u>
Out of City Calls.....	<u>5</u>
False.....	<u>71</u>
Total Alarms.....	<u>4171</u>

TRANSPORTED BY RESCUE

	Women & Infants Hosp.		
Rhode Island.....	<u>1290</u>	Lying-In.....	<u>37</u>
Roger Williams.....	<u>135</u>	U.S.V.A.....	<u>26</u>
St. Joseph's.....	<u>912</u>	Cranston General..	<u>9</u>
Miriam.....	<u>94</u>	Other.....	<u>6</u>
		Total.....	<u>2783</u>

Transported by Ambulance.....	<u>306</u>	Boat Used.....	<u>8</u>
First Aid Rendered.....	<u>1867</u>	Elevator Accidents.....	<u>6</u>
Oxygen Administered.....	<u>133</u>	Ammonia Leaks.....	<u>0</u>
D. O. A. ....	<u>110</u>	Refrigerator Leaks.....	<u>2</u>
Auto Accidents.....	<u>367</u>	Generac Used.....	<u>1</u>
Maternity Cases.....	<u>11</u>	Other.....	<u>0</u>

TIME LOST (DAYS)

DRILL TIME..... 860 Hrs.

Item "A".....	<u>21</u>	EXTRA HOURS	
Item "B".....	<u>0</u>		
Item "C".....	<u>0</u>	Multiple Alarms.....	<u>0</u>
Item "D".....	<u>0</u>	Manpower Callback.....	<u>9 Hrs.</u>
Item "E".....	<u>42</u>	Vacation Callback.....	<u>0</u>
Item "F".....	<u>25</u>	Other Emergencies.....	<u>0</u>
Military Leave.....	<u>0</u>		
Other.....	<u>0</u>	TOTAL SERVICE TIME	
Sub Total.....	<u>92</u>		
Injuries.....	<u>73</u>	Hrs <u>1160</u> Min. <u>43</u>	
Total.....	<u>162</u>		
Responded to Interstate Highways	<u>60</u>		

Commanding Officer

1st Lt.  
Rank

PROVIDENCE FIRE DEPARTMENT

RESCUE COMPANY ACTIVITIES FOR THE YEAR 19 74

RESCUE COMPANY No. 2

BATTALION No. 2

Box Alarms..... 0  
 Still Boxes..... 7  
 Stills..... 1178  
 Specials Signals..... 90  
 Multiple Alarms..... 3  
 Out of City Calls..... 8  
 False..... 83  
 Total Alarms..... 1579

TRANSPORTED BY RESCUE

	Women & Infants Hosp.	
Rhode Island.....	<u>256</u>	Lying-In..... <u>20</u>
Roger Williams.....	<u>57</u>	U.S.V.A..... <u>35</u>
St. Joseph's.....	<u>100</u>	Cranston General.. <u>0</u>
Miriam.....	<u>19</u>	Other..... <u>0</u>
	Total.....	<u>2,318</u>

Transported by Ambulance..... 530 Boat Used..... 0  
 First Aid Rendered..... 111 Elevator Accidents..... 2  
 Oxygen Administered..... 11 Ammonia Leaks..... 1  
 D. O. A. .... 111 Refrigerator Leaks..... 111  
 Auto Accidents..... 71 Generac Used..... 0  
 Maternity Cases..... 59 Other..... 0

TIME LOST

DRILL TIME..... 50 Hours

Item "A".....	<u>30</u>	EXTRA HOURS	
Item "B".....	<u>0</u>		
Item "C".....	<u>0</u>	Multiple Alarms.....	<u>0</u>
Item "D".....	<u>2</u>	Manpower Callback.....	<u>36</u>
Item "E".....	<u>9</u>	Vacation Callback.....	<u>0</u>
Item "F".....	<u>19</u>	Other Emergencies.....	<u>0</u>
Military Leave.....	<u>0</u>		
Other.....	<u>6</u>	TOTAL SERVICE TIME	<u>1637 Hrs 28 Mins.</u>
Sub Total.....	<u>66</u>		
Injuries.....	<u>36</u>	Days	<u>1</u> Hrs. <u>0</u> Min.
Total.....	<u>36</u>	Days	<u>1</u> Hrs. <u>0</u> Min.
Responded to Interstate Highways	<u>12</u>		

Lieut

*Raymond J. Label*  
 Commanding Officer

Rank

PROVIDENCE FIRE DEPARTMENT

RESCUE COMPANY ACTIVITIES FOR THE YEAR 19 74

RESCUE COMPANY No. 3

BATTALION No. 3

Box Alarms.....	<u>03</u>
Still Boxes.....	<u>01</u>
Stills.....	<u>3508</u>
Specials Signals.....	<u>55</u>
Multiple Alarms.....	<u>02</u>
Out of City Calls.....	<u>03</u>
False.....	<u>55</u>
Total Alarms.....	<u>3568</u>

TRANSPORTED BY RESCUE

	Women & Infants Hosp.
Rhode Island.....	<u>627</u> Lying-In..... <u>34</u>
Roger Williams.....	<u>917</u> U.S.V.A..... <u>19</u>
St. Joseph's.....	<u>116</u> Cranston General.. <u>03</u>
Miriam.....	<u>678</u> Other..... <u>03</u>
	Total..... <u>2104</u>

Transported by Ambulance.....	<u>223</u>	Boat Used.....	<u>03</u>
First Aid Rendered.....	<u>1773</u>	Elevator Accidents.....	<u>08</u>
Oxygen Administered.....	<u>253</u>	Ammonia Leaks.....	<u>00</u>
D. O. A. ....	<u>124</u>	Refrigerator Leaks.....	<u>04</u>
Auto Accidents.....	<u>149</u>	Generac Used.....	<u>05</u>
Maternity Cases.....	<u>20</u>	Other... P.M.R. Used	<u>54</u>
TIME LOST		DRILL TIME.....	<u>660</u>

Item "A".....	<u>29</u>	EXTRA HOURS	
Item "B".....	<u>00</u>		
Item "C".....	<u>02</u>	Multiple Alarms.....	<u>00</u>
Item "D".....	<u>00</u>	Manpower Callback.....	<u>20</u>
Item "E".....	<u>21</u>	Vacation Callback.....	<u>20</u>
Item "F".....	<u>24</u>	Other Emergencies.....	<u>16</u>
Military Leave.....	<u>00</u>		
Other.....	<u>00</u>	TOTAL SERVICE TIME	
Sub Total.....	<u>76</u>		
Injuries.....	<u>50</u>	<u>1371</u> Hrs. - <u>20</u> Min.	
Total.....	<u>116</u>		
Responded to Interstate Highways	<u>77</u>		

\_\_\_\_\_  
Commanding Officer

Res.  
Lieut.  
Rank