

CHAPTER 2015-2

**No. 21 AN ORDINANCE AMENDING A COMPENSATION PLAN FOR
THE PROVIDENCE SCHOOL DEPARTMENT AND
AMENDING ORDINANCE CHAPTER 2014-18, NO. 287,
APPROVED JUNE 12, 2014.**

Approved January 20, 2015
Be it ordained by the City of Providence:

2014-2015 ANNUAL SALARY RANGE

ASSISTANTS1

Group I	General Assistant	14.35 hr	
	30 hours per week		\$18,082
	35 hours per week		21,093
	40 hours per week		24,109
Group II	Teacher, Clerical or Security Assistant		
	14.35 1st Step		18,081 - 24,109
	14.90 2nd Step		18,790 - 25,054
	15.18 3rd Step		19,130 - 25,487
Group III	Teacher Assistant I, Clerical or Security Assistant		
	15.47 1st Step		19,485 - 25,980
	15.69 2nd Step		19,778 - 26,370
	16.00 3rd Step		20,162 - 26,886
Group IV	Teacher Assistant II, Clerical or Security Assistant		
	16.27 1st Step		20,503 - 27,337
	16.54 2nd Step		20,856 - 27,810
	16.79 3rd Step		21,167 - 28,213
Group V	Assistant Liaison		
	18.48 1st Step		23,297 - 31,061
	18.89 2nd Step		23,820 - 31,761
	19.33 3rd Step		24,360 - 32,480

CLERKS1

10 Month Group I	21,841 - 28,150
12 Month Group I	28,473 - 34,781
12 Month Group II	28,926 - 35,110
10 Month Group III	23,072 - 29,261
12 Month Group III	30,408 - 36,597
12 Month Group IV	31,893 - 38,083
12 Month Group V	33,389 - 39,564
12 Month Group VI	42,714 - 49,967

TEACHERS1

Step 1	38,872
Step 2	40,782
Step 3	42,966
Step 4	45,778
Step 5	49,491
Step 6	53,257
Step 7	56,758
Step 8	60,471
Step 9	63,760
Step 10	66,837
Step 11	69,489
Step 12	73,270
BA + 30	2,455
MA	2,855
MA + 30	3,257
Doctorate	3,657
National Board Certification	5,500

PRINCIPALS1

Principals	104,000 - 117,033
Potential Performance Award	3,000

ASSISTANT PRINCIPALS1

Assistant Principals	93,921 - 98,768
----------------------	-----------------

CERTIFIED ADMINISTRATORS1

Superintendent	191,283 - 207,679
Chief of Instruction, Leadership & Equity	127,557 - 144,952
<i>Executive Director of District Zone 1</i>	<i>118,821 - 127,557</i>
<i>Executive Director of District Zone 2</i>	<i>118,821 - 127,557</i>
<i>Executive Director of Federal Programs & Family Engagement</i>	<i>118,821 - 129,877</i>
Executive Director of Performance Management	118,821 - 127,557
<i>Executive Director, Curriculum, Instruction & Professional Learning</i>	<i>118,821 - 127,557</i>
<i>Executive Director of School Transformation</i>	<i>118,821 - 127,557</i>
Director of Career Technology	103,969 - 111,003
Director of CTE @ PCTA	103,969 - 111,003
<i>Director of Drop-Out Prevention and Recovery</i>	
Director of ELL	103,969 - 111,003
<i>Director of Multiple Pathways for Students</i>	<i>103,969 - 111,003</i>
Director of School Operations and Student Support	103,969 - 111,003
Director of School Support	103,969 - 111,003
Director of School Transformation	103,969 - 111,003
Director of Special Education	103,969 - 111,003
Director of Student Affairs	103,969 - 111,003
Director of Technology Integration	103,969 - 111,003
Health Service Administrator	101,845 - 108,879
Coordinator of Student Services Mount Pleasant	96,935 - 103,969
<i>Special Education Manager</i>	<i>96,935 - 103,969</i>
Supervisor of A-Venture Program	96,935 - 103,969
Supervisor of Community Transition Services	96,935 - 103,969
<i>Supervisor of Fine Arts, World Language & Advanced Academic</i>	<i>96,935 - 103,969</i>
<i>Supervisor of Math Initiatives</i>	<i>96,935 - 103,969</i>
<i>Supervisor of K-12 Literacy</i>	<i>96,935 - 103,969</i>
<i>Supervisor of Science Initiatives</i>	<i>96,935 - 103,969</i>
Supervisor of Special Education	96,935 - 103,969

Supervisor of Scheduling, Guidance, College/ Career Readiness & Student Supports	96,935 -	103,969
---	----------	---------

NON-CERTIFIED ADMINISTRATORS1

Chief of Administration	127,557 -	154,500
Business Manager / School Controller	127,557 -	144,952
Chief Operating Officer	127,557 -	144,952
Senior Executive Director of Human Resources & Labor Relations	113,642 -	129,877
Executive Director of Partnership & Development	113,642 -	127,557
Senior Information Officer	98,374 -	111,491
Administrator of Human Resources	93,444 -	104,914
Director of Communications	86,623 -	98,654
<i>Director of Family and Community Engagement</i>	86,623 -	98,654
<i>Director of Research, Planning and Accountability</i>	86,623 -	98,654
<i>Director of Strategic Partnerships</i>	86,623 -	98,654
Director of Student Placement	86,623 -	98,654
<i>Director of Grant Funding</i>	81,979 -	98,654
Program Manager - Operations	85,181 -	95,481
Senior Budget Officer	79,460 -	92,704
<i>Facilitator of Family and Community Engagement</i>	75,073 -	87,586
Administrator of HRIS/Records	65,583 -	76,514
Expediter of Purchasing and Supplies	68,848 -	78,621
Plant Operations Coordinator	65,213 -	74,805
Plant Maintenance Coordinator	65,213 -	74,805
Supervisor of Payroll and Personnel Related Records	57,933 -	72,342
Supervisor of Transportation	58,509 -	70,494
Budget Officer	54,771 -	66,306
<i>Supervisor of Food Services</i>	57,934 -	70,459
Support Services Administrator	43,886 -	54,963
Community Ombudsman for Central Registration	38,819 -	49,119
<i>Career and Technical Education Program Coordinator</i>	42,436 -	47,741


OTHER POSITIONS1



Administrative Assistant	35,745 -	39,649
<i>Assessment Coordinator for College & Career Readiness</i>	55,167 -	68,959
<i>Assessment Coordinator for Literacy & Language</i>	55,167 -	68,959
<i>Assessment Specialist for Adequate Yearly Progress</i>		60,739
Assistant Human Resource Generalist	39,663 -	42,710
<i>Assistant to the Director of Grant Funding</i>	55,167 -	65,776
<i>Assistant to the Professional Learning Manager</i>	41,535 -	52,466
Budget Analyst I	42,379 -	48,339
Bus Monitor		20,788
Certified Occupational Therapy Assistant	24,832 -	41,640
Child Care Worker (School Year)	20.26/hr -	23.19/hr
Community Transition Liaison	37,570 -	43,181
Computer Management Specialist	57,708 -	66,779
Confidential Executive Assistant		50,147
<i>Creative Technology Specialist</i>	47,685 -	54,618
Crossing Guard		10,395
<i>Data Specialist</i>	60,471 -	74,263
Deputy Controller	68,959 -	79,568
Educational Technology Specialist	53,045 -	63,654
Employee Relations Lawyer	68,185 -	76,534
<i>Executive Assistant for My Learning Plan</i>		
Executive Assistant to the Superintendent	41,535 -	50,530
<i>Federal Programs Coordinator</i>	72,554 -	83,803
Fiscal Officer	42,855 -	55,099
Foreman		54,828
Grant Writer	60,154 -	72,187
<i>Grant Assistant/MLP Manager</i>		

Hearing Officer		53,045
Help Desk Analyst	29,576 -	41,406
Human Resource Generalist	48,499 -	55,550
Human Relations Specialist I	21,127 -	28,019
Human Relations Specialist II	22,534 -	31,013
Human Relations Specialist III	24,283 -	34,036
Human Relations Specialist IV	33,354 -	37,894
Human Resource Specialist	56,430 -	65,321
Job Coach	22,512 -	27,663
Lab Technician	18,658 -	22,736
Medicaid Specialist	49,663 -	55,622
Network Operations Facilitator	75,072 -	87,586
Non Certified Nurses		51,649
Occupational Therapist	43,042 -	72,176
<i>Parent Coordinator</i>		<i>35,000</i>
<i>Parent Engagement Specialist</i>	<i>36,735 -</i>	<i>38,993</i>
<i>Perkins Program Coordinator</i>	<i>60,000 -</i>	<i>67,500</i>
Physical Therapist	43,042 -	72,176
Placement Officer	39,708 -	42,710
<i>Professional Learning Manager</i>	<i>53,342 -</i>	<i>67,551</i>
<i>Public and Parent Information Specialist</i>	<i>43,003 -</i>	<i>55,360</i>
Public School Safety Service Officer		10,395
<i>Research Specialist</i>	<i>65,776 -</i>	<i>79,568</i>
ROTC Officer	49,137 -	57,157
Route Foreman	35,615 -	43,499
School Board Chairperson		4,635
School Board Member		3,500
School Lunch Aides		8.00/hr
Senior Placement Officer		39,015
Shower Matron	17,392 -	26,293
Social Coach	42,012 -	50,414
Student Registration and Data Specialist	49,908 -	56,048
Student Registration and Placement Analyst	46,463 -	53,705
Supervising Occupational Therapist	60,944 -	78,190
Technical Support Technician		70,661
Technology E-Mail Administrator	66,780 -	76,150
Technology Integration Specialist	68,959 -	79,568
Technology Service Coordinator	52,094 -	61,874
Translator	39,784 -	54,049
Water Safety Instructor	19,214 -	24,660


1 Reflects base salary.

Bold italicized print indicates non-local funding.

IN CITY COUNCIL
 DEC 08 2014
 FIRST READING
 READ AND PASSED

 CLERK
 ACTING

IN CITY
 COUNCIL
 JAN 15 2015
 FINAL READING
 READ AND PASSED

 PRESIDENT

 CLERK

I HEREBY APPROVE.


 Mayor
 Date: 1/20/15

Providence School Department Local Budget 2014-2015

Approved FY15 Budget ->		\$345,189,236	Projected Revenues		\$345,189,236
Supt's Gap		0			
<u>Budget Reductions / Additions</u>		<u>Revenue Changes</u>			
UCAP Rate Change & Enrollment (1)		(221,428)	Group Home Aid	(348,093)	
Charter School Enrollment (57)		(241,794)	Funding Formula	#####	
Davies & The Met Enrollment (37)		(139,046)			
Providence Public Building Authority Insurance		145,000			
Easy IEP Software		(23,000)			
Additional Busses 15 (125 to 140)		793,287			
Rate Increase 3% (293.81*3%) \$8.81 *140 *180 days		222,012			
Summer ESY Increases		9,250			
Other First Student Increases		44,641			
Communication's Contract		25,000			
Human Resource's OPM Overtime		(9,689)			
RIPTA Bus Passes B/C of Verification Process 80 passes		(49,600)			
CGSC to Study SAO & Registration (Brown Study FY12)		(25,000)			
Henry Barnard Tuition Increase		13,530			
Monitors 15 Salary & FICA		251,756			
3 Teachers @ Gilbert Stuart (Salary, FICA, and Retirement)		180,636			
1 Teacher RW (Salary, FICA, and Retirement)		60,212			
Breakage Adjustment		4,376			
Budget Additions		1,040,143	Revenue Increase		1,040,143

Proposed New Expenses	346,229,379	Proposed New Revenue	346,229,379
-----------------------	-------------	----------------------	-------------

Proposed Budget Gap	\$0
---------------------	-----

Compensation Ordinances Changes

Change funding for Director of Career Technology from 80% local to 100% local (Per RIDE)
(Delete Director of Drop-Out Prevention and Recovery and
add Director of Multiple Pathways for Students)
Move Supervisor of Community Transition Services from non
certified to certified
(Delete Executive Assistant to My Learning Plan and add
Assistant to the Professional Learning Manager)
(Delete Grant Assistant/MLP Manager and add
Professional Learning Manager)
Add Parent Coordinator 100% I3 grant funded
Parent Engagement Specialist MOA - 2010 created a low range
Add Perkins Program coordinator 100% Perkins Funded

Class Ordinance Changes (not mentioned above)

Add 15 Bus Monitors
Executive Zone Directors 60% non-local to 45% non-local (Per RIDE)
Added one math teacher to Roger Williams
Added three sixth grade teachers to G. Stuart
Added .5 CTE FTE's to Mt Pleasant and Hope (Perkins Funded) and
1 CTE FTE to PCTA (Perkins funded)