

City of Providence
STATE OF RHODE ISLAND AND PROVIDENCE PLANTATIONS

CHAPTER 2011-48

No. 530

AN ORDINANCE

making an Appropriation of Sixty Four Million One
Hundred Twenty Three Thousand Six Hundred Forty Three Dollars (64,123,643)
for the support of the Providence Water Supply Board for the Fiscal Year Ending
June 30, 2011.

Approved **November 22, 2011**

Be it ordained by the City of Providence:

Section 1. WATER SUPPLY BOARD OPERATING BUDGET 2010-2011

REVENUES:

Sale of Water	\$58,475,715
Interest	412,587
Mains & Services	468,101
Miscellaneous Revenue	896,450
Miscellaneous State Revenue	190,531
Water Quality Protection Fund	2,106,313
State Water Resources Board	<u>1,573,947</u>
TOTAL GROSS REVENUES	\$64,123,643

EXPENSES:

Salaries/ Fringes and Retirement	\$21,771,610
Services	6,476,464
Materials	1,614,764
Special Items	21,000
Equipment Outlays	3,000
Property Taxes	6,183,241
Unemployment Compensation	<u>16,489</u>
Sub-total Operational Expenses	\$36,086,568

RESTRICTED TRANSFERS:

Transfer from IFR-Labor	(\$998,154)
Transfer from IFR-Materials	(109,640)
Transfer from Revenue Reserve	(1,113,852)
Transfer to Capital	2,450,000
Transfer to Infrastructure Replacement	17,113,852
Transfer to Equipment Fund	600,000
Transfer to Insurance	1,777,062
Transfer to AMR/Meter Replacement	1,000,000
Transfer to Chemical/Sludge Fund	2,458,942
Transfer to Western Cranston	62,069
Transfer to Revenue Reserve	1,113,852
Transfer to Water Quality Protection Fund	2,106,313
Transfer to Water Resources Board	<u>1,573,947</u>
Total Transfers	\$28,034,391


TOTAL EXPENSE AND TRANSFERS **\$64,120,959**

SURPLUS/(DEFICIT) **\$2,684**

Section 2. This ordinance shall take effect retroactive to July 1, 2010.



**IN CITY COUNCIL
NOV 03 2011**

**FIRST READING
READ AND PASSED**


 **CLERK**

**IN CITY
COUNCIL
NOV 17 2011**

**FINAL READING
READ AND PASSED**

 **PRESIDENT**
 **ACTING CLERK**

I HEREBY APPROVE.

 **Mayor**
Date: 11/22/11

FY 2010 vs. FY 2011 Ordinances

Changes to Classification and Compensation Ordinances

Classification Ordinance:

1. Add (1) Manager of Engineering Customer Service
2. Add (1) Systems Analyst

Proposed Changes March 2011:

3. Add (2) Engineering Project Coordinator
4. Add (1) Engineering Aide III
5. Add (1) Senior Equipment Mechanic

Compensation Ordinance:

1. Change Deputy Dir. of T&D from M26 to M22

Summary of Providence Water's Budget for Fiscal Year 2010-2011

Overall

- ☐ Operating and Restricted budgets are balanced.
- ☐ Revenues are based on rates approved by the PUC on April 27, 2010.
- ☐ Even with approved increase Providence Water residential rates are still among the lowest in the State.
- ☐ Enterprise Fund with no impact on City Finances.

Revenues

- ☐ FY 2011 revenues are set based on rates approved by the PUC on April 27, 2010. Revenues are projected to increase approximately \$1.6 million or 3% over FY 2010.
- ☐ Miscellaneous revenues are based on 3 year average and are rounded up approximately \$200,000 to reflect what is approved by the PUC.

Restricted Transfers

- ☐ Restricted funds have been established by the PUC, the tax agreement or legislature and are based on amounts approved in Docket 4061.
- ☐ Restricted funds increased \$2 million or 9% over FY 2010. This is the result of our requested increases to the IFR Fund and the Revenue Reserve Fund approved by the PUC in DK 4061.

Expenses

- ☐ Salaries include the 2% contractual raise as per the union contract amendment of April 2011. Merit increases for any employees eligible for a step increase have also been included.
- ☐ Fringe Benefits are projected to increase approximately \$300,000 or 5% over FY 2010. Health Insurance rates are based on actual rates for fiscal year 2010 with an estimated increase of 10% and a small increase in union trust benefits.
- ☐ Retirement Contribution is based on the actuarial amount provided from the Buck report. This amount actually decreased \$200,000 from FY 2010.
- ☐ For Service and Materials each department was required to cut their budgets from the prior fiscal year. As a result of this effort, service and material expenses are projected to decrease from the prior fiscal year.
- ☐ Property taxes are based on FY 2010 actual bills with an estimated statutory limit of 4.5%. The exception is Scituate, which is based on the amount per the tax treaty with the Town of Scituate. Because of this treaty total Property Tax expense is projected to decrease \$200,000 from FY 2010.

Personnel

- ☐ There is no change in the number of maximum positions of 265 for the FY2011.