

**City of Providence**  
STATE OF RHODE ISLAND AND PROVIDENCE PLANTATIONS

**CHAPTER 2014-18**

No. 287     **AN ORDINANCE AMENDING A COMPENSATION PLAN FOR THE  
PROVIDENCE SCHOOL DEPARTMENT AND REPEALING ORDINANCE  
CHAPTER 2013-54, NO. 510, APPROVED NOVEMBER 18, 2013.**

Approved June 12, 2014

*Be it ordained by the City of Providence:*

2014-2015 ANNUAL SALARY RANGE

ASSISTANTS<sup>1</sup>

Group I	General Assistant	14.35	hr		
	30	hours per week		\$18,082	
	35	hours per week		21,093	
	40	hours per week		24,109	
Group II	Teacher, Clerical or Security Assistant				
	14.35	1st Step	18,081 -	24,109	
	14.90	2nd Step	18,790 -	25,054	
	15.18	3rd Step	19,130 -	25,487	
Group III	Teacher Assistant I, Clerical or Security Assistant				
	15.47	1st Step	19,485 -	25,980	
	15.69	2nd Step	19,778 -	26,370	
	16.00	3rd Step	20,162 -	26,886	
Group IV	Teacher Assistant II, Clerical or Security Assistant				
	16.27	1st Step	20,503 -	27,337	
	16.54	2nd Step	20,856 -	27,810	
	16.79	3rd Step	21,167 -	28,213	
Group V	Assistant Liaison				
	18.48	1st Step	23,297 -	31,061	
	18.89	2nd Step	23,820 -	31,761	
	19.33	3rd Step	24,360 -	32,480	

CLERKS<sup>1</sup>

10 Month Group I	21,841 -	28,150
12 Month Group I	28,473 -	34,781
12 Month Group II	28,926 -	35,110
10 Month Group III	23,072 -	29,261
12 Month Group III	30,408 -	36,597
12 Month Group IV	31,893 -	38,083
12 Month Group V	33,389 -	39,564
12 Month Group VI	42,714 -	49,967

## TEACHERS1

Step 1	38,872
Step 2	40,782
Step 3	42,966
Step 4	45,778
Step 5	49,491
Step 6	53,257
Step 7	56,758
Step 8	60,471
Step 9	63,760
Step 10	66,837
Step 11	69,489
Step 12	73,270

BA + 30	2,455
MA	2,855
MA + 30	3,257
Doctorate	3,657
National Board Certification	5,500

## PRINCIPALS1

Principals	104,000 -	117,033
Potential Performance Award		3,000

## ASSISTANT PRINCIPALS1

Assistant Principals	93,921 -	98,768
----------------------	----------	--------

## CERTIFIED ADMINISTRATORS1

Superintendent	191,283	-	207,679
Chief of Instruction, Leadership & Equity	127,557	-	144,952
<b>Executive Director of District Zone 1</b>	<b>118,821</b>	-	<b>127,557</b>
<b>Executive Director of District Zone 2</b>	<b>118,821</b>	-	<b>127,557</b>
<b>Executive Director of Federal Programs &amp; Family Engagement</b>	<b>118,821</b>	-	<b>129,877</b>
Executive Director of Performance Management	118,821	-	127,557
<b>Executive Director, Curriculum, Instruction &amp; Professional Learning</b>	<b>118,821</b>	-	<b>127,557</b>
<b>Executive Director of School Transformation</b>	<b>118,821</b>	-	<b>127,557</b>
<b>Director of Career Technology</b>	<b>103,969</b>	-	<b>111,003</b>
Director of CTE @ PCTA	103,969	-	111,003
<b>Director of Drop-Out Prevention and Recovery</b>	<b>103,969</b>	-	<b>111,003</b>
Director of ELL	103,969	-	111,003
Director of School Operations and Student Support	103,969	-	111,003
Director of School Support	103,969	-	111,003
Director of School Transformation	103,969	-	111,003
Director of Special Education	103,969	-	111,003
Director of Student Affair	103,969	-	111,003
Director of Technology Integration	103,969 -		111,003
Health Service Administrator	101,845 -		108,879
Coordinator of Student Services Mount Pleasant	96,935 -		103,969
<b>Special Education Manager</b>	<b>96,935 -</b>		<b>103,969</b>
Supervisor of A-Venture Program	96,935 -		103,969
<b>Supervisor of Fine Arts, World Language &amp; Advanced Academics</b>	<b>96,935 -</b>		<b>103,969</b>
<b>Supervisor of Math Initiatives</b>	<b>96,935 -</b>		<b>103,969</b>
<b>Supervisor of K-12 Literacy</b>	<b>96,935 -</b>		<b>103,969</b>
<b>Supervisor of Science Initiatives</b>	<b>96,935 -</b>		<b>103,969</b>
Supervisor of Special Education	96,935 -		103,969
Supervisor of Scheduling, Guidance, College / Career Readiness & Student Support	96,935 -		103,969

## NON-CERTIFIED ADMINISTRATORS1

Chief of Administration	127,557 -	154,500
Business Manager / School Controller	127,557 -	144,952
Chief Operating Officer	127,557 -	144,952
Senior Executive Director of Human Resources & Labor Relations	113,642 -	129,877
Executive Director of Partnership & Development	113,642 -	127,557
Senior Information Officer	98,374 -	111,491
Supervisor of Community Transition Services	96,935 -	103,969
Administrator of Human Resources	93,444 -	104,914
Director of Communications	86,623 -	98,654
<b>Director of Family and Community Engagement</b>	<b>86,623 -</b>	<b>98,654</b>
<b>Director of Research, Planning and Accountability</b>	<b>86,623 -</b>	<b>98,654</b>
<b>Director of Strategic Partnerships</b>	<b>86,623 -</b>	<b>98,654</b>
Director of Student Placement	86,623 -	98,654
<b>Director of Grant Funding</b>	<b>81,979 -</b>	<b>98,654</b>
Program Manager - Operations	85,181 -	95,481
Senior Budget Officer	79,460 -	92,704
<b>Facilitator of Family and Community Engagement</b>	<b>75,073 -</b>	<b>87,586</b>

Administrator of HRIS/Records	65,583 -	76,514
Expediter of Purchasing and Supplies	68,848 -	78,621
Plant Operations Coordinator	65,213 -	74,805
Plant Maintenance Coordinator	65,213 -	74,805
Supervisor of Payroll and Personnel Related Records	57,933 -	72,342
Supervisor of Transportation	58,509 -	70,494
Budget Officer	54,771 -	66,306
<b>Supervisor of Food Services</b>	<b>57,934 -</b>	<b>70,459</b>
Support Services Administrator	43,886 -	54,963
Community Ombudsman for Central Registration	38,819 -	49,119
<b>Career and Technical Education Program Coordinator</b>	<b>42,436 -</b>	<b>47,741</b>


## OTHER POSITIONS1



Administrative Assistant	35,745 -	39,649
<b>Assistant Director of Grant Funding</b>	<b>55,167 -</b>	<b>65,776</b>
<b>Assessment Coordinator for College &amp; Career Readiness</b>	<b>55,167 -</b>	<b>68,959</b>
<b>Assessment Coordinator for Literacy &amp; Language</b>	<b>55,167 -</b>	<b>68,959</b>
<b>Assessment Specialist for Adequate Yearly Progress</b>		<b>60,739</b>
Assistant Human Resource Generalist	39,663 -	42,710
Budget Analyst I	42,379 -	48,339
Bus Monitor		20,788
Certified Occupational Therapy Assistant	24,832 -	41,640
Child Care Worker (School Year)	20.26/hr -	23.19/hr
Community Transition Liaison	37,570 -	43,181
Computer Management Specialist	57,708 -	66,779
Confidential Executive Assistant		50,147
Creative Technology Specialist	47,685 -	54,618
Crossing Guard		10,395
<b>Data Specialist</b>	<b>60,471 -</b>	<b>74,263</b>
Deputy Controller	68,959 -	79,568
Educational Technology Specialist	53,045 -	63,654
Employee Relations Lawyer	68,185 -	76,534
<b>Executive Assistant for My Learning Plan</b>	<b>41,535 -</b>	<b>52,466</b>
Executive Assistant to the Superintendent	41,535 -	50,530
<b>Federal Programs Coordinator</b>	<b>72,554 -</b>	<b>83,803</b>
Fiscal Officer	42,855 -	55,099
Foreman		54,828
Grant Writer	60,154 -	72,187
<b>Grant Assistant / MLP Manager</b>	<b>53,342 -</b>	<b>67,551</b>
Hearing Officer		53,045
Help Desk Analyst	29,576 -	41,406

Human Resource Generalist	48,499 -	55,550
Human Relations Specialist I	21,127 -	28,019
Human Relations Specialist II	22,534 -	31,013
Human Relations Specialist III	24,283 -	34,036
Human Relations Specialist IV	33,354 -	37,894
Human Resource Specialist	56,430 -	65,321
Job Coach	22,512 -	27,663
Lab Technician	18,658 -	22,736
Medicaid Specialist	49,663 -	55,622
Network Operations Facilitator	75,072 -	87,586
Non Certified Nurses		51,649
Occupational Therapist	43,042 -	72,176
<b>Parent Engagement Specialist</b>		<b>36,735</b>
Physical Therapist	43,042 -	72,176
Placement Officer	39,708 -	42,710
<b>Public and Parent Information Specialist</b>	<b>43,003 -</b>	<b>55,360</b>
Public School Safety Service Officer		10,395
<b>Research Specialist</b>	<b>65,776 -</b>	<b>79,568</b>
ROTC Officer	49,137 -	57,157
Route Foreman	35,615 -	43,499
School Board Chairperson		4,635
School Board Member		3,500
School Lunch Aides		8.00/hr
Senior Placement Officer		39,015
Shower Matron	17,392 -	26,293
Social Coach	42,012 -	50,414
Student Registration and Data Specialist	49,908 -	56,048
Student Registration and Placement Analyst	46,463 -	53,705
Supervising Occupational Therapist	60,944 -	78,190
Technical Support Technician	70,661	
Technology E-Mail Administrator	66,780 -	76,150
Technology Integration Specialist	68,959 -	79,568
Technology Service Coordinator	52,094 -	61,874
Translator	39,784 -	54,049
Water Safety Instructor	19,214 -	24,660


1 Reflects base salary.

**Bold italicized print indicates non-local funding.**

IN CITY COUNCIL  
**JUN 05 2014**  
 FIRST READING  
 READ AND PASSED  
  
 CLERK  
**ACTING**

IN CITY  
 COUNCIL  
**JUN 09 2014**  
 FINAL READING  
 READ AND PASSED  
  
 PRESIDENT  
  
 CLERK  
**ACTING**

I HEREBY APPROVE.

  
 Mayor  
 Date: 6/12/14