

# ANNUAL REPORT

PROVIDENCE POLICE  
DEPARTMENT

1957

Honorable John B. Dunn  
Commissioner of Public Safety  
Police Headquarters  
Providence, Rhode Island

Dear Sir:

With the compilation of figures completed for the calender year of 1957, it is my pleasure to submit, for your inspection, the Annual Report of the Police Department.

Crime in the United States reached an all-time high for the calender year of 1956 and the latest published figures by the Federal Bureau of Investigation for the first six months of 1957 reveal an 8.4% increase over the established high. This increase nationally was brought about by a rise in all serious Part I offenses. Inspection of our figures will indicate that this was not true in Providence and that we experienced a decrease in the major crimes of Murder, Manslaughter, Rape, Robbery, Aggravated Assault and Larceny.

The intensive safety campaigns conducted by the Mayor's Traffic Committee, and this Department, have concretely manifested themselves by a reduction in traffic accidents for the second consecutive year and a decrease in fatalities over 1956.

With the ever increasing potential of the criminal elements coming into this city, it was determined that the detectives should be graded and a school established to train them in the very latest methods of crime detection. In this respect, the services of the top law enforcement agency in the United States, The Federal Bureau of Investigation, was requested and they graciously consented to put on a course of instruction for the men selected. This selection was by means of competitive examination and those chosen were detailed to the Training School where, for two weeks, the FBI put on an intensified course of modern and scientific criminal investigation. The various phases were covered in the class room and practical exercises were conducted in the field. An examination was given at the conclusion of the course.

It should be noted that the morale of the Department has been very high and this may be attributed to the substantial pay increases granted during the past year and the constant improvement of working conditions.

For the first time in years, the Department is approaching full strength and it is planned that the calender year of 1958 will see more extensive police protection for the city an an expansion of services rendered by the Police Department.

IN CITY COUNCIL  
FEB 6 - 1958

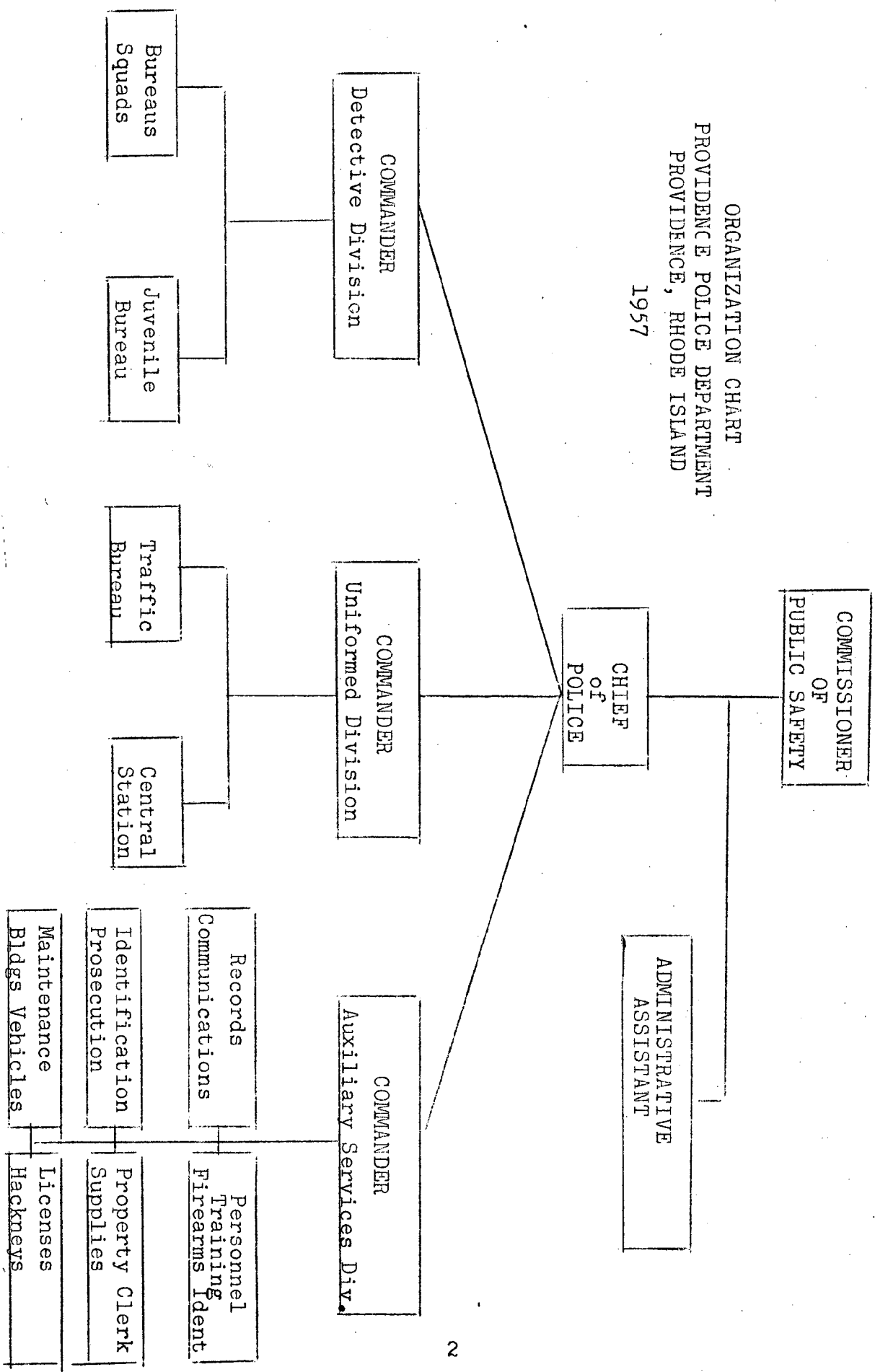
READ:  
WHEREUPON IT IS ORDERED THAT  
THE SAME BE RECEIVED.

*Oliver W. Whelan*  
CLERK

Respectfully submitted,

*John A. Murphy*  
JOHN A. MURPHY  
Chief of Police

ORGANIZATION CHART  
 PROVIDENCE POLICE DEPARTMENT  
 PROVIDENCE, RHODE ISLAND  
 1957



SUPERIOR OFFICERS  
PROVIDENCE POLICE DEPARTMENT

OFFICE OF THE CHIEF OF POLICE

JOHN A. MURPHY, CHIEF

Charles V. McCormick, Lieutenant

DETECTIVE DIVISION

WALTER E. STONE, Commander

Detective Bureau

Captain Peter H. Osterman

Captain Thomas B. Healey

Lieut. Charles A. McElroy  
Sergt. Stanley Andrukiewicz  
Sergt. William E. Cummings  
Sergt. Walter A. McQueeney

Lieut. Clarence L. Nadeau  
Sergt. Norman F. Cox  
Sergt. William Griego  
Sergt. Francis C. Spicola

Juvenile Bureau

Lieut. William E. May

Sergt. Leo F. Hanley

Sergt. George A. Lonergan

UNIFORMED DIVISION  
GEORGE E. O'DOWD, Commander

Central Station

Captain  
James J. Healey

Captain  
Alexander J. St. Pierre

Captain  
Walter F. Maginn

Lieutenants  
Kenneth J. Durrell  
Joseph W. Neil  
John F. Zubiago

Lieutenants  
Thomas J. Gilchrist  
George M. Shea

Lieutenants  
Leo F. Meagher  
John F. Tiernan

Central Station

Sergeants

Edward B. Aptt  
John F. Deignan  
Robert W. Emmett  
John A. Harty  
Harry J. Lonergan  
William G. McLaughlin  
William R. Paniccia  
Vincent Storti  
Frederick J. McKenna  
Stephen E. Whalen  
Joseph McLaughlin

Sergeants

James A. Buote  
Joseph DeMagistris  
Charles Gormley  
John J. Kilduff  
Charles A. Lyons  
Vincent J. O'Connell  
Richard R. Patterson  
William Tooher  
Walter Nevins  
David S. Malloy  
Daniel P. O'Connor

Sergeants

Frederick T. Cahir  
Lawrence E. DeSimone  
William Hames  
William G. Lawton  
Alfred E. McCall  
James C. O'Neill  
Russell H. See  
Leo Trambukis  
Raymond Jarvis  
Anthony Turchetta

Traffic Bureau

Captain James C. Comer

Lieutenants

Morris Stepak  
Joseph L. Burns Jr.

Lieutenants

John J. Lucey  
Thomas J. O'Rourke

Sergeants

John L. Eddy  
William J. Dorgan  
Joseph J. Rose

Sergeants

Francis J. Cunningham  
Raymond F. Dagley  
Michael J. DiMauro

Sergeants

Raymond F. Waldraff  
John J. McGovern

AUXILIARY SERVICES DIVISION

WILLIAM T. HOLT, Commander

Captain

Howard A. Franklin

Captain

George W. Wilding

Lieutenant

John J. McKenna

Lieutenant

George P. Blessing

Lieutenant

Walter J. Cahill

Sergeants

Joseph Barra  
Noel C. Pinney

Sergeants

George E. Healy  
Patrick J.A. Powers

Sergeants

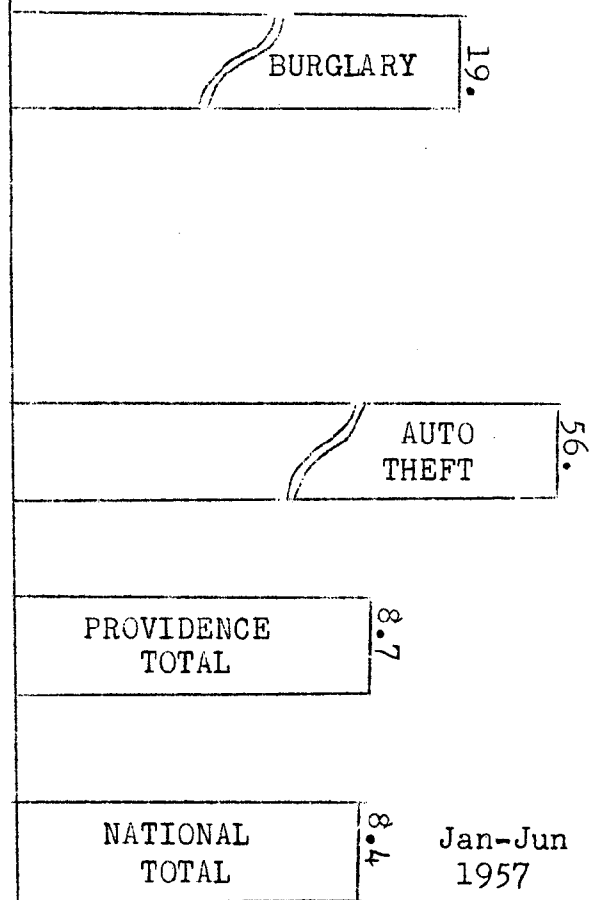
William A. Leonard

OFFENSES KNOWN TO THE POLICE

PROVIDENCE, R.I.

PERCENT CHANGE

1956 1957



1956

CRIME LEVEL

Jan-Jun  
1957

ACTUAL OFFENSES AND CLEARANCES  
January 1st to December 31st 1957

OFFENSE	JAN	FEB	MAR	APR	MAY	JUN	JUL	AUG	SEP	OCT	NOV	DEC
MURDER	0	0	0	0	0	0	0	0	0	1	3	0
MANSLAUGHTER	1	0	0	1	0	2	1	0	0	1	0	0
RAPE	2	2	1	3	4	3	2	3	5	3	7	1
ROBBERY	5	4	3	6	8	3	7	4	7	1	4	3
A.D.W.	7	3	18	11	15	12	11	16	9	13	15	14
BURGLARY	124	136	157	121	146	94	112	157	133	133	163	186
LARCENY	203	225	332	347	321	248	240	275	262	293	260	370
AUTO THEFT	58	73	66	68	40	34	51	33	84	84	73	129
TOTAL OFFENSES	400	443	577	557	534	396	424	488	500	529	525	703
CLEARANCES												
MURDER	0	0	0	0	0	0	0	0	0	1	3	0
MANSLAUGHTER	1	0	0	1	0	1	1	1	0	1	0	0
RAPE	2	2	1	2	4	2	2	2	2	2	7	3
ROBBERY	2	1	2	2	3	4	2	1	0	2	3	1
A.D.W.	7	3	8	7	13	11	10	9	8	12	7	12
BURGLARY	24	34	56	16	40	43	21	42	19	37	39	143
LARCENY	41	36	36	108	43	26	39	39	32	49	40	125
AUTO THEFT	27	14	17	24	10	6	10	7	15	36	11	32
TOTAL CLEARANCE	104	90	120	160	113	93	85	101	76	140	110	316

# COMPARISON OF OFFENSES

January 1st to December 31st 1956-1957

UNIFORM CLASSIFICATION OF OFFENSES	1956	1957
MURDER.....	9	4
MANSLAUGHTER.....	9	6
*RAPE.....	56	36
ROBBERY.....	57	55
AGGRAVATED ASSAULT.....	145	144
BURGLARY.....	1389	1662
LARCENY.....	3415	3376
AUTO THEFT.....	507	793
TOTAL.....	5587	6076

\* Included in this category are Carnal Knowledge Cases

Forcible Rape..... 8  
Statutory Rape..... 28

co

# COMPARISON OF CLEARANCES

January 1st to December 31st 1956-1957

UNIFORM CLASSIFICATION OF OFFENSES	PERCENT CLEARANCE PROVIDENCE		PERCENT CLEARANCE NATIONAL
	1956	1957	Jan-Jun 1957
MURDER .....	100.	100.	91.9
MANSLAUGHTER.....	88.8	100.	87.2
RAPE.....	98.2	86.1	77.3
ROBBERY.....	54.4	41.8	41.8
AGGRAVATED ASSAULT.....	77.9	74.3	78.1
BURGLARY.....	31.7	30.9	30.8
LARCENY.....	23.7	18.1	20.2
AUTO THEFT.....	35.7	26.3	29.9
TOTAL.....	29.5	24.8	27.3



TABLE OF OFFENSES KNOWN TO THE POLICE AND VALUE OF PROPERTY  
STOLEN

January 1st to December 31st 1957

UNIFORM CLASSIFICATION OF OFFENSES	OFFENSES	VALUE PROPERTY STOLEN
1. CRIMINAL HOMICIDE		
A. Murder & Non-Negligent Mnsltr	4	
B. Manslaughter by Negligence	6	
TOTAL .....	10	
2. RAPE		
A. Forcible .....	8	
B. Statutory .....	28	
TOTAL .....	36	
3. ROBBERY		
A. Highway .....	28	\$ 4,422.
B. Miscellaneous .....	27	6,798.
TOTAL .....	55	\$ 11,220.
4. BURGLARY (Breaking & Entering)		
A. Residence .....	484	\$ 105,553.
B. Non-Residence (store-Office)	1178	86,865.
TOTAL .....	1662	\$ 192,418.
5. LARCENY		
A. \$50. & over in value .....	915	\$ 164,286.
B. \$5. to \$50. in value .....	2168	157,152.
C. Under \$5. in value .....	293	476.
TOTAL .....	3376	\$ 196,730.
6. AUTO THEFT		
A. Joy Riding .....	686	\$ 437,387.
B. All Other .....	107	83,125.
TOTAL .....	793	\$ 520,512.
x5. NATURE OF LARCENIES IN ITEM 5		
A. Purse Snatching .....	32	\$ 1,577.
B. Pocket Picking .....	31	421.
C. Shoplifting .....	128	1,450.
D. Thefts from Auto .....	577	46,539.
E. Auto Accessories .....	1214	27,542.
F. Bicycles .....	440	14,128.
G. All Other .....	954	105,071.
TOTAL .....	3376	\$ 196,730.

TABLE COMPARING THE VALUE OF PROPERTY STOLEN IN PROVIDENCE  
WITH THE NATIONAL AVERAGE

CLASSIFICATION OF OFFENSES	Number of Offenses	Value of Property Stolen	Average Value Per Offense PROVIDENCE 1957	Average Value per Offense NATIONAL 1956
ROBBERY	55	\$ 11,220.	\$ 205.	\$ 218.
BURGLARY	1662	192,418.	115.	171.
LARCENY	3376	196,730.	58.	68.
AUTO THEFT	793	520,512.	656.	873.
TOTAL	5886	\$ 920,881.	\$ 156.	\$ 197.

TYPE OF PROPERTY	Value of Property Stolen	Value of Property Recovered	Percent Recovered PROVIDENCE 1957	Percent Recovered NATIONAL 1956
CURRENCY	\$ 82,770.	\$ 3,303.	3.9	10.8
JEWELRY	66,819.	7,079.	10.5	8.5
FURS	32,845.	000	0.0	3.6
CLOTHING	25,671.	1,789.	6.9	12.1
AUTO THEFT	520,512.	500,250.	96.1	92.6
MISCELLANEOUS	192,263.	37,164.	19.3	22.9
TOTAL	\$ 920,881.	\$ 549,587.	59.6	56.9

## COMPARISON OF CRIMINAL OFFENSES

JAN - JUN 1957

CITIES IN THE 200,000 - 300,000

POPULATION GROUP

CITY	POPULATION	MURDER	ROBBERY	ADM	BURGLARY	LARCENY OVER \$50	LARCENY UNDER \$50	AUTO THEFT	TOTAL
AKRON, OHIO	274,605	3	114	51	684	270	1682	554	3358
DAYTON, OHIO	243,872	10	92	117	665	188	953	280	2305
FT. WORTH, TEXAS	278,778	19	110	92	1894	280	2617	656	5668
LONG BEACH, CAL.	250,767	3	208	134	1214	---	2394	920	4873
MIAMI, FLORIDA	249,276	14	208	34	1844	787	2602	629	6118
OKLAHOMA CITY,	243,504	8	58	67	1236	930	1964	509	4772
OMAHA, NEB	251,117	5	37	47	408	90	789	331	1707
RICHMOND, VA	230,310	16	139	177	1084	444	2059	646	4565
SYRACUSE, NY	220,583	0	21	13	395	316	921	205	1871
PROVIDENCE, RI	248,674	0	29	66	778	441	1235	339	2888
AVERAGE	249,148	7.	101.	79.	1020.	416.	1721.	506.	2843.

COMPARISON OF ARRESTS  
January 1st to December 31st  
1956                      1957

UNIFORM CLASSIFICATION OF OFFENSES	1956	1957
MURDER.....	9	4
MANSLAUGHTER.....	9	6
RAPE.....	61	34
ROBBERY.....	42	42
AGGRAVATED ASSAULT.....	79	74
BURGLARY (Breaking or Entering).....	242	280
LARCENY.....	488	464
AUTO THEFT.....	110	170
ASSAULT.....	287	261
FORGERY.....	14	17
EMBEZZLEMENT.....	59	46
ILLEGAL POSSESSION OF STOLEN PROPERTY.....	28	30
ILLEGAL POSSESSION OF WEAPONS.....	65	61
PROSTITUTION & COMMERCIALIZED VICE.....	34	11
SEX OFFENSES.....	188	109
OFFENSES AGAINST THE FAMILY.....	12	10
VIOLATION OF NARCOTIC DRUG LAWS.....	16	13
VIOLATION OF LIQUOR LAWS.....	4	0
DRUNKENNESS.....	2784	2936
DISORDERLY CONDUCT.....	508	982
VAGRANCY.....	17	22
GAMBLING.....	19	29
DRUNKEN DRIVING.....	121	118
VIOLATION DRIVING LAWS (Moving violations)	21804	20745
PARKING VIOLATIONS.....	8131	6410
VIOLATION MOTOR VEHICLE LAWS (Non-Moving).	812	797
ALL OTHER OFFENSES.....	928	989
SUSPICION-INVESTIGATION.....	0	2
TOTAL.....	36871	34662

ARRESTS BY PRECINCTS AND DIVISIONS  
January 1st to December 31st  
1 9 5 7

UNIFORM CLASSIFICATION OF OFFENSES	CENTRAL STATION	TRAFFIC DIV	DETECTIVE DIV	JUVENILE DIV	TOTAL
MURDER.....	0	0	4	0	4
MANSLAUGHTER.....	0	6	0	0	6
RAPE.....	11	0	9	14	34
ROBBERY.....	0	0	32	10	42
AGGRAVATED ASSAULT.....	34	0	31	9	74
BURGLARY.....	2	0	71	207	280
LARCENY.....	35	0	114	315	464
AUTO THEFT.....	5	0	29	136	170
ASSAULTS.....	119	2	62	78	261
FORGERY.....	0	0	17	0	17
EMBEZZLEMENT & FRAUD...	0	0	46	0	46
RECEIVING STOLEN PPTY..	4	0	19	7	30
ILL.POSSESSION WEAPONS.	28	0	18	15	61
PROSTITUTION & VICE....	1	0	10	0	11
SEX OFFENSES.....	33	0	19	57	109
OFFENSES AGAINST FAMILY	0	0	0	10	10
VIOL.NARCOTIC DRUG LAWS.	0	0	13	0	13
VIOL.LIQUOR LAWS.....	0	0	0	0	0
DRUNKENNESS.....	2899	29	5	3	2936
DISORDERLY CONDUCT.....	153	13	25	791	982
VAGRANCY.....	9	0	12	1	22
GAMBLING.....	13	0	16	0	29
DRUNKEN DRIVING.....	40	78	0	0	118
VIO.DRIVING LAWS.....	9039	11155	0	551	20745
(Moving Violations)					
PARKING VIOLATIONS.....	3270	3140	0	0	6410
VIO.MOTOR VEHICLE LAWS..	308	397	1	91	797
(Non Moving)					
ALL OTHER OFFENSES.....	84	68	118	719	989
SUSP-INVESTIGATION.....	0	0	2	0	2
TOTAL.....	16087	14888	673	3014	34662

ARRESTS BY DAY OF THE WEEK  
1 9 5 7

CLASSIFICATION OF OFFENSES	SUN	MON	TUE	WED	THUR	FRI	SAT	TOTAL
MURDER	1	0	0	0	2	1	0	4
MANSLAUGHTER	1	0	0	1	2	1	1	6
RAPE	4	3	8	8	4	6	1	34
ROBBERY	4	0	13	3	10	2	10	42
AGGRAVATED ASSAULT	9	8	7	13	13	11	13	74
BURGLARY (B&E)	50	35	63	30	39	40	23	280
LARCENY	37	62	67	80	63	60	95	464
AUTO THEFT	36	32	16	23	23	22	18	170
ASSAULT	27	32	23	47	38	42	52	261
FORGERY	1	2	1	4	4	5	0	17
EMBEZZLEMENT&FRAUD	10	5	8	9	3	9	2	46
ILL.POSS.STOLEN PPTY	0	3	7	3	7	2	8	30
ILL.POSS.WEAPONS	11	9	4	8	8	13	8	61
PROSTITUTION & VICE	0	5	0	1	1	4	0	11
SEX OFFENSES	21	16	14	16	11	19	12	109
OFF.AGAINST FAMILY	1	1	2	5	0	1	0	10
VIO.NARCOTIC DRUG LAWS	1	3	1	4	0	4	0	13
VIO.LIQUOR LAWS	0	0	0	0	0	0	0	0
DRUNKENNESS	264	315	319	312	435	606	685	2936
DISORDERLY CONDUCT	187	143	139	189	128	119	77	982
VAGRANCY	4	4	3	2	4	1	4	22
GAMBLING	6	4	0	9	3	3	4	29
DRUNKEN DRIVING	21	12	9	16	15	25	20	118
VIO DRIVING LAWS (moving violations)	2511	3300	2999	2909	2960	2970	3096	20745
PARKING VIOLATIONS	---	---	---	---	---	---	---	6410
MOTOR LAW VIOLATIONS (Non moving)	125	112	100	106	103	120	131	797
ALL OTHER OFFENSES	81	179	151	169	150	157	102	989
SUSP-INVESTIGATIONS	0	0	2	0	0	0	0	2
TOTAL	3413	4285	3956	3967	4026	4243	4362	34662

	ARRESTS BY MONTH											
	JAN	FEB	MAR	APR	MAY	JUN	JUL	AUG	SEP	OCT	NOV	DEC
MURDER	0	0	0	0	0	0	0	0	0	1	3	0
MANSLAUGHTER	1	1	0	1	0	1	0	1	0	1	0	0
RAPE	2	2	1	3	4	3	2	3	3	2	6	3
ROBBERY	4	2	5	4	6	2	4	7	0	3	4	1
AGGRAVATED ASSAULT	5	2	5	4	9	9	7	7	7	9	4	6
BURGLARY	21	22	22	22	25	23	18	22	25	14	34	32
LARCENY	39	35	29	34	41	37	34	48	28	34	43	62
AUTO THEFT	19	16	20	16	12	7	15	3	11	15	14	22
ASSAULTS	6	19	21	35	24	20	22	19	29	7	31	28
FORGERY	2	1	0	1	4	1	1	2	1	3	0	1
EMBEZZLEMENT & FRAUD	5	1	2	8	4	2	2	3	5	5	2	7
REC STOLEN PPTY	1	2	0	4	1	4	1	0	1	5	7	4
ILL POSS WEAPONS	4	4	4	7	7	2	6	10	5	5	3	4
PROSTITUTION & VICE	1	0	0	2	1	2	3	1	0	0	0	1
SEX OFFENSES	8	4	5	8	2	14	7	12	12	8	14	15
OFFENSES AGNST FMLY	1	0	1	3	0	1	2	0	2	0	0	0
VIO NARCOTIC DRUGS	0	1	0	1	0	3	0	1	1	1	0	5
VIO LIQUOR LAWS	0	0	0	0	0	0	0	0	0	0	0	0
DRUNKENNESS	138	183	242	310	317	231	284	300	245	255	204	227
DISORDERLY CONDUCT	35	79	64	79	72	77	96	118	93	148	71	50
VAGRANCY	0	0	1	0	3	2	4	6	0	2	2	2
GAMBLING	1	1	1	2	2	4	4	6	3	2	2	1
DRUNKEN DRIVING	5	6	9	11	8	6	13	14	10	13	7	16
VIOL DRIVING LAWS	1145	1150	1728	2141	2161	2122	2088	2053	1613	1691	1449	1404
PARKING VIOLATIONS	690	530	624	427	682	522	437	551	397	545	450	555
VIOL M V LAWS	33	58	85	65	64	65	97	69	75	65	69	52
ALL OTHER OFFENSES	83	65	109	70	109	105	81	65	70	72	97	63

TOTALS	2251	2184	2978	3258	3558	3265	3228	3321	2636	2906	2516	2561
--------	------	------	------	------	------	------	------	------	------	------	------	------

COMPARISON OF JUVENILE ARRESTS  
January 1st to December 31st 1956-1957

UNIFORM CLASSIFICATION OF OFFENSES	TOTAL ARRESTS 1956	TOTAL ARRESTS 1957	JUVENILE COURT REFERRALS
MURDER.....	0	0	0
MANSLAUGHTER .....	0	0	0
RAPE .....	40	14	13
ROBBERY .....	20	10	7
AGGRAVATED ASSAULT .....	11	9	8
BURGLARY (B&E) .....	166	207	147
LARCENY .....	328	315	151
AUTO THEFT .....	84	136	128
ASSAULT .....	91	78	54
FORGERY .....	0	0	0
EMBEZZLEMENT .....	2	0	0
ILLEGAL POSSESSION STOLEN PPTY...	8	7	5
ILLEGAL POSSESSION WEAPONS .....	21	15	8
PROSTITUTION & VICE.....	6	0	0
SEX OFFENSES .....	47	57	50
OFFENSES AGAINST THE FAMILY .....	12	10	10
VIOLETION NARCOTIC DRUG LAWS.....	0	0	0
DRUNKENNESS .....	4	3	1
DISORDERLY CONDUCT .....	279	791	145
VAGRANCY .....	0	1	1
GAMBLING .....	0	0	0
DRUNKEN DRIVING .....	1	0	0
VIOL.DRIVING LAWS(MovingViols)...	430	551	539
PARKING VIOLATIONS .....	0	0	0
VIO.MOTOR VEHICLE LAWS(NonMoving)	81	91	82
ALL OTHER OFFENSES.....	670	719	189
TOTAL .....	2301	3014	1538



# AGE, SEX, AND RACE OF PERSONS ARRESTED

January 1st, 1957 to December 31st, 1957

OFFENSE	SEX	Under 15	15	16	17	18	19	20	21	22	23	24
MURDER	MALE	0	0	0	0	0	0	0	0	0	0	0
	FEMALE	0	0	0	0	0	0	0	0	0	0	0
MANSLAUGHTER	MALE	0	0	0	0	0	1	0	0	0	1	1
	FEMALE	0	0	0	0	0	0	0	0	0	0	0
RAPE	MALE	0	2	1	4	3	3	4	2	1	2	0
	FEMALE	0	0	0	0	0	0	0	0	0	0	0
ROBBERY	MALE	6	0	2	4	5	3	5	3	2	5	0
	FEMALE	0	0	0	0	0	0	0	0	0	0	0
A.D.W.	MALE	3	0	4	0	1	3	3	3	5	5	3
	FEMALE	0	0	1	1	0	0	2	1	1	2	1
BURGLARY	MALE	124	31	29	16	11	13	7	8	5	1	2
	FEMALE	4	0	2	0	0	0	0	0	0	0	0
LARCENY	MALE	120	52	43	27	17	17	12	4	4	5	5
	FEMALE	38	17	9	10	1	2	1	2	1	1	0
AUTO THEFT	MALE	33	50	33	16	12	5	6	1	2	1	0
	FEMALE	3	1	1	0	0	0	0	0	0	0	1
ASSAULTS	MALE	28	12	12	13	7	6	4	9	7	3	13
	FEMALE	7	0	0	0	0	0	2	2	0	1	1
FORGERY	MALE	0	0	0	0	1	1	0	1	1	0	0
	FEMALE	0	0	0	0	0	0	0	0	0	0	0
EMBEZZLEMENT	MALE	0	0	0	0	0	0	0	1	1	2	2
	FEMALE	0	0	0	0	0	0	0	0	0	0	0
STOLEN PPTY	MALE	5	0	2	3	1	0	1	2	2	0	1
	FEMALE	0	0	0	0	0	0	0	1	0	0	0

(continued on next page)

AGE, SEX, AND RACE OF PERSONS ARRESTED  
January 1st, 1957 to December 31st, 1957

OFFENSES	SEX	Under 15	15	16	17	18	19	20	21	22	23	24
POSS WEAPONS	MALE	1	2	7	5	8	4	4	1	5	2	5
	FEMALE	0	0	0	0	0	0	0	0	0	0	1
PROSTITUTION	MALE	0	0	0	10	1	1	2	0	2	1	1
	FEMALE	0	0	0	0	0	0	0	0	0	0	0
SEX OFFENSES	MALE	5	5	4	3	0	3	0	4	2	1	3
	FEMALE	13	6	2	5	0	1	1	1	0	0	0
NARCOTIC VIOLS	MALE	0	0	0	0	0	0	0	1	0	2	0
	FEMALE	0	0	0	0	0	0	0	0	0	0	0
LIQUOR VIOLS	MALE	0	0	0	0	0	0	0	0	0	0	0
	FEMALE	0	0	0	0	0	0	0	0	0	0	0
DRUNKENNESS	MALE	0	1	0	1	18	34	49	68	80	66	74
	FEMALE	0	0	0	1	3	2	3	11	9	7	9
DISORDERLY	MALE	311	133	163	120	21	12	10	26	18	7	18
	FEMALE	23	8	8	5	0	1	2	2	2	1	2
VAGRANCY	MALE	0	0	0	0	0	1	1	0	0	0	1
	FEMALE	0	0	0	0	3	0	0	0	1	1	1
GAMBLING	MALE	0	0	0	0	0	0	0	0	0	0	0
	FEMALE	0	0	0	0	0	0	0	0	0	0	0
DRUNKEN DRIVING	MALE	0	0	0	0	1	0	2	4	2	5	6
	FEMALE	0	0	0	0	0	0	0	0	0	0	0
ALL OTHERS	MALE	231	62	43	37	20	8	13	14	13	13	17
	FEMALE	131	44	60	31	2	0	1	1	0	0	0
SUSPICION	MALE	0	0	0	0	0	0	0	0	0	0	0
	FEMALE	0	0	0	0	0	0	0	0	0	0	0
FAMILY OFFENSES	MALE	0	0	0	0	0	0	0	0	0	0	0
	FEMALE	0	0	0	0	0	1	0	0	0	0	0
TOTAL		1086	426	431	302	136	122	135	173	166	135	168

# AGE, SEX, AND RACE OF PERSONS ARRESTED

January 1st, 1957 to December 31st, 1957

OFFENSES	SEX	Age						Total	Race	
		25-29	30-34	35-39	40-44	45-49	50 & Over		White	Black
MURDER	MALE	2	0	1	0	0	1	4	3	1
	FEMALE	0	0	0	0	0	0			
MANSLAUGHTER	MALE	0	1	1	0	0	1	6	6	0
	FEMALE	0	0	0	0	0	0			
RAPE	MALE	3	2	3	0	2	2	34	26	8
	FEMALE	0	0	0	0	0	0			
ROBBERY	MALE	2	4	1	0	0	0	42	38	4
	FEMALE	0	0	0	0	0	0			
A.D.W.	MALE	7	7	3	2	2	2	53	27	47
	FEMALE	4	3	2	2	0	1	21		
BURGLARY	MALE	10	7	5	2	1	2	274	199	81
	FEMALE	0	0	0	0	0	0	6		
LARCENY	MALE	19	13	5	5	3	6	357	385	78
	FEMALE	6	4	2	7	3	3	107		1
AUTO THEFT	MALE	1	0	2	0	0	1	163	147	23
	FEMALE	0	1	0	0	0	0	7		
ASSAULT	MALE	39	30	27	13	7	12	242	180	81
	FEMALE	1	2	1	1	1	0	19		
FORGERY	MALE	4	3	1	0	1	2	15	13	4
	FEMALE	1	0	1	0	0	0	2		
EMBEZZLEMENT	MALE	6	10	6	6	4	4	42	43	3
	FEMALE	1	1	2	0	0	0	4		
STOLEN PPTY	MALE	2	2	4	0	2	2	29	30	0
	FEMALE	0	0	0	0	0	0	1		

(Continued on next page)

# AGE, SEX, AND RACE OF PERSONS ARRESTED

January 1st, 1957 to December 31st 1957

OFFENSE	SEX	Age						Total	Race		Y
		25-29	30-34	35-39	40-44	45-49	50 & Over		White	Black	
POSS WEAPONS	MALE	5	3	2	3	0	2	59	37	24	
	FEMALE	0	1	0	0	0	0	2			
PROSTITUTION	MALE	2	0	0	0	0	0	10	11	0	
	FEMALE	0	0	0	0	0	1	1			
SEX OFFENSES	MALE	12	12	4	6	3	8	73	86	23	
	FEMALE	4	2	1	0	0	0	36			
FAMILY OFFENSES	MALE	2	0	0	0	0	1	3	7	3	
	FEMALE	2	2	1	1	0	0	7			
NARCOTIC VIOLS	MALE	2	3	0	2	1	1	12	6	7	
	FEMALE	1	0	0	0	0	0	1			
LIQUOR LAW VIOL	MALE	0	0	0	0	0	0	0	0	0	
	FEMALE	0	0	0	0	0	0	0			
DRUNKENNESS	MALE	277	355	323	278	302	716	2642	2303	633	
	FEMALE	41	52	34	41	48	33	294			
DISORDERLY	MALE	26	26	13	4	5	1	919	867	115	
	FEMALE	5	2	0	2	0	0	63			
VAGRANCY	MALE	1	1	3	1	2	0	11	16	6	
	FEMALE	0	1	0	0	2	2	11			
GAMBLING	MALE	5	3	4	5	6	6	29	24	4	1
	FEMALE	0	0	0	0	0	0	0			
DRUNKEN DRIV	MALE	16	16	14	17	15	15	115	98	20	
	FEMALE	1	0	1	1	0	0	3			
ALL OTHER	MALE	67	56	33	27	27	28	709	842	147	
	FEMALE	2	1	3	0	2	2	280			
SUSPICION	MALE	1	1	0	0	0	0	2	2	0	
	FEMALE	0	0	0	0	0	0	0			
TOTAL		582	627	503	424	439	855	6710	5396	1312	2

# ACTIVITIES OF THE BUREAU OF CRIMINAL IDENTIFICATION

January 1st. to December 31st. 1957

## PERSONS FINGERPRINTED

CRIMINAL.....	2751
Copies to F.B.I.....	2450
Copies to State BCI....	1832
NON-CRIMINAL	
Hackney Licenses.....	119
Police Constables.....	43
Private Operators.....	21
Pistol Permits.....	26
Civil Service.....	480
Gov't. Loyalty Check...	632
Civil Air Patrol.....	64
Immigration Auth.....	1095
Miscellaneous.....	1462

## PHOTOGRAPHS TAKEN

CRIMINAL...(male).....	1317
CRIMINAL...(female).....	348
CRIMINAL...(stand-up)....	62
ALL OTHER	
Accidents...(fatal).....	128
Accidents...(property)..	143
Autopsy.....	98
Policemen.....	28
Police Reserves.....	22
Manslaughter scenes....	33
Murder Scenes.....	63
Arson.....	8
Stolen Property rec....	48
Public Relations.....	210
Bookie Raids.....	13
Narcotic raids.....	10
Sudden deaths.....	73
Miscellaneous.....	827

## MISCELLANEOUS SERVICES

Total number runs.....	645
(a) Crime scenes investigated for prints.	340
(b) Prints developed at crime scenes.....	103
(c) Cases cleared by latent prints.....	5
(d) Prints disclosing previous arrests..	5
(e) Laundry-mark Ident. checks.....	62
(f) Laundry-mark Ident. effected.....	46
(g) Unknown dead person identified.....	3
(h) Files checked for records for Police Dept Gov't work and defense Plants.....	31980
(i) Services of B.C.I. Personnel required at night...(times).	316
(j) Total hours overtime	421
(k) License applications checked.....	12009

## POLYGRAPH

Subjects examined on polygraph.....	210
Subjects cleared.....	152
Subjects implicated as a result of the tests.....	58
Demonstrations and lectures on Polygraph.....	6
Polygraph examinations for other Police Departments.	41

(continued)

# ACTIVITIES OF THE BUREAU OF CRIMINAL IDENTIFICATION

(continued)

## PHOTOGRAPHS (con'd)

Pictures supplied to  
other Police Depts.  
and Gov't. Agencies..... 6080

Pictures processed for  
the Mayor's Office..... 624

## PHOTOSTATS

Accidents..... 34  
Checks & records..... 1210

## MICROSCOPIC EVIDENCE

Processed by the Identification Bureau..... 7 cases  
Submitted to University of Rhode Island Lab..... 26 cases  
Submitted to Federal Bureau Investigation Lab..... 4 cases  
Positive evidence developed..... 13 cases

## NOTE:

The item listing total runs covers complete investigation of crime scenes requiring from two to four or more hours each. It does not reflect the tremendous number of hours required to process the evidence obtained, and the many hours expended in Court appearances.

While the total overtime hours resulting from night calls for B.C.I. personnel is listed as four hundred and twenty-one hours (421) worked, more than one-third of these calls are after midnight. This results in loss of sleep for many additional hours. Under the present manpower quota of four men, providing immediately available services on an around the clock basis, the per diem effective strength is 2.6 men. Due to these circumstances the overtime hours worked cannot be compensated for by compensatory time off without seriously curtailing the services of this Bureau.

In addition to the performance of the duties listed above a considerable amount of studying, and attendance at special courses of instruction is required of the B.C.I. personnel to keep abreast of current developments and to maintain the high standards of technical knowledge expected of this Bureau.

### AMUSEMENT INSPECTOR

The information presented herewith is taken from the records of the Office of the Amusement Inspector, comprising the Annual report for the year ending December 31, 1957.

Number of Theatres operating regularly in the City of Providence .....	11
Number of Drive-In Theatres " " " " " " " .....	2

An all year round Drive-In Theatre opened in July 1957 at the former location of the Walsh-Kaiser Shipyard, 1 Washington Avenue.

An application for an Entertainment License to present Moving Pictures in a Class B liquor establishment was received and subsequently " denied ".

Total number of Entertainment licenses approved .....	1794
---	------

Applications for Entertainment Licenses approved by this Office include:

Moving pictures presented in Theatres - Events held in the various Auditoriums throughout Providence: Veteran's Memorial, R.I. School of Design, R.I. Auditorium, Providence Journal Auditorium, Plantations Auditorium, and the various School Auditoriums throughout the City. Many fine Operas ..... Dramas ..... Comedies ..... Ballets and plays were presented in the above auditoriums.

Number of Entertainment permits issued to Religious, Charitable Organizations, in lieu of License as provided by State Law .....	65
--	----

Total number of Entertainment Applications for Licenses and Permits issued after approval .....	1859
---	------

Reviews of Motion Pictures and Legitimate stage productions together with their entertainment value have been received under subscription from:

The National Board of Review of Motion Pictures  
Motion Picture Herald  
National Legion of Decency  
Variety ( Trade Newspaper )

The Reviews contained therein have been recorded alphabetically and numerically in the Library of this Office for immediate reference.

Accompanied by Sergt. William A. Leonard, Assistant Amusement Inspector, attended eleven (11) private screenings of Foreign Films not having the approval of the Producers Code Authority nor the Legion of Decency and after objectionable portions had been deleted, approval for public exhibition of eight of these films was granted. By agreement reached with the management of the Theatre, application for the showing of three of these films was withheld.

Approval of the Showing of the films ..... " Lady Chatterly's Lover " and the film ..... " And God Created Woman " were denied.

## AMUSEMENT INSPECTOR (con't )

The highly controversial moving picture " Baby Doll " was screened by a board of review comprised of the members of the Bureau of Licenses, an Ass't City Solicitor, Commander of the License Investigation Bureau and the Amusement Inspector. After many deletions had been agreed to, approval for its public showing was granted.

Class B licensed places presenting vaudeville acts, submitted reports as to the type of entertainment contracted for and the names of performers appearing and the type of costumes to be worn before appraisal.

Periodic visits were made to the various places of Entertainment to insure compliance with the laws and regulations applicable.

Merchandise of an obscene and objectionable nature found displayed in the window of a downtown store was ordered removed after samples were seized. A second downtown store owner was ordered to remove objectionable merchandise displayed.

In cooperation with the State appointed Rhode Island Commission on Youth letters were received in eleven instances naming 36 magazines as objectionable for youths under 18 years of age for 'sale' , 'distribution' and display, resulting in hundreds of visits to news stands throughout the city.

The local distributor of magazines together with the may newsdealers gave their full cooperation. In one instance where refusal was met after the dealer had been warned and many complaints received in this Office arrest of the dealer resulted and his being charged with " Selling indecent and obscene Magazines " and an indictment being returned by the Grand Jury.

## SUPERVISOR OF VEHICLES

The following report is a summary of the activities of the Supervisor of Vehicles for the year ending December 31, 1957, relating to the investigation and licensing of Hackney Carriages, Hackney Carriage Drivers and Delivery Trucks.

Hackney Carriage Driver's Licenses recommended and issued .....	533
Hackney Carriage Power Vehicles .....	192
Trucking Licenses approved .....	266
Hackney Carriage Driver's Licenses " Not Recommended " .....	3
Hearings before the Bureau of Licenses .....	0

Seventy-six Hackney Carriage Drivers appeared before the Supervisor of Vehicles in the office of the License Investigation Bureau and were warned of minor violations committed and violations filed for further reference.

There are twenty-nine " Hackney Carriage or Taxi " stands allotted to the various Taxi Companies which are located in the Central Business District and there are fourteen such stands located outside the Central Business District.

During the year several minor complaints were received from individuals regarding the actions of Hackney Carriage Drivers and Owners. All complaints were investigated fully and to the satisfaction of those complaining.



### LICENSE INVESTIGATION

The following is a report of the activities of the License Investigation Bureau for the year ending at 8:00 A.M. January 1, 1958.

Applications for licenses investigated, all classes .....	9,969
Carnival petitions investigated .....	7
Remonstrances filed and investigated .....	15
Inspections made of licensed premises .....	7,960
Licensees warned for minor violations .....	148
Hearings before the State Liquor Control Administrator .....	8
Hearings before the Bureau of Licenses, violations of license privileges .....	29
Licenses suspended after hearing before the Bureau of Licenses .....	19
Licensees reprimanded after hearing before the Bureau of Licenses .....	6
Licensees found not guilty after hearing before the Bureau of Licenses .	2
License revoked .....	1
Hearing still pending .....	1

#### Licenses revoked:

Class B, Victualer .....	1
--------------------------	---

#### Licenses suspended

Class A, Retailer .....	5
Class B, Victualer .....	9
Class C, Retailer .....	5

#### Case Pending

Class B, Retailer .....	1
-------------------------	---

#### Reprimands after hearings:

Class B, Retailer .....	3
Class C, Retailer .....	1
Junk Shop .....	2

#### Licensees found not guilty after hearing

Class C, Retailer .....	1
Class B, Retailer .....	1

Persons brought to this office and held for investigation and later released 19

Arrests: Violation of City Ordinances on Auctioneers .....

1

## BUREAU OF PERSONNEL AND TRAINING

### Recruit School:

During the year 1957 two recruit schools were conducted at this division. The Nineteenth School started March 3, 1957 and the training course was completed September 1, 1957. The Twentieth School started July 7, 1957 and will complete their training January 5, 1958. A total of 24 men were recruited in these two schools during the year. Present figures indicate a shortage of 43 patrolmen, but when the men from this 20th School are appointed 4th grade patrolmen January 5, this figure will be reduced to 29. Plans have reached a stage whereupon the 21st School will start January 6, 1958 with a total of 23 trainees. This will reduce our vacancies to a point, where if the trend of the past 6 months continues relative to retirements and resignations, this department should reach full strength before the end of the year.

### School Crossing Guards:

Resignations from this branch of the service were slightly above normal, but this was due to 7 transfers to the newly created position of Women Parking Checkers. This type of work continues to prove very attractive as a parttime position and we have no difficulty in filling vacancies. Four more positions were added to the strength of authorized personnel which now makes a total of 70 Crossing Guards engaged in this type of work. The department continues to receive favorable comment from the public and administrators of this department for the efficient manner in which they carry out their assignments.

### Promotional School

During the year 1957 a promotional school was conducted for Patrolmen seeking to be promoted to the rank of Sergeant. A total of 124 applications were received for admission to this school. After a series of tests consisting of an I.Q. Examination, written test on Police matters and an oral interview, 21 were selected to attend this school. Upon the completion of this course, 20 of these men were certified for promotion. From this certified list 9 of these men have received their promotion leaving a balance of 11 awaiting promotion.

### Detective I Grade:

During the past year a new grade of Detective I was established after proper authorization from the City Council. A total of 7 men holding this rank is the figure established. After being tested through an I.Q. Examination 15 men were selected to attend a school which started December 2, and terminated December 13 in order to obtain certification for appointment to this rank. This department was very fortunate in being able to obtain a group of men from the F.B.I. Office in Boston to lecture at this school. Men attending this school were given the insight on advanced techniques of police procedures and investigations that should prove very beneficial to this department. Upon the completion of this course 13 men were certified for appointment to this rank. As of this date 2 of these men have received this appointment.

### Women Parking Checkers

This department took another step forward by obtaining authorization for 12 Women Parking Checkers to work in the down-town business area, thereby releasing men to concentrate on other police duties in the outlying districts. This is a part time assignment in which these women work 4 hours a day, alternating mornings and afternoons. They are primarily engaged in tagging vehicles for violations of the Traffic Regulations, and have no other police powers, except to render assistance where they can to the public.

### Auxiliary Police and Police Reserves

Again this unit proved how valuable they are to the department by participating in the Civilian Defense Operation " Alert " by doing Traffic Control duty at the Scituate Headquarters during this drill. They also furnished men for details, Fourt of July, and Halloween, in which they patrolled selected trouble spots. By the assistance this department received from this unit vandalism was held to a minimum. The department and city are very fortunate in having such a well drilled organization that they can call upon during an emergency.

\*\*\*\*\*

### AUXILIARY POLICE AND POLICE RESERVES

The following are incidents and activities that the Police Reserve participated in during the year 1957:

#### Civilian Defense Operation " Alert"

From 12 Noon Friday, July 12 to  
6 P.M. Sunday, July 14.

Furnished men for traffic control at the Scituate Control Center and checked passes of people entering the Civilian Defense Building.

Night before July 4, and the Evening of July 4 - Furnished men to patrol certain trouble areas.

Halloween - October 31      Furnished men who patrolled the West River Project

#### Breakdown of Strength of both Organizations:

Auxiliary Police & Police Reserves	-----	92
Police Reserves	-----	37
Number of Police Reserves ( Outfitted in Full Uniform )	-----	30
( Patial Uniform )	-----	7
Number of Men completing Basic Training Course	-----	6

Twentieth Recruit School, started July 7, 1957 and their course of training will be completed January 5, 1958. The following are statistics relative to this school:

I	<u>Applications accepted</u>	74
II	<u>Rejections</u>	
	(a) Not certified after Oral Interview	8
	(b) Failed to pass physical examination	5
	(c) Rejected Unfavorable Character Reference	1
	(d) Rejected after psychiatric examination	2
	(e) Rejected because of police record	<u>1</u>
		17
III	<u>Other causes for Failure to be Admitted</u>	
	(a) Failed to furnish eligibility (30Days)	3
	(b) Failed to appear for I.Q. examination	11
	(c) Failed to meet basic qualifications	28
	(d) Failed to appear for Oral Interview	<u>1</u>
		43
IV	ACCEPTED CANDIDATES FOR TRAINING -----	<u>14</u>
	Total	74

I	Average Age	24.7 years
II	Average Height	69.6 inches
III	Average Weight	183.5 lbs.
IV	Scholastic Attainment	11.3 yrs High School

### PROMOTIONAL SCHOOL

A promotional school was held for Patrolmen seeking to be promoted to the rank of Sergeant. This course started September 23, 1957 and terminated on October 11, 1957. The following are statistics relative to this school.

Applications Received -----	124
Number of Patrolmen who took I.Q. Examination -----	119
Number of Patrolmen who passed I.Q. Examination -----	83
Patrolmen who took Written Examination covering Police Subjects -----	83
Number of Patrolmen who passed Written Examination -----	32
Number of Patrolmen who took Oral Examination -----	32
Number of Patrolmen certified to attend school after Oral Examination -----	21
Patrolman not certified after attending School -----	1
Certified for Promotion after attending the Promotional School -----	20

\*\*\*\*\*

### DETECTIVE I SCHOOL

A school was conducted for Sergeants or Patrolmen seeking to be appointed to the rank of Detective I. This school started December 2, 1957 and terminated December 13, 1957. The following are statistics relative to this School:

Applications received -----	56
Number who took I.Q. Examination -----	50
Certified to Attend School after I.Q. Examination -----	15
Not certified for promotion after attending School -----	2
Certified for appointment to Detective I after attending School -----	13

A

PROMOTIONS

The following promotions were made during the year of 1957:

Promoted from <u>Lieutenant</u> to <u>Captain</u>	-----	1
Promoted from <u>Sergeant</u> to <u>Lieutenant</u>	-----	3
Promoted from <u>Patrolman</u> to <u>Sergeant</u>	-----	9
Appointed from <u>Patrolman</u> to <u>Detective I</u>	-----	<u>2</u>
Total		15

Certified list of Sergeants awaiting promotion to rank of Lieutenant ----- 2  
Certified list of Patrolmen awaiting promotion to rank of Sergeant ----- 11  
Certified list of Sergeants awaiting appointment to rank of Detective I -- 1  
Certified list of Patrolmen awaiting appointment to rank of Detective I -- 10  
\*\*\*\*\*

COMMENDATIONS

The following commendations were made during the year 1957:

Patrolmen	-----	11
Trainees	-----	<u>1</u>
Total	---	12

\*\*\*\*\*

DISCIPLINARY ACTION

The following is a report of the disciplinary action taken during the year 1957:

Penalized  
According to Rank

Patrolmen - 11	<u>Received a total of 2350 Extra Hours of Duty</u>
Extra Hours of Duty	----- 11
Dismissed	----- 0
Reprimanded	----- 15

Nineteenth Recruit School, started March 3, 1957 and their course of training was completed September 1 1957. The following are statistics relative to this school.

I	<u>Applications accepted</u>		34
II	<u>Rejections</u>		
	(a) Not certified after Oral Interview	6	
	(b) Failed to pass physical examination	3	
	(c) Rejected because of police record	<u>1</u>	
			10
III	<u>Other Causes for Failure to be Admitted</u>		
	(a) Failed to furnish eligibility (30days)	2	
	(b) Failed to appear for Oral Interview	2	
	(c) Failed to meet basic qualifications	8	
	(d) Withdrew application	<u>2</u>	
			14
IV	ACCEPTED CANDIDATES FOR TRAINING		<u>10</u>
		Total	34

I	Average Age	25.4 years
II	Average Height	70.2 inches
III	Average Weight	172.1 pounds
IV	Scholastic Attainment	11.1 yrs. High School

# AVERAGE SERVICE AND AGE OF POLICE PERSONNEL

1957

<u>Rank</u>	<u>Number Personnel</u>	<u>Average length of Service in Years</u>	<u>Average age In Years</u>
All Rank	568	9.6	38.1
Captains and above	12	27.3	53.6
Lieutenants	18	25.5	50.5
Sergeants	53	14.8	40.9
Detective I	2	10.0	35.2
Patrolmen	383	8.3	35.2
Policewomen	4	8.7	38.0
Trainees	14	-----	24.7
Crossing Guards	70	2.7	38.1
Women Parking Checkers	12	2 mos.	37.1

\*\*\*\*\*

## AUTHORIZED & PRESENT STRENGTH OF DEPARTMENT

	<u>Present Strength</u>	<u>Authorized Strength</u>	<u>EXISTING VACANCIES</u>
Chief of Police	1	1	Detective I - 5
Commanders	3	3	Patrolmen - <u>43</u>
Captains	8	8	
Lieutenants	18	18	Total - 48
Sergeants	53	53	
Detective I	2	7	
Patrolmen	383	426	<u>PERSONNEL IN ARMED SERVICE</u>
(Trainees)	14		Central Station - 2 Ptlm.
Policewomen	4	4	Traffic Bureau - <u>1</u> Ptlm.
Crossing Guards	70	70	
Women Checkers	<u>12</u>	<u>12</u>	Total - 3
	568	602	

Present group of 14 Trainees will reduce existing vacancies of Ptlm. to 29  
Class of 23 Trainees starting Jan 6, 1958 will further reduce this figure to - 6.

## OTHER PROLONGED ABSENCES

Patrolman Suspended - Cent. Sta. - 1



CHANGES IN NUMERICAL STRENGTH FOR THE PAST TWO YEARS

1956 - 1957

	<u>1956</u>	<u>1957</u>
Numerical Strength, January 1st	557	552
Recruited Policemen -----	36	24
Recruited Crossing Guards -----	11	20
Recruited Women Parking Checkers ----	<u>0</u>	<u>12</u>
	604	608

SEPARATIONS FROM THE SERVICE

(a) Voluntary -----	26	13
(b) Retired Accidental Disability --	2	1
(c) Retired on Pension -----	9	7
(d) Dismissed for cause -----	2	0
(e) Deceased -----	2	3
(f) Crossing Guards Resigned -----	<u>11</u>	<u>*16</u>
Total Separated -----	<u>52</u>	<u>40</u>

NUMERICAL STRENGTH, December 31st -----	552	568
---	-----	-----

\* 7 Crossing Guards resigned to Transfer  
as Women Parking Checkers

<u>SEPARATIONS ACCORDING TO RANK</u>	<u>Lieut.</u>	<u>Sergt.</u>	<u>Ptlm.</u>	<u>Crossing Gds.</u>
(a) Voluntary -----			13	16
(b) Retired on Pension -	2	3	2	
(c) Deceased			3	
(d) Accidental Disability	<u>    </u>	<u>    </u>	<u>1</u>	<u>    </u>
Total --	2	3	19	16
Grand Total -----	40			

### ARMORER'S ACTIVITIES

The following is a report of the attendance and qualification of the department for the year 1957:

Total attendance	-----	430	
<u>QUALIFICATION:</u>			
Experts	-----	140	
Sharpshooters	-----	134	
Marksmen	-----	<u>124</u>	
	Total	398	- 92.7%
<u>UNQUALIFIED:</u>	-----	32	- 7.3%

### REPORT OF QUALIFICATION OF 19th & 20th RECRUIT SCHOOLS

<u>QUALIFICATIONS:</u>	Experts	-----	6
	Sharpshooters	-----	8
	Marksmen	-----	<u>7</u>
	Total	--	21
<u>UNQUALIFIED</u>	-----		3

During the year 1957 the following tests were made of applicants seeking to carry a pistol because of the nature of their occupation:

Applicants tested	-----	78
-------------------	-------	----

### OTHER ACTIVITIES

Investigation of Shootings	-----	16
Guns examined, held for evidence or safekeeping	-----	90
Explosives collected and destroyed	-----	9
<u>Department Weapons Repaired:</u>		
.38 Cal. Service Revolvers Repaired	-----	16
.44 Cal. Service Revolvers Repaired	-----	5
Riot Guns Repaired	-----	4
.38 Cal. Service Revolvers Re-blued	-----	30
<u>Outside Departments and Organizations who used Indoor Range</u>		
American Railway Express Co., Railroad Police, Brinks Express Co., Pinkerton Det. Agency, International Det. Agency, U.S. Treasury Dept., and U.S. Army Reserve Units.		
Department Inspections of Weapons in Divisions and Cruisers	-----	10
Autopsies Witnessed	-----	2
Lectures and Instructions to Outside Departments	-----	4
Weapons Tested and Fired for Civilians and Police Officers, then registered	--	48
Animals shot at Request of Animal Rescue League	-----	5
Bomb Calls responded to	-----	1
New Weapons Purchased	--- .38 Cal. Smith & Wesson Target Revolvers	----- 6

### INVESTIGATIONS

The following investigations were conducted by the Bureau of Personnel and Training for the year 1957:

Investigation	Complaint of Patrolman engaged in Outside Employment	--	2
"	Complaint of Conduct Unbecoming a Police Officer	-----	3
"	Complaint of Abusive Treatment by Police Officer	-----	4
"	Civilian complains he was struck by nightstick	-----	1
"	Damage to Motor of Scout Car stuck in snow	-----	1
"	Complaint of Patrolman causing a Disturbance	-----	1
"	Complaint of Off-Duty Patrolman Uses Blackjack	-----	1
"	Report Patrolman did not use Proper Procedure when he Investigated a Break	-----	1
	Total	-----	14

\*\*\*\*\*

### ACCIDENTS INVESTIGATED INVOLVING CITY-OWNED DEPARTMENT VEHICLES

<u>Accidents Involving:</u>	<u>Number of Accidents Investigated</u>	
	<u>1957</u>	<u>1956</u>
Scout Cars	36	37
Cruisers	10	8
Motorcycles	6	13
Passenger Cars ( Private Plates )	9	6
Total	61	64

\*\*\*\*\*

### INSPECTION OF UNIFORMS

During the periodical inspection of uniforms during the year 1957, the following uniforms were ordered to be replaced:

	<u>1957</u>	<u>1956</u>
Overcoats	11	4
Trousers	25	23
Blouses	31	11
Breeches	1	2
Total	68	40

\*\*\*\*\*

### LECTURES

During the year 1957, members of the Bureau of Personnel and Training lectured to civic organizations, fraternal organizations, and various police departments of several cities and towns.

Following is a summary of lectures given:

City and Town Departments of Police	-	3
City and Town Auxiliary Police	-	6
Civic and Fraternal Organizations	-	3
34 Total		12

## ACCIDENT PREVENTION BUREAU

As in past years, the Accident Prevention Bureau allied itself with the Mayor's Traffic Safety Committee, and the whole-hearted cooperation the Committee and this Department received from the local press, radio and television stations and the various civic groups, contributed, to a marked degree, in keeping the number of highway fatalities and accidents to a minimum, and the record in that direction was better than 1956.

### SPECIAL ACTIVITIES

Sunday April 29th. was "Lion's Safety Day" which culminated the service club's safe driving campaign.

Members of this department assisted the Lions. Passing motorists were handed certificates similar to the state driver's license, except they contained a safe driving message and a pledge to avoid accidents.

### SAFETY LETTERS

With the opening of the new school year, it was necessary to alert the school children to the dangers of traffic accidents. This applied especially to the younger children. Letters including a pledge, which was to be shared by the student's family as well, were prepared and distributed to the school children by members of the Juvenile Bureau who lecture in the schools on Traffic Safety. The letter was co-signed by the Chief and the student in an attempt to add a personal touch and give the child a feeling of cooperation.

### SAFETY CHECKS

May was designated as the time to institute Motor Vehicle Safety Checks for defective equipment, which conducted in conjunction with the state motor vehicle investigators and these safety checks revealed the following.

Total Cars Stopped-----	1709
Equipment Tags Issued-----	429
Violations Found-----	916

ANALYSIS OF MOTOR VEHICLE  
COLLISION FATALITIES

Motor Vehicle Collision Fatalities-----	10
Operators Killed-----	7
Riders       "       -----	4
Male Riders Killed-----	0
Fe-Male   "       "       -----	4
Youngest Operator Involved-----	16Yrs.
Oldest Operator       "       -----	72Yrs.
Fatalities at Intersections-----	3
Operators Residing in State-----	3
"       "       in City-----	7
"       "       out of State-----	0
Drink Involved -----	5
Speed       "       -----	8

HOURS OF MOTOR VEHICLE COLLISION FATALITIES

A-----M											
<u>12--1</u>	<u>1--2</u>	<u>2--3</u>	<u>3--4</u>	<u>4--5</u>	<u>5--6</u>	<u>6--7</u>	<u>7--8</u>	<u>8--9</u>	<u>9--10</u>	<u>10--11</u>	<u>11--12</u>
1	1	2		1						1	

P-----M											
<u>12--1</u>	<u>1--2</u>	<u>2--3</u>	<u>3--4</u>	<u>4--5</u>	<u>5--6</u>	<u>6--7</u>	<u>7--8</u>	<u>8--9</u>	<u>9--10</u>	<u>10--11</u>	<u>11--12</u>
					1				1	2	

ACCIDENT      COMPARISON

1956 & 1957

<u>YEAR</u>	<u>TOTAL ACC.</u>	<u>PROPERTY DAMAGE ACC.</u>	<u>INJURY ACC.</u>	<u>PEDESTRIAN ACC.</u>		<u>FATALITIES</u>
				<u>ADULT</u>	<u>CHILD</u>	
<u>1956</u>	7587	6420	1151	165	220	17
<u>1957</u>	7133	6181	936	138	235	16

MONTHLY      ACCIDENTS

TYPES

	<u>TOTAL ACC.</u>	<u>PROPERTY DAMAGE</u>	<u>INJURY ACC.</u>	<u>PED. ACC.</u>		<u>FATALITIES</u>
				<u>ADULT</u>	<u>CHILD</u>	
JANUARY	888	798	89	17	17	1
FEBRUARY	513	459	52	11	10	2
MARCH	524	451	72	9	13	1
APRIL	536	444	91	14	38	1
MAY	559	467	91	11	31	1
JUNE	575	486	86	5	25	3
JULY	474	400	70	4	17	4
AUGUST	515	454	60	6	15	1
SEPTEMBER	533	466	67	9	18	0
OCTOBER	645	563	81	12	21	1
NOVEMBER	627	539	87	21	14	1
DECEMBER	744	654	90	19	16	0
TOTAL	7133	6181	936	138	235	16

# ANALYSIS OF PEDESTRIAN

## FATAL ACCIDENTS

Pedestrians Killed-----	5
Male Pedestrians Killed-----	3
Fe-Male " " -----	2
Youngest Pedestrian Killed-----	3Yrs.
Oldest " " -----	84Yrs.
Killed at Intersections-----	1
Hit & Run Fatals-----	0
Cleared by Arrest-----	0
Youngest Operator Involved-----	18Yrs.
Oldest " " -----	78Yrs.
Operators Residing in State-----	2
" " " City-----	2
" " Out of State-----	1
Drink Involved Operators-----	1
" " Pedestrians-----	1

## HOURS OF PEDESTRIAN FATAL ACCIDENTS

A-----M	
<u>12--1</u> <u>1--2</u> <u>2--3</u> <u>3--4</u> <u>4--5</u> <u>5--6</u> <u>6--7</u> <u>7--8</u> <u>8--9</u> <u>9--10</u> <u>10--11</u> <u>11--12</u>	
	1
P-----M	
<u>12--1</u> <u>1--2</u> <u>2--3</u> <u>3--4</u> <u>4--5</u> <u>5--6</u> <u>6--7</u> <u>7--8</u> <u>8--9</u> <u>9--10</u> <u>10--11</u> <u>11--12</u>	
	1 1 1 1

TRAFFIC      FATALITIES  
1957

	NAME	AGE	SEX	TYPE	LOCATION	DATE
1	CONSTANTINO CATALANO	74	M	PED.	On Atwells Ave. (Nr. Bradford St.)	1-12-57
2	ANTHONY DI MUNZIO	34	M	OPP.	On Manton Ave. Fr.564)	2-10-57
3	LUCILLE MOVSOVITZ	34	F	RIDER	On Camp St. (At Cypress St.)	2-16-57
4	ROBERT RUSACK	20	M	OPP.	On F.Green Blvd. (R.W.Park)	3-10-57
5	MARY E MORRISON	58	F	RIDER	On Roger Wms. Ave. (At Narragansett Ave.)	4-12-57
6	JOHN J. SULLIVAN	47	M	OPP.	On N.Main St. (At Third St.)	6-1-57
7	CARLO TEOLIS	84	M	PED.	On Wickenden St. (Fr.114)	5-25-57
8	AGNES A. ARMSTRONG	43	F	RIDER	On Allens Ave. (Nr.Georgia Ave.)	6-14-57
9	CATHERINE BERGHEIMER	51	F	OPP.	On Woonasquatucket Ave. (Nr.Klondike St.)	6-29-57
10	CHARLES E. LAWRENCE	16	M	OPP.	On F.Green Blvd. (R.W.Park)	7-11-57
11	MARIA ZARLI	57	F	RIDER	On Diamond St. (Fr.64)	7-14-57
12	VINCENZO ZARLI	72	M	OPP.	On Diamond St. (Fr.64)	7-14-57
13	GILBERT DEMORANVILLE	43	M	OPP.	On Dennis Roberts Expressway	7-13-57
14	LOUIS W. COLEBUT	3	M	PED.	On Doyle Ave. (Fr.66)	8-7-57
15	CORA GRAY	65	F	PED.	On Huntington Ave. (At Puritan St.)	10-6-57
16	THERESA DEL GRECO	55	F	PED.	On Troy St. (Fr.61)	11-18-57

HOURS OF TRAFFIC FATALITIES

A-----	M-----	P-----	M-----
12-----3:00	3:01-----6:00	6:01-----12:00	12:01-----6:00
6:01-----12:00			
12.10AM	4.40AM	7.50AM	4.45PM
1.18AM		10.50AM	5.00PM
2.30AM		39	5.50PM
2.55AM			10.25PM
			10.30PM
			10.55PM



TOTAL TRAFFIC ACCIDENTS

7133

FATAL ACCIDENTS

16

IMJURY ACCIDENTS

936

PEDESTRIAN ACCIDENTS  
CHILE      ADULT

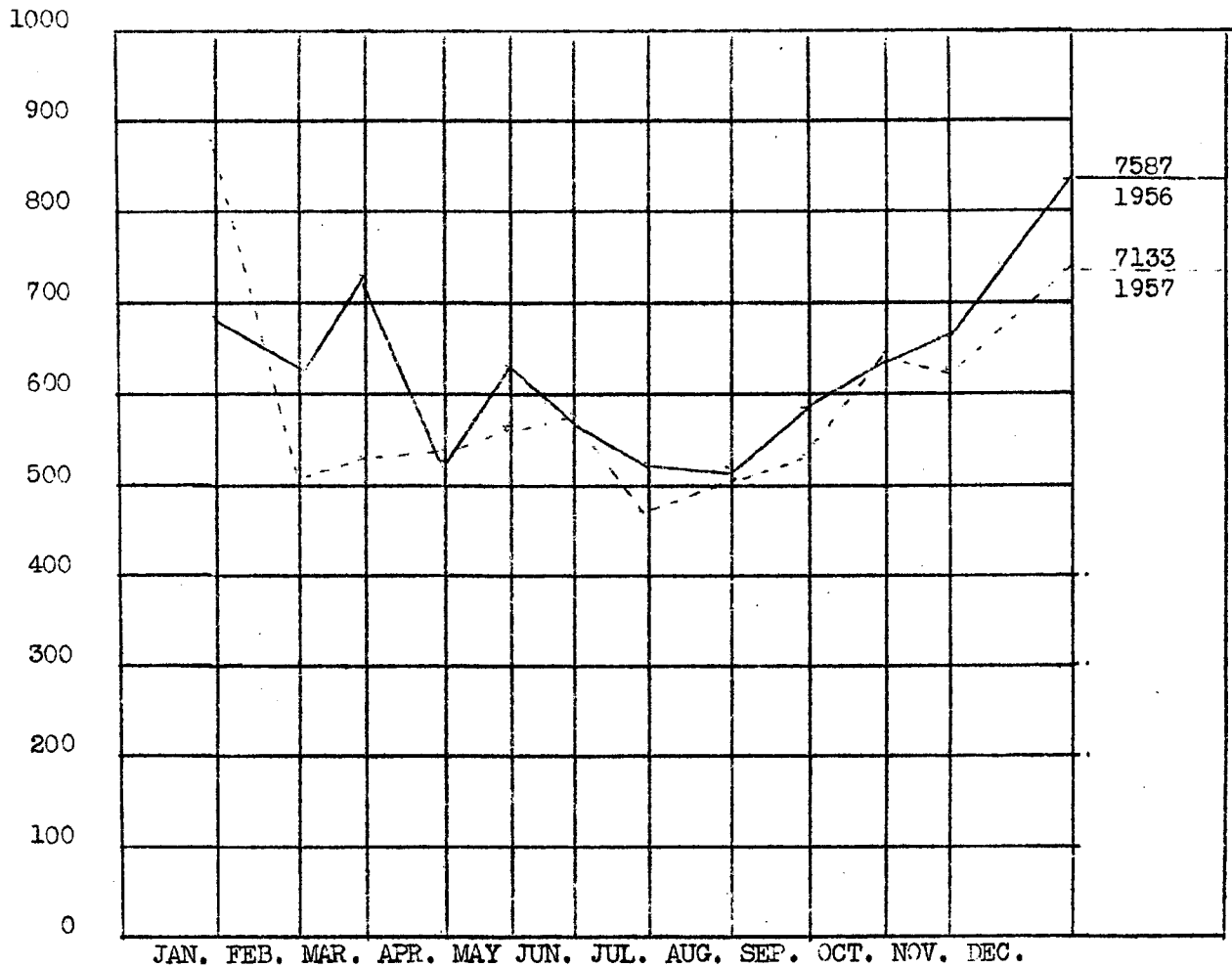
235

138

PROPERTY DAMAGE ACCIDENTS

6181

COMPARISON OF ACCIDENTS REPORTED TO POLICE  
1956 & 1957

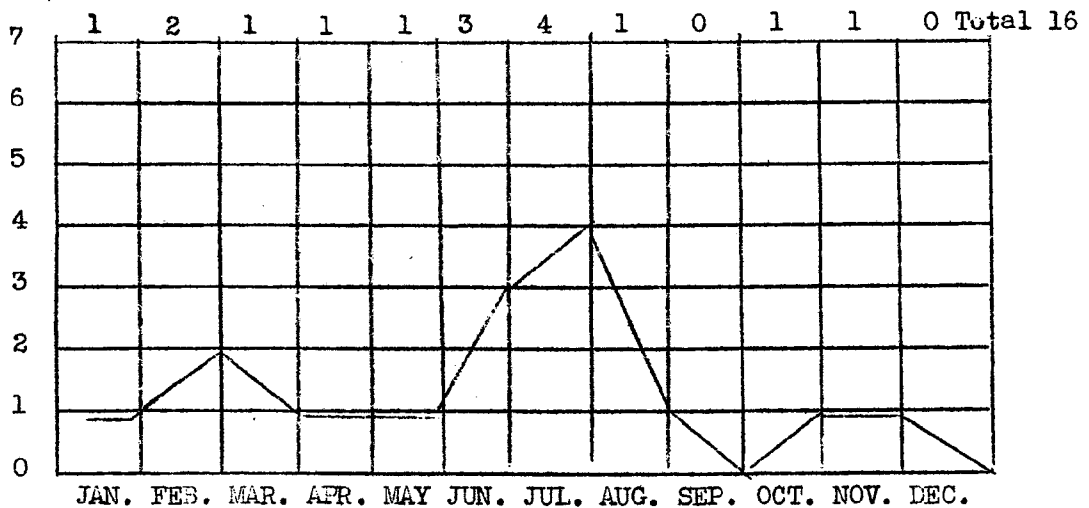


DAYS OF THE WEEK INJURY ACCIDENTS OCCURRED

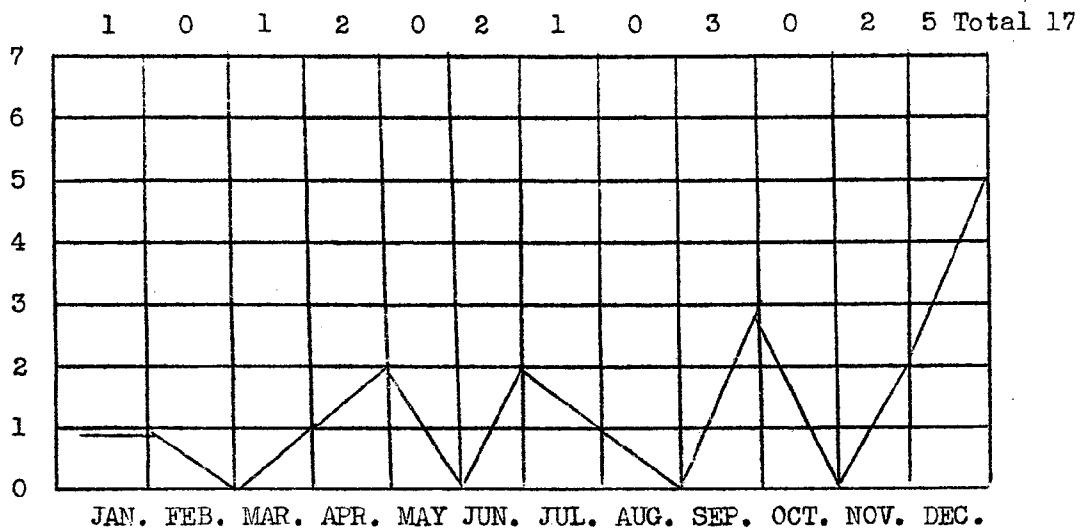
MONDAY-----	107
TUESDAY-----	118
WEDNESDAY-----	130
THURSDAY-----	143
FRIDAY-----	150
SATURDAY-----	160
SUNDAY-----	128

Total Number of Accidents      936

FATAL ACCIDENTS BY MONTHS 1957



FATAL ACCIDENTS BY MONTHS 1956



PEDESTRIAN ACCIDENTS BY HOUR OF DAY 1957

	<u>ACCIDENTS</u>	<u>INJURIES</u>	<u>FATALS</u>
Midnight to 12:59AM	3	3	
1:00AM to 1:59AM	3	3	
2:00AM to 2:59AM	22	2	
3:00AM to 3:59AM	0	0	
4:00AM to 4:59AM	0	0	
5:00AM to 5:59AM	1	1	
6:00AM to 6:59AM	2	2	
7:00AM to 7:59AM	10	10	1
8:00AM to 8:59AM	8	8	
9:00AM to 9:59AM	15	15	
10:00AM to 10:59AM	15	15	
11:00AM to 11:59AM	18	18	
Noon to 12:59PM	27	27	
1:00PM to 1:59PM	14	14	
2:00PM to 2:59PM	23	24	
3:00PM to 3:59PM	37	37	
4:00PM to 4:59PM	51	51	1
5:00PM to 5:59PM	49	50	1
6:00PM to 6:59PM	25	26	
7:00PM to 7:59PM	25	25	
8:00PM to 8:59PM	20	21	1
9:00PM to 9:59PM	11	11	
10:00PM to 10:59PM	4	4	1
11:00PM to 11:59PM	10	12	
	<u>373</u>	<u>379</u>	<u>5</u>

MOTOR VEHICLE ACCIDENTS BY HOUR OF DAY 1957

	<u>INJURY ACCIDENTS</u>	<u>INJURIES</u>	<u>FATALS</u>
Midnight to 12:59AM	19	26	1
1:00AM to 1:59AM	14	16	1
2:00AM to 2:59AM	10	14	2
3:00AM to 3:59AM	6	6	
4:00AM to 4:59AM	9	14	1
5:00AM to 5:59AM	4	5	
6:00AM to 6:59AM	4	4	
7:00AM to 7:59AM	25	31	
8:00AM to 8:59AM	27	30	
9:00AM to 9:59AM	14	17	
10:00AM to 10:59AM	16	21	1(2) Killed
11:00AM to 11:59AM	16	21	
Noon to 12:59PM	33	38	
1:00PM to 1:59PM	31	44	
2:00PM to 2:59PM	35	44	
3:00PM to 3:59PM	30	38	
4:00PM to 4:59PM	49	58	
5:00PM to 5:59PM	50	62	1
6:00PM to 6:59PM	27	34	
7:00PM to 7:59PM	36	57	
8:00PM to 8:59PM	30	46	
9:00PM to 9:59PM	36	45	1
10:00PM to 10:59PM	24	38	2
11:00PM to 11:59PM	18	31	
	<u>563</u>	<u>740</u>	<u>10</u>

## JUVENILE BUREAU

During the year of 1957, members of the Juvenile Bureau lectured on traffic safety in the schools throughout the city of Providence. They gave 356 safety talks to the children on Traffic Safety Education and safety letters were distributed to children in the lower grades. This aided greatly in keeping our accident record, involving children to a minimum. There was only one child pedestrian killed and that was a child of pre-school age.

Forty-nine lectures were given by the Juvenile Bureau to church groups and civic organizations on The Functions and Operations of the Juvenile Bureau.

Our Junior Police Officers supervise baseball, touch football and basketball, playing against leagues sponsored by the Recreation Department of the city of Providence, Boys Clubs and the Providence Journal-Bulletin Community League. A keen, but friendly, rivalry exists between the Junior Police teams and outside teams.

During the summer months, the city of Providence operates the Junior Police Camp located at Point Judith, R.I. Each year, 400 boys spend a period of two weeks each at this camp at no expense to them as all expenses are paid by the city. This camp is situated right on the seashore and the average weight gained by the boys during their stay is 5-10 pounds. They are all underprivileged boys that attend this camp. All recreation at the camp is supervised by the members of the Juvenile Bureau, and the entire camp is under the direction of the Director of Recreation of the city of Providence. There is approximately \$20,000.00 appropriated annually for the operation of this camp.

On Halloween night, the members of the Juvenile Bureau play host to approximately 9,000 boys and girls at parties throughout the city. These parties are sponsored by the local merchants; and, as a result of the parties, the day after Halloween, 1957, the Police Department received only a single complaint and that was a broken window. The children attending are awarded prizes of bicycles, dolls, sporting equipment, games, etc. and have moving pictures, ice cream, soda, candy, pastry and fruit. These parties have been sponsored for the past 12 years and have proven very successful.