


PROVIDENCE FIRE DEPARTMENT



2021 ANNUAL REPORT

IN CITY COUNCIL
MAR 17 2022

READ
WHEREUPON IT IS ORDERED THAT
THE SAME BE RECEIVED.

Imad Mastigianni CLERK

STEVEN M. PARÉ
Commissioner of Public Safety
Acting Chief of Department

ACTING JORGE O. BLORZA
Mayor

STEVEN M. PARÉ
Commissioner of Public Safety
Acting Chief of Department



JORGE O. ELORZA
Mayor

Department of Public Safety, Fire Department
"Building Pride in Providence"

Welcome to the Providence Fire Department:

The Providence Fire Department is the second oldest continuously operating professional fire department in the country. The Department is a full-service fire and emergency medical service agency that provides basic and advanced life support, fire prevention, fire suppression, technical rescue, and hazardous material response. In addition, the Department conducts arson investigations and building plan reviews, enforces state and local fire and life safety codes, and administers public fire education programs.

In 2021, the Providence Fire Department consisted of 7 Advanced Life Support Rescue Companies, 12 Engine Companies, 7 Ladder Companies, and 1 Special Hazard Unit, all strategically located in Providence neighborhoods. The Department is equipped to respond to all fire, medical emergency, natural disaster, hazmat, and terroristic events that occur within Providence and its surrounding communities.

On behalf of the Providence Fire Department, I present to you the Department's 2021 Annual Report that highlights the Department's many accomplishments, fire and emergency medical calls for service, trainings, and fire prevention activities. The COVID-19 pandemic has continued to present many challenges to all first responders, but we have prevailed, and this report is a testament to the men and women who proudly serve as Providence Firefighters.

I want to extend my sincere thanks and appreciation to every sworn and civilian member of the Providence Fire Department for their outstanding work in keeping the citizens of Rhode Island's capital city safe.

Sincerely yours,

Steven M. Paré
Commissioner of Public Safety
Acting Chief of Department

```

graph TD
    Mayor[Mayor  
Jorge O. Elorza] --> Commissioner[COMMISSIONER OF PUBLIC SAFETY  
A/C.O.D. Steven M. Parré]
    Commissioner --> HRM[Human Resources Manager  
Katherine Rodriguez]
    Commissioner --> AdminChief[Assistant Chief - Administration  
Kevin J. Dolan]
    Commissioner --> OpsChief[Assistant Chief - Operations  
Michael J. Bates]
    AdminChief --> AdminAsst[2 Admin. Assistants to Fire Chief]
    AdminChief --> AirSupply[Air Supply  
Person in Charge  
Peter Tavares]
    AdminChief --> Chaplain[Chaplin  
2 Clergy]
    AdminChief --> PlanReviews[4 Plan Reviewers]
    AdminChief --> ArsonInv[2 Arson Investigators]
    AdminChief --> FireInv[4 Fire Investigators]
    AdminChief --> AccountAnalyst[Account Analyst of Public Safety]
    AdminChief --> ClerkIV[Clerk IV]
    AdminChief --> ClerkIII[Clerk III]
    OpsChief --> Bureau[Bureau of Operational Control]
    OpsChief --> DeputyAsstChief[Deputy Assistant Chief - EMS  
Zachariah R. Kenyon]
    OpsChief --> DivTraining[Division of Training]
    OpsChief --> DivDACs[Division 1 - 4 DACs]
    Bureau --> BOC[1 BOC Captain  
Michael Calione]
    Bureau --> Dispatchers[4 Dispatchers  
in Charge]
    Bureau --> PlanReviews2[1 FFB Lieutenant  
Plan Reviews]
    Bureau --> Inspections[1 FFB Lieutenant  
Inspections]
    Bureau --> ArsonInv2[2 Arson Investigators]
    Bureau --> FireInv2[4 Fire Investigators]
    Bureau --> AccountAnalyst2[Account Analyst of Public Safety]
    Bureau --> ClerkIV2[Clerk IV]
    Bureau --> ClerkIII2[Clerk III]
    DeputyAsstChief --> EMSFire[EMS Fire Captain]
    DeputyAsstChief --> RescueCaps[7 Rescue Captains]
    DeputyAsstChief --> RescueLieut[21 Rescue Lieutenants]
    DeputyAsstChief --> RescueTech[30 Rescue Technicians]
    DivTraining --> TrainingOff[3 Training Officers]
    DivDACs --> Div1[Division 1 - 4 DACs]
    Div1 --> Battalion1[Battalion 1  
4 Battalion Chiefs]
    Div1 --> Battalion2[Battalion 2  
4 Battalion Chiefs]
    Div1 --> Battalion3[Battalion 3  
4 Battalion Chiefs]
    Battalion1 --> Capt1[7 Captains]
    Battalion1 --> Lieut1[21 Lieutenants]
    Battalion1 --> FF1[67 Firefighters]
    Battalion2 --> Capt2[6 Captains]
    Battalion2 --> Lieut2[18 Lieutenants]
    Battalion2 --> FF2[66 Firefighters]
    Battalion3 --> Capt3[7 Captains]
    Battalion3 --> Lieut3[21 Lieutenants]
    Battalion3 --> FF3[67 Firefighters]
  
```


Providence Fire Department

2021 Annual Report

Established in 1854 the Providence Fire Department is the second oldest continuously operating professional fire department in the country. The Department is a full-service fire and emergency medical service agency that provides basic and advanced life support, fire prevention, fire suppression, technical rescue, and hazardous material response. In addition, the Department conducts arson investigations and building plan reviews, enforces state and local fire and life safety codes, and administers public fire education programs.

Accomplishments for 2021

In 2021, the Providence Fire Department responded to 45,701 total calls for service. Of the total calls, 72% were emergency medical services related. The calls are composed of 24,679 advanced life support and 8,250 basic life support calls for service. In addition, the Fire Prevention Bureau's Arson Squad conducted 359 fire investigations. As always, Providence Firefighters answered calls with professionalism, compassion, and true to our mission to protect life and all property.

The following is a list of accomplishments that have been achieved through the dedication and hard work of all the members of the Providence Fire Department:

- The Department received a 2020 Assistance to Firefighter (AFG) grant in the amount of \$473,285 for the purchase of thermal imaging cameras and Lifepaks for our Rescues.
- Took delivery of 9 Pierce fire and rescue apparatus. The acquisition was for 4 Pierce Saber pumpers, 3 Pierce Arrow XT aerial ladders, 1 Pierce Arrow XT aerial platform and 1 Ford F-550 Rescue. This is the city's biggest apparatus purchase in the last 40 years.
- Continued to revise the Department's Standard Operating Procedures, Training Bulletin's and Rules and Regulations
- Continued a partnership with Lifespan simulation lab for training all department companies with the focus on pediatric patients.
- Received a grant from RIEMA for a new HazMat Assessment Vehicle and HazMat Instrumentation.
- Continued to administer Covid-19 testing to all Public Safety Employees, City Employees, and their families. Over 7,000 PCR tests and 9,000 rapid tests were administered at the Providence Public Safety Complex.
- Provided two EMT-C firefighters in the Mobile Health Unit to provide in-home vaccines for those residents unable to get to a clinic.

**PROVIDENCE FIRE DEPARTMENT
2021 ANNUAL REPORT
CALLS FOR SERVICE**

Call Count Incident Type	January	February	March	April	May	June	July	August	September	October	November	December	Grand Total
ALS	1,654	1,567	1,718	1,867	2,004	1,998	2,105	2,096	2,005	1,981	1,950	2,003	22,948
Auto Accident	147	154	182	178	195	186	188	181	189	184	181	180	2,145
Auto in Water											1		1
BLS	634	580	666	694	673	666	689	650	717	767	734	780	8,250
CO Leak	21	27	27	31	20	25	37	35	30	36	40	32	361
Commercial Alarm	40	29	39	24	36	35	43	27	38	37	39	29	416
Elevator Emergency	15	15	16	10	17	21	16	17	27	13	17	27	211
Fire					1	3	2	1	1	1	5	1	15
Fuel Leak in Auto			1	2	3	2	1	2		3			14
Gas Leak	17	20	25	11	21	21	13	25	22	23	29	13	240
Hazmat Incident	2	1	2		1						1		7
Industrial Accident	2				1	1		4		1			9
Jumper				2		2	1	2		1	2		10
Lockout	19	23	18	25	32	29	31	34	30	24	36	23	324
Lockout in Auto	10	8	7	11	13	13	9	15	7	13	11	9	126
Master Box	167	194	198	195	183	222	259	242	249	255	239	197	2,600
Mutual Aid in Fire Engine								1		1			2
Mutual Aid out Fire Engine	8	4	7	16	6	1	3	5	6	6	13	9	84
Mutual Aid out Fire Ladder	13	11	13	15	4	6	7	9	4	6	13	10	111
Mutual Aid Rescue In	56	82	129	111	141	206	185	202	207	202	179	159	1,859
Mutual Aid Rescue Out	22	21	20	37	31	33	21	23	19	27	22	40	316
SSP	2	4	4	3	7	5	6	4	8	9	3	3	58
Still Alarm	245	196	283	260	271	309	346	326	300	358	304	289	3,487
Still Box	66	41	38	37	41	31	38	37	45	44	48	39	505
Street Box in AM 7am - 11am	32	41	74	82	69	92	97	90	103	152	86	64	982
Street Box in PM 11pm - 7am	5	7	16	15	18	12	25	37	26	20	10	11	202
Tipover	12	10	14	11	14	14	16	18	18	12	12	12	163
Unfounded Report				5	6	3	7	10	2	2	3	7	45
Water Emergency	16	11	4	9	2	6	13	6	7	10	9	9	102
Water Rescue	1		6	3	3	7	3	7	5	5			40
Wires Down				9	12	10	9	3	5	11	5	4	68
Grand Total	3,206	3,046	3,507	3,663	3,825	3,959	4,169	4,109	4,068	4,204	3,992	3,950	45,701

**PROVIDENCE FIRE DEPARTMENT
CAD RUN TOTALS BY LOCATION
CALENDAR YEAR 2021**

	January	February	March	April	May	June	July	August	September	October	November	December	Grand Total
ENGINE 2	300	276	315	330	341	364	381	408	365	396	379	377	4,232
ENGINE 3	323	330	369	376	386	422	474	443	481	448	454	418	4,924
ENGINE 6	167	172	188	213	192	203	205	202	179	202	210	211	2,344
ENGINE 7	226	218	241	264	311	294	314	365	321	332	307	317	3,510
ENGINE 8	320	306	350	328	380	376	400	367	409	393	357	311	4,297
ENGINE 9	170	180	199	197	210	247	272	278	321	307	281	239	2,901
ENGINE 10	230	209	229	263	301	291	301	284	284	295	298	281	3,266
ENGINE 11	171	158	163	173	169	193	198	193	182	188	183	163	2,134
ENGINE 12	301	323	364	369	375	394	399	441	398	434	389	363	4,550
ENGINE 13	188	149	179	177	195	190	232	224	193	217	189	175	2,308
ENGINE 14	240	228	270	259	291	314	303	275	293	321	305	303	3,402
ENGINE 15	267	249	294	273	303	304	302	283	305	348	284	274	3,486
LADDER 3	130	129	149	137	142	156	162	196	192	169	177	150	1,889
LADDER 5	120	109	123	139	145	145	159	163	165	141	158	143	1,710
LADDER 6	151	141	177	158	171	137	177	153	177	174	162	153	1,931
LADDER 7	160	161	171	156	173	207	192	206	206	188	211	204	2,235
LADDER 8	106	112	135	119	119	152	169	197	198	182	175	157	1,821
TOWER LADDER 1	193	183	188	200	208	256	263	242	260	267	252	234	2,746
TOWER LADDER 2	165	163	193	168	185	172	206	188	184	194	184	147	2,149
SPECIAL HAZARDS 1	152	134	130	118	141	142	144	156	157	143	158	140	1,715
AIR SUPPLY 1	7	5	8	8	11	11	9	10	6	11	12	9	107
RESCUE 1	397	415	422	495	499	510	505	520	514	484	501	537	5,799
RESCUE 2	381	373	434	425	418	409	419	417	419	415	420	402	4,932
RESCUE 3	380	345	424	437	470	441	484	454	485	452	466	491	5,329
RESCUE 4	456	439	473	525	539	552	566	557	522	544	530	551	6,254
RESCUE 5	365	361	397	434	500	492	511	537	503	519	483	496	5,598
RESCUE 6	446	422	474	503	530	506	576	541	523	534	535	536	6,126
RESCUE 7	409	357	424	412	439	452	465	472	489	477	460	467	5,323
	6,921	6,647	7,483	7,656	8,144	8,332	8,788	8,772	8,731	8,775	8,520	8,249	97,018

Providence Fire Department
2013 to 2021 ALS & BLS Rescue Run Breakdown Worksheet

	2013	2014 (*)	2015	2016	2017	2018	2019	2020	2021	Totals
Advance Life Support (ALS)	20,941	20,124	20,603	21,344	20,625	21,956	22,158	20,660	22,312	190,723
Jumper	15	13	16	6	6	19	19	9	10	113
Industrial Accidents	13	13	14	19	13	19	17	16	9	133
Tipover	108	94	151	151	133	109	120	147	163	1,176
Water Rescue	37	22	25	36	22	36	40	49	40	307
Auto Accidents	1,833	1,948	2,205	2,284	2,344	2,315	2,367	1,904	2,145	19,345
Subtotal ALS (#1)	22,947	22,214	23,014	23,840	23,143	24,454	24,721	22,785	24,679	211,797
Basic Life Support (BLS)	4,297	5,203	6,725	7,206	7,685	7,996	8,631	8,067	8,250	64,060
Total ALS & BLS Runs	27,244	27,417	29,739	31,046	30,828	32,450	33,352	30,852	32,929	275,857

[illegible][illegible]

	2013	2014 (*)	2015	2016	2017	2018	2019	2020	2021	Totals
Mutual Aid Rescue Responses into Providence	1,061	915	990	995	889	1,204	1,251	1,027	2,742	11,074
Mutual Aid Fire Responses into Providence	5	8	9	57	18	20	7	10	121	255
	1,066	923	999	1,052	907	1,224	1,258	1,037	2,863	11,329

Mutual Aid provided by the Providence Fire Department

	2013	2014 (*)	2015	2016	2017	2018	2019	2020	2021	Totals
Mutual Aid Rescue Responses out of Providence	338	383	354	321	414	348	320	176	336	2,990
Mutual Aid Fire Responses out of Providence	5	8	144	145	145	191	146	105	219	1,108
	343	391	498	466	559	539	466	281	555	4,098

[illegible]

Data Source: Providence Fire Department CAD System

BUREAU OF OPERATIONAL CONTROL**Calendar Year 2021****2nd, 3rd and General Alarm Fires**

Date of Fire	Location of Fire	Type of Fire
12-Mar-21	661 Manton Avenue	2nd Alarm
15-Mar-21	228 Warrington Avenue	2nd Alarm
17-Apr-21	193 Chatham Street	4th Alarm
20-May-21	130 Hudson Street	2nd Alarm
3-Jul-21	119 Harris Avenue	3rd Alarm
30-Jul-21	28 Simmons Street	3rd Alarm
31-Jul-21	381 Academy Avenue	3rd Alarm
5-Sep-21	110 Paul Street	3rd Alarm
13-Sep-21	21 Atwells Avenue	2nd Alarm
16-Oct-21	56 Judith Street	2nd Alarm
24-Oct-21	69 Bowdoin Street	2nd Alarm
3-Nov-21	653 Douglas Avenue	2nd Alarm
5-Nov-21	5 Young Avenue	2nd Alarm
5-Nov-21	247 Lockwood Street	2nd Alarm
12-Dec-21	515 Plainfield Street	2nd Alarm

PROVIDENCE FIRE DEPARTMENT DIVISION OF EMS



2021 ANNUAL REPORT

STEVEN M. PARÉ
Commissioner of Public Safety
Acting Chief of Department

JORGE O. ELORZA
Mayor

**PROVIDENCE FIRE DEPARTMENT
2021 EMS DIVISION**

Runs by Primary Symptom

Primary Symptom	# of Times	% of Times
Other	2,661	8.64%
Alcohol use, unspecified with intoxication (F10.92)	2,528	8.21%
Acute pain, not elsewhere classified (G89.1)	1,697	5.51%
Shortness of breath (R06.02)	1,648	5.35%
Behavioral / psychiatric disorder (F99)	1,628	5.28%
Abdominal pain, generalized (R10.84)	1,599	5.19%
Weakness (R53.1)	1,144	3.71%
Overdose/Drug Ingestion (itICD.047)	1,106	3.59%
Chest pain, unspecified (R07.9)	947	3.07%
Back Pain (M54.9)	887	2.88%
Alcohol use, unspecified (F10.9)	806	2.62%
Altered mental status (R41.82)	755	2.45%
Injury of head (S09.90)	639	2.07%
Adult, no findings or complaints (Z00.00)	550	1.79%
Nausea and vomiting (R11)	543	1.76%
Seizures without status epilepticus (G40.909)	506	1.64%
Syncope and collapse (R55)	494	1.60%
Anxiety disorder, unspecified (F41.9)	437	1.42%
Headache (R51)	403	1.31%
Dizziness (R42)	392	1.27%
Hypertension (I10)	315	1.02%
Injury of lower leg (S89.9)	285	0.93%
Diabetes / Hyperglycemia (E13.65)	281	0.91%
Alcohol dependence with withdrawal, unspecified (F10.239)	277	0.90%
Suicide attempt (T14.91)	269	0.87%
Injury of face (S09.93)	240	0.78%
Chronic pain, not elsewhere classified (G89.2)	223	0.72%
Injury of wrist, hand, or fingers (S69.9)	221	0.72%
Injury of shoulder or upper arm (S49.9)	214	0.69%
Allergic Reaction (T78.40)	209	0.68%
Acute abdomen (R10.0)	206	0.67%
Chest pain on breathing (R07.1)	199	0.65%
Seizures with status epilepticus (G40.901)	198	0.64%
Injury of lower back (S39.92)	195	0.63%
Fever (R50.9)	193	0.63%
Obvious Death (R99)	183	0.59%
Generalized anxiety disorder (F41.1)	173	0.56%
Cardiac Arrest (I46.9)	172	0.56%
Injury of ankle (S99.91)	168	0.55%
Stroke (I63.9)	167	0.54%
Other chest pain (R07.8)	165	0.54%
Injury of neck (S19.9)	163	0.53%
Malaise and fatigue (R53)	157	0.51%
Nausea (R11.0)	149	0.48%
COVID-19 (U07.1)	145	0.47%

**PROVIDENCE FIRE DEPARTMENT
2021 EMS DIVISION**

Runs by Primary Symptom

Primary Symptom	# of Times	% of Times
Injury, unspecified (T14.90)	143	0.46%
Angina (1); or Ischemic chest pain (2) (I20.9)	138	0.45%
Localized swelling, mass and lump, head (R22.0)	134	0.43%
Chest Pain, Other [non-cardiac] (R07.89)	129	0.42%
Hypoglycemia, unspecified (E16.2)	127	0.41%
Cardiac arrhythmia/dysrhythmia (I49.9)	126	0.41%
Child, no findings or complaints (Z00.129)	125	0.41%
Nose bleed (R04.0)	123	0.40%
Hypotension (I95.9)	119	0.39%
Opioid related disorders (F11)	113	0.37%
Uterine or vaginal bleeding, abnormal (N93.9)	105	0.34%
Bipolar disorder, current episode manic without psychotic features, unspecified (F31.10)	102	0.33%
Injury of hip (S79.91)	102	0.33%
Other anxiety disorders (F41)	101	0.33%
Injury of forearm (S59.91)	94	0.31%
Influenza, unspecified (J11)	91	0.30%
Injury of thorax (upper chest) (S29.9)	79	0.26%
Localized swelling, mass and lump, unspecified lower limb (R22.40)	78	0.25%
Injury of foot (S99.92)	77	0.25%
Diabetes / HYPOGLYCEMIA (E13.64)	76	0.25%
Pregnancy with contractions (O62.0)	76	0.25%
Head bleed (I62.9)	68	0.22%
Urinary tract infection, site not specified (N39.0)	68	0.22%
Respiratory distress, acute (J80)	67	0.22%
Diarrhea (K59.1)	64	0.21%
Pelvic and perineal pain (R10.2)	63	0.20%
Injury of abdomen (S39.91)	58	0.19%
Asthma with exacerbation (J45.901)	52	0.17%
Localized edema (R60.0)	51	0.17%
Dehydration (E86.0)	48	0.16%
Injury of eye and orbit (S05)	47	0.15%
Injury of thigh (upper leg) (S79.92)	47	0.15%
Common cold (J00)	46	0.15%
Malaise (R53.81)	45	0.15%
Not Recorded	41	0.13%
Respiratory disorder, unspecified (J98.9)	41	0.13%
Other respiratory disorders (J98)	40	0.13%
Gunshot (itICD.048)	37	0.12%
Manic episode, severe with psychotic symptoms (F30.2)	37	0.12%
COPD with exacerbation (J44.1)	36	0.12%
Disruption of wound, unspecified (T81.30)	35	0.11%
Poisoning by other opioids, accidental (unintentional) (T40.2X1)	35	0.11%
Cocaine related disorders (F14)	34	0.11%
Localized swelling, mass and lump, unspecified upper limb (R22.30)	34	0.11%
Poor urinary stream (R39.12)	33	0.11%

**PROVIDENCE FIRE DEPARTMENT
2021 EMS DIVISION**

Runs by Primary Symptom

Primary Symptom	# of Times	% of Times
Hematuria (R31)	31	0.10%
Other psychoactive substance use, unspecified with withdrawal delirium (F19.931)	29	0.09%
Unspecified infectious disease (B99.9)	29	0.09%
GI bleeding (K29.61)	27	0.09%
Tooth pain (K08.8)	27	0.09%
Manic episode without psychotic symptoms, mild (F30.11)	26	0.08%
Constipation (K59.00)	24	0.08%
Encounter for general examination without complaint, suspected or reported diagnosis (Z00)	24	0.08%
Injury of elbow (S59.90)	23	0.07%
Manic episode without psychotic symptoms (F30.1)	23	0.07%
Not Applicable	21	0.07%
Rectal Bleeding (K62.5)	21	0.07%
Hallucinogen related disorders (F16)	20	0.06%
Hematemesis (K92.0)	19	0.06%
Other reduced mobility (Z74.09)	19	0.06%
Ocular pain, unspecified eye (H57.10)	18	0.06%
Migraine (G43.9)	17	0.06%
Pneumonia, unspecified (J18.9)	17	0.06%
Psychoactive substance related disorders, other (F19)	17	0.06%
Facial weakness (R29.810)	16	0.05%
Hypothermia (T68)	16	0.05%
Other psychoactive substance abuse with intoxication (F19.12)	16	0.05%
Respiratory failure, unspecified (J96.9)	15	0.05%
TIA (G45.9)	15	0.05%
Unspecified urinary incontinence (R32)	15	0.05%
Unspecified visual disturbance (H53.9)	15	0.05%
bloody stool	14	0.05%
CHF (I50.9)	14	0.05%
Injury of nose (S09.92)	14	0.05%
Bipolar disorder, current episode manic without psychotic features, mild (F31.11)	13	0.04%
Foreign body in respiratory tract, part unspecified (T17.9)	13	0.04%
Injury of ear (S09.91)	12	0.04%
Foreign body on external eye (T15)	11	0.04%
Vomiting due to pregnancy (O21.9)	11	0.04%
Sickle Cell Crisis (D57.0)	10	0.03%
Bipolar disorder, current episode manic without psychotic features (F31.1)	9	0.03%
Epidural hemorrhage (S06.4)	9	0.03%
Injury of pelvis (S39.93)	9	0.03%
ST elevation (STEMI) myocardial infarction of inferior wall (I21.1)	9	0.03%
Foreign body in digestive system, part unspecified (T18.9)	8	0.03%
Generalized edema (R60.1)	8	0.03%
Heat exhaustion, unspecified (T67.5)	8	0.03%
Other hypotension (I95.8)	8	0.03%
Vertigo (H81.3)	8	0.03%
Gross hematuria (R31.0)	7	0.02%

**PROVIDENCE FIRE DEPARTMENT
2021 EMS DIVISION**

Runs by Primary Symptom

Primary Symptom	# of Times	% of Times
Septicemia (1); or Sepsis (2) (A41.9)	7	0.02%
Anaphylactic shock (T78.2)	6	0.02%
Cancer, unspecified (D49)	6	0.02%
GERD (K21)	6	0.02%
Sunburn of second degree (L55.1)	6	0.02%
Acute bronchitis, unspecified (J20.9)	5	0.02%
Bedridden (Z74.01)	5	0.02%
Croup (J05.0)	5	0.02%
Esophageal obstruction (K22.2)	5	0.02%
Injury of external genitals (S39.94)	5	0.02%
Subdural hemorrhage, traumatic (S06.5)	5	0.02%
Foreign body in genitourinary tract, part unspecified (T19.9)	4	0.01%
ST elevation (STEMI) myocardial infarction of anterior wall (I21.0)	4	0.01%
Sunburn of first degree (L55.0)	4	0.01%
Acute gastritis with bleeding (K29.01)	3	0.01%
Foreign body in ear (T16)	3	0.01%
Hyperkalemia (E87.5)	3	0.01%
Influenza due to other identified influenza virus with pneumonia (J10.0)	3	0.01%
Obesity, unspecified (E66.9)	3	0.01%
Other stimulant abuse with stimulant-induced psychotic disorder with hallucinations (F15.151)	3	0.01%
Preterm labor without delivery (O60.0)	3	0.01%
Pulmonary edema, acute (J81.0)	3	0.01%
Respiratory condition due to chemicals, gases, fumes, and vapors (J68.9)	3	0.01%
Spontaneous abortion (O03)	3	0.01%
Frostbite, superficial of unspecified location (T33.90)	2	0.01%
Health hazard contact (1); or Suspected exposure (2) (Z77.9)	2	0.01%
Labor and Delivery, uncomplicated delivery (O80)	2	0.01%
Melena (K92.1)	2	0.01%
Metabolic disorder, unspecified (E88.9)	2	0.01%
Non-ST elevation (NSTEMI) myocardial infarction (I21.4)	2	0.01%
Orthostatic hypotension (I95.1)	2	0.01%
Other psychoactive substance use, unspecified with psychoactive substance-induced psychotic d	2	0.01%
Other specified diseases of anus and rectum (K62.89)	2	0.01%
Paraplegia (G82.20)	2	0.01%
Postpartum hemorrhage (O72)	2	0.01%
Pre-eclampsia (O14.9)	2	0.01%
Pulmonary embolism (I26)	2	0.01%
Respiratory distress of newborn (P22)	2	0.01%
Acute bronchospasm (J98.01)	1	0.003%
Anemia, unspecified (D64.9)	1	0.003%
Appendicitis, acute (K35.80)	1	0.003%
Effects of air pressure and water pressure (T70)	1	0.003%
Hemothorax, traumatic (S27.1)	1	0.003%
Hypovolemia (E86.1)	1	0.003%
Inhalant related disorders (F18)	1	0.003%

**PROVIDENCE FIRE DEPARTMENT
2021 EMS DIVISION**

Runs by Primary Symptom

Primary Symptom	# of Times	% of Times
Intracranial injury, unspecified (S06.9)	1	0.003%
Nonspecific Inhalant disorders (F15)	1	0.003%
Other complications of labor and delivery, not elsewhere classified (O75)	1	0.003%
Other ulcerative colitis with rectal bleeding (K51.811)	1	0.003%
Pneumothorax (J93.9)	1	0.003%
Pneumothorax, traumatic (S27.0)	1	0.003%
Preterm labor with preterm delivery (O60.1)	1	0.003%
Preterm newborn (P07.3)	1	0.003%
Retained placenta without hemorrhage (O73.0)	1	0.003%
ST elevation (STEMI) myocardial infarction of other sites (I21.2)	1	0.003%
Suffocation (1); or Asphyxia (2) (T71.9)	1	0.003%
Total	30,806	100.00%

**PROVIDENCE FIRE DEPARTMENT
2021 EMS DIVISION**

Runs by Dispatch Reason

Primary Symptom	# of Times	% of Times
Breathing Problem	2,767	8.98%
Alcohol intoxication	2,375	7.71%
Psychiatric Problem/Abnormal Behavior/Suicide Attempt	2,055	6.67%
Unknown Problem/Person Down	1,736	5.64%
Chest Pain (Non-Traumatic)	1,728	5.61%
Pain	1,620	5.26%
Motor Vehicle Crash	1,537	4.99%
Falls	1,525	4.95%
Abdominal Pain/Problems	1,373	4.46%
Overdose/Poisoning/Ingestion	1,042	3.38%
Convulsions/Seizure	899	2.92%
Sick Person	850	2.76%
No Other Appropriate Choice	711	2.31%
Unresponsive	585	1.90%
Altered Mental Status	568	1.84%
Nausea/Vomiting	542	1.76%
Assault	516	1.67%
Diabetic Problem	516	1.67%
Weakness/Lethargic	471	1.53%
Traffic/Transportation Incident	427	1.39%
Hypotension / hypertension	424	1.38%
Syncope/near-fainting	378	1.23%
Back Pain (Non-Traumatic)	356	1.16%
Head Injury	356	1.16%
Stroke/CVA	336	1.09%
Traumatic Injury	332	1.08%
Dizziness	331	1.07%
Bleeding	292	0.95%
Medical Alarm	278	0.90%
Allergic Reaction/Stings	261	0.85%
Alcohol Detox/Withdrawal	223	0.72%
Anxiety Attack	219	0.71%
Fever	193	0.63%
Hemorrhage/Laceration	181	0.59%
Auto vs. Pedestrian	176	0.57%
Unconscious/Fainting/Near-Fainting	169	0.55%
Pregnancy/Childbirth/Miscarriage	144	0.47%
Headache	141	0.46%
Cardiac dysrhythmia	119	0.39%
Fire	105	0.34%
Heart Problems/AICD	103	0.33%
Chronic Illness/Medical Condition	101	0.33%

**PROVIDENCE FIRE DEPARTMENT
2021 EMS DIVISION**

Runs by Dispatch Reason

Primary Symptom	# of Times	% of Times
Epistaxis (Nosebleed)	91	0.30%
Urinary problem	91	0.30%
Medical Transport	88	0.29%
Choking	86	0.28%
911 Hang-Up	84	0.27%
Stabbing	75	0.24%
Fire Standby	73	0.24%
Pandemic/Epidemic/Outbreak	73	0.24%
Motorcycle Collision	70	0.23%
Structure Fire	66	0.21%
Automated Crash Notification	63	0.20%
Cardiac Arrest/Death	59	0.19%
Dehydration	54	0.18%
Possible DOA	53	0.17%
Pediatric - Seizure	48	0.16%
Well Person Check	45	0.15%
Medication Reaction (Not Allergic)	42	0.14%
Gunshot	41	0.13%
Stab/Gunshot Wound/Penetrating Trauma	40	0.13%
Animal Bite	38	0.12%
Walkin (EMS Related)	37	0.12%
GI Bleed	36	0.12%
Welfare Check	34	0.11%
Eye Problem/Injury	32	0.10%
Assault - Sexual	30	0.10%
Fracture	28	0.09%
Pediatric Fever	25	0.08%
Mutual Aid-Medical	24	0.08%
Burns/Explosion	20	0.06%
Gas Leak / Gas Odor (Natural and LP Gases)	19	0.06%
Other	15	0.05%
Heat/Cold Exposure	15	0.05%
Pediatric - Trauma, Fall, MVA, GSW, Other.	14	0.05%
Allergies	12	0.04%
Carbon Monoxide/Hazmat/Inhalation/CBRN	12	0.04%
Transfer/Interfacility/Palliative Care	12	0.04%
Pediatric - Abdominal pain	10	0.03%
Public Service	10	0.03%
Cardiac Arrest - Possible DOA	8	0.03%
Excessive Heat	8	0.03%
Hanging	7	0.02%
Invalid Assist/Lifting Assist	7	0.02%

**PROVIDENCE FIRE DEPARTMENT
2021 EMS DIVISION**

Runs by Dispatch Reason

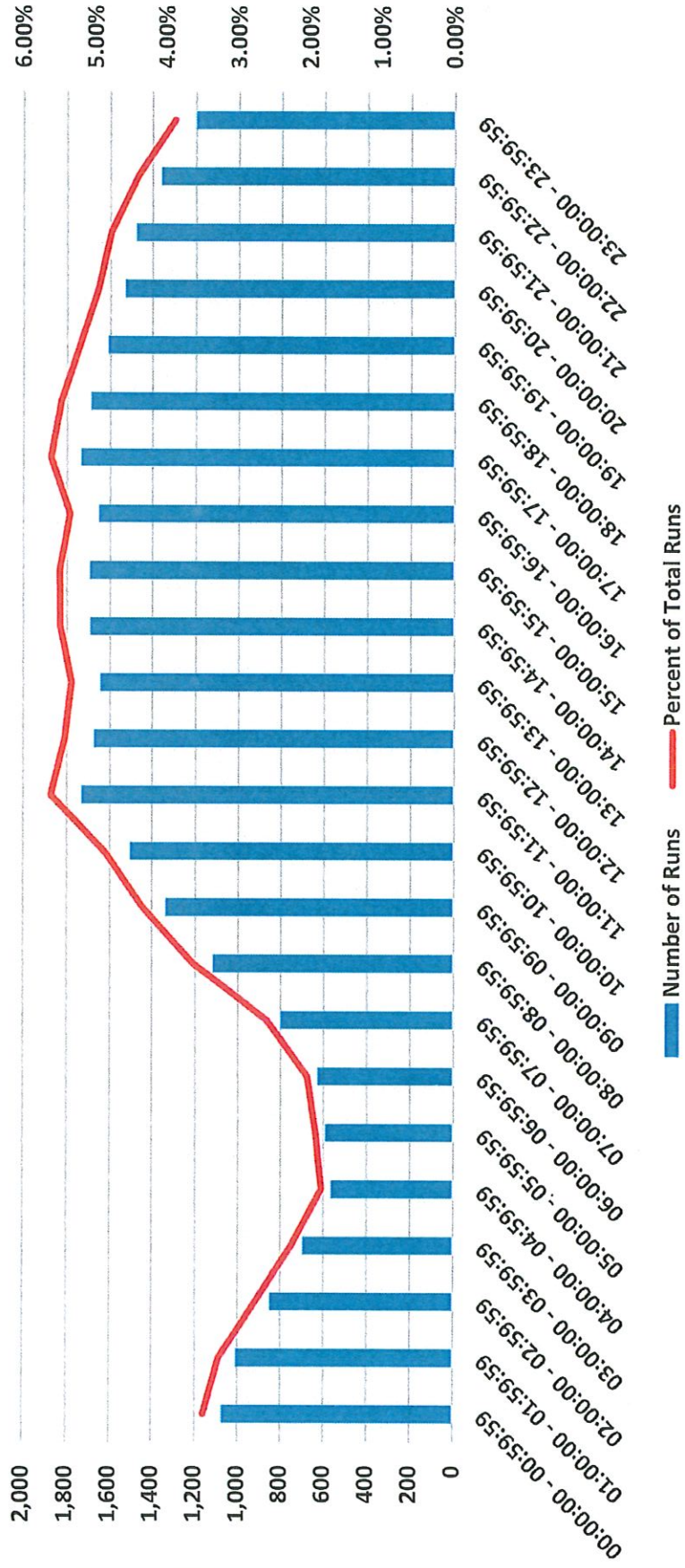
Primary Sympton	# of Times	% of Times
Standby	7	0.02%
Pediatric - Unresponsive	6	0.02%
Water Rescue	6	0.02%
Respiratory Arrest	5	0.02%
Taser Shock	5	0.02%
Electrocution/Lightning	3	0.01%
HAZMAT Standby	3	0.01%
Industrial Accident/Inaccessible Incident/Other Entrapments (Non-Vehicle)	3	0.01%
Safe Station Drug Program	3	0.01%
Pediatric - Cardiac Arrest	2	0.01%
ACHR - Accident Hit & Run	1	0.003%
Active Threat Incident	1	0.003%
Elevator Emergency	1	0.003%
Pediatric - Diabetic	1	0.003%
Penetrating Wounds	1	0.003%
Search and Rescue	1	0.003%
Sting/Envenomation	1	0.003%
Total	30,806	100.00%

**PROVIDENCE FIRE DEPARTMENT
2021 EMS DIVISION**

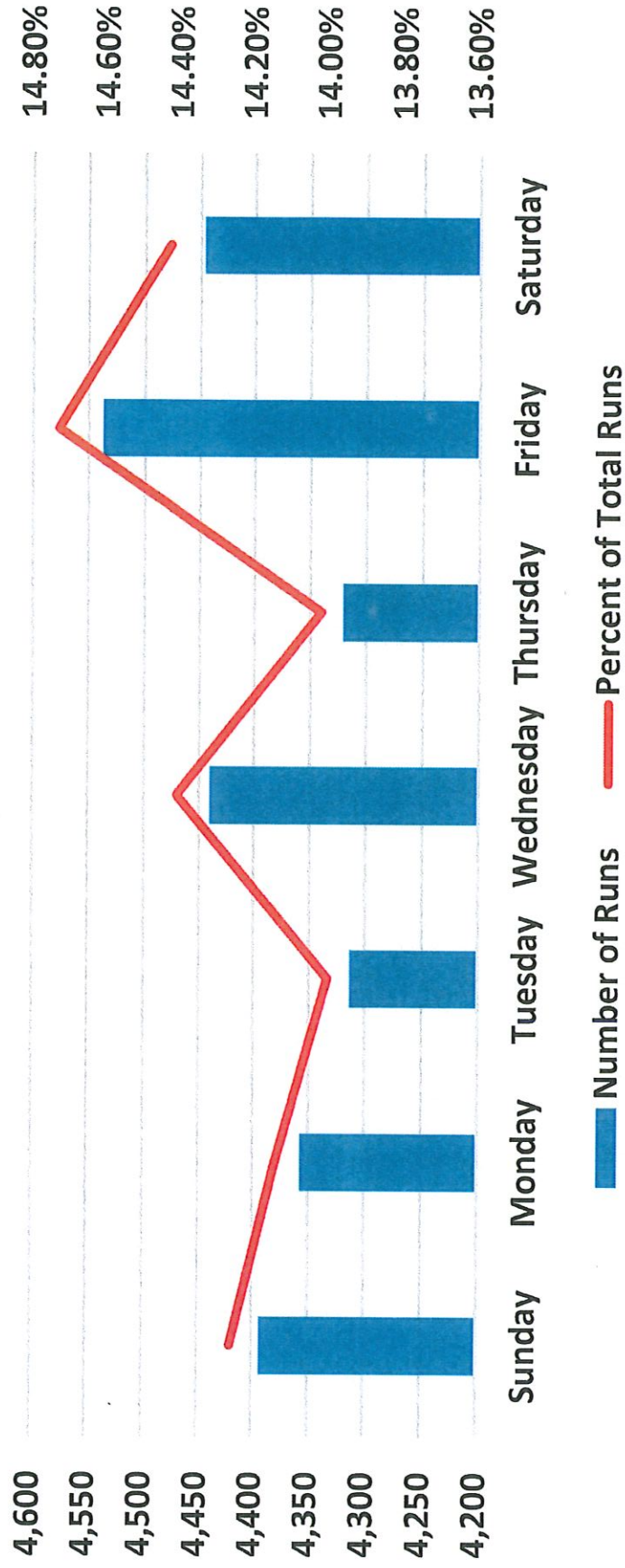
Transports to Area Hospitals

Destination	# of Runs	% of Runs
Rhode Island Hospital	13,976	40.24%
Roger Williams Medical Center	6,091	17.54%
Miriam Hospital	3,955	11.39%
Refused Aid	2,988	8.60%
Hasbro Children's Hospital	1,537	4.43%
No Emergency/Other	1,463	4.21%
Police Matter	1,366	3.93%
Unfounded	1,039	2.99%
St. Joseph's Hospital -- Fatima Unit	892	2.57%
Women & Infants Hospital	414	1.19%
Police Transport	404	1.16%
No Transport	228	0.66%
VA Medical Center	213	0.61%
Kent Hospital	53	0.15%
Safe Station	53	0.15%
Behavioral Health Link(BH Link)	51	0.15%
Providence Community Health Center	9	0.03%
Total	34,732	100.00%

Providence Fire Department Rescue Runs by Hour - 2021



Providence Fire Department Rescue Runs By Day - 2021



PROVIDENCE FIRE DEPARTMENT FIRE PREVENTION BUREAU



2021 ANNUAL REPORT

STEVEN M. PARÉ
Commissioner of Public Safety
Acting Chief of Department

JORGE O. ELORZA
Mayor

STEVEN M. PARÉ
Commissioner of Public Safety
Acting Chief of Department

ANDREW WENT
Fire Prevention Captain



JORGE O. ELORZA
Mayor

Fire Prevention Bureau

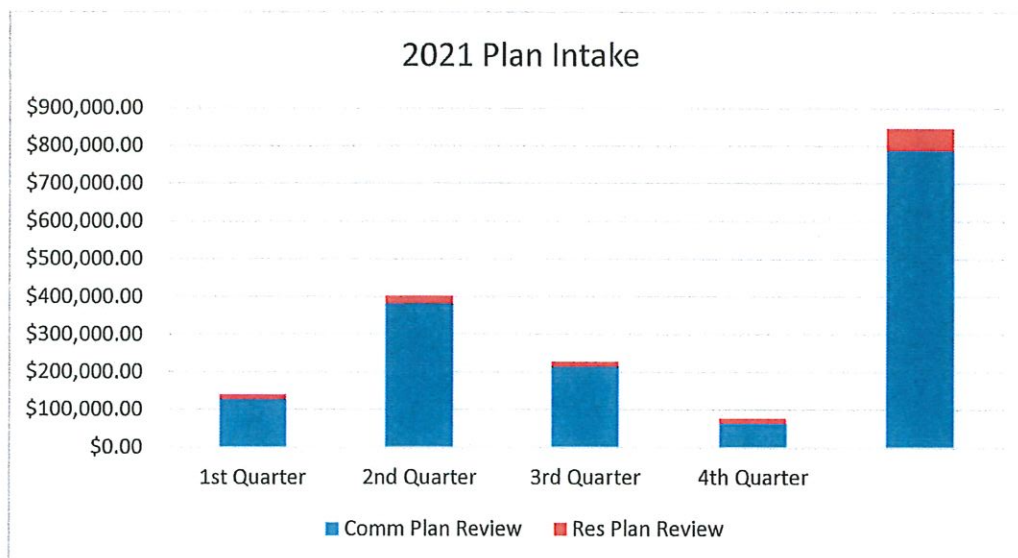
"Smoke Detectors Save Lives"

The principal responsibility of the Providence Fire Department's Fire Prevention Bureau is to promote fire prevention and awareness which is essential to the department's overall mission. Some of the central functions of the Bureau includes plan review, code enforcement and inspections, public education, and fire investigations. Inspectors, plan reviewers, and investigators in the Bureau attend certification training and are licensed as Assistant Deputy State Fire Marshals in order to enforce the code.

Rhode Island adopted an updated Fire Safety Code in July 2021 based on the 2018 editions of NFPA 1 and NFPA 101. Inspectors in the Bureau devoted significant time to learning the new changes.

Plan Review and Construction Inspection

The Fire Prevention Bureau oversees plan reviews for new construction and renovation to ensure compliance with the Rhode Island Fire and Life Safety Codes, including fire rated construction, egress features, emergency lighting, and fire alarm and sprinkler systems. Fire Prevention Bureau personnel make on-site inspections of construction projects periodically to ensure that as-built conditions echo what was approved during the plan review process. Calendar year 2021 was a very active year for construction and renovation throughout the city. Some of the larger projects completed during the year included the new Brown University Wellness Center, two Rhode Island School of Design dormitories that underwent substantial renovation, a number of mid-size apartment buildings, and a large apartment building on South Water Street.



STEVEN M. PARÉ
Commissioner of Public Safety
Acting Chief of Department

ANDREW WENT
Fire Prevention Captain



JORGE O. ELORZA
Mayor

Fire Prevention Bureau

"Smoke Detectors Save Lives"

Residential plan reviews are conducted for installation of interconnected smoke and carbon monoxide detection systems which are required by Code in most residential occupancies, including new one-family homes and two-family homes.

Finally, inspectors from the Bureau worked with the State Fire Marshal's office on several new construction projects on the I-195 redevelopment land.

Plan intake fees collected in 2021 totaled \$847,004 which was a slight increase from 2020.

Code Enforcement Inspection and Public Outreach

The COVID pandemic continued to present the Fire Prevention Bureau with challenges enforcing the Rhode Island Fire Safety Code while at the same time providing assistance to businesses trying to stay open through creative expansion of their premises.

Inspectors processed 1,238 permit applications for liquor and food licenses, outdoor dining, and various special events in 2021, an increase of more than 25% from the previous year. Nearly every neighborhood in the city saw street closures for outdoor dining, COVID testing and vaccination, nightclub expansion, shopping and other activities. The Fire Prevention Bureau provided guidance with maintaining access for fire apparatus, clearance around hydrants and fire department connections, maintaining safe egress, and safety from vehicles. Some of the larger outdoor dining and shopping were on Federal Hill, South Providence, throughout Downtown and in the Jewelry District, Fox Point, Manton, and the East Side.

The Rhode Island Fire Safety Code requires home sellers to obtain a certificate from the Fire Department documenting the inspection of smoke and carbon monoxide alarms. The active nationwide home sale trend was reflected in the market in Providence; smoke inspections brought in more than \$83,000, an increase of over 35% from 2020.

Inspectors also worked with businesses and the public to ensure fire safety with a myriad of other unique activities throughout the year. As required annually by the Rhode Island Fire Safety Code, the Bureau inspected all public and private schools (K-12) and all nightclubs. Planning and inspection was conducted for some large festivals that returned in 2021, including the Seafood Festival, Beer Festival, Puerto Rican Festival, Cape Verdean Festival, and scattered PVD Fest activities. Fireworks permits were issued for events at Brown University, Waterplace Park, and Fox Point. Two major motion pictures were filmed in the city in 2021, personnel were involved with the inspection and coordination of their activities, fire watches, and oversight of fire system impairments. Finally, with the return of winter weather and a rise in COVID cases as 2021 ended, the Bureau assisted helping a vacant nursing home come into fire safety compliance in order to operate as a COVID shelter for the homeless.

STEVEN M. PARÉ
Commissioner of Public Safety
Acting Chief of Department

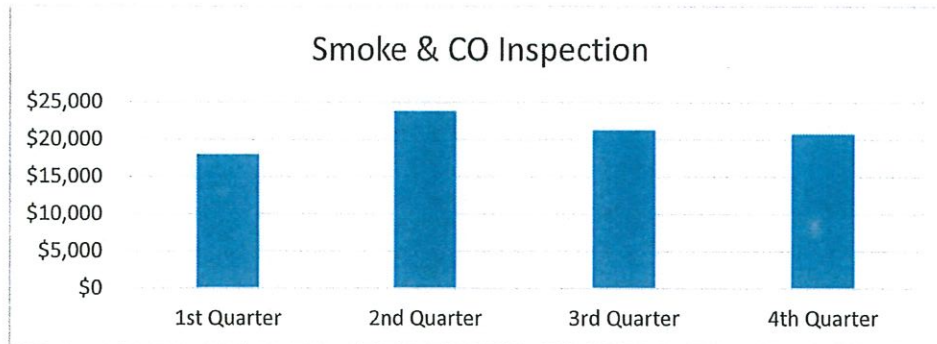
ANDREW WENT
Fire Prevention Captain



JORGE O. ELORZA
Mayor

Fire Prevention Bureau

"Smoke Detectors Save Lives"

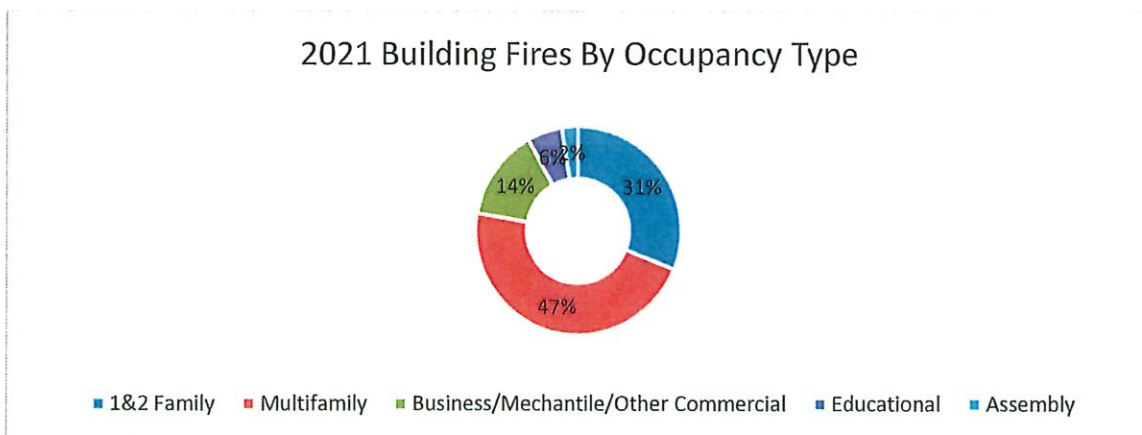


Fire Investigation

Providence Fire and Arson Investigators conducted 359 origin and cause investigations in 2021. Of these investigations, 218 were building fires, 100 vehicle fires and 41 miscellaneous fire incidents that included electrical problems, boiler malfunctions, outside fires and dumpster fires.

Matching annual trend, the overwhelming majority of building fires were in residential-type structures. In 2021, nine fires were in vacant buildings and 16 were in high rises.

The Department's Arson Squad assists in the investigation of multi-alarm fires, fires of suspected incendiary origin, and fires involving injuries or death. In 2021, there were 10 fire-related injuries and 1 fire death in Providence.




The Arson Squad, including K9 Wizard, an accelerant detection canine, maintains a relationship with Providence Police, the State Fire Marshal's office, local offices of the FBI and AFT, along with fire investigators in the surrounding cities and towns.

Public Safety Complex | 325 Washington Street | Providence, RI 02903
401-243-6060 phone | 401-243-6487 fax

PROVIDENCE FIRE DEPARTMENT

DIVISION OF TRAINING



2021 ANNUAL REPORT

STEVEN M. PARÉ
Commissioner of Public Safety
Acting Chief of Department

JORGE O. ELORZA
Mayor

2021 Providence Fire Department Division of Training Activity Report

January

- Radio Training
- EMT/EMT-C Refresher Training
- Chempack Training directions access sent to members
- Fire Captains Exam Announced
- Sim-U-Share Webinar
- Fire Dispatch Captain Announced
- Fire Dispatcher Exam Ordered
- EMS Refresher Instructions distributed to members
- Radiation Webinar Announced
- February Monthly Training Announcements
- Inputting Outside Certificates to Train Instructions sent to members
- Mental Health First Aid (MHFA) Train the Trainer Course Conducted
- HAZmat Training Conducted
- Mask Fit Test Done

February

- Prodigy/EMS Training Instructions sent to members
- Members notified of state training opportunities
- Mask Fit Test Done
- Mental Health First Aid (MHFA) Train-the Trainer Class
- Fire Rescue Lieutenant List Announced
- Fire Dispatch Lieutenant's Exam Conducted
- Point Matrix Checked and Adjusted
- March Monthly Training
- Occupational Cancer Webinar
- OHD Webinar
- IAFF Health Relationship Webinar
- Engine 8 Drill on Forcible Entry Prop
- HAZmat Training

March

- Mask Fit Tests
- EMS Re-Cert for Prodigy and TIMS sent to membership
- EMS Recertification Instruction sent to membership
- Grief in the Fire Service Webinar
- IED Webinar
- Driving Safety Video sent to members
- MHFA Webinar
- Drivers Training Class
- Pedi Sim Lab
- Fire Captains Exam
- April Monthly Training
- Driving Training Class
- EMT Refresher
- Pedi Sim Lab

April

- Fire Prevention Captain's Exam Announced
- Driver Training Class
- Amtrak Training
- Members notified of state training opportunities
- MHFA Zoom Meeting
- Electric Vehicle Training Videos sent to members
- May Monthly Training
- HAZmat Training
- Sim-u-Share Zoom Meeting
- Fire Lieutenants School

May

- Elevator Rescue Training with Mass. Rescue Team
- Rope Rescue Drill
- Pedi Sim Lab
- Confined Space Drill R3, TL1, SH, D1, SB
- Fire Lieutenants Exam Announced
- Driver Training Class
- OHD Mask Fit Machine Demo
- Ethanal Webinar
- Sim Lab Training
- HAZmat Training
- Man Overboard Training – Ship Yard
- June Monthly Training
- Fire Rescue Captain Announced
- Haywood Street Training Grounds Setup
- EMS Training
- Department Mask Fit Test Started

June

- Boston Med Flight Training
- Sim-U-Share Zoom Meeting
- Department Mask Fit Testing Continues
- Driver Training Class
- Haywood Street Training Begins
- CPR Cards Sent to Members
- Fire Prevention Captains Exam
- July Monthly Training
- CPR Training for Police
- National Grid Electric and Gas Training sent to members
- HAZmat Training

July

- Driving Training Class
- New Apparatus Training for Engines
- Fire Lieutenant's Exam
- RISFA 1041 Class distributed to membership
- MHFA Webinar
- MRI Walkthrough at RI Hospital
- MHFA Classes for EMT Refresher
- Hayward Street Grounds Training
- August Monthly Training
- Mental Health First Aid (MHFA) Classes
- HAZmat Training

August

- Fire Rescue Captain Exam
- Training conducted for new Tower Ladder 1
- Tower Ladder 1 Power Point distributed to all members
- HAZmat Training
- Hayward Street Grounds Training
- EMS Recertification Assistance
- September Monthly Training
- Mental Health First Aid (MHFA) Class for EMT Recertification
- Firefighter Down Training at Hayward Street Grounds

September

- AWR Training at RIEMA
- Driver Training for Ladder 5
- Hose Testing
- Hayward Street Grounds Training
- Walkthroughs with National Grid
- Walkthroughs conducted at State House
- EMS Recertification Assistance
- Hose Test Schedule Distributed to Members
- Mental Health First Aid (MHFA) Trainings
- October Monthly Training
- HAZmat Training

October

- Mental Health First Aid (MHFA) Class
- Hose Testing
- Training Conducted for new Ladder Trucks
- Cyber Training
- November Monthly Training

November

- Hose Testing
- EMS Recertification Assistance
- Fire Rescue Lieutenant's Exam Announced
- December Monthly Training
- Hayward Street Grounds Training

December

- Hayward Street Grounds Training Completed
- Univar Walkthroughs
- January Monthly Training