

# PROVIDENCE FIRE DEPARTMENT

In Omnia Paratus



# 2024 Annual Report

BRETT P. SMILEY  
MAYOR

IN CITY COUNCIL

**FEB 06 2025**

READ  
WHEREUPON IT IS ORDERED THAT  
THE SAME BE RECEIVED.

*Sina L. Mastrosi* CLERK

DEREK M. SILVA  
CHIEF OF DEPARTMENT

## DEPARTMENT OVERVIEW

---

The Providence Fire Department is the second oldest continuously operating professional fire department in the United States with a career fire service that began on March 1, 1854. The Department is a full-service fire and emergency medical service agency that provides basic and advanced life support, fire prevention, fire suppression, technical rescue, hazardous materials response, and marine operations.

The Department's current compliment consists of 413 sworn and twenty-three (23) civilian personnel to staff and support twelve (12) Engine Companies, seven (7) Ladder Companies, seven (7) Rescue Companies, one (1) Special Hazards Company, four (4) Battalion Chiefs, and one (1) Deputy Assistant Chief—resulting in a minimum staffing strength of eighty-eight (88) sworn fire and EMS personnel on-duty at all times from twelve (12) fire stations within the City of Providence.

In addition to the operations and emergency medical services divisions, the Department staffs and operates administrative bureaus and divisions such as Headquarters, Fire Prevention, Training, Automotive Maintenance, and Operational Control.

This dedicated team of fire service professionals is led by Chief of Department Derek M. Silva, Assistant Chief of Department Stephen T. Houle, Chief of Operations Joseph L. Molis, Chief of Administration Adam W. Chuman, Chief of EMS Zachariah R. Kenyon, Fire Marshal Derek Simoneau, and Chief of Training and Professional Development Felix P. Ramos, Jr.



## CHIEF OF DEPARTMENT'S MESSAGE

---

On behalf of the Providence Fire Department, it is a pleasure to present our 2024 Annual Report, which summarizes our performance through calls for service, training, education, and fire prevention activities including inspections, education, and investigations.

In 2024, the Providence Fire Department responded to and mitigated 45,750 calls for service. Beyond our emergency responses, we took significant strides in several key areas. We implemented a new record management system to increase accountability and more effectively record and report the work we do. We also established a comprehensive record and reporting system, hired our first Cadet program graduate as a firefighter/EMT, and secured more than \$20 million in grant funding to enhance firefighter/EMT staffing. Additionally, we supported our EMS bicycle unit and Mobile Integrated Health program to ensure we meet the evolving needs of our community. We also implemented a plan for the acquisition of six new fire engines, a tower ladder, and a rescue unit to bolster our emergency response resources and replace aging equipment, ensuring we are ready to respond.



Furthermore, we have increased our resources to better serve the city's unhoused population by utilizing our mobile health and EMS bicycle units, ensuring that appropriate resources are available to meet their needs.

Looking ahead, the Department is committed to continued transformation through the adoption of new policies and programs, all while maintaining our reputation as a professional and high-performing fire and emergency services provider.

I want to extend my sincere thanks and appreciation for the unwavering dedication and hard work our firefighters demonstrate each and every day in service to our great city.

## DEPARTMENT ACCOMPLISHMENTS

---

- Successfully applied for and received \$18.2 million in Federal Emergency Management Agency's Assistant to Firefighters and SAFER grant funds.
- Implemented a new record management system providing a comprehensive program where all bureaus and divisions utilize the same record and reporting.
- Recruitment, training, and appointment of fifty-four (54) new firefighters through a lateral program reducing the time and costs associated with training new firefighters.
- Finalized the transition to digital reporting and record keeping so that the Department no longer relies on paper to complete tasks.
- Trained and certified all sworn personnel to the current standard for Incident Command and the National Incident Management System.
- Reviewed and updated the Department's Incident Command System.
- Completed recruitment and testing process for 2025's entry-level fire academy with a scheduled academy of fifty (50) new trainees for the 56th Training Academy.
- Expanded the EMS Bicycle and Mobile Integrated Health Units in collaboration with the Health and Human Services Office and funding through SAMHSA.

## DEPARTMENT ACCOMPLISHMENTS

---

- Established and implemented an officer development program for newly promoted officers.
- Implemented new GPS technology and proximity dispatch of fire and EMS units providing a faster and more efficient system for deploying resources.
- Confirmed and approved the acquisition of six (6) new fire engines, one (1) new tower ladder, and one (1) advanced life support rescue to replace aging units.
- Acquired new technology and firefighting resources for responding to electric vehicle and battery incidents.
- Acquired new marine and water rescue equipment to address the increased response to urban water emergencies.
- Successfully graduated and hired one (1) firefighter through a newly established Cadet Program which recruits through our existing CTE program with Providence Public Schools.
- Participated in several large-scale trainings and exercises to ensure the department is ready to respond to low frequency, high risk incidents.

## **BUREAUS & DIVISIONS**

---

### **Headquarters (325 Washington St.)**

Chief of Department Derek Silva

Assistant Chief of Department Stephen Houle

Chief of Operations Joseph Molis

Chief of Administration Adam Chuman

Chief of EMS Zachariah Kenyon

HR Manager Katherine Rodriguez

Confidential Assistant Maria Radcliffe

Administrative Assistant Miriam Garcia de Navarro

Administrative Assistant Alexis Grullon

### **Fire Prevention Bureau (325 Washington St.)**

Fire Marshal Derek Simoneau

Staff: 22

### **Division of Training (274 Reservoir Ave.)**

Chief of Training and Professional Development Felix Ramos Jr.

Staff: 5

### **Bureau of Operational Control (1 Communications Place)**

Dispatcher Captain Joseph Caffey

Staff: 5

### **Air Supply (155 Humboldt Ave.)**

Air Supply Technician Peter Tavares

Staff: 1

### **Automotive Maintenance Division (382 Dexter St.)**

Superintendent George A. Lazzareschi Jr.

Staff: 14

## CALLS FOR SERVICE

---

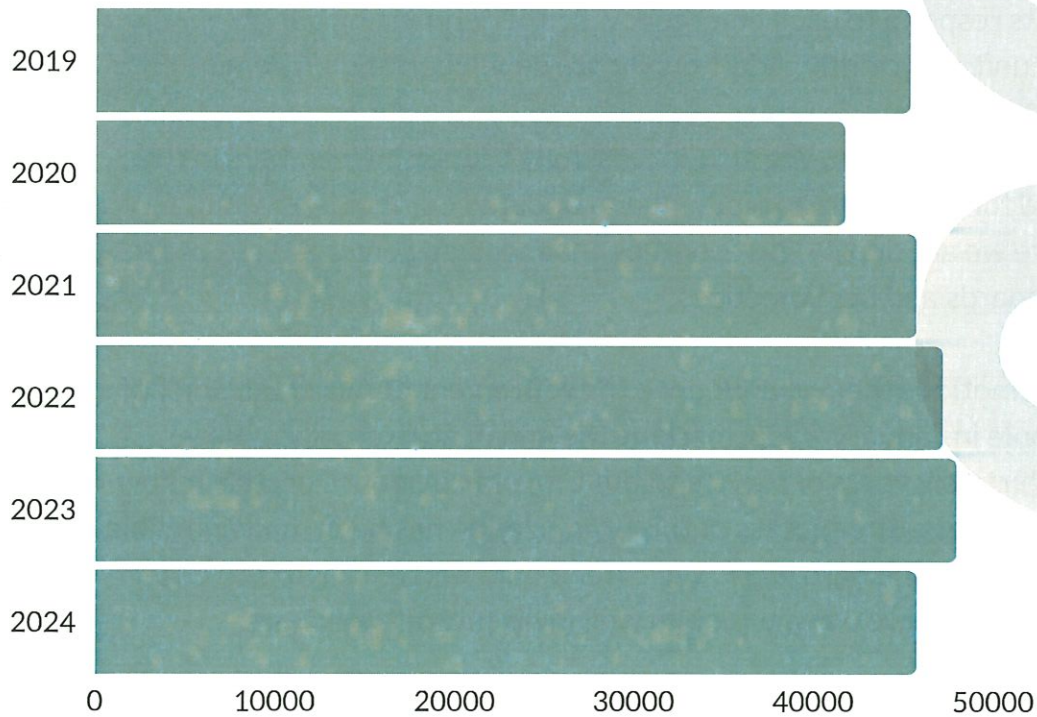
The Providence Fire Department responded to a myriad of calls for service that utilized the skills and training of our firefighters, from advanced life support to hazardous materials response and structural firefighting.

---

# 45,750

CALLS FOR SERVICE

---



# ASSISTANT CHIEF OF DEPARTMENT

---

The Department's operational command, led by Assistant Chief Houle, encompasses all personnel and units responsible for the delivery of fire and emergency medical services through various bureaus and divisions.

As the day-to-day commander, the Assistant Chief of Department is responsible for ensuring the Department's bureaus and divisions carry out the orders and directions of the Chief of Department. This critical role cultivates collaboration among operations, emergency medical services, fire prevention, and training to ensure all who live in and visit our city receive the highest level of service from our dedicated civilian and sworn personnel.



In 2024, the Providence Fire Department embraced new technology to improve how our emergency units are dispatched. This initiative has significantly decreased response times and ensured that the most appropriate units respond to each emergency, further enhancing our ability to serve the community efficiently. Additionally, we developed and implemented a realistic apparatus and vehicle replacement plan to ensure our resources can respond safely and effectively. We also successfully trained all members in the newest standard for incident management and updated our incident command system to ensure we are deploying resources and managing emergencies based on industry standards and best practices.

It is with mixed emotions that we announce the retirement of Assistant Chief of Department Houle in January 2025, marking the end of an exemplary career spanning over thirty-six years of service to the City of Providence and his fellow firefighters and officers. The success of this organization has been made possible through his dedication and hard work. We extend our heartfelt thanks to Chief Houle for his years of service and wish him well in his future endeavors.

## STATIONS & STAFFING

---

The fire department staffs and operates from twelve (12) fire stations that house twenty (20) fire companies, seven (7) rescue companies, one (1) special hazards, four (4) battalions, and a division chief. Additionally the department operates several support and special operations units such as the Hazardous Materials team and Marine units.

Each fire and rescue company is commanded by a Captain and three (3) Lieutenants that are divided amongst the four (4) shift assignments. In addition to the Captain or Lieutenant, fire companies such as engines and ladders are staffed with either two (2) or three (3) firefighters while rescue companies are staffed with an officer and a rescue technician.

These companies are assigned to one of three (3) geographic districts within Providence; 1st, 2nd, and 3rd, which are commanded by a Battalion Chief, each responsible for approximately thirty (30) on-duty firefighters and officers.

The total shift staffing of eighty-seven (87) chiefs, officers, and firefighters is commanded by the on-duty Deputy Assistant Chief assigned as Division 1.

### **Division 1 (shift commander)**

A group: Deputy Assistant Chief Robert Jackson

B group: Deputy Assistant Chief Craig Grantham

C group: Deputy Assistant Chief Robert Butler

D group: Deputy Assistant Chief Joseph Paiva

## STATIONS & STAFFING

---

### **10 Branch Avenue**

Companies: Engine 2, Ladder 7, Rescue 3, Battalion 3, and Marine Unit.

Staff: 9 per shift

### **325 Washington Street**

Companies: Engine 3, Tower Ladder 1, Special Hazards 1, Rescue 4, Safety Operations Battalion, and Division 1

Staff: 16 per shift

### **489 Hartford Avenue**

Companies: Engine 6 and Rescue 2

Staff: 5 per shift

### **151 North Main Street**

Companies: Engine 7, Rescue 5, Air Supply 1, Hazmat 1, Car 56, and Marine Unit.

Staff: 6 per shift

### **201 Messer Street**

Companies: Engine 8, Tower Ladder 2, and Battalion 2

Staff: 9 per shift

### **223 Brook Street**

Companies: Engine 9, Ladder 8 and Marine Unit.

Staff: 6 per shift

### **847 Broad Street**

Companies: Engine 10, Ladder 5, and Rescue 1

Staff: 9 per shift

### **274 Reservoir Avenue**

Companies: Engine 11, Division of Training, and Marine Unit.

Staff: 3 per shift

### **426 Admiral Street**

Companies: Engine 12, Ladder 3, and Rescue 7

Staff: 9 per shift

### **776 Allens Avenue**

Companies: Engine 13 and Battalion 1

Staff: 5 per shift

### **630 Atwells Avenue**

Companies: Engine 14, Ladder 6, and Rescue 6

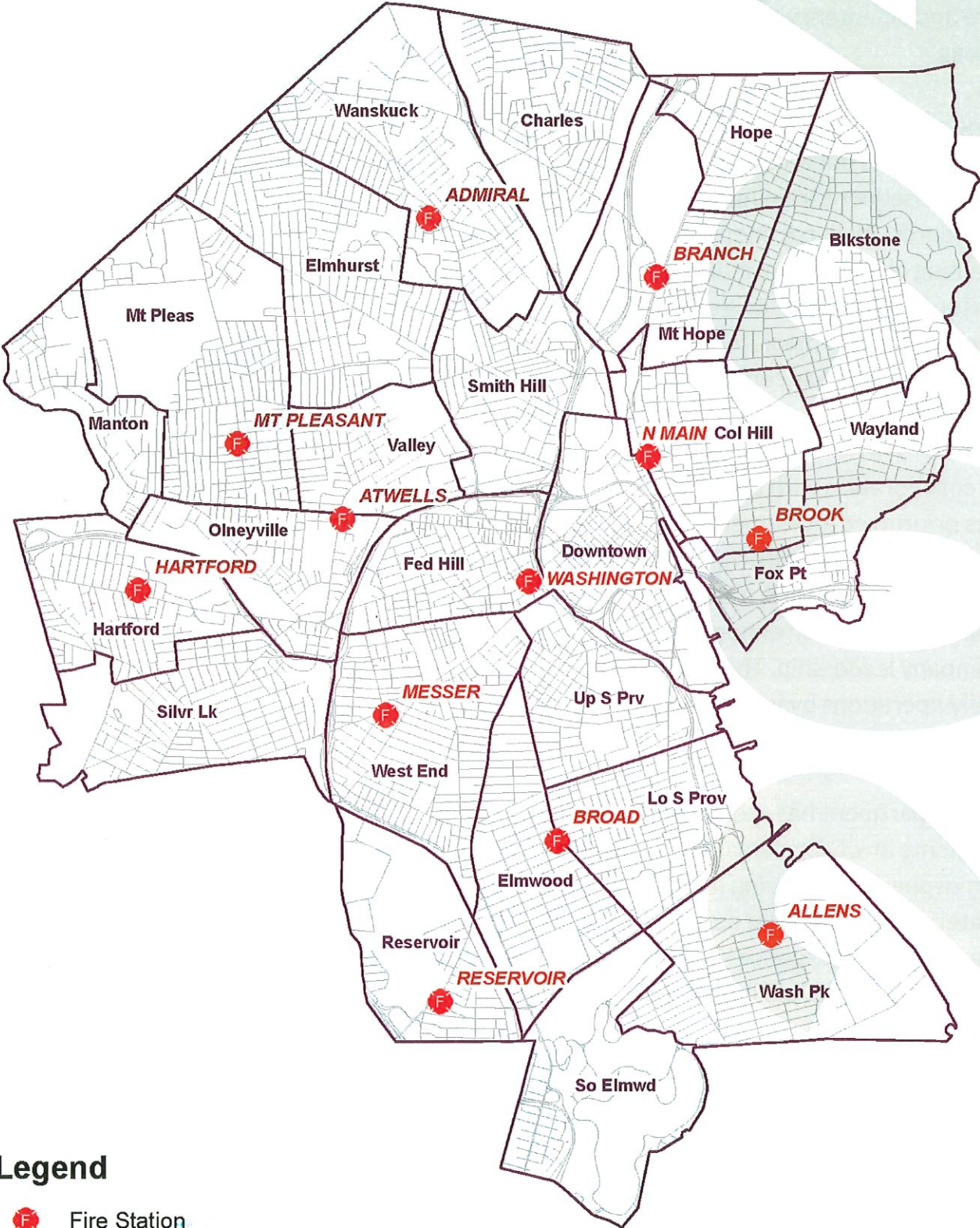
Staff: 9 per shift

### **136 Mount Pleasant Avenue**

Companies: Engine 15

Staff: 3 per shift

# STATION MAP



## Legend

-  Fire Station
-  Neighborhood

# OPERATIONS

---

The Operations Division is the largest within the Department, responsible for delivering fire and emergency medical services under the leadership of Chief of Operations Joseph Molis.

One of the cornerstone achievements of the Operations Division was updating the Incident Management System (IMS) and subsequent training to ensure compliance with national standards. All department members completed the necessary training objectives to implement and utilize the National Incident Management System (NIMS). Chief officers meet or exceed the intermediate level of proficiency, and the entire command staff has completed advanced incident command training.



In collaboration with the Division of Training, the department has prioritized investments in leadership development initiatives for its chief and company officers. All officers have achieved national standards for Fire Officer, Incident Safety Officer, and Fire Service Instructor certifications. Many officers also attended courses focused on enhancing fire service professional skills, fire ground operations, and company leadership. These comprehensive training programs have significantly impacted daily operations by improving decision-making, leadership practices, service delivery, and customer satisfaction.

The department has acquired new equipment to enhance its response capabilities for incidents involving damaged lithium-ion batteries. Additional upgrades include advanced atmospheric monitoring meters for natural gas leaks, carbon monoxide, and hazardous material incidents. The department has also invested in rafts and protective clothing to improve flood response resiliency, standardized its battery-operated tool platform, and replaced decades-old hose appliances.

As one of the busiest departments in New England, the Providence Fire Department has prioritized strengthening relationships with external stakeholders such as the Providence Emergency Management Agency (PEMA), the Local Emergency Planning Committee (LEPC), and industries located at the Port of Providence. Several specialty response teams work closely with the Rhode Island Emergency Management Agency (RIEMA) to support regional responses through special operations teams.

# ENGINE COMPANIES

---

## Total calls dispatched per engine company:

Engine 2 (Branch Ave.) 4,438

Engine 3 (Washington St.) 5,533

Engine 6 (Hartford Ave.) 2,267

Engine 7 (North Main St.) 4,013

Engine 8 (Messer St.) 4,084

Engine 9 (Brook St.) 2,878

Engine 10 (Broad St.) 3,843

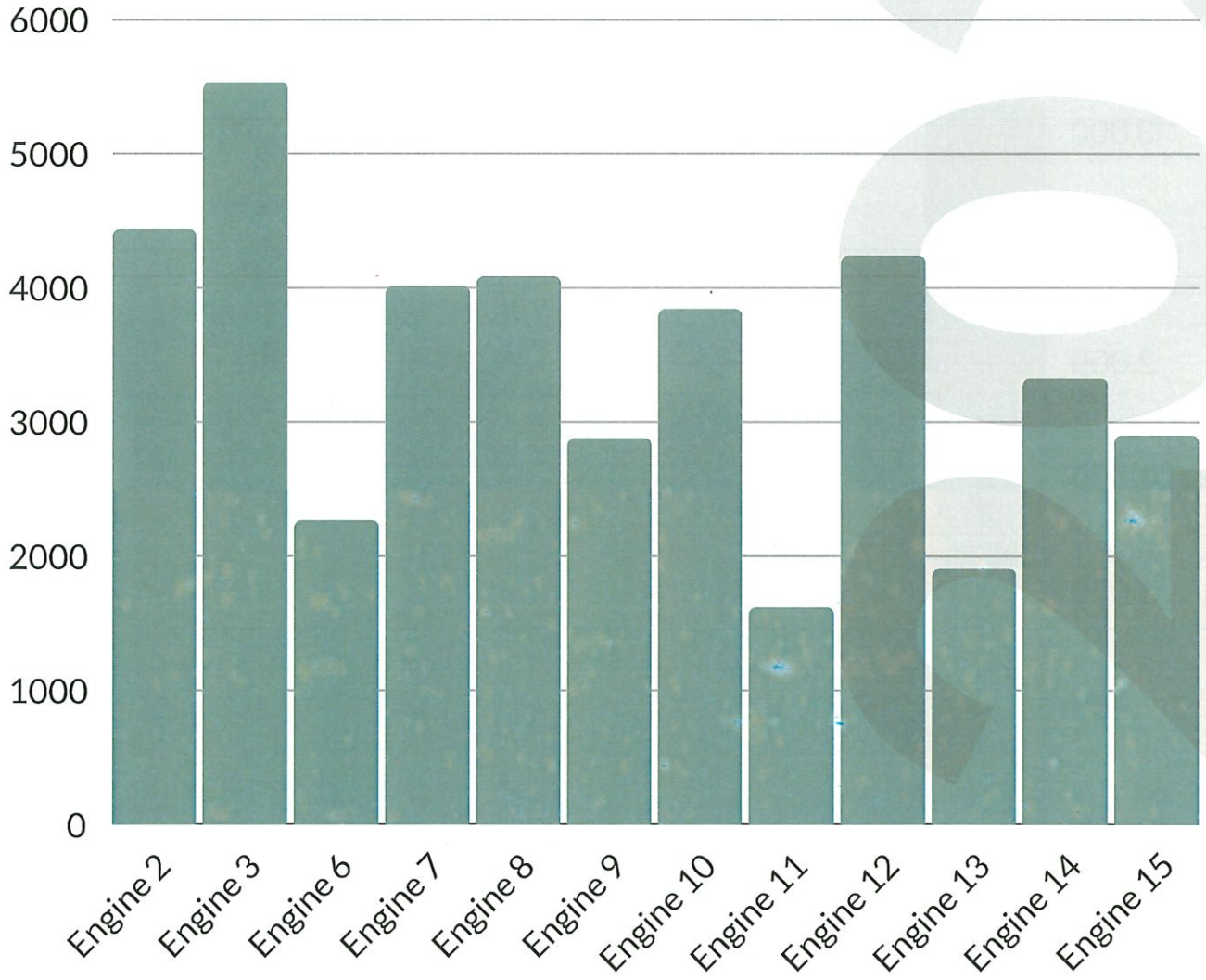
Engine 11 (Reservoir Ave.) 1,617

Engine 12 (Admiral St.) 4,240

Engine 13 (Allens Ave.) 1,906

Engine 14 (Atwells Ave.) 3,323

Engine 15 (Mt. Pleasant Ave.) 2,898



# LADDER COMPANIES & SPECIAL HAZARDS

---

## Total calls dispatched per company:

Tower Ladder 1 (Washington St.) **3,132**

Tower Ladder 2 (Messer St.) **2,101**

Ladder 3 (Admiral St.) **1,850**

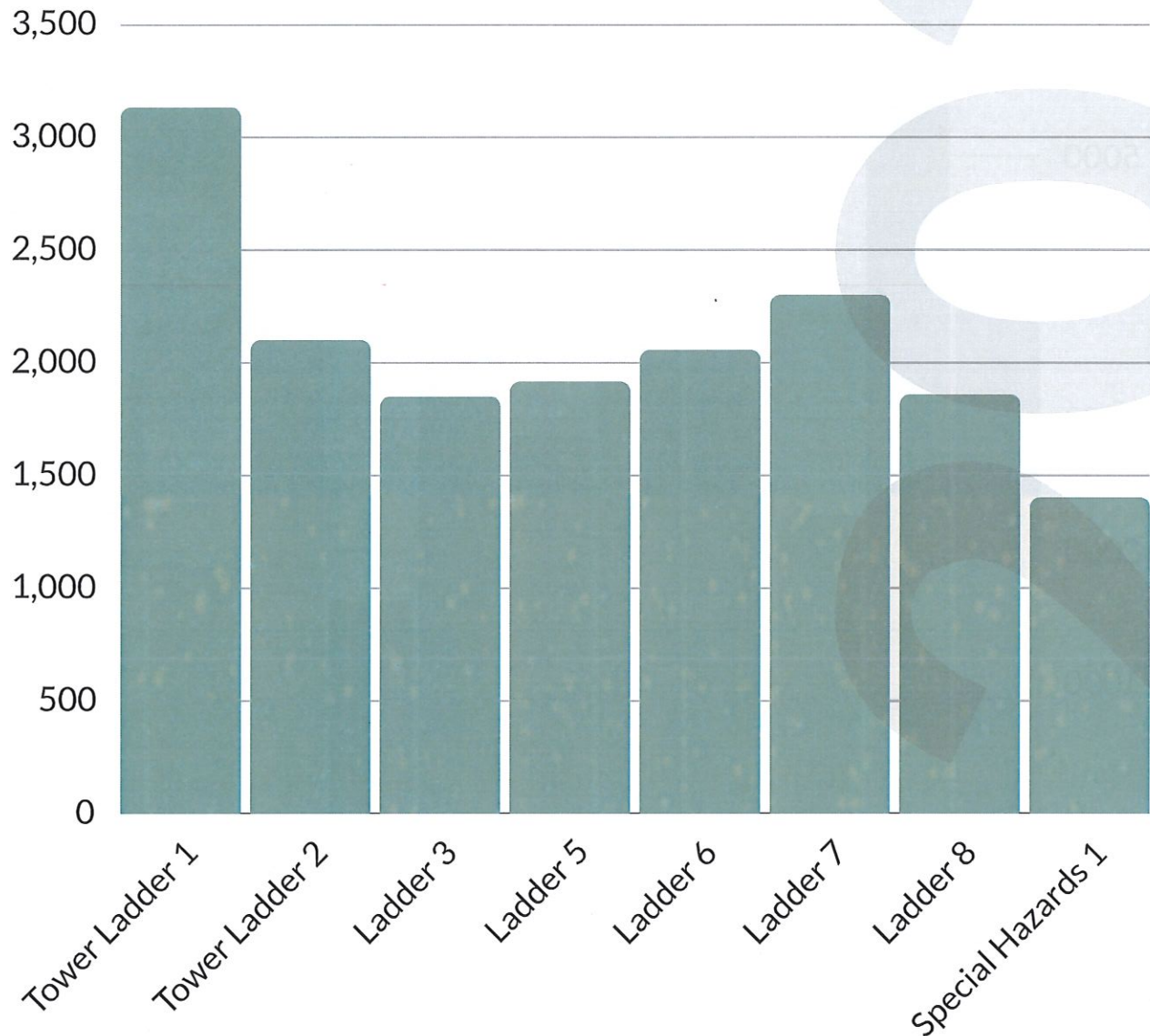
Ladder 5 (Broad St.) **1,917**

Ladder 6 (Atwells Ave.) **2,057**

Ladder 7 (Branch Ave.) **2,301**

Ladder 8 (Brook St.) **1,859**

Special Hazards 1 (Washington St.) **1,402**



## OPERATIONS (NFIRS REPORT TYPES)

---

Building fire	105
Cooking fire, contained	101
Brush or brush-and-grass mixture	73
Vehicle Fire	68
Outside rubbish, trash or waste	59
Fire, other	44
Dumpster or other outside trash	26
Outside rubbish fire, other	24
Trash or rubbish fire, contained	22
Special outside fire, other	16
Fuel burner/boiler malfunction,	10
Overpressure or Rupture	10
Outside storage fire	3
Outside equipment fire	3
Excessive heat, scorch burns wit	3
Commercial Compactor fire, confined to rubbish	1
<b>Total Fire and Overpressure (No Fire) Series</b>	<b>568</b>

## OPERATIONS (NFIRS REPORT TYPES)

EMS call, excluding vehicle accidents	21684
Motor vehicle accident with injuries	1054
Motor vehicle accident with no injuries	548
Removal of victim(s) from stalled elevator	229
Motor vehicle/pedestrian accident	181
Rescue, EMS incident, other	117
Emergency medical service, other	50
Lock-in (if lock out , use 511 )	36
Medical assist, assist EMS crew	18
Extrication of victim(s) from vehicle	13
Water & ice-related rescue, other	12
Extrication of victim(s) from machinery	9
Extrication, rescue, other	7
Watercraft rescue	6
Search for person on land	2
Search for person in water	2
Extrication of victim(s) from building /structure	1
Trench / Below Grade rescue	1
High Angle Rescue	1
Trapped by power lines	1
<b>Total Rescue and EMS Incident Series</b>	<b>23972</b>

## OPERATIONS (NFIRS REPORT TYPES)

Gas leak (natural gas or LPG)	210
Carbon monoxide incident	127
Power line down	60
Electrical wiring/equipment pro	45
Arcing, shorted electrical equip	32
Overheated motor	24
Gasoline or other flammable liqu	21
Heat from short circuit (wiring)	9
Oil or other combustible liquid	8
Accident, potential accident, ot	7
Building or structure weakened o	6
Chemical hazard (no spill or lea	5
Breakdown of light ballast	4
Vehicle accident, general cleanup	4
Attempt to burn	4
Hazardous condition, other	3
Combustible/flammable gas/liquid	2
Chemical spill or leak	2
Attempted burning, illegal actio	2
Toxic condition, other	1
Aircraft standby	1
Threat to burn	1
<b>Total Hazardous Condition (No Fire) Series</b>	<b>578</b>

## OPERATIONS (NFIRS REPORT TYPES)

---

Assist invalid	554
Lock-out	341
Public service assistance, other	275
Police matter	220
Public service	215
Cover assignment, standby, moveu	112
Assist police or other governmen	73
Water or steam leak	64
Water problem, other	61
Unauthorized burning	45
Person in distress, other	21
Defective elevator, no occupants	15
Service Call, other	14
Smoke or odor removal	13
Water evacuation	7
Ring or jewelry removal	5
Animal rescue	5
Animal problem	2
<b>Total Service Call Series</b>	<b>2042</b>

## OPERATIONS (NFIRS REPORT TYPES)

---

Dispatched & canceled en route	1230
No incident found on arrival at	658
Good intent call, other	438
Smoke scare, odor of smoke	178
HazMat release investigation w/n	37
EMS call, party transported by n	35
Wrong location	15
Authorized controlled burning	11
Smoke from barbecue, tar kettle	8
Steam, other gas mistaken for sm	7
Steam, vapor, fog or dust though	5
Vicinity alarm (incident in othe	3
Biological hazard investigation,	3
<b>Total Good Intent Call Series</b>	<b>2628</b>

## OPERATIONS (NFIRS REPORT TYPES)

---

Smoke detector activation, no fire	1492
Alarm system activation, no fire	1401
Smoke detector activation due to	596
Alarm system sounded due to malf	515
Detector activation, no fire - u	198
Municipal alarm system, maliciou	153
Carbon monoxide detector activat	93
Unintentional transmission of al	92
CO detector activation due to ma	91
Local alarm system, malicious fa	84
Malicious, mischievous false cal	64
Direct tie to FD, malicious fals	64
Heat detector activation due to	55
False alarm or false call, other	53
Sprinkler activation, no fire -	38
System malfunction, other	29
Sprinkler activation due to malf	27
Extinguishing system malfunction	6
Extinguishing system activation	5
Telephone, malicious false alarm	2
Central station, malicious false	2
<b>Total False Alarms and False Call Series</b>	<b>5060</b>

## STRUCTURE FIRES (MULTIPLE ALARMS)

---

Multiple alarm fires are confirmed structure fires where the situation required additional resources beyond the first alarm/still box assignment. Each additional alarm assignment adds two (2) engines, one (1) ladder and one (1) battalion chief.

### Total compliment of firefighters, officers, and chiefs per alarm:

1st Alarm: 29 to 34

2nd Alarm: 1st alarm and an additional 11 to 14

3rd Alarm: 2nd alarm and an additional 11 to 14

DATE/TIME	ADDRESS	ALARM
5 JAN 24- 1548	13 BALCOM ST	2ND ALARM
8 JAN 24- 1317	102 SUPERIOR ST	2ND ALARM
29 FEB 24- 1118	31 TOURO ST	2ND ALARM
4 MAR 24- 0142	385 NIAGRA ST	2ND ALARM
16 MAR 24- 1550	325 CRANSTON ST	2ND ALARM
24 MAR 24- 1303	92 AYRAULT ST	2ND ALARM
2 JUN 24- 1545	146 INDIANA AVE	2ND ALARM
2 JUN 24- 2257	433 PINE ST	3RD ALARM
14 JUL 24- 1514	25 TOBEY ST	2ND ALARM
16 JUN 24- 1150	220 SACKETT ST	2ND ALARM
30 SEP 24- 0103	5 CATHEDRAL SQ	2ND ALARM
15 OCT 24- 1917	1187 WESTMINSTER ST	2ND ALARM
17 OCT 24- 1843	1053 BROAD ST	2ND ALARM
18 OCT 24- 1106	117 LAUREL HILL AVE	3RD ALARM
18 OCT 24- 1758	50 RANDALL ST	2ND ALARM
29 OCT 24- 1732	77 FORD ST	2ND ALARM
16 NOV 24- 1429	22 GEORGIA AVE	2ND ALARM
20 NOV 24- 0021	67 ORCHARD AVE	2ND ALARM
29 NOV 24- 1111	10 MONTICELLO ST	2ND ALARM
10 DEC 24- 0209	839 ELMWOOD AVE	3RD ALARM

## ADMINISTRATION

---

The Administrative Bureau under the leadership of Chief of Administration Adam Chuman serves as the liaison and leader for many of the core functions the department relies on, including equipment procurement, information technology, human resources, health and safety initiatives, grant writing, and coordination with the departments of public safety and public property.

Building on the technological improvements made last year, the Administrative Bureau successfully implemented the use of new innovative reporting and analytical software. This software streamlines incident reporting, enhances the department's ability to collect, connect, and analyze data, and increases continuity across the three primary divisions of the department: fire suppression, emergency medical services, and fire prevention. Additionally, this year the department transitioned to a GPS-based dispatch system, ensuring that units are dispatched according to GPS-drawn districts.



Working diligently to identify areas of need and applying for federal funds through the grant process, the department procured over \$18 million in grants. These grants include \$1.3 million to purchase a new rescue vehicle and a new fully equipped engine, \$16.9 million to hire, train, and pay the full salary for three years for 44 new firefighters, and \$98,000 for maintenance and relocation of the fire department's air supply station, with regionalization efforts involving Pawtucket.

The Administrative Bureau oversaw the recruitment, training, and hiring of 54 new firefighters through two separate academies. For the first time, this included a graduate of the Division of Training's Community Technical Education program. These new firefighters, along with the 44 recruits to be hired in the coming year, will put the department on track to be fully staffed for the first time in over six years.

To enhance department morale, professionalism, and overall appearance, the Administrative Bureau coordinated a new uniform procurement system, allowing members to efficiently replace uniforms; collaborated with the Operations Bureau to acquire necessary equipment and supplies, ensuring firefighters are well-equipped to serve the public effectively.

Through continuous technological advancements and the implementation of forward-thinking policies, our Administrative Bureau is committed to improving the Providence Fire Department's functionality and the quality of services we provide.

## SWORN NON-UNION AND CIVILIAN COUNT

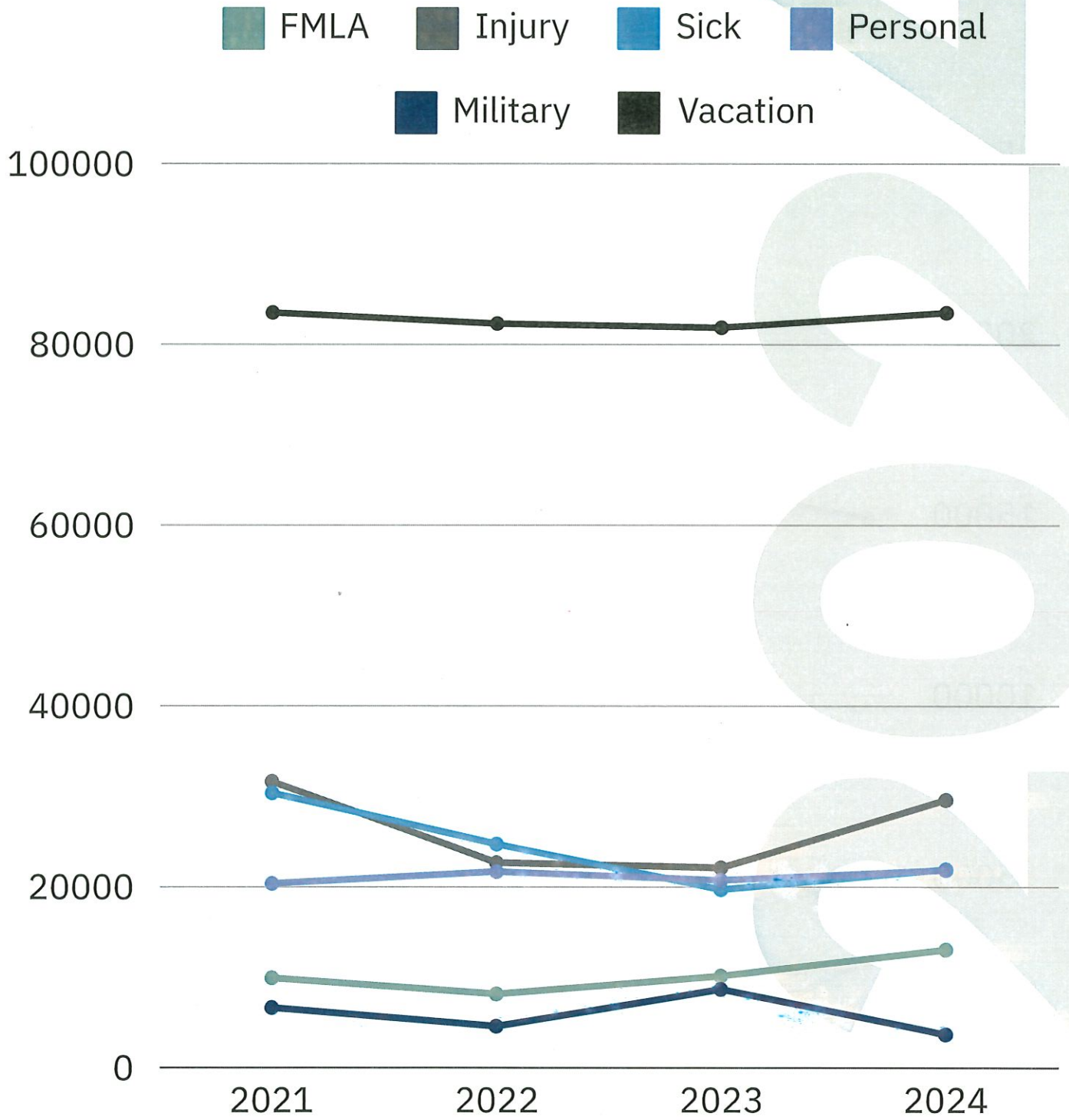
Sworn Non-Union	2024	2023	2022
Chief of Dept.	1	1	0
Assistant Chief of Dept.	1	0	0
Chief of Operations	1	1	1
Chief of Administration	1	1	1
Fire Marshal	1	1	0
Chief of EMS	1	1	1
Chief of Training	1	0	0
<b>Total</b>	<b>7</b>	<b>5</b>	<b>3</b>

Civilian Staff	2024	2023	2022
Confidential Assistant	1	0	0
Administrative Assistant	2	2	2
Human Resources Manager	1	1	1
Account Analyst	0	1	1
Front Desk Clerk	1	1	1
Fire Prevention Clerk	1	1	1
Repair Division Clerk	1	1	1
Superintendent of Repair	1	1	1
Asst. Superintendent Repair	1	1	1
Plan Review Inspector	3	3	3
Fire Equipment Person	1	1	1
Mechanic	10	10	10
<b>Total</b>	<b>23</b>	<b>23</b>	<b>23</b>

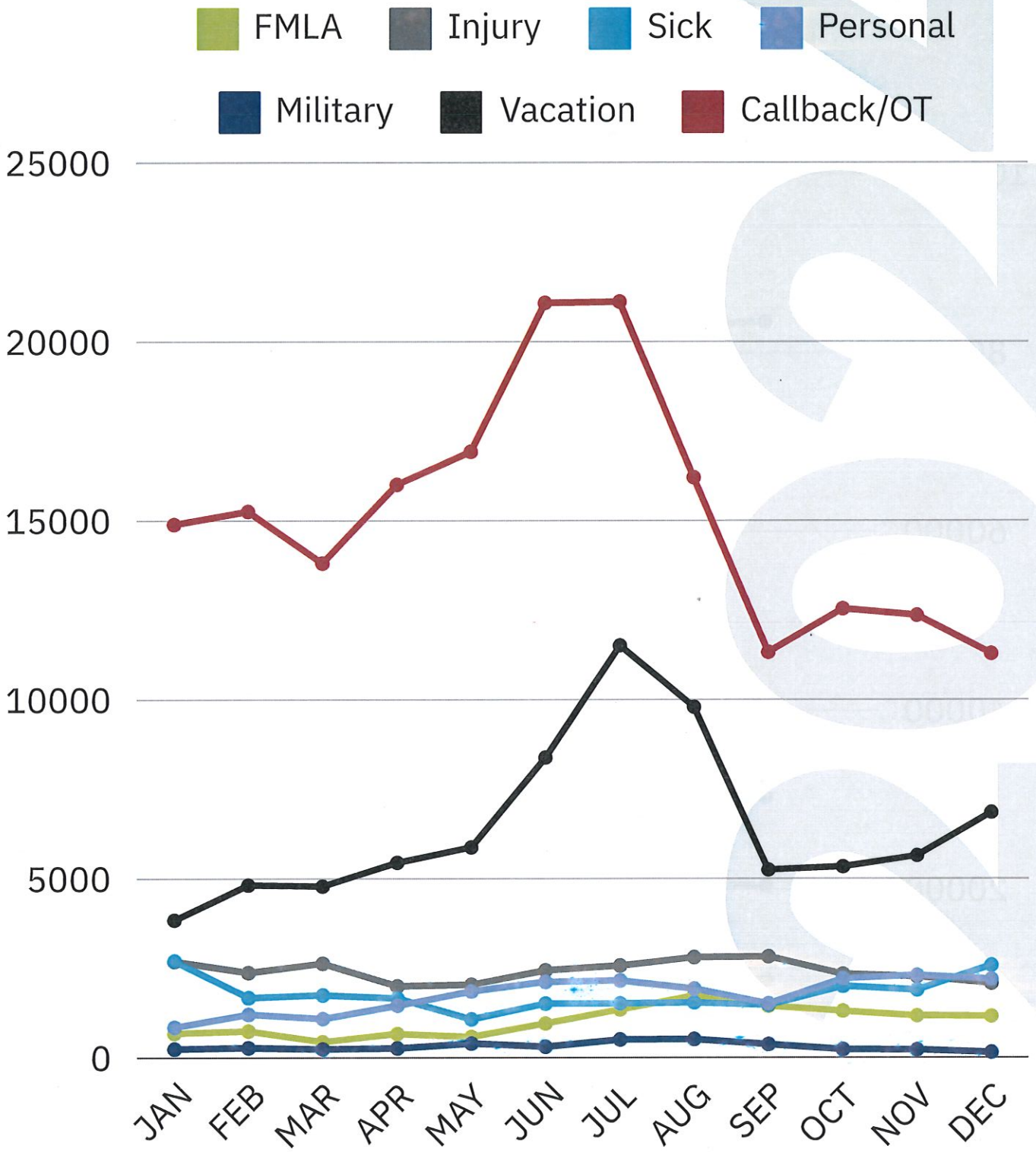
## SWORN UNION COUNT

Sworn Union	2024	2023	2022
Deputy Assistant Chief	4	4	4
Battalion Chief	16	16	16
Fire Captain Training	1	1	1
Dispatcher Captain	1	1	1
Fire Prevention Captain	1	1	1
EMS Captain	1	1	1
Fire Captain	20	20	20
Rescue Captain	7	7	7
Fire Prevention Lieutenant	2	2	2
Fire Lieutenant	60	60	60
Rescue Lieutenant	21	21	21
Dispatcher In Charge	4	4	4
Fire Training Instructor	3	3	3
Person In Charge - Carpenter	0	0	1
Person In Charge - Supply	0	0	1
Fire Investigator	4	4	4
Arson Investigator	1	2	2
Air Supply Technician	1	1	1
Inspector - Plan Review	5	5	5
Rescue Technician	28	28	28
Firefighter	225	196	185
<b>Total</b>	<b>405</b>	<b>377</b>	<b>368</b>

# PTO USAGE 2021 - 2024



# PTO USAGE AND CALLBACK/OT BY MONTH



# SWORN PERSONNEL COUNT JAN 2019 - DEC 2024



## EMERGENCY MEDICAL SERVICES

---

The Division of Emergency Medical Services is dedicated to providing the highest quality pre-hospital care to residents and visitors of the City of Providence. As the busiest provider of both advanced life support (ALS) and basic life support (BLS) in Rhode Island, and the second busiest in New England, the Division has evolved to utilize both traditional services and innovative methods to meet the needs of our patients. We aim to deliver compassion, professionalism, and outstanding customer service to all in need.

Led by EMS Chief Zachariah Kenyon, the Division comprises seven advanced life support rescues that responded to over 30,000 calls and transported over 26,000 people to area hospitals in 2024. In addition to our seven rescues, all twelve Engine Companies and seven Ladder Companies are staffed with Cardiac-level EMTs have advanced life support capabilities. The EMS Division is also responsible for the certification and training of all Providence firefighters as emergency medical technicians and continually strives to improve the quality of patient care. Additionally, the EMS division has increased resources for alternative units to more appropriately respond to the needs of our community:



The EMS Bicycle Response consists of teams of two Providence Fire EMTs on bicycles that provide basic care in high-response areas. These teams are capable of addressing basic needs without requiring a rescue unit or transport to an emergency room. When necessary, the teams have advanced life support capabilities to provide higher care while awaiting additional resources. When not on active calls, the teams connect individuals to services and distribute Narcan kits, having handed out over 1,000 doses of Narcan in the past year.

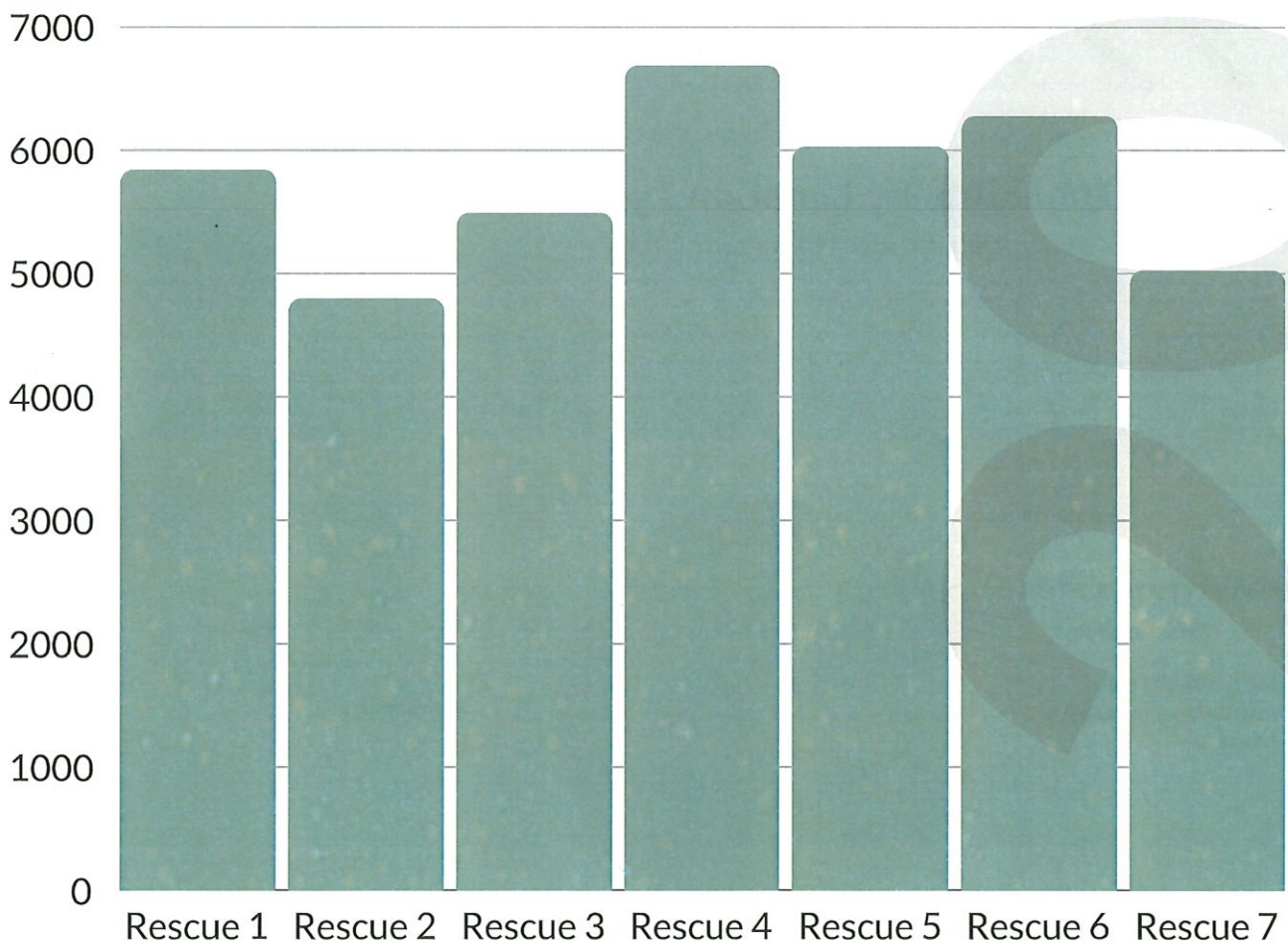
The Mobile Health/Mental Health Response is a partnership between a Providence Fire EMT and a licensed mental health clinician from The Providence Center, this unit responds to individuals in mental health crises. All Providence Fire members working in this unit have completed forty hours of Crisis Intervention Team (CIT) training, a nationally certified course on de-escalation.

The EMS Division looks forward to 2025 with a commitment to continuing our collaboration with community partners and enhancing these excellent programs and benchmarks.

## RESCUE COMPANIES

---

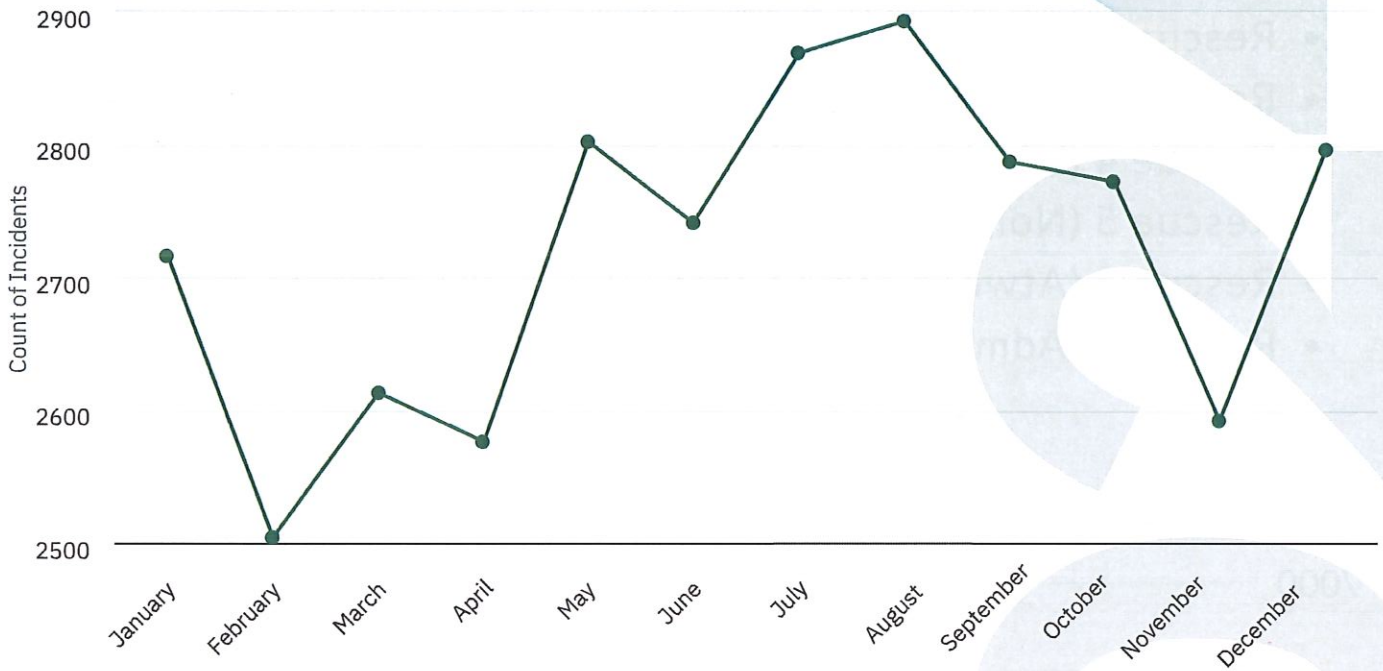
- Rescue 1 (Broad St.) **5,841**
- Rescue 2 (Hartford Ave.) **4,797**
- Rescue 3 (Branch Ave.) **5,492**
- Rescue 4 (Washington St.) **6,687**
- Rescue 5 (North Main St.) **6,029**
- Rescue 6 (Atwells Ave.) **6,276**
- Rescue 7 (Admiral St.) **5,025**



# EMERGENCY MEDICAL SERVICES

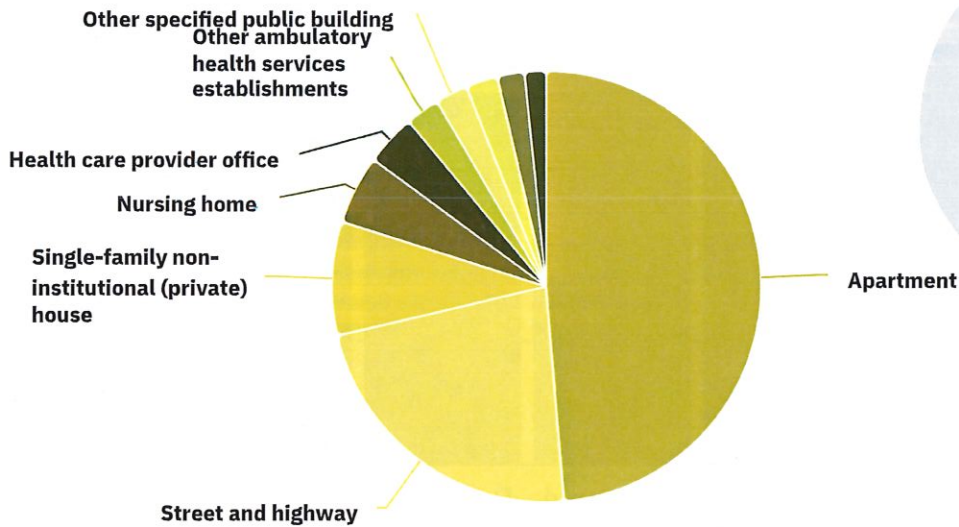
## EMS Call Volume by Month

Jan 01, 2024 to Dec 31, 2024



## EMS Incidents by Location Type (Top 10)

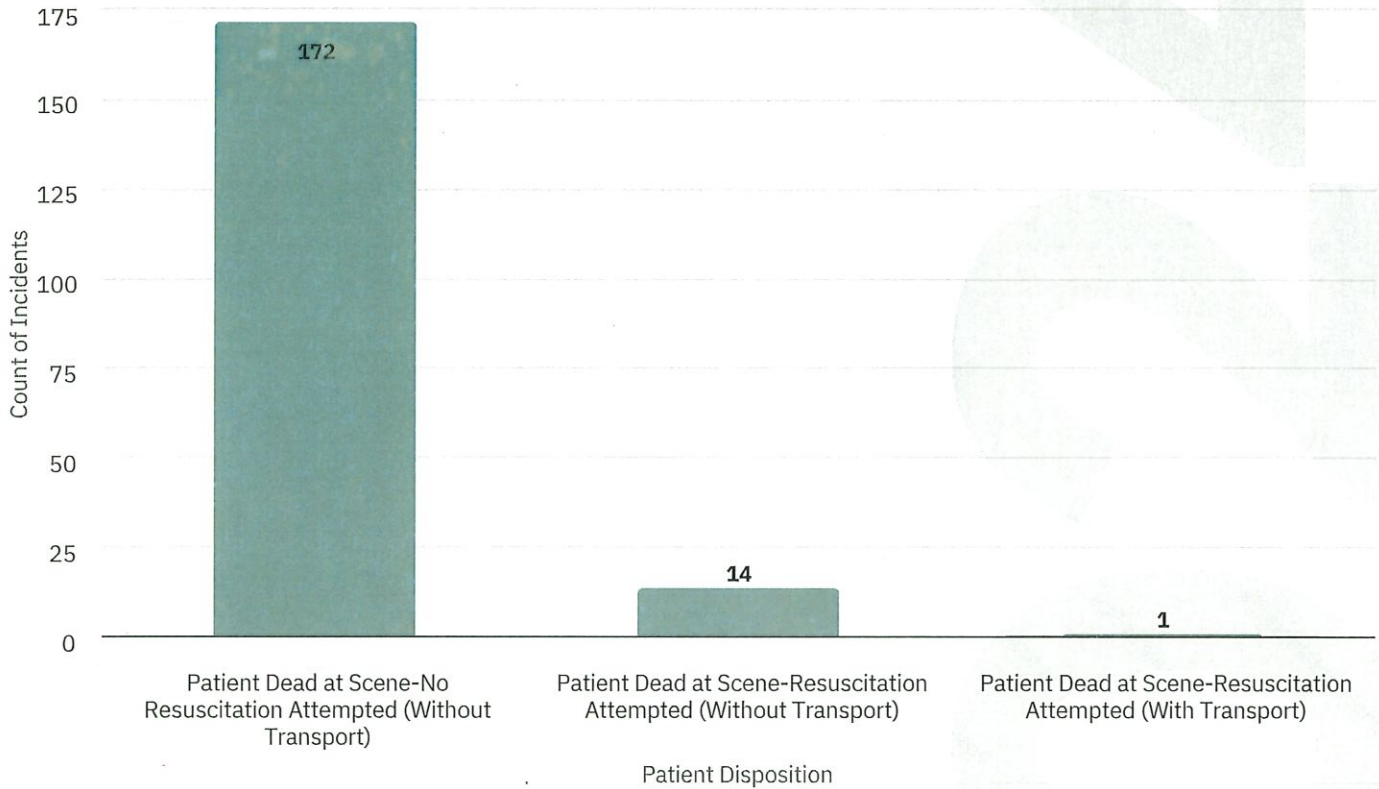
Jan 01, 2024 to Dec 31, 2024



# EMERGENCY MEDICAL SERVICES

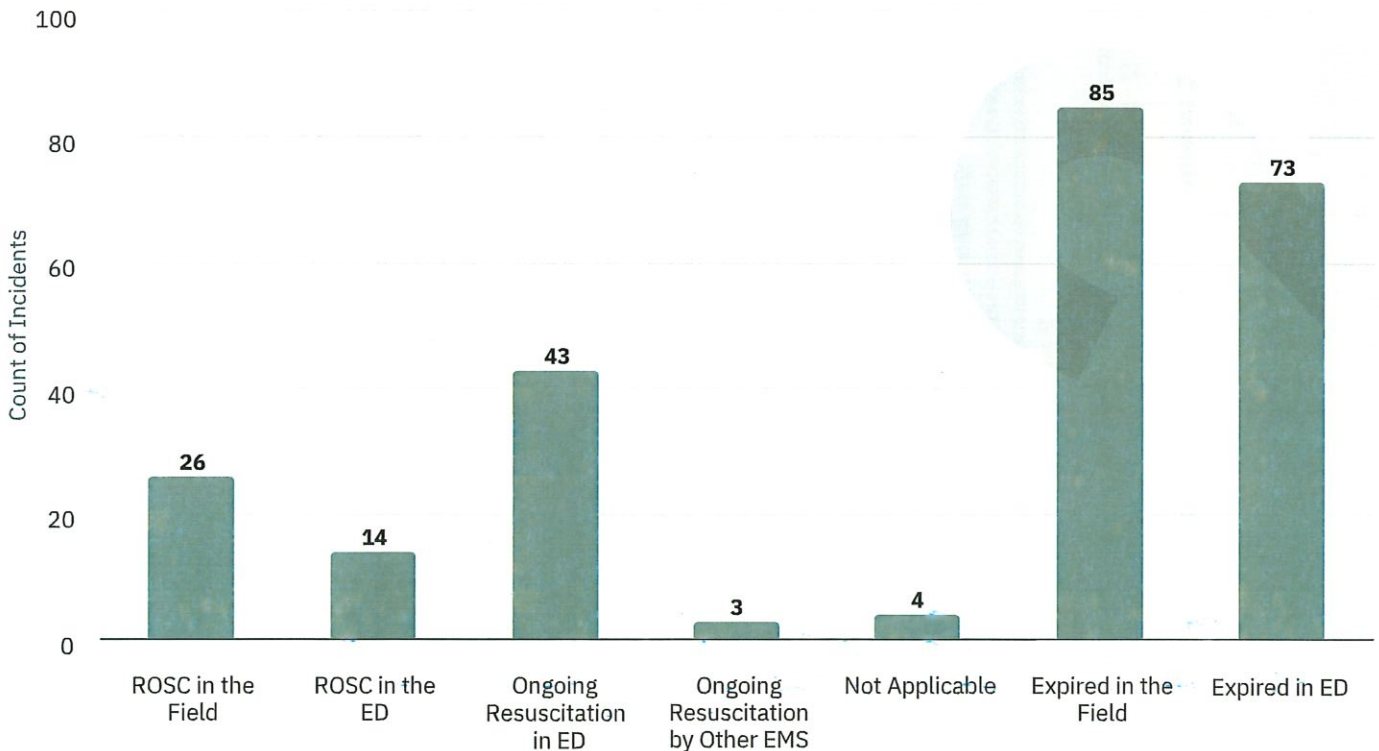
## Mortality Incidents

Jan 01, 2024 to Dec 31, 2024



## Cardiac Arrest Outcome

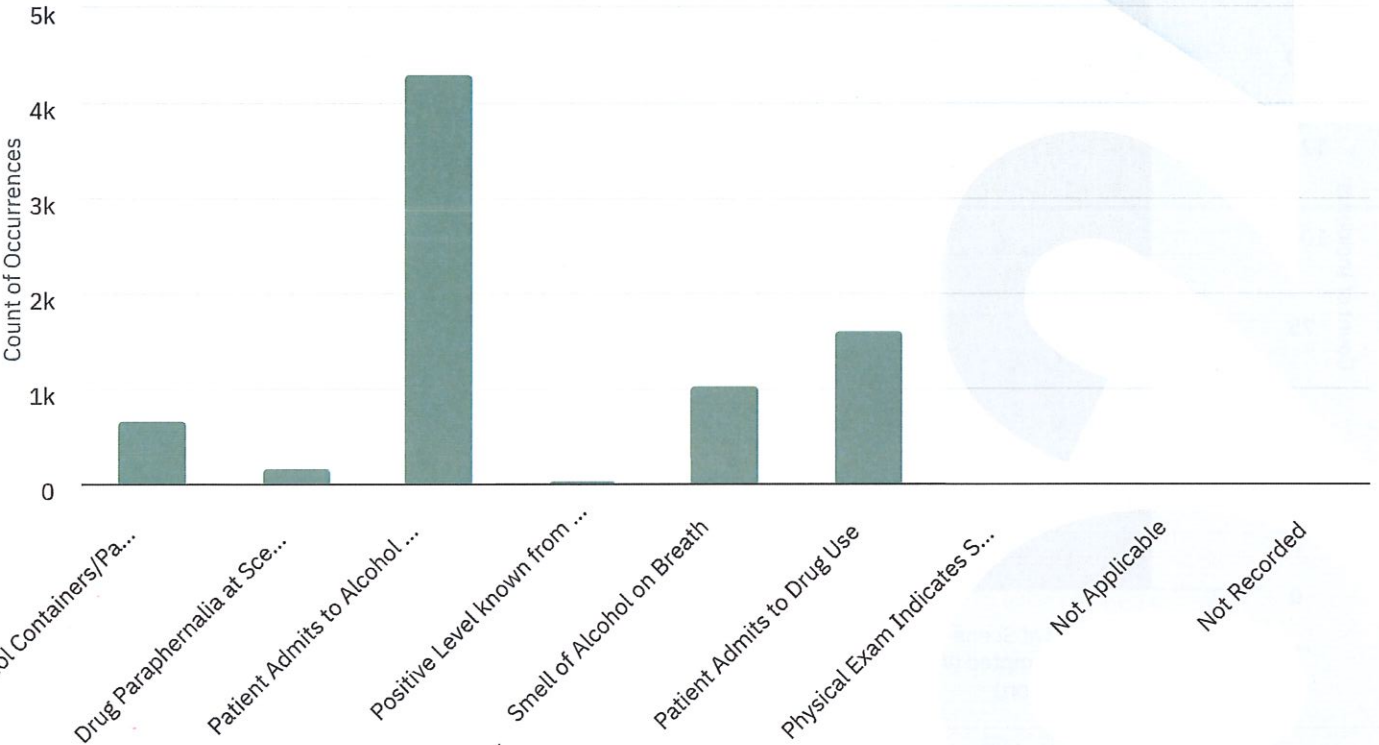
Jan 01, 2024 12:00 AM to Dec 31, 2024 11:59 PM



# EMERGENCY MEDICAL SERVICES

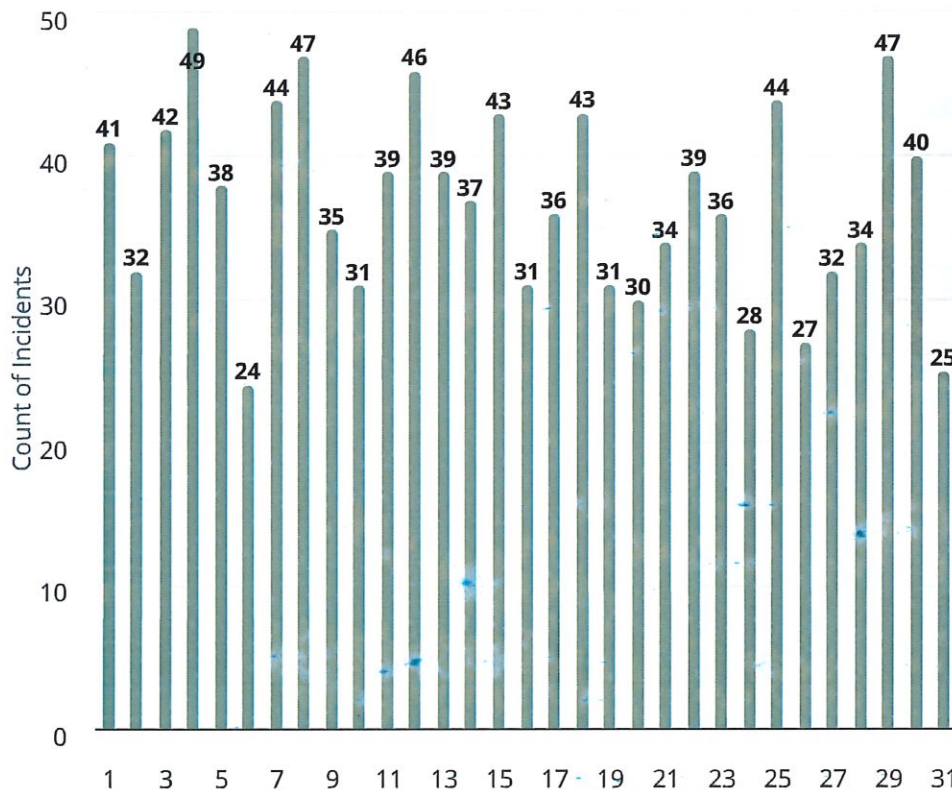
## Alcohol/Drug Use Indicators by Occurrence

Jan 01, 2024 to Dec 31, 2024



## Suspected Over Incidents by Day of Month

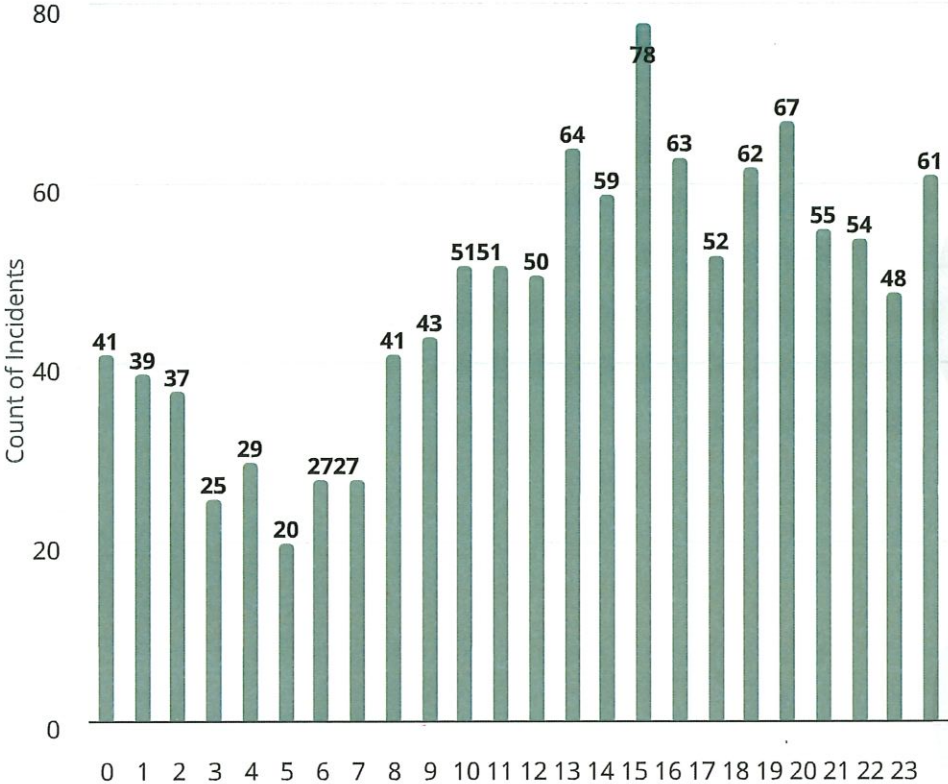
Jan 01, 2024 to Dec 31, 2024



# EMERGENCY MEDICAL SERVICES

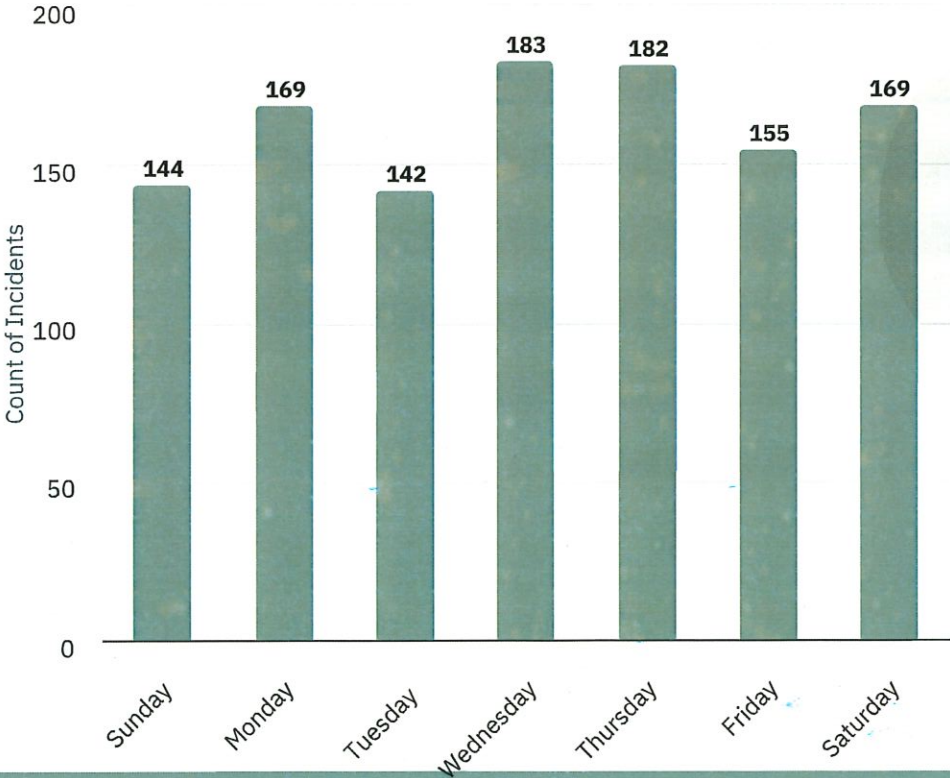
## Suspected Overdose Incidents by Hour of Day

Jan 01, 2024 to Dec 31, 2024



## Suspected Overdose Incidents by Day of Week

Jan 01, 2024 to Dec 31, 2024



# EMERGENCY MEDICAL SERVICES

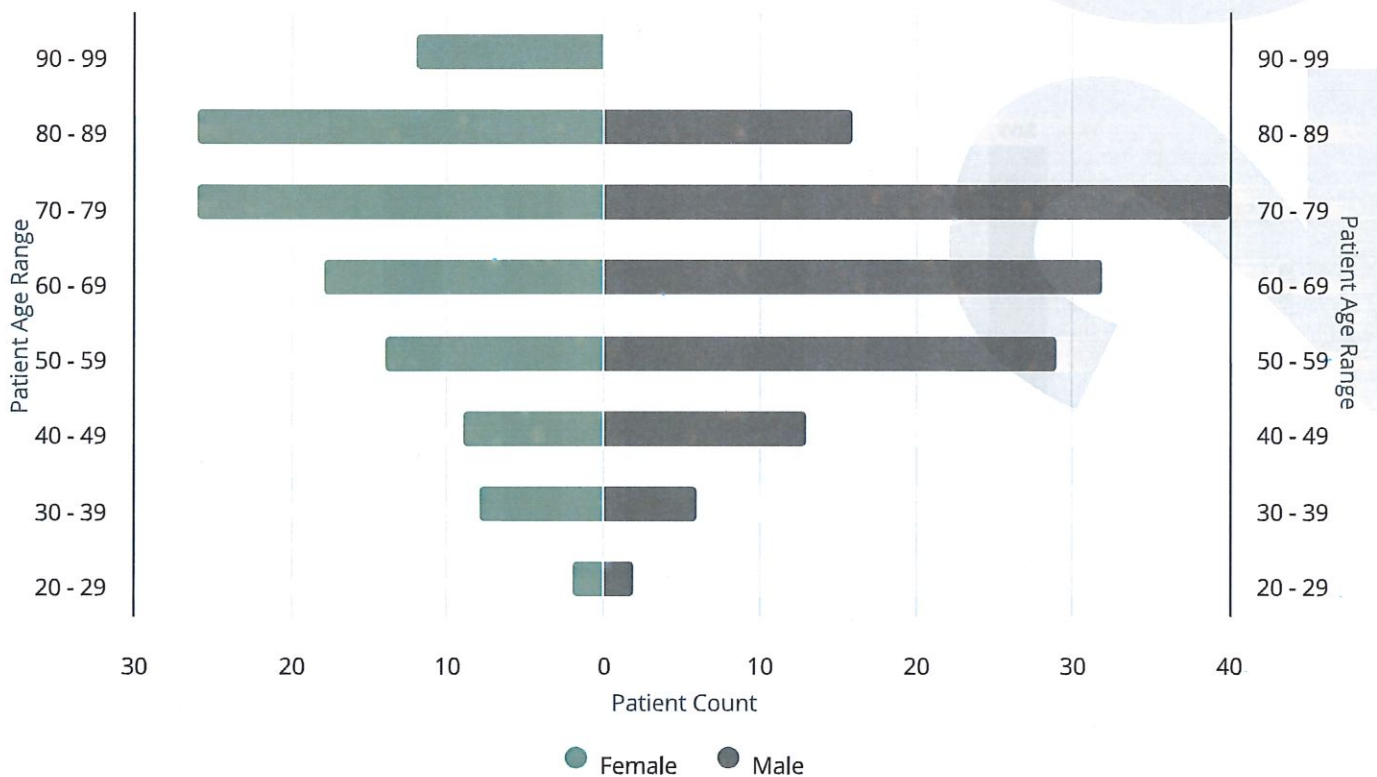
## Suspected Overdose by Age/Gender

Jan 01, 2024 to Dec 31, 2024



## Suspected Stroke by Age/Gender

Jan 01, 2024 to Dec 31, 2024



# FIRE PREVENTION

---

The Fire Prevention Bureau plays a pivotal role in safeguarding the well-being of our city's residents and visitors. Comprising a dedicated team of 22 sworn and civilian staff members, the Bureau is responsible for conducting inspections, reviewing plans, providing public education, and conducting investigations.

Under the leadership of Fire Marshal Derek Simoneau, the Fire Prevention Bureau has consistently implemented innovative and enhanced operational improvements, consisting of both technological and procedural advancements. These initiatives have resulted in improved customer service and increased revenue.

One of the significant milestones achieved by the Fire Prevention Bureau was the successful implementation of a new mobile software platform. This platform assists in managing and assigning off-duty fire details mandated by the State Fire Code and represents a major step forward in the bureau's paperless office initiative. Additionally, the Bureau has leveraged technological advancements to enhance its services, with the online payment and scheduling system for residential inspections seeing a substantial increase in adoption. The engagement rate for this system reached 70%, an increase of over 12% from the previous year.



The Fire Prevention Bureau's S.A.F.E.R initiative distributed over 150 smoke and carbon monoxide alarms to city residents who were unable to provide the necessary protection on their own. This initiative plans to expand its partnerships and funding in subsequent years to provide additional alarms to our city's residents, ensuring their safety and well-being.

In October 2024, the Fire Prevention Bureau proudly hosted its second annual Fire Prevention Day at Veazie Street Elementary School. The event provided both fire safety education and entertainment to over 300 of the school's students and teachers.

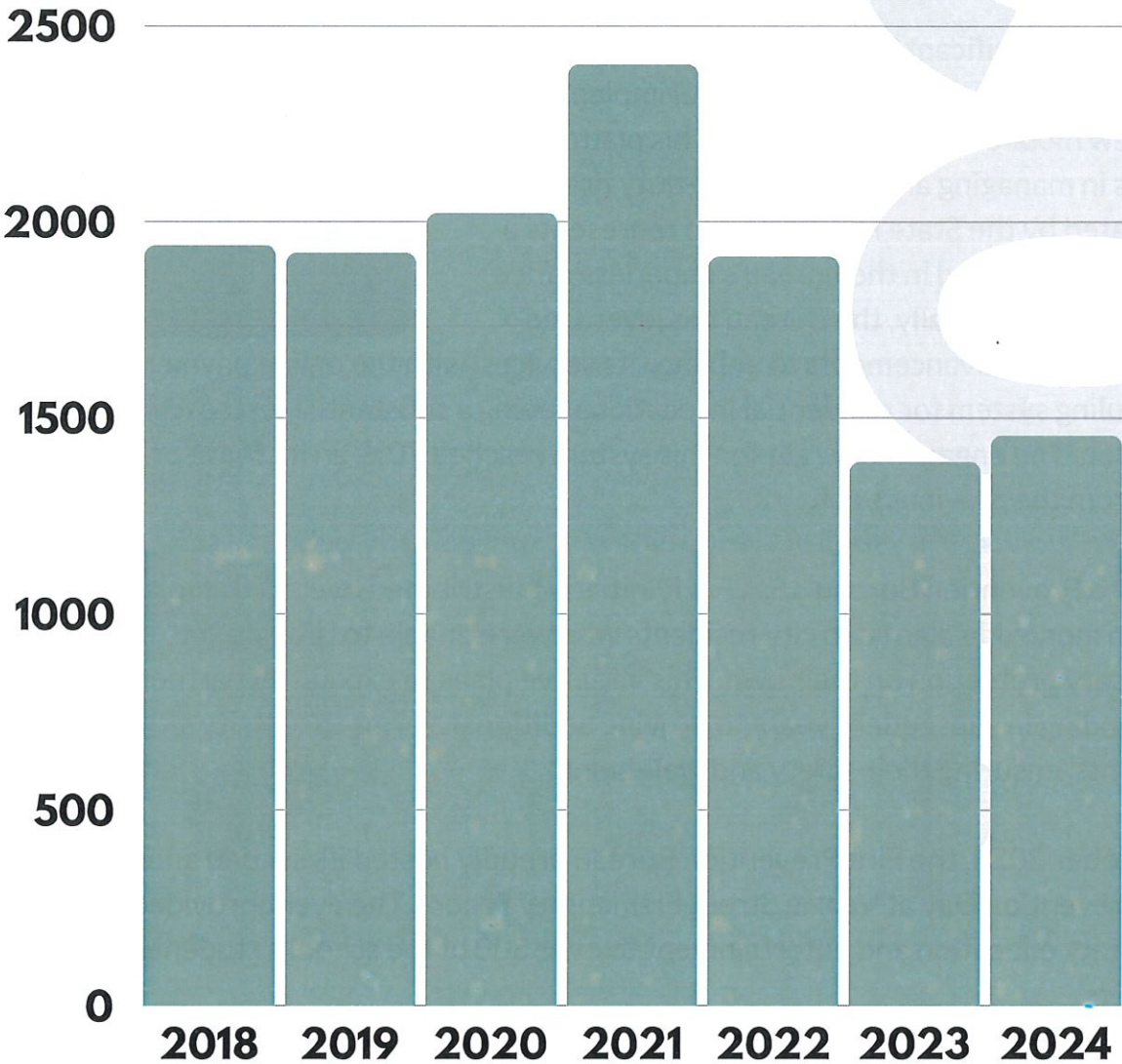
Through continuous technological advancements and the implementation of forward-thinking policies, our Fire Prevention Bureau remains committed to enhancing the safety and well-being of our community.

# FIRE PREVENTION - INSPECTIONS

---

Rhode Island law requires all one, two, and three family dwellings to have a smoke detector inspection certification to transfer ownership. These inspections are completed by fire prevention which resulted in \$50,734 in revenue for 2024.

Dwellings inspected by year:



## FIRE PREVENTION - INSPECTIONS

Permit Type	Fee Collected
Liquor License	\$51,700
Entertainment/Raffle/Class F Liquor Licenses (with entertainment)	\$6,100
Building Permit	\$1,888,752
Commercial Cooking Permit	\$4,638
Fire Alarm Permit	\$29,457
Food/Holiday License	\$58,900
Holiday Only License	\$7,500
Install Residential Smoke Alarm and CO Alarms	\$41,310
Junk License	\$500
Laundry License	\$3,100
Motor Vehicle Repair	\$4,800
Parking Garage/Lots	\$5,200
Pawnbrokers License	\$500
Petroleum (Gas Station)	\$1,100
Seasonal Expansion of Premises	\$2,000
Second Hand Auto	\$800
Second Hand Store	\$3,300
Solar Permit	\$12,378
Special Event Permit	\$10,600
Sprinkler and Other Suppression Systems Permit	\$24,842
Tent Permit	\$15,700
Smoke CO Inspections (Checks)	\$20,772
Smoke CO Inspections (Online)	\$29,926
Tent Permits	\$4,000
Building Inspections	\$5,675
License Inspections	\$1,100.00
<b>Total</b>	<b>\$2,233,586</b>

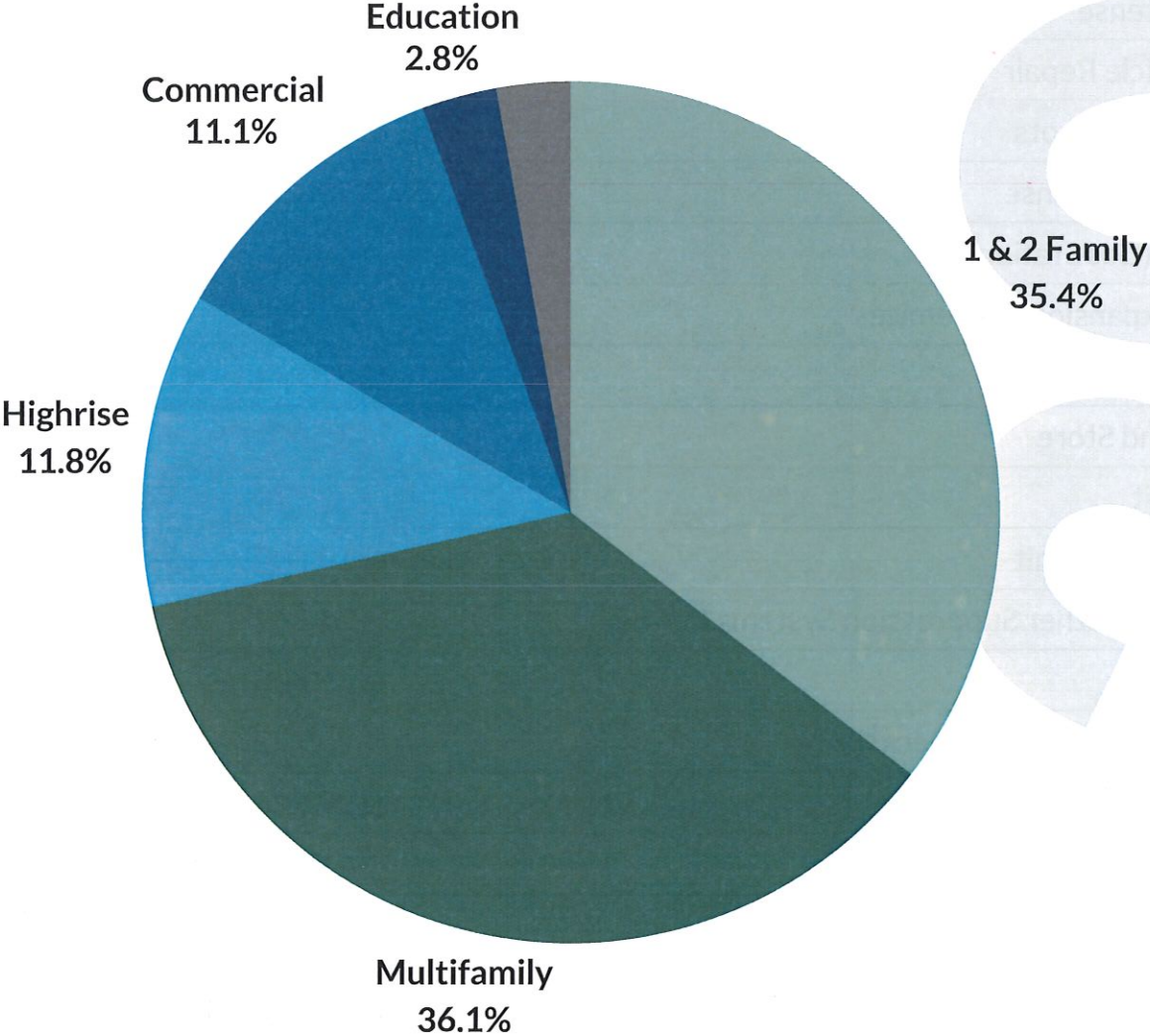
# FIRE PREVENTION - INVESTIGATIONS

---

Fire Prevention's arson and fire investigation division is comprised of one (1) arson investigator and four (4) fire investigators.

Together, this division investigated 259 incidents which included, sixty-eight (68) motor vehicle fires, twenty-six (26) outdoor fires, forty-five (45) indoor fires that did not involve the structure, and 103 structure fires--these incidents resulted in thirty-five (35) civilian injuries and zero fatalities.

## Incidents involving structures by occupancy:



## DIVISION OF TRAINING

---

The Division of Training, led by Chief of Training and Professional Development Felix P. Ramos, Jr., continues to provide the highest quality training, certification, and recertification services to the members of the Providence Fire Department. All fire department members are provided with monthly and annual training, which is either delivered by the Division of Training or facilitated by the DOT.

This year, the Division administered two battalion chief promotional exams, a fire captain promotional exam, a fire lieutenant promotional exam, a rescue captain promotional exam, and a fire prevention captain exam. The Division of Training has also continued to build relationships with other agencies such as the RI State Fire Academy and local and regional fire departments. Our goal is to equip our members with the skills to promote life safety, protect property, and stabilize emergency scenes, a goal reinforced by our relationships with these agencies.



The DOT has successfully administered two training academies and facilitated an entry-level academy application process. City residents can continue to reap the benefits of having well-trained and vetted employees who protect and serve this great city and community. This investment will be felt for years and decades to come. The division is extremely proud of its CTE program at Central High School providing students with an opportunity to learn the skills and objectives to become a firefighter. This program bolsters the Department's newest initiative, the Cadet program which onboards and trains these CTE graduates to be hired as a Providence firefighter.

Lastly, we have started an officer development program where we have offered several professional development classes and conferences to improve the leadership skills of all ranks within the Department.

Through continuous investment in training and professional development, the Division of Training is committed to enhancing the skills and capabilities of our firefighters, ensuring they can effectively serve and protect our community.

## **BUREAU OF OPERATIONAL CONTROL**

---

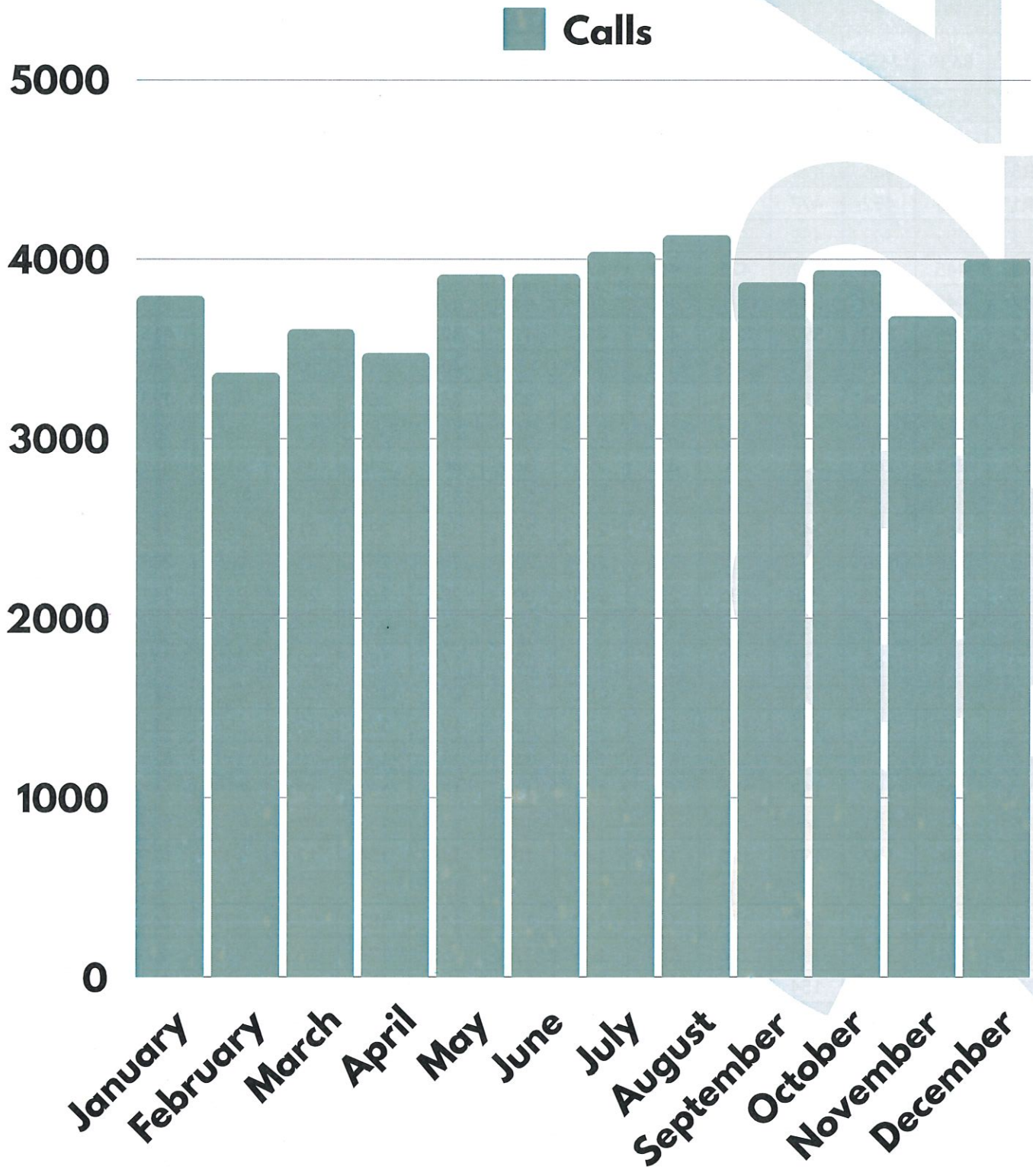
The Bureau of Operational Control is the central dispatch center for all fire department emergency responses. This division is also known as Fire Alarm and is located at 1 Communications Place along with Public Safety Telecommunications. The B.O.C. is led by Dispatcher Captain Joseph Caffey Jr. along with four (4) Dispatchers-In-Charge with one being assigned to each of the four fire department shifts.

In addition to the five sworn members of the department, eleven (11) civilian fire dispatchers from the Department of Communications are assigned to ensure effective fire and rescue call taking and dispatching. This staffing complement results in a minimum of three (3) personnel on-duty at all times.

# COMPANY/UNIT RESPONSES BY MONTH

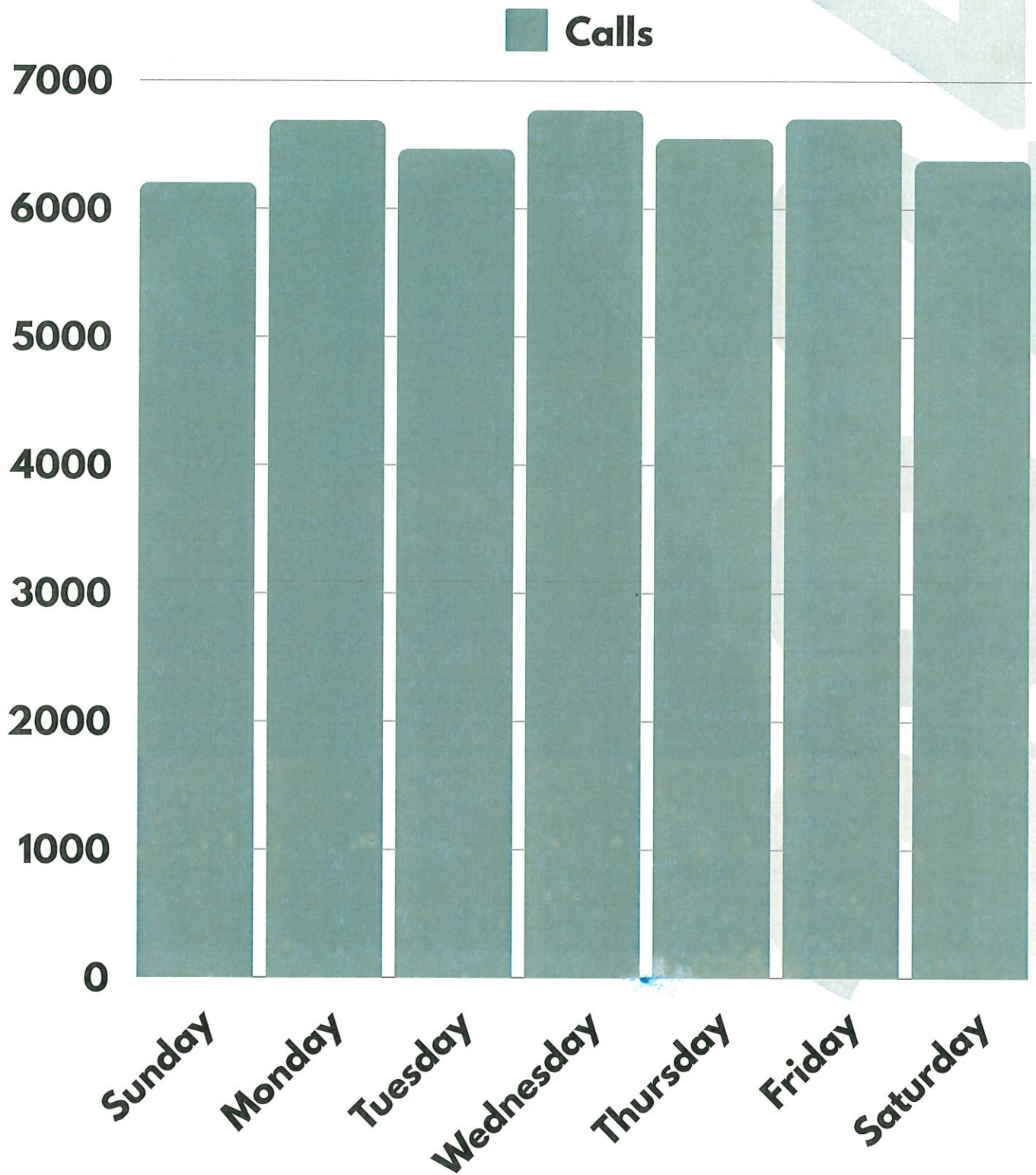
Company	Jan	Feb	Mar	Apr	May	Jun	Jul	Aug	Sep	Oct	Nov	Dec	2024	2023
Grand Total	8639	7651	8485	7859	9036	9264	9264	9670	9097	9722	8991	9845	107523	104317
R4	519	515	531	557	587	566	557	582	566	584	545	584	6693	6443
R6	490	475	497	481	535	522	562	578	541	535	500	564	6280	6041
R5	487	436	479	462	545	527	544	523	529	522	475	514	6043	5846
R1	502	452	477	457	500	522	504	497	479	489	461	508	5848	5897
E3	399	363	452	404	484	491	502	513	464	496	469	512	5549	4862
R3	445	404	441	421	457	479	508	517	449	484	418	471	5494	5522
R7	442	390	397	377	430	445	432	432	411	433	384	455	5028	5116
R2	395	370	397	365	402	431	411	421	409	407	381	415	4804	4997
E2	344	314	341	320	381	345	416	404	359	394	391	420	4429	4161
E12	342	304	351	301	381	360	328	365	369	352	358	393	4204	4051
E8	309	296	319	313	341	371	358	396	304	349	340	381	4077	3862
E7	291	266	312	300	371	356	368	389	346	347	310	357	4013	3499
E10	265	236	259	300	326	362	363	358	352	348	321	335	3825	2964
E14	264	197	249	223	269	254	321	329	291	317	282	321	3317	2971
TL1	240	188	244	211	262	269	281	284	284	314	262	288	3127	2964
E15	255	226	228	185	232	246	209	286	269	244	231	267	2878	2995
E9	238	218	235	216	226	216	259	264	261	279	218	244	2874	2723
L7	206	168	176	153	177	169	187	175	184	223	210	244	2272	2421
E6	177	169	173	149	191	181	200	201	190	192	216	221	2260	2284
TL2	157	144	167	151	175	175	163	191	179	174	195	211	2082	2200
L6	173	129	141	127	136	173	164	191	163	202	177	225	2001	2387
E13	173	149	158	133	122	168	145	184	157	181	159	167	1896	1913
L5	166	121	143	136	141	161	139	172	153	174	174	185	1865	1908
L8	166	137	137	120	137	140	138	149	154	196	172	179	1825	1882
B3	173	139	154	131	148	128	138	137	141	170	169	183	1811	1929
L3	170	133	145	128	136	142	125	148	183	152	172	162	1796	2130
MH01	96	105	144	136	164	176	173	160	136	151	136	79	1656	307
E11	170	153	154	106	119	121	116	132	122	153	129	134	1609	1846
B2	104	91	103	103	136	131	118	154	133	138	166	163	1540	1595
SH1	123	104	127	95	99	115	107	131	108	117	145	145	1416	1491
B1	101	83	95	73	81	100	84	106	94	114	118	112	1161	1280
SOB	77	58	73	50	82	92	90	81	75	88	95	104	965	878
C56	18	10	26	15	19	22	19	16	20	32	37	33	267	286
EMS Bike	0	0	0	12	21	25	14	20	41	21	8	0	162	53
D1	11	7	19	10	9	16	19	11	10	15	16	15	158	195
AS1	5	2	11	5	4	8	9	3	7	11	10	11	86	73

# CALLS FOR SERVICE BY MONTH

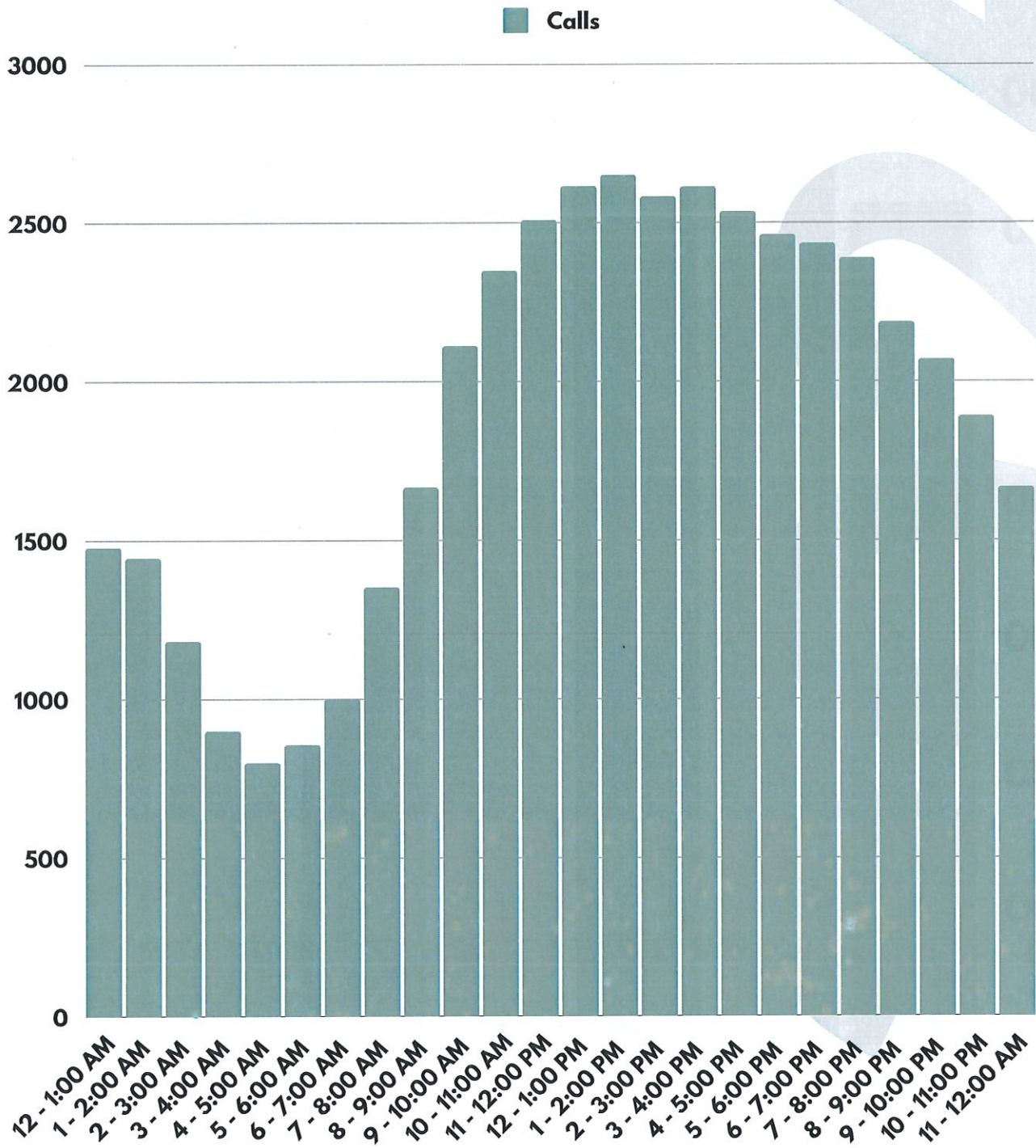


# CALLS FOR SERVICE BY DAY OF WEEK

---

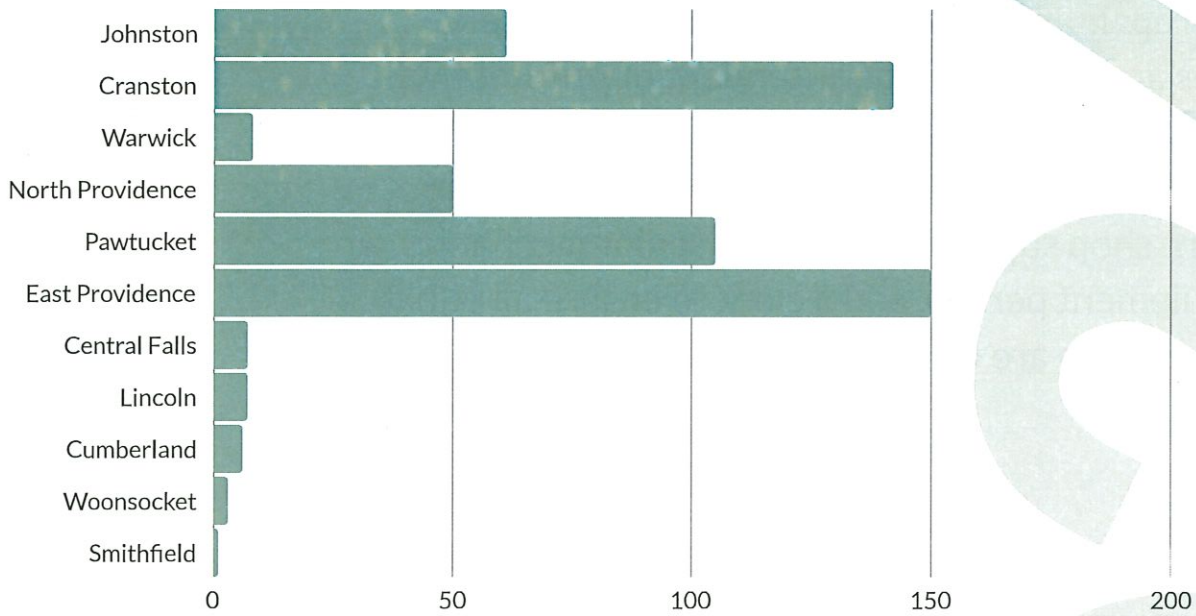


# CALLS FOR SERVICE BY HOUR OF DAY

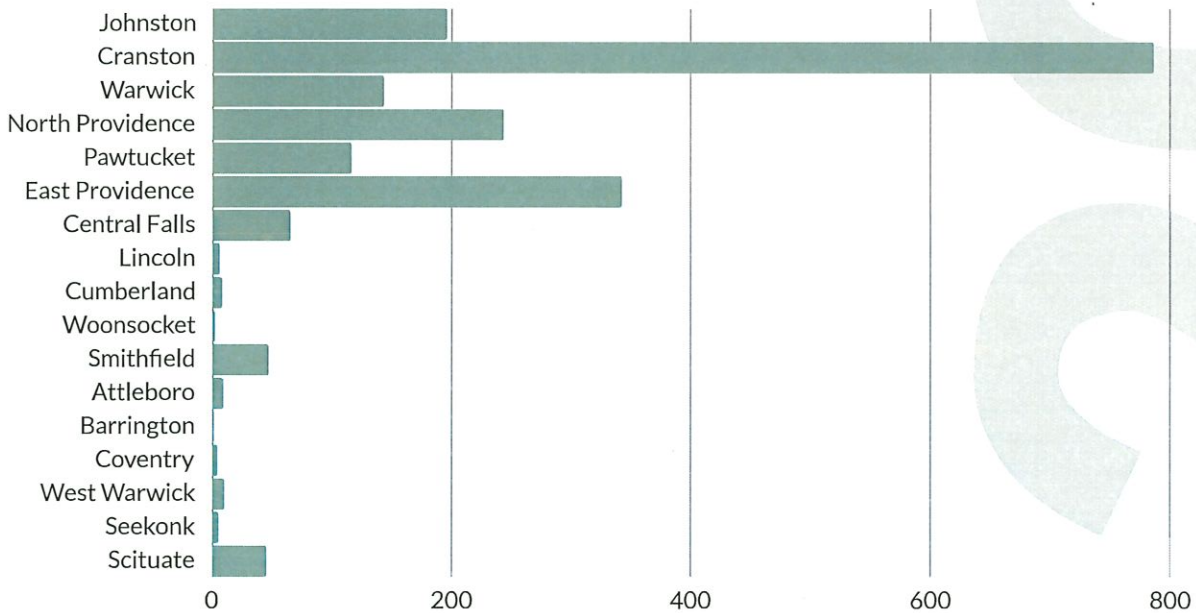


# MUTUAL AID IN AND OUT OF PROVIDENCE

## Mutual Aid Out:



## Mutual Aid In:



## AUTOMOTIVE MAINTENANCE DIVISION

---

The Automotive Maintenance Division is responsible for the repair and maintenance of all public safety vehicles and is led by Superintendent of Automotive Maintenance George Lazzareschi, Jr., also known as the Shop Supervisor. The division is staffed with an assistant shop supervisor, ten (10) senior mechanics, a fire equipment person, and a clerk to ensure all public safety vehicles are well maintained and ready for service.



# APPARATUS ASSIGNMENT AND STATUS

## Engine companies:

E-2	Engine	2011	Ferrara Ember	Branch Ave.	Front Line
E-3	Engine	2020	Pierce Saber	Washington St.	Front Line
E-6	Engine	2011	E-One	Hartford Ave.	Front Line
E-7	Engine	2015	E-One	North Main St.	Front Line
E-8	Engine	2007	Pierce Contender	Messer St.	Front Line
E-9	Engine	2020	Pierce Saber	Brook St.	Front Line
E-10	Engine	2020	Pierce Saber	Broad St.	Front Line
E-11	Engine	1999	Pierce	Reservoir Ave.	Front Line
E-12	Engine	2011	E-One	Admiral St.	Front Line
E-13	Engine	2013	E-One	Allens Ave.	Front Line
E-14	Engine	2002	Pierce	Atwells Ave.	Front Line
E-15	Engine	2020	Pierce Saber	Mount Pleasant Ave.	Front Line
Reserve	Engine	1993	E-One	Dexter St.	Reserve
Reserve	Engine	1989	Maxim	Hartford Ave.	Reserve

## Ladder companies:

TL-1	Ladder	2020	Pierce Ascendant	Washington St.	Front Line
TL-2	Ladder	2002	Pierce	Messer St.	Front Line
L-3	Ladder	2020	Pierce HDL	Admiral St.	Front Line
L-5	Ladder	2020	Pierce HDL	Broad St.	Front Line
L-6	Ladder	2018	E-One	Atwells Ave.	Front Line
L-7	Ladder	2020	Pierce HDL	Branch Ave.	Front Line
L-8	Ladder	2020	Pierce HDL	Brook St.	Front Line
Reserve	Ladder	1997	E-One	Washington St.	Reserve
Reserve	Ladder	1997	E-One	Dexter St.	Reserve
Reserve	Ladder	1993	E-One	Dexter St.	Reserve

# APPARATUS ASSIGNMENT AND STATUS

## Rescue Companies:

R-1	Rescue	2017	Ford F550	Broad St.	Front Line
R-2	Rescue	2020	Ford F550	Hartford Ave.	Front Line
R-3	Rescue	2011	Ford F-350	Branch Ave.	Front Line
R-4	Rescue	2011	Ford F-350	Washington St.	Front Line
R-5	Rescue	2013	Ford F-450	North Main St.	Front Line
R-6	Rescue	2018	Ford F-550	Atwells Ave.	Front Line
R-7	Rescue	2018	Ford F-550	Admiral St.	Front Line
Reserve	Rescue	2006	Ford F-350	Dexter St.	Reserve
Reserve	Rescue	2011	Ford F-450	Dexter St.	Reserve
Reserve	Rescue	2010	International 4300	Dexter St.	Reserve
Reserve	Rescue	2006	Ford F-450	Dexter St.	Reserve
Reserve	Rescue	2005	Ford F-450	Dexter St.	Reserve

## Command, special operations, and support:

Air Supply 1	Support	2005	Pierce	North Main St.	Front Line
B-1	Command	2017	Ford Explorer	Allens Ave.	Front Line
B-2	Command	2017	Ford Explorer	Messer St.	Front Line
B-3	Command	2017	Ford Explorer	Branch Ave.	Front Line
Div -1	Command	2017	Ford Explorer	Washington St.	Front Line
SOB	Command	2017	Ford Explorer	Washington St.	Front Line
HazMat 1	Special Ops	2021	Ford F450	North Main St.	Front Line
Reserve SH	Special Ops	2004	Pierce	Dexter St.	Reserve
Special Hazards 1	Special Ops	2021	Spartan	Washington St.	Front Line
SRU -1	Support	2002	Ford F-350	Reservoir Ave.	Front Line