

THE CITY OF PROVIDENCE  
STATE OF RHODE ISLAND AND PROVIDENCE PLANTATIONS

# RESOLUTION OF THE CITY COUNCIL

No. 433



Approved August 2, 2011

Resolution, Together with accompanying copy of Tentative Agreement between Local 799, International Association of Firefighters, AFL-CIO and the City of Providence for the period of July 1, 2013 through June 30, 2016.


IN CITY COUNCIL

JUL 29 2011

READ AND PASSED

  
PRES.  
  
CLERK

I HEREBY APPROVE.

  
Mayor  
Date: 8/2/11



Mayor of Providence

Angel Taveras

July 1, 2011

**HAND-DELIVERED**

Hon. Michael A. Solomon  
President  
Providence City Council  
Providence City Hall  
Providence, RI 02903


*RE: LOCAL 799 CONTRACTS*

Dear President Solomon,

Please find enclosed with this correspondence two agreements by and between the City of Providence, Rhode Island and the Local 799, International Association of Firefighters, AFL-CIO for the period of July 1, 2011 through June 30, 2013 and July 1, 2013 through June 30, 2016.

I hereby submit the enclosed agreements to the Providence City Council for ratification.

Sincerely,

  
Angel Taveras  
Mayor

Enclosures

City of Providence, Rhode Island 02903-1789  
Phone (401) 421-7740 Fax (401) 274-8240

July 1, 2013 – June 30, 2016

---

# **TENTATIVE AGREEMENT**

**Between the  
Local 799, International Association of  
Firefighters, AFL-CIO**

**and the**

**City of Providence**

## TENTATIVE AGREEMENT

AGREEMENT MADE AND ENTERED INTO on this 28th day of June, 2011 by and between the CITY OF PROVIDENCE (hereinafter referred to as the "City") and LOCAL 799, INTERNATIONAL ASSOCIATION OF FIREFIGHTERS, AFL-CIO (hereinafter referred to as the "Union").

WHEREAS, the parties have conducted good faith negotiations pursuant to R.I.G.L. §28-7 et. seq. and §28-9.1 et. seq.; and

WHEREAS, the parties' negotiations have resulted in this Tentative Agreement which shall form the basis for a Collective Bargaining Agreement effective from July 1, 2010 to June 30, 2013, and thereafter as provided, and which Tentative Agreement shall result in settlement of various ongoing litigation and interest arbitration between parties; and

WHEREAS, the Collective Bargaining Agreement resulting from this Tentative Agreement shall be subject to ratification by both the City and Union's authorized ratifying bodies; and

WHEREAS, the parties hereto desire to codify their Tentative Agreement and be bound by the same;

NOW, THEREFORE, the parties agree as follows:

1. The document titled "Collective Agreement between the City of Providence, Rhode Island, and Local 799 International Association of Firefighters, AFL-CIO effective July 1, 2011 to June 30, 2013 is herein incorporated by reference as if fully reproduced. The terms and conditions of this Agreement shall continue and remain in effect for the period of July 1, 2013 to June 30, 2016, except as expressly modified herein.

PAD AT

## 2. Article VI

### Section 6 - CALL-BACK

Effective ~~June 30, 2014~~ ~~July 1, 2011~~ in the event it becomes necessary due to the minimum staffing level falling below ~~ninety 90~~ **ninety two (92)** for the on coming shift to call to duty an off-duty member to replace a member, such call-back shall be on a rank for rank basis. Such callback in the fire suppression companies shall be on a Captain for Captain basis and a Lieutenant for Lieutenant basis. The rank for rank call back described herein shall in no way increase the minimum staffing level of any shift above ~~ninety (90)~~ **ninety two (92)** personnel.

## 3. Article VII

Notwithstanding anything to the contrary contained in this Vacation article, effective January 1, 2011, vacation time allowance and usage for all members shall be reduced by four (4) days in calendar year 2012 and 2013 **2014, 2015, 2016** only. Members shall not be allowed to use, during the calendar years, **2014, 2015, 2016** additional vacation time beyond the amount set forth below even if the member may have accumulated time in his/her vacation bank. The maximum amount of vacation time available to be used by a member during the calendar years **2014, 2015, 2016** regardless of the source of the time or the type of usage (single day or consecutive week (s) ) shall be as follows:

1 year or less	4 days
1 – 5 years	8 days
5 – 10 years	12 days
10 – 15 years	16 days
15 or more years	20 days

## 4. Article VII

### Section 8 - PAID HOLIDAYS

Notwithstanding anything to the contrary herein above, the parties further agree that for calendar years 2014, 2015, and 2016 only, Rhode Island Independence Day Holiday payment shall be temporarily eliminated.

PWD  
AT

5. Article VIII  
CLOTHING PROVISION

The City agrees to issue one station uniform, except shoes, yearly to all members. A complete station uniform will consist of a shirt, pants and shoes. Members whose station uniform consists of black pants, white shirt and black tie shall be issued the required clothing. Said uniforms are to be issued on July 1st. Notwithstanding anything to the contrary contained in this Article, effective July 1, 2011 the Union agrees to waive, without any limitations or restrictions, the 2011, 2012, 2013, 2014 and 2015 annual clothing issue identified in this Article VIII, Section C for all members of the Union.

6. ARTICLE XIII

Section 1 - SALARY FOR THE FIREFIGHTERS

Salaries for all uniformed members of the City of Providence Fire Department shall be as follows:

<u>Effective 7/01/13</u>	<u>(13-14)</u>	<u>0.00%*</u>
<u>Effective 7/01/14</u>	<u>(14-15)</u>	<u>0.00%*</u>
<u>Effective 7/01/15</u>	<u>(15-16)</u>	<u>0.00%*</u>

\*Wage Re opener by MOU

Effective July 1, 2013, all members possessing a Hazardous Materials Operations certification, as long as said member retains his/her certification, shall receive an additional \$10.00 per week, and the same shall be added to the pay grade of said firefighter or any officer and is to be included as part of base pay for pension purposes.

7. Article XIV

Section 1 - HEALTH INSURANCE

Effective July 1, 2013, all active members shall contribute \$1014.00 annually to the premium for an individual health insurance plan and \$2028.00 annually for a family plan, on a pre-tax basis.

PRD  
AT

Effective July 1, 2014, all active members shall contribute \$1092.00 annually to the premium for an individual health insurance plan and \$2184.00 annually for a family plan, on a pre-tax basis.

Effective July 1, 2015, all active members shall contribute \$1170.00 annually to the premium for an individual health insurance plan and \$2340.00 annually for a family plan, on a pre-tax basis.

8. Article XIX

MINIMUM MANNING

Effective ~~January 1, 2012~~ June 30, 2014 the City agrees to staff Rescue 7 with two (2) members and the City agrees to increase the minimum staffing level per shift to ~~ninety-four (94)~~ ninety-two (92) members.

The City agrees to expend the sum of one hundred thousand (\$100,000.00) dollars each year during the period from October 31 through June 30 to achieve increased staffing on engine and ladder companies by adding a fourth (4th) man/woman to either engine or ladder companies, and the call-back, if any, for such additional personnel shall be charged to a separate call-back account. No charge shall be made to this account for all call-backs occasioned by multiple alarm fires or call-backs necessitated for reasons for other than minimum staffing; for example, pumping cellars, snow removal, etc. Notwithstanding the foregoing, effective July 1, 2013 and through and including through June 30, 2016 only, the Union agrees, without any limitations or restrictions, that the City can suspend and does not have to comply with the requirement to expend the sum of one hundred thousand (\$100,000.00) dollars during the months of November through June of each year as identified above.

9. Article XXIII

MUTUAL AID

~~Until March 12, 2012, where in the opinion of the Department the public safety so requires, the Department shall be allowed to use part time or volunteer departments for the mutual aid before all off duty Providence firefighters are called back~~

PRD  
AT

10. ARTICLE XXX  
DURATION

This Agreement shall be for the term beginning July 1, ~~2010~~ 2013 and ending June 30, ~~2013~~ 2016.

---

The parties agree that the terms and conditions of this July 1, ~~2010~~ 2013 to June 30, ~~2013~~ 2016 Agreement shall, upon ratification by the appropriate authorities of each party, remain in full force and effect until such time as the parties enter into, and have ratified or arbitrated, a successor agreement.


WHEREFORE, the parties hereto, having read the forgoing and being duly authorized, do hereby agree to all the terms and conditions contained herein and so signify by affixing their signatures on this 28th day of June, 2011.


CITY OF PROVIDENCE


LOCAL 799, INTERNATIONAL ASSOCIATION  
OF FIREFIGHTERS, AFL-CIO


By:

By:

  
Angel Taveras  
Mayor

  
Paul A. Doughty, Esq.  
President, Local 799, IAFF, AFL-CIO

  
Steven M. Paré  
Commissioner of Public Safety

  
Philip F. Fiore  
Vice-President, Local 799 IAFF, AFL CIO

PAD  
AT





CITY OF PROVIDENCE  
Angel Taveras, Mayor

July 14, 2011

Councilman John Igliazzi,  
Chairman, Committee on Finance  
C/O City Clerk's Office  
Providence City Hall  
Providence, R.I. 02903

Dear Chairman Igliazzi:

For your consideration is the fiscal note pertaining to the two proposed Local 799, International Association of Firefighters Agreement for Fiscal Years 2011 – 2013 and Fiscal Years 2013 -2016. The City expects to realize approximately \$28.3 million in reduced expenditures for the duration of the contract periods. The substantive areas of the contract can be summarized in the following categories: Staffing, Wages, Management flexibility, and Benefits.

Staffing

Minimum Manning Clause

The contracts call for reduction in the minimum manning from 92 to 90 for July 1, 2011 through December 31, 2011, from 94 to 90 from January 1, 2012 until June 30, 2014 and from 94 to 92 from July 1, 2014 until June 30, 2016. These changes will save \$1,095,000 in FY 2012, \$1,460,000 in FY 2013 and FY 2014 and \$730,000 in FY 2015 and FY 2016.

Winter Minimum Manning

The contract calls for the temporary elimination of the Winter Minimum Manning requirement of Fiscal Years 2014, 2015 and 2016. This temporary change will save the City \$100,000 annually in FY 2014, 2015 and 2016.

OFFICE OF THE MAYOR

Providence City Hall | 25 Dorrance Street Providence, Rhode Island 02905

401 421 2489 ph | 401 455 8823 fax

[www.providenceri.com](http://www.providenceri.com)



## CITY OF PROVIDENCE

Angel Taveras, Mayor

### Non- Minimum manning Positions.

The Contract allows management to decide whether to fill the Director of Training Vacancy, demote and reassign the Fire Prevention Lieutenants, eliminate the Rescue Captain assigned to the Division of Training, reassign the firefighter computer technicians, replace the Chief of communications with a Captain and have the Fire Prevention Captain assume the duties of Fire Marshall. The savings per fiscal year of each of the changes is shown below.

Position	Savings Fiscal Year 2012	Savings Fiscal Year 2013	Savings Fiscal Year 2014	Savings Fiscal Year 2015	Savings Fiscal Year 2016
Director of Training	\$120,000	\$120,000	\$120,000	\$120,000	\$120,000
Fire Prevention Lieutenants	\$75,000	\$150,000	\$150,000	\$150,000	\$150,000
Rescue Captain / Division of Training	\$104,000	\$104,000	\$104,000	\$104,000	\$104,000
Computer Technicians	\$92,000	\$168,000	\$168,000	\$168,000	\$168,000
Chief of Communications	\$120,000	\$120,000	\$120,000	\$120,000	\$120,000
Fire Marshall/ Fire Captain	\$120,000	\$120,000	\$120,000	\$120,000	\$120,000

### Time off for Union Business

The contract increases from 4 to 6 the number of union officers who can attend conferences. This provision will cost the City \$35,000 annually.

### Hiring of Firefighters

The city has committed to hiring 36 new firefighters who will be fully trained by July 1, 2012 and an additional 36 firefighters who will be fully trained by January 1, 2015. The initial group of firefighters will cost the City \$2,195,000 annually but overtime will be reduced by \$1,872,000 in FY 2013 and then \$3,744,000 annually. The second group of firefighters will not reduce overtime since it is anticipated that they will replace retiring firefighters but their lower rate of pay will save the City \$270,000 in FY 2016.

### OFFICE OF THE MAYOR

Providence City Hall | 25 Dorrance Street Providence, Rhode Island 02905  
401 421 2489 ph | 401 455 8823 fax  
[www.providenceri.com](http://www.providenceri.com)



## CITY OF PROVIDENCE

Angel Taveras, Mayor

### Wages

#### Salary Schedule

---

Newly hired firefighters will take two years longer to reach the 2<sup>nd</sup> step of their salary scale. This permanent change in benefits will save the City \$52,000 in FY 2013, \$208,000 in FY 2014 and \$312,000 in FY 2015 and FY 2016. The contract calls for firefighters to receive an extra \$10 per week for HAZ MAT operations certification effective July 1, 2013. This permanent change will cost the city \$196,040 annually beginning in FY 2014.

#### Wage Increases

The contract calls for the recession of the 3% wage increase scheduled to being June 30, 2011. These permanent changes will save the city \$1,100,000 annually beginning in FY 2012. The city's actuaries say that this change combined with the wage freeze for FY 2012 and 2013 will save the City an additional \$300,000 in Annual Required Pension Contribution (ARC).

#### Retroactive Wages

The contract calls for the deferment of the retroactive pay due from the recent fire contract settlement. This retroactive pay will be paid 25% in by July 31<sup>st</sup> 2011, 25% by July 31<sup>st</sup> 2012 and 50% by July 31<sup>st</sup> 2013. This will result in a onetime saving to the City in FY 2010 of \$1,824,750 and onetime costs of \$608,250 in FY 2013 and \$1,216,500 in FY 2014.

#### Detail Pay

The contract calls for the increase in detail pay from time and a half to double time. Since the City receives a portion of the detail pay, which is paid by outside parties, for administrative expenses, this change will increase city revenues by \$50,000 annually.

### Benefits:

#### Vacation Time

The contracts call for one less week of vacation during calendar year 2012 through 2016. This elimination will save the City \$700,000 in FY 2012 - 2016. New firefighters will receive one less week of vacation during their third through fifth year of service. This permanent change in benefits will save the City \$50,000 in FY 2015 and \$100,000 in FY 2016. The number of one day vacation days is increased from 8 to 16 effective FY 2012. This will have no cost impact to the City.

### OFFICE OF THE MAYOR

Providence City Hall | 25 Dorrance Street Providence, Rhode Island 02905

401 421 2489 ph | 401 455 8823 fax

[www.providenceri.com](http://www.providenceri.com)



## CITY OF PROVIDENCE

Angel Taveras, Mayor

### Holidays

The contract calls for the elimination of Rhode Island Independence Day as a holiday for calendar year 2014, 2015 and 2016. This will save the City \$80,000 in FY 2014, FY 2015 and FY 2016.

### Clothing Issue

The contracts call for the elimination of the clothing issue in Fiscal Year 2013, FY 2014 and FY 2015. The clothing issue will be restored in FY 2016. This temporary change in benefits will save the City \$40,000 annually for FY 2013, 2014, and 2015.

### Clothing Allowance

The contract calls for the elimination of the clothing allowance paid firefighters for Fiscal Year 2012 and the payment in future years of the clothing allowance in July of each year. This one time elimination will save the City \$250,000 in FY 2012.

### Medical Plan Coordination of benefits

The contract calls for the suspension of medical benefits in the event the employee or retiree is eligible for benefits from another employer. This coordination of benefits will save \$250,000 for active employees and \$125,000 for retired employees in Fiscal Year 2012. In all subsequent Fiscal years it is estimated to save \$275,000 and \$155,000 respectively.

### Health and Safety Fund / Employee Assistance Program Trust Fund

The contract calls for the city's contribution to the Union's Health and Safety Fund to be made on or before July 31<sup>st</sup> each year as opposed to within 30 days of the budget being adopted. This change will have no cost impact to the City.

### Health Benefits Co-Payment of Premium

The contracts call for annual co-payment of premium of \$1,014 for individual coverage and \$2,028 for family coverage for FY 2014. The co-payments increase to \$1,092/\$2,184 in FY 2015, and \$1,170/\$2,340 in FY 2016. These permanent contract changes will save the City \$172,000 in FY 2014, \$230,000 in FY 2015, and \$287,000 in FY 2016.

### Pension Changes

The contracts call for newly hired firefighters to not receive pension benefits until 25 years after their hire date. According to the City's actuary this will save the City \$35,600 in FY 2015 and FY 2016. The contract also modifies the Pension COLA for new hires from the current 3% compound COLA to simple COLA increased by the percentage CPI increase but no greater than 3%. This will save the City \$18,300 in FY 2015 and FY 2016. The contract increases the firefighter contribution to the pension system from 8% to 9%. This permanent contract change

## OFFICE OF THE MAYOR

Providence City Hall | 25 Dorrance Street Providence, Rhode Island 02905

401 421 2489 ph | 401 455 8823 fax

[www.providenceri.com](http://www.providenceri.com)



## CITY OF PROVIDENCE

Angel Taveras, Mayor

will save the City \$4,160 in FY 2013, \$24,960 in FY 2014, \$32,460 in FY 2015 and \$39,960 in FY 2016.

### Non Monetary Changes

The following contract changes were determined to have no monetary impact:

- Including a provision that time over 42 hours in a workweek shall be considered overtime.
- Providing Telestaff information and Department email to the Union
- Increasing the number of sick days that can be used as personal days from 3 to 7.
- Requiring that all severance pay be paid within 30 days of separation.
- Only having new hires be compensated for a maximum of 140 sick days upon retirement.
- Allowing Annual Physical exams to be conducted by a personal physician.
- Increasing the allowed burial expense for a firefighter killed in the line of duty to \$10,000.
- Posthumously promoting a member killed in the line of duty to the next highest rank.  
and
- Requiring the department to provide annual hazardous materials training.

Thank you for your consideration and should you have any questions, please feel free to contact me to discuss.

Respectfully Submitted;

Michael D'Amico

Director of Administration

### OFFICE OF THE MAYOR

Providence City Hall | 25 Dorrance Street Providence, Rhode Island 02905  
401 421 2489 ph | 401 455 8823 fax  
[www.providenceri.com](http://www.providenceri.com)

# Office of the Internal Auditor

## City of Providence

---

### Memorandum

**To:** Finance Chair John J. Igliazzi; Finance Committee Members  
**Cc:** City Council Members  
**From:** Matthew M. Clarkin, Jr., Internal Auditor *MMC*  
**Date:** July 21, 2011  
**Re:** Tentative Agreements – Local 799

---

I have reviewed the Administration's fiscal note regarding the Tentative Agreements with Local 799, and I find that the fiscal note accurately reflects the costs and savings in these Agreements. There are two areas, however, where the assumptions made by the Administration may not be realized. Below are a summary of these two areas and a brief summary of the major cost savings in the Agreements.

#### Coordination of Benefits:

The Administration estimates savings of \$375,000 in fiscal 2012 and total savings of \$2,095,000 over the period of these Agreements from the coordination of medical benefits of retired firefighters and the spouses of active firefighters. The plan calls for retired firefighters who have access to medical coverage from a current employer to rely on that medical coverage their "active plan". The active plan is the primary policy to pay medical claims. The city will pay the cost for what is not covered by the retiree's current or active medical plan.

In the case of spouses of active firefighters who have medical coverage available to them through their employer, the coverage offered through the employer will be considered the active plan and the city will pay only the cost for what is not covered by the spouse's medical plan.

The savings mentioned above is based upon the assumption that 48 retirees and 100 spouses will be eligible to be shifted from the city's medical plan to their current employer's plan and that the employer's medical plan is similar in quality to that of the state of Rhode Island. Should the medical coverage be a less generous plan, the city would have more costs to cover. Finally, the administration has based savings estimates for fiscal 2013 on full implementation of this plan within two months. This seems to be an aggressive implementation schedule and savings will be reduced should the implementation take longer than estimated.

#### Elimination of Vacation Days:

The Administration estimates savings of \$700,000 in both fiscal years 2012 and 2013 in callback costs from the elimination of four vacation days in both years. While it is certain that the accrual of eight fewer vacation days will result in savings to the city at some point, it is uncertain that the savings will be realized in fiscal years 2012 or 2013.

The Administration has made the assumption that an increase to the number of Personal Days to seven from three will not add to the department's callback costs. It seems reasonable that these days could counter savings realized from the elimination of the four vacation days.

### **Summary of Tentative Agreements**

#### Retroactive Salary Payments:

- Payment of retroactive salary increases from the 1.0% salary increase effective January 1, 2008 and the 2.0% salary increase effective January 1, 2009 instead of being paid in full prior to July 31, 2011 will be paid as follows:
  - 25% due prior to July 31, 2011
  - 25% due prior to July 31, 2012
  - 50% due prior to July 31, 2013

Salaries:

- The 3.0% across-the-board salary increase scheduled to be effective on June 30, 2011 has been eliminated
- Firefighters with a HAZ MAT operations certificate will receive an additional \$10 per week effective July 1, 2013.
- The time required to move to a Firefighter Grade 2 from Grade 3 is increased from twelve months to thirty-six months.
- The time required to move to a Firefighter Grade 1 from Grade 2 is increased from twelve months to twenty-four months.

Minimum Manning:

- Reduction to 90 from 92 (July 1, 2011 through December 31, 2011)
- Reduction to 90 from 94 (January 1, 2012 through June 30, 2014)
- Increase to 92 from 90 (effective July 1, 2014)
- Suspension of the Winter Minimum Manning requirement for the period for the period of July 1, 2013 through June 30, 2016, which calls for a fourth person to be added to engine or ladder companies during the period October 31<sup>st</sup> through June 30th

Defunding of Positions:

- The following positions are scheduled to defunded through demotion, reassignment or elimination:
  - Director of Training
  - Fire Prevention Lieutenant
  - Rescue Captain/Division of Training
  - Computer Technicians (2)
  - Chief of Communications
  - Fire Marshall

Clothing Allowance:

- The payment of the annual Clothing Allowance is rescheduled from March 31<sup>st</sup> to the first paycheck issued in July, which in effect skips the payment for fiscal 2012.



Medical Co-shares:

- Currently, medical co-shares are currently \$858 annually to the premium for an individual health insurance plan and \$1,716 annually for a family plan
- Medical co-shares are increased to \$1,014 annually to the premium for an individual health insurance plan and \$2,028 annually for a family plan, effective July 1, 2013
- Medical co-shares are increased to \$1,092 annually to the premium for an individual health insurance plan and \$2,184 annually for a family plan, effective July 1, 2014

---

- Medical co-shares are increased to \$1,170 annually to the premium for an individual health insurance plan and \$2,340 annually for a family plan, effective July 1, 2015

New Hires:

- The city has committed to hiring 36 new firefighters by July 1, 2012 and an additional 36 by January 1, 2015.
- It is projected that the 36 positions hired in July will result in a net savings in callback beginning in fiscal 2013.

MICHAEL J. DILLON  
Acting Chief of Department

THOMAS N. WARREN  
Assistant Chief of Department



ANGEL TAVERAS  
MAYOR

STEVEN M. PARE  
Commissioner of  
Public Safety

---

Department of Public Safety, Fire Department  
*"Building Pride in Providence"*

---

July 26, 2011

Ms. Anna Stetson  
Providence City Clerk  
25 Dorrance Street  
Providence RI 02903

Dear Madame Clerk:

The Providence Fire Department respectfully submits the following documents to the Providence City council:

The annual reports of the Engine and Ladder Companies of the City of Providence for 2011. The total runs by station of the Engine, Ladder, Rescue Companies of the City of Providence. The total runs of the Chief Officers by station of the City of Providence for the year 2011.

These documents are submitted on the request of the President of the City Council and reflect the day to day emergency response operations of the Providence Fire Department for the year 2011. These documents were introduced at the Providence City council Finance committee hearing on the Collective bargaining agreement between Local 799 of the International Association of Firefighters and the City of Providence which was held on Monday 25 July 2011 at 5:30 PM in the City Council conference room at Providence City hall.

Please feel free to contact me regarding these documents or for any additional information the City council may require

Sincerely,

MICHAEL J. DILLON  
Acting Chief of Department

MJD/kb

325 Washington Street Providence, Rhode Island 02903 (401) 243-6060 FAX: (401) 243-6487

# PROVIDENCE FIRE DEPARTMENT ANNUAL REPORT

## Reporting Ladder Company

Ladder 1

### Annual Report for 2011

ANNUAL TOTALS	
Service Time Minutes	Runs
20271	1053

	Minutes	Runs
<b>FIRE</b>	<b>5271</b>	<b>134</b>
Structure	4319	69
Vehicle	41	3
Other	911	62
<b>EMS</b>	<b>3467</b>	<b>200</b>
Cardiac	77	4
Medical Aid	2116	115
Other	1274	81
<b>HAZMAT</b>	<b>526</b>	<b>20</b>
Spill/Leak	442	15
Other	84	5
<b>NON-FIRE</b>	<b>8526</b>	<b>576</b>
Lockout/In	669	39
Water Emer	731	23
Accidental	2380	180
Defective	2081	140
Other	2665	194
<b>GOOD INTENT</b>	<b>1685</b>	<b>34</b>
Smoke Scare	297	20
Other	1388	14
<b>FALSE</b>	<b>614</b>	<b>56</b>
Malicious	527	49
Other	87	7
<b>RELOCATIONS</b>	<b>78</b>	<b>7</b>

#### EQUIPMENT USED

	Number of Feet Used
Aerial	2416
Extension	490
Straight	180
Roof	106
Folding	297
Combination	20

	Number Used
Scba	251

	Number of Times Used
LadderPipe	4
Extinguisher	13
Foam	0
Oxygen	27
Generator	5
Smoke Ejt	17
Port Pump	7
Scene Light	11
Jaws	0
K12	10
Qvent	9
FirstAid Bag	151
CO2 Meter	21
Misc Tools	601

#### Lockout/in Type

Building	13
Auto	3
Elevator	25

#### Box Type

Fire	50
False	92

PROVIDENCE FIRE DEPARTMENT ANNUAL REPORT

Other

461

---

# PROVIDENCE FIRE DEPARTMENT ANNUAL REPORT

## Reporting Ladder Company

### Ladder 2

#### Annual Report for 2011

ANNUAL TOTALS	
Service Time Minutes	Runs
15077	780

	Minutes	Runs
<b>FIRE</b>	4363	107
Structure	3857	66
Vehicle	67	6
Other	439	35
<b>EMS</b>	2543	148
Cardiac	189	10
Medical Aid	1794	105
Other	560	33
<b>HAZMAT</b>	539	27
Spill/Leak	222	10
Other	317	17
<b>NON-FIRE</b>	5958	337
Lockout/In	562	37
Water Emer	109	6
Accidental	1967	197
Defective	799	65
Other	2521	32
<b>GOOD INTENT</b>	882	69
Smoke Scare	390	34
Other	492	35
<b>FALSE</b>	565	73
Malicious	501	67
Other	64	6
<b>RELOCATIONS</b>	130	1

#### EQUIPMENT USED

	Number of Feet Used
Aerial	3350
Extension	460
Straight	616
Roof	140
Folding	138
Combination	70

	Number Used
Scba	343

	Number of Times Used
Ladder/Pipe	4
Extinguisher	16
Foam	0
Oxygen	24
Generator	6
Smoke Ejt	17
Port Pump	0
Scene Light	14
Jaws	0
K12	8
Qvent	16
First Aid Bag	76
CO2 Meter	38
Misc Tools	164

#### Lockout/In Type

Building	23
Auto	1
Elevator	0

#### Box Type

Fire	19
False	80

PROVIDENCE FIRE DEPARTMENT ANNUAL REPORT

Other

215

---

# PROVIDENCE FIRE DEPARTMENT ANNUAL REPORT

## Reporting Ladder Company

Ladder-3

Annual Report for 2011

ANNUAL TOTALS	
Service Time Minutes	Runs
13486	714

	Minutes	Runs
<b>FIRE</b>	2182	72
Structure	1799	46
Vehicle	60	3
Other	323	23
<b>EMS</b>	4835	243
Cardiac	187	7
Medical Aid	4169	205
Other	479	31
<b>HAZMAT</b>	405	17
Spill/Leak	254	9
Other	151	8
<b>NON-FIRE</b>	3479	252
Lockout/In	729	48
Water Emer	359	7
Accidental	1129	112
Defective	1021	67
Other	241	18
<b>GOOD INTENT</b>	584	41
Smoke Scare	282	21
Other	302	20
<b>FALSE</b>	592	75
Malicious	477	64
Other	115	11
<b>RELOCATIONS</b>	50	1

### EQUIPMENT USED

#### Number of Feet Used

Aerial	2530
Extension	165
Straight	140
Roof	208
Folding	112
Combination	58

#### Number Used

Scba	261
------	-----

#### Number of Times Used

Ladder/Pipe	0
Extinguisher	46
Foam	0
Oxygen	87
Generator	11
Smoke Ejt	20
Port Pump	2
Scene Light	14
Jaws	0
K12	3
Qvent	3
First Aid Bag	187
CO2 Meter	39
Misc Tools	143

#### Lockout-in Type

Building	37
Auto	3
Elevator	3

#### Box Type

Fire	25
False	81

PROVIDENCE FIRE DEPARTMENT ANNUAL REPORT

Other

148

---



# PROVIDENCE FIRE DEPARTMENT ANNUAL REPORT

Reporting Ladder Company

Ladder 4

Annual Report for 2011

ANNUAL TOTALS	
Service Time Minutes	Runs
21566	1011

	Minutes	Runs
<b>FIRE</b>	<b>4651</b>	<b>130</b>
Structure	4137	93
Vehicle	74	2
Other	440	35
<b>EMS</b>	<b>2160</b>	<b>109</b>
Cardiac	207	9
Medical Aid	1574	79
Other	379	21
<b>HAZMAT</b>	<b>368</b>	<b>14</b>
Spill/Leak	227	9
Other	141	5
<b>NON-FIRE</b>	<b>11104</b>	<b>635</b>
Lockout/In	978	40
Water Emer	1625	39
Accidental	2507	213
Defective	2724	181
Other	2945	162
<b>GOOD INTENT</b>	<b>405</b>	<b>25</b>
Smoke Scare	174	12
Other	231	13
<b>FALSE</b>	<b>451</b>	<b>43</b>
Malicious	357	35
Other	94	8
<b>RELOCATIONS</b>	<b>2635</b>	<b>32</b>

## EQUIPMENT USED

	Number of Feet Used
Aerial	4900
Extension	519
Straight	28
Roof	420
Folding	714
Combination	186

	Number Used
Scba	352

	Number of Times Used
LadderPipe	5
Extinguisher	85
Foam	0
Oxygen	44
Generator	15
Smoke Ejt	53
Port Pump	8
Scene Light	53
Jaws	0
K12	12
Qvent	19
FirstAid Bag	85
CO2 Meter	36
Misc Tools	433

## Lockout/in Type

Building	7
Auto	2
Elevator	32

## Box Type

Fire	75
False	230

PROVIDENCE FIRE DEPARTMENT ANNUAL REPORT

Other

331

---

# PROVIDENCE FIRE DEPARTMENT ANNUAL REPORT

Reporting Ladder Company

Ladder 5

Annual Report for 2011

ANNUAL TOTALS	
Service Time Minutes	Runs
12200	658

	Minutes	Runs
<b>FIRE</b>	3926	86
Structure	3097	53
Vehicle	37	5
Other	792	28
<b>EMS</b>	1781	103
Cardiac	177	7
Medical Aid	1349	75
Other	255	21
<b>HAZMAT</b>	867	29
Spill/Leak	584	18
Other	283	11
<b>NON-FIRE</b>	3977	281
Lockout/In	638	42
Water Emer	78	4
Accidental	1060	99
Defective	893	56
Other	1308	80
<b>GOOD INTENT</b>	930	64
Smoke Scare	602	43
Other	328	21
<b>FALSE</b>	579	67
Malicious	374	53
Other	205	14
<b>RELOCATIONS</b>	8	1

## EQUIPMENT USED

Number of Feet Used

Aerial	3150
Extension	268
Straight	100
Roof	16
Folding	198
Combination	0

## Number Used

Scba 224

## Number of Times Used

Ladder Pipe	3
Extinguisher	5
Foam	0
Oxygen	19
Generator	9
Smoke Ejt	15
Port Pump	1
Scene Light	20
Jaws	0
K12	3
Qvent	6
First Aid Bag	73
CO2 Meter	53
Misc Tools	399

## Lockout/In Type

Building	31
Auto	3
Elevator	7

## Box Type

Fire	10
False	104



# PROVIDENCE FIRE DEPARTMENT ANNUAL REPORT

## Reporting Ladder Company

Ladder 6

### Annual Report for 2011

ANNUAL TOTALS	
Service Time Minutes	Runs
14024	808

	Minutes	Runs
<b>FIRE</b>	4303	147
Structure	3926	120
Vehicle	63	4
Other	314	23
<b>EMS</b>	2063	116
Cardiac	134	9
Medical Aid	1629	83
Other	300	24
<b>HAZMAT</b>	734	34
Spill/Leak	294	11
Other	440	23
<b>NON-FIRE</b>	5357	358
Lockout/In	705	43
Water Emer	529	9
Accidental	1345	124
Defective	2005	140
Other	773	42
<b>GOOD INTENT</b>	723	48
Smoke Scare	370	23
Other	353	25
<b>FALSE</b>	723	86
Malicious	702	84
Other	21	2
<b>RELOCATIONS</b>	64	2

#### EQUIPMENT USED

	Number of Feet Used
Aerial	5290

Extension	339
Straight	328
Roof	100
Folding	260
Combination	28

	Number Used
Scba	236

	Number of Times Used
Ladder Pipe	2
Extinguisher	6
Foam	0
Oxygen	15
Generator	12
Smoke Ejt	9
Port Pump	2
Scene Light	21
Jaws	0
K12	13
Qvent	21
First Aid Bag	63
CO2 Meter	66
Misc Tools	392

Lockout/in Type	
Building	32
Auto	0
Elevator	8

Box Type	
Fire	34
False	111



# PROVIDENCE FIRE DEPARTMENT ANNUAL REPORT

## Reporting Ladder Company

Ladder 7

### Annual Report for 2011

ANNUAL TOTALS	
Service Time Minutes	Runs
10675	560

	Minutes	Runs
<b>FIRE</b>	<b>2254</b>	<b>72</b>
Structure	1383	26
Vehicle	145	4
Other	726	42
<b>EMS</b>	<b>2437</b>	<b>114</b>
Cardiac	332	15
Medical Aid	1539	72
Other	566	27
<b>HAZMAT</b>	<b>639</b>	<b>22</b>
Spill/Leak	0	0
Other	639	22
<b>NON-FIRE</b>	<b>4038</b>	<b>270</b>
Lockout/In	540	25
Water Emer	382	9
Accidental	1214	117
Defective	1049	74
Other	853	45
<b>GOOD INTENT</b>	<b>552</b>	<b>30</b>
Smoke Scare	200	12
Other	352	18
<b>FALSE</b>	<b>310</b>	<b>30</b>
Malicious	294	27
Other	16	3
<b>RELOCATIONS</b>	<b>378</b>	<b>7</b>

#### EQUIPMENT USED

	Number of Feet Used
Aerial	440
Extension	48
Straight	88
Roof	30
Folding	144
Combination	1

	Number Used
Scba	177

	Number of Times Used
Ladder/Pipe	1
Extinguisher	3
Foam	0
Oxygen	17
Generator	1
Smoke Ejt	7
Port Pump	3
Scene Light	6
Jaws	1
K12	0
Qvent	3
First Aid Bag	77
CO2 Meter	51
Misc Tools	189

	Lockout/In Type
Building	11
Auto	1
Elevator	12

	Box Type
Fire	25
False	44

PROVIDENCE FIRE DEPARTMENT ANNUAL REPORT

Other

150

---



# PROVIDENCE FIRE DEPARTMENT ANNUAL REPORT

Reporting Ladder Company

Ladder 8

Annual Report for 2011

ANNUAL TOTALS	
Service Time Minutes	Runs
13667	630

	Minutes	Runs
<b>FIRE</b>	3482	99
Structure	1596	33
Vehicle	390	3
Other	1496	63
<b>EMS</b>	3213	79
Cardiac	31	1
Medical Aid	1292	58
Other	1890	20
<b>HAZMAT</b>	433	16
Spill/Leak	303	9
Other	130	7
<b>NON-FIRE</b>	5595	365
Lockout/In	397	22
Water Emer	355	15
Accidental	2149	160
Defective	2054	122
Other	640	46
<b>GOOD INTENT</b>	428	25
Smoke Scare	200	14
Other	228	11
<b>FALSE</b>	464	33
Malicious	426	30
Other	38	3
<b>RELOCATIONS</b>	0	0

EQUIPMENT USED	
	Number of Feet Used

Aerial 1630

Extension	28
Straight	92
Roof	20
Folding	67
Combination	0

Number Used

Scba 506

Number of Times Used

LadderPipe	5
Extinguisher	67
Foam	0
Oxygen	40
Generator	4
Smoke Ejt	25
Port Pump	0
Scene Light	9
Jaws	0
K12	4
Qvent	8
FirstAid Bag	60
CO2 Meter	27
Misc Tools	354

Lockout/in Type

Building	12
Auto	0
Elevator	10

Box Type

Fire	23
False	62



# PROVIDENCE FIRE DEPARTMENT

Providence, RI 23-Jul-11

From: Lt. Joseph L. Molis L-8 A grp #5390

---


To: The Chief of Department

Subject: Company Activity reports

Sir:

As directed in an email by DAC Mirza I have generated an activity report for the first half of 2011. A hard copy is attached to this F-17 because we are unable to email reports generated with the access database used to collect run data.

Respectfully Submitted,

A handwritten signature in black ink, appearing to be 'J. Molis', written over a horizontal line.

Lt. Joseph Molis L8 A grp

---

Contents Noted and Forwarded

**PROVIDENCE FIRE DEPARTMENT ANNUAL REPORT**  
Reporting Company

ANNUAL TOTALS	
Service Time	Runs
19805	956

SH1

Annual Report for 2011

	Minutes	Runs
<b>FIRE</b>	<b>7246</b>	<b>209</b>
Structure	6116	120
Vehicle	91	8
Other	1039	81
<b>EMS</b>	<b>983</b>	<b>30</b>
Cardiac	26	1
Medical Aid	517	12
Other	440	17
<b>HAZMAT</b>	<b>3123</b>	<b>114</b>
Spill/Leak	2168	68
Other	955	46
<b>NON-FIRE</b>	<b>5279</b>	<b>273</b>
Lockout/In	2041	107
Water Emer	153	5
Accidental	69	6
Defective	821	57
Other	2195	100
<b>GOOD INTENT</b>	<b>1922</b>	<b>159</b>
Smoke Scare	721	73
Other	1201	86
<b>FALSE</b>	<b>98</b>	<b>12</b>
Malicious	78	10
Other	20	2
<b>RELOCATIONS</b>	<b>0</b>	<b>0</b>

Air Bags	2
Air Cart	2
Air Tools	6
Computer	0
Confined Space	10
Cribbing	11
Hose	5
Hot Stick	5
Ram	5
Jaws	12
Ladders	9
Phd Meter	106
Other Gas Meter	217
Plugging Mat'ls	2
Rope Rescue	6
Saws	9
Stokes	1
TI Camera	110
Hand Tools	254
Power Tools	11
Torch/Slice Pak	1
Water Rescue	5
<b>Box Type</b>	
Fire	9
False	3
Other	5

Extractions	
Vehicle	38
Elevator	111
Other	5

Nbr of People Extracted	
Vehicle	22
Elevator	191
Other	3

SCBA INFO	
Used	470
Changed	44

CO Runs	188
Gas Runs	87

Auto Lockouts	
40	

SPEEDI DRI	
Bags Used	29

# PROVIDENCE FIRE DEPARTMENT ANNUAL REPORT

ANNUAL TOTALS	
Service Time Minutes	Runs
27545	1526

Reporting Engine Company

Engine 2

Annual Report for 2011

## EQUIPMENT USED

	Minutes	Runs
<b>FIRE</b>	3206	114
Structure	2083	48
Vehicle	442	15
Other	681	51
<b>EMS</b>	16418	836
Cardiac	1566	71
Medical Aid	12173	612
Other	2679	153
<b>HAZMAT</b>	172	4
Spill/Leak	155	3
Other	17	1
<b>NON-FIRE</b>	5332	400
Lockout/In	72	6
Water Emer	491	19
Accidental	1020	101
Defective	698	57
Other	3051	217
<b>GOOD INTENT</b>	957	68
Smoke Scare	316	25
Other	641	43
<b>FALSE</b>	639	80
Malicious	545	69
Other	94	11
<b>RELOCATION</b>	721	9

Pump Minutes	1900
<b>Nbr of Feet Used</b>	
Hose 3"	4050
Hose 2.5"	200
Hose 1.75"	9350
Hose .75"	1950
<b>Nbr Used</b>	
Scba	383
<b>Nbr of Times Used</b>	
Master Appl	0
Extinguisher	21
Foam	3
Oxygen	147
AED	5
Generator	1
Port Pump	2
FirstAid Bag	628
CO2 Meter	2
Misc Tools	721
<b>Nbr of Feet Used</b>	
Ldr Extension	28
Ldr Roof	0
Ldr Folding	276
<b>Box Type</b>	
Fire	36
False	122
Other	256

# PROVIDENCE FIRE DEPARTMENT ANNUAL REPORT

ANNUAL TOTALS	
Service Time Minutes	Runs
27550	1527

Reporting Engine Company

Engine 2

Annual Report for 2011

## EQUIPMENT USED

	Minutes	Runs
<b>FIRE</b>	3206	114
Structure	2083	48
Vehicle	442	15
Other	681	51
<b>EMS</b>	16418	836
Cardiac	1566	71
Medical Aid	12173	612
Other	2679	153
<b>HAZMAT</b>	172	4
Spill/Leak	155	3
Other	17	1
<b>NON-FIRE</b>	5337	401
Lockout/In	72	6
Water Emer	491	19
Accidental	1025	102
Defective	698	57
Other	3051	217
<b>GOOD INTENT</b>	957	68
Smoke Scare	316	25
Other	641	43
<b>FALSE</b>	639	80
Malicious	545	69
Other	94	11
<b>RELOCATION</b>	721	9

Pump Minutes	1900
Nbr of Feet Used	
Hose 3"	4050
Hose 2.5"	200
Hose 1.75"	9350
Hose .75"	1950
Nbr Used	
Scba	383
Nbr of Times Used	
Master Appl	0
Extinguisher	21
Foam	3
Oxygen	147
AED	5
Generator	1
Port Pump	2
First Aid Bag	628
CO2 Meter	2
Misc Tools	721
Nbr of Feet Used	
Ldr Extension	28
Ldr Roof	0
Ldr Folding	276
Box Type	
Fire	36
False	122
Other	257

# PROVIDENCE FIRE DEPARTMENT ANNUAL REPORT

ANNUAL TOTALS	
Service Time Minutes	Runs
39214	2525

Reporting Engine Company

Engine 3

AS of 23 JUL 11 @ 1225 hrs

Annual Report for 2011

## EQUIPMENT USED

	Minutes	Runs
<b>FIRE</b>	8287	191
Structure	4211	77
Vehicle	276	10
Other	1800	104
<b>EMS</b>	21255	1285
Cardiac	1547	85
Medical Aid	16050	1060
Other	3658	140
<b>HAZMAT</b>	214	9
Spill/Leak	83	5
Other	131	4
<b>NON FIRE</b>	8435	663
Lockout/In	572	32
Water Emer	468	19
Accidental	3135	303
Defective	2865	224
Other	1395	85
<b>GOOD INTENT</b>	1423	124
Smoke Scare	546	51
Other	877	73
<b>FALSE</b>	1196	157
Malicious	1010	142
Other	186	15
<b>RELOCATION</b>	6	2

Pump Minutes 1481

### Nbr of Feet Used

Hose 3" 5600

Hose 2.5" 700

Hose 1.75" 12250

Hose .75" 5900

### Nbr Used

Scba 209

### Nbr of Times Used

Master Appl 1

Extinguisher 6

Foam 0

Oxygen 209

AED 25

Generator 1

Port Pump 0

First Aid Bag 1056

CO2 Meter 2

Misc Tools 1055

### Nbr of Feet Used

Ldr Extension 51

Ldr Roof 100

Ldr Folding 34

### Box Type

Fire 44

False 539

Other 201

# PROVIDENCE FIRE DEPARTMENT ANNUAL REPORT

ANNUAL TOTALS	
Service Time Minutes	Runs
12986	741

## Reporting Engine Company

Engine 4

## Annual Report for 2011

	Minutes	Runs
<b>FIRE</b>	1173	30
Structure	548	9
Vehicle	161	4
Other	464	17
<b>EMS</b>	8384	419
Cardiac	1718	71
Medical Aid	5003	255
Other	1663	93
<b>HAZMAT</b>	44	3
Spill/Leak	38	2
Other	6	1
<b>NON-FIRE</b>	2576	210
Lockout/In	81	6
Water Emer	301	6
Accidental	743	77
Defective	653	62
Other	798	59
<b>GOOD INTENT</b>	361	30
Smoke Scare	280	24
Other	81	6
<b>FALSE</b>	332	38
Malicious	238	28
Other	94	10
<b>RELOCATION</b>	60	4

## EQUIPMENT USED

Pump Minutes	177
<b>Nbr of Feet Used</b>	
Hose 3"	750
Hose 2.5"	100
Hose 1.75"	1000
Hose .75"	800
<b>Nbr Used</b>	
Scba	18
<b>Nbr of Times Used</b>	
Master Appl	0
Extinguisher	1
Foam	0
Oxygen	125
AED	1
Generator	0
Port Pump	2
First Aid Bag	211
CO2 Meter	0
Misc Tools	47
<b>Nbr of Feet Used</b>	
Ldr Extension	0
Ldr Roof	32
Ldr Folding	0
<b>Box Type</b>	
Fire	13
False	75
Other	123



# PROVIDENCE FIRE DEPARTMENT ANNUAL REPORT

ANNUAL TOTALS	
Service Time Minutes	Runs
12986	741

Reporting Engine Company

Engine 4

Annual Report for 2011

## EQUIPMENT USED

	Minutes	Runs
<b>FIRE</b>	1173	30
Structure	548	9
Vehicle	161	4
Other	464	17
<b>EMS</b>	8384	419
Cardiac	1718	71
Medical Aid	5003	255
Other	1663	93
<b>HAZMAT</b>	44	3
Spill/Leak	38	2
Other	6	1
<b>NON-FIRE</b>	2576	210
Lockout/In	81	6
Water Emer	301	6
Accidental	743	77
Defective	653	62
Other	798	59
<b>GOOD INTENT</b>	361	30
Smoke Scare	280	24
Other	81	6
<b>FALSE</b>	232	38
Malicious	238	28
Other	94	10
<b>RELOCATION</b>	60	4

Pump Minutes	177
Nbr of Feet Used	
Hose 3"	750
Hose 2.5"	100
Hose 1.75"	1000
Hose .75"	800
Nbr Used	
Scba	18
Nbr of Times Used	
Master Appl	0
Extinguisher	1
Foam	0
Oxygen	125
AED	1
Generator	0
Port Pump	2
First Aid Bag	211
CO2 Meter	0
Misc Tools	47
Nbr of Feet Used	
Ldr Extension	0
Ldr Roof	32
Ldr Folding	0
Box Type	
Fire	13
False	75
Other	123

# PROVIDENCE FIRE DEPARTMENT ANNUAL REPORT

ANNUAL TOTALS	
Service Time Minutes	Runs
13797	637

## Reporting Engine Company

Engine 5

## Annual Report for 2011

	Minutes	Runs
<b>FIRE</b>	2512	42
Structure	1902	25
Vehicle	26	1
Other	584	16
<b>EMS</b>	5234	231
Cardiac	685	25
Medical Aid	3566	156
Other	983	50
<b>HAZMAT</b>	125	3
Spill/Leak	125	3
Other	0	0
<b>NON-FIRE</b>	3019	238
Lockout/In	22	2
Water Emer	336	10
Accidental	1932	171
Defective	505	38
Other	224	17
<b>GOOD INTENT</b>	2057	25
Smoke Scare	1829	8
Other	228	17
<b>FALSE</b>	754	81
Malicious	161	17
Other	590	64
<b>RELOCATION</b>	0	0

## EQUIPMENT USED

Pump Minutes	93
<b>Nbr of Feet Used</b>	
Hose 3"	0
Hose 2.5"	0
Hose 1.75"	1150
Hose .75"	300
<b>Nbr Used</b>	
Scba	30
<b>Nbr of Times Used</b>	
Master Appl	0
Extinguisher	2
Foam	0
Oxygen	56
AED	1
Generator	2
Port Pump	0
First Aid Bag	188
CO2 Meter	1
Misc Tools	233
<b>Nbr of Feet Used</b>	
Ldr Extension	0
Ldr Roof	0
Ldr Folding	10
<b>Box Type</b>	
Fire	7
False	49
Other	208

# PROVIDENCE FIRE DEPARTMENT ANNUAL REPORT

ANNUAL TOTALS	
Service Time Minutes	Runs
13797	637

## Reporting Engine Company

Engine 5

## Annual Report for 2011

	Minutes	Runs
<b>FIRE</b>	2512	42
Structure	1902	25
Vehicle	26	1
Other	584	16
<b>EMS</b>	5234	231
Cardiac	685	25
Medical Aid	3566	156
Other	983	50
<b>HAZMAT</b>	125	3
Spill/Leak	125	3
Other	0	0
<b>NON-FIRE</b>	3019	238
Lockout/In	22	2
Water Emer	336	10
Accidental	1932	171
Defective	505	38
Other	224	17
<b>GOOD INTENT</b>	2057	25
Smoke Scare	1829	8
Other	228	17
<b>FALSE</b>	751	31
Malicious	161	17
Other	590	64
<b>RELOCATION</b>	0	0

## EQUIPMENT USED

Pump Minutes	93
Nbr of Feet Used	
Hose 3"	0
Hose 2.5"	0
Hose 1.75"	1150
Hose .75"	300
Nbr Used	
Scba	30
Nbr of Times Used	
Master Appl	0
Extinguisher	2
Foam	0
Oxygen	56
AED	1
Generator	2
Port Pump	0
FirstAid Bag	188
CO2 Meter	1
Misc Tools	233
Nbr of Feet Used	
Ldr Extension	0
Ldr Roof	0
Ldr Folding	10
Box Type	
Fire	7
False	49
Other	208

# PROVIDENCE FIRE DEPARTMENT ANNUAL REPORT

ANNUAL TOTALS	
Service Time Minutes	Runs
23563	1308

Reporting Engine Company

Engine 6

Annual Report for 2011

	Minutes	Runs
<b>FIRE</b>	4034	111
Structure	2728	66
Vehicle	565	17
Other	741	28
<b>EMS</b>	14671	787
Cardiac	1995	80
Medical Aid	11603	646
Other	1073	61
<b>HAZMAT</b>	203	7
Spill/Leak	116	5
Other	87	2
<b>NON-FIRE</b>	2683	177
Lockout/In	140	8
Water Emer	257	8
Accidental	857	73
Defective	719	42
Other	710	46
<b>GOOD INTENT</b>	662	47
Smoke Scare	256	15
Other	406	32
<b>FALSE</b>	1190	160
Malicious	1074	148
Other	116	12
<b>RELOCATION</b>	0	0

## EQUIPMENT USED

Pump Minutes	715
<b>Nbr of Feet Used</b>	
Hose 3"	2150
Hose 2.5"	0
Hose 1.75"	6675
Hose .75"	2320
<b>Nbr Used</b>	
Scba	133
<b>Nbr of Times Used</b>	
Master Appl	0
Extinguisher	5
Foam	0
Oxygen	84
AED	6
Generator	4
Port Pump	1
First Aid Bag	588
CO2 Meter	3
Misc Tools	714
<b>Nbr of Feet Used</b>	
Ldr Extension	16
Ldr Roof	30
Ldr Folding	0
<b>Box Type</b>	
Fire	15
False	153
Other	47

# PROVIDENCE FIRE DEPARTMENT ANNUAL REPORT

ANNUAL TOTALS	
Service Time Minutes	Runs
30668	1650

Reporting Engine Company

Engine 7

Annual Report for 2011

## EQUIPMENT USED

	Minutes	Runs
<b>FIRE</b>	<b>6470</b>	<b>190</b>
Structure	4784	85
Vehicle	364	9
Other	1322	96
<b>EMS</b>	<b>10849</b>	<b>630</b>
Cardiac	638	37
Medical Aid	7990	440
Other	2221	153
<b>HAZMAT</b>	<b>217</b>	<b>7</b>
Spill/Leak	187	6
Other	30	1
<b>NON-FIRE</b>	<b>10537</b>	<b>654</b>
Lockout/In	874	36
Water Emer	1257	37
Accidental	4072	273
Defective	2198	141
Other	2136	167
<b>GOOD INTENT</b>	<b>493</b>	<b>41</b>
Smoke Scare	176	15
Other	317	26
<b>FALSE</b>	<b>802</b>	<b>83</b>
Malicious	621	68
Other	181	15
<b>RELOCATION</b>	<b>1138</b>	<b>14</b>

Pump Minutes 558

## Nbr of Feet Used

Hose 3" 2700  
Hose 2.5" 150  
Hose 1.75" 21250  
Hose .75" 2700

## Nbr Used

Scba 541

## Nbr of Times Used

Master Appl 0  
Extinguisher 21  
Foam 0  
Oxygen 225  
AED 3  
Generator 1  
Port Pump 3  
First Aid Bag 542  
CO2 Meter 2  
Misc Tools 588

## Nbr of Feet Used

Ldr Extension 35  
Ldr Roof 18  
Ldr Folding 10

## Box Type

Fire 62  
False 215  
Other 388

# PROVIDENCE FIRE DEPARTMENT ANNUAL REPORT

ANNUAL TOTALS	
Service Time Minutes	Runs
30668	1650

Reporting Engine Company

Engine 7

Annual Report for 2011

	Minutes	Runs
FIRE	6470	190
Structure	4784	85
Vehicle	364	9
Other	1322	96
EMERGENCY	10849	630
Cardiac	638	37
Medical Aid	7990	440
Other	2221	153
HAZARDOUS	217	7
Leak	187	6
Other	30	1
NON-FIRE	10537	654
Rescue/In	874	36
For Emer	1257	37
Accidental	4072	273
Protective	2198	141
Other	2136	167
GOODWILL	493	41
Smoke Scare	176	15
Other	317	26
FAULTY	802	83
Accidents	621	68
Other	181	15
RELOCATION	1138	14

## EQUIPMENT USED

Pump Minutes	558
Nbr of Feet Used	
Hose 3"	2700
Hose 2.5"	150
Hose 1.75"	21250
Hose .75"	2700
Nbr Used	
Scba	541
Nbr of Times Used	
Master Appl	0
Extinguisher	21
Foam	0
Oxygen	225
AED	3
Generator	1
Port Pump	3
First Aid Bag	542
CO2 Meter	2
Misc Tools	588
Nbr of Feet Used	
Ldr Extension	35
Ldr Roof	18
Ldr Folding	10
Box Type	
Fire	62
False	215
Other	388

# PROVIDENCE FIRE DEPARTMENT ANNUAL REPORT

ANNUAL TOTALS	
Service Time Minutes	Runs
32889	2026

Reporting Engine Company

Engine 8

Annual Report for 2011

	Minutes	Runs
<b>FIRE</b>	<b>5557</b>	<b>220</b>
Structure	4230	129
Vehicle	308	11
Other	1019	80
<b>EMS</b>	<b>19783</b>	<b>1202</b>
Cardiac	1925	87
Medical Aid	16666	1036
Other	1192	79
<b>HAZMAT</b>	<b>157</b>	<b>7</b>
Spill/Leak	142	6
Other	15	1
<b>NON-FIRE</b>	<b>5288</b>	<b>313</b>
Lockout/In	93	7
Water Emer	402	19
Accidental	1533	139
Defective	1144	95
Other	2116	53
<b>GOOD INTENT</b>	<b>711</b>	<b>63</b>
Smoke Scare	419	33
Other	292	30
<b>FALSE</b>	<b>1087</b>	<b>143</b>
Malicious	1005	133
Other	82	10
<b>RELOCATION</b>	<b>7</b>	<b>2</b>

## EQUIPMENT USED

Pump Minutes	2650
<b>Nbr of Feet Used</b>	
Hose 3"	13150
Hose 2.5"	750
Hose 1.75"	21553
Hose .75"	39650
<b>Nbr Used</b>	
Scba	682
<b>Nbr of Times Used</b>	
Master Appl	1
Extinguisher	15
Foam	0
Oxygen	154
AED	182
Generator	2
Port Pump	1
First Aid Bag	698
CO2 Meter	1
Misc Tools	623
<b>Nbr of Feet Used</b>	
Ldr Extension	16
Ldr Roof	0
Ldr Folding	26
<b>Box Type</b>	
Fire	83
False	210
Other	131

# PROVIDENCE FIRE DEPARTMENT ANNUAL REPORT

ANNUAL TOTALS	
Service Time Minutes	Runs
23436	1236

Reporting Engine Company

Engine 9

Annual Report for 2011

## EQUIPMENT USED

	Minutes	Runs
<b>FIRE</b>	2847	79
Structure	1729	35
Vehicle	250	8
Other	868	36
<b>EMS</b>	11983	490
Cardiac	3560	73
Medical Aid	7537	383
Other	886	34
<b>HAZMAT</b>	473	11
Spill/Leak	134	7
Other	339	4
<b>NON-FIRE</b>	6520	499
Lockout/In	100	7
Water Emer	530	25
Accidental	2870	254
Defective	2312	170
Other	708	43
<b>GOOD INTENT</b>	816	67
Smoke Scare	436	38
Other	380	29
<b>FALSE</b>	648	68
Malicious	566	58
Other	82	10
<b>RELOCATION</b>	15	2

Pump Minutes	905
Nbr of Feet Used	
Hose 3"	2100
Hose 2.5"	200
Hose 1.75"	2800
Hose .75"	1500
Nbr Used	
Scba	99
Nbr of Times Used	
Master Appl	1
Extinguisher	3
Foam	0
Oxygen	103
AED	5
Generator	1
Port Pump	2
First Aid Bag	315
CO2 Meter	1
Misc Tools	107
Nbr of Feet Used	
Ldr Extension	0
Ldr Roof	10
Ldr Folding	20
Box Type	
Fire	31
False	244
Other	211



# PROVIDENCE FIRE DEPARTMENT ANNUAL REPORT

ANNUAL TOTALS	
Service Time Minutes	Runs
23436	1236

Reporting Engine Company

Engine 9

Annual Report for 2011

## EQUIPMENT USED

	Minutes	Runs
<b>FIRE</b>	2847	79
Structure	1729	35
Vehicle	250	8
Other	868	36
<b>EMS</b>	11983	490
Cardiac	3560	73
Medical Aid	7537	383
Other	886	34
<b>HAZMAT</b>	473	11
Spill/Leak	134	7
Other	339	4
<b>NON FIRE</b>	6520	499
Lockout/In	100	7
Water Emer	530	25
Accidental	2870	254
Defective	2312	170
Other	708	43
<b>GOOD INTENT</b>	816	67
Smoke Scare	436	38
Other	380	29
<b>FALSE</b>	648	68
Malicious	566	58
Other	82	10
<b>RELOCATION</b>	15	2

Pump Minutes	905
<b>Nbr of Feet Used</b>	
Hose 3"	2100
Hose 2.5"	200
Hose 1.75"	2800
Hose .75"	1500
<b>Nbr Used</b>	
Scba	99
<b>Nbr of Times Used</b>	
Master Appl	1
Extinguisher	3
Foam	0
Oxygen	103
AED	5
Generator	1
Port Pump	2
FirstAid Bag	315
CO2 Meter	1
Misc Tools	107
<b>Nbr of Feet Used</b>	
Ldr Extension	0
Ldr Roof	10
Ldr Folding	20
<b>Box Type</b>	
Fire	31
False	244
Other	211

# PROVIDENCE FIRE DEPARTMENT ANNUAL REPORT

ANNUAL TOTALS	
Service Time Minutes	Runs
6E+05	2978

Reporting Engine Company

Engine 10

Annual Report for 2010

## EQUIPMENT USED

	Minutes	Runs
<b>FIRE</b>	6296	221
Structure	4908	140
Vehicle	486	15
Other	902	66
<b>EMS</b>	26239	1694
Cardiac	2208	118
Medical Aid	18151	1132
Other	5880	444
<b>HAZMAT</b>	383	14
Spill/Leak	322	11
Other	61	3
<b>NON-FIRE</b>	608735	580
Lockout/In	222	17
Water Emer	809	32
Accidental	604626	292
Defective	1866	167
Other	1212	72
<b>GOOD INTENT</b>	1031	100
Smoke Scare	352	35
Other	679	65
<b>FALSE</b>	1945	277
Malicious	1216	209
Other	699	68
<b>RELOCATION</b>	40	3

Pump Minutes	1604
<b>Nbr of Feet Used</b>	
Hose 3"	10450
Hose 2.5"	450
Hose 1.75"	12900
Hose .75"	6050
<b>Nbr Used</b>	
Scba	325
<b>Nbr of Times Used</b>	
Master Appl	0
Extinguisher	4
Foam	0
Oxygen	220
AED	14
Generator	4
Port Pump	3
FirstAid Bag	1350
CO2 Meter	5
Misc Tools	578
<b>Nbr of Feet Used</b>	
Ldr Extension	52
Ldr Roof	50
Ldr Folding	24
<b>Box Type</b>	
Fire	64
False	322
Other	295

# PROVIDENCE FIRE DEPARTMENT ANNUAL REPORT

ANNUAL TOTALS	
Service Time Minutes	Runs
24934	1431

## Reporting Engine Company

Engine 11

## Annual Report for 2011

	Minutes	Runs
<b>FIRE</b>	3863	125
Structure	3271	87
Vehicle	228	8
Other	364	30
<b>EMS</b>	13825	602
Cardiac	1988	67
Medical Aid	10786	472
Other	1051	63
<b>HAZMAT</b>	127	6
Spill/Leak	34	2
Other	93	4
<b>NON-FIRE</b>	3587	230
Lockout/In	151	9
Water Emer	445	9
Accidental	1385	116
Defective	859	53
Other	747	43
<b>GOOD INTENT</b>	573	43
Smoke Scare	280	23
Other	293	20
<b>FALSE</b>	2691	106
Malicious	2600	97
Other	91	9
<b>RELOCATION</b>	182	2

## EQUIPMENT USED

Pump Minutes	751
<b>Nbr of Feet Used</b>	
Hose 3"	2600
Hose 2.5"	200
Hose 1.75"	6800
Hose .75"	3350
<b>Nbr Used</b>	
Scba	245
<b>Nbr of Times Used</b>	
Master Appl	1
Extinguisher	8
Foam	1
Oxygen	243
AED	110
Generator	1
Port Pump	3
FirstAid Bag	535
CO2 Meter	2
Misc Tools	195
<b>Nbr of Feet Used</b>	
Ldr Extension	20
Ldr Roof	16
Ldr Folding	0
<b>Box Type</b>	
Fire	67
False	102
Other	269

# PROVIDENCE FIRE DEPARTMENT ANNUAL REPORT

ANNUAL TOTALS	
Service Time Minutes	Runs
38349	2097

Reporting Engine Company

Engine 12

Annual Report for 2011

## EQUIPMENT USED

	Minutes	Runs
<b>FIRE</b>	2931	124
Structure	1337	23
Vehicle	199	5
Other	1395	96
<b>EMS</b>	25009	1346
Cardiac	4438	193
Medical Aid	17665	967
Other	2906	186
<b>HAZMAT</b>	261	7
Spill/Leak	246	6
Other	15	1
<b>NON FIRE</b>	7463	325
Lockout/In	133	10
Water Emer	1183	27
Accidental	1600	141
Defective	3469	95
Other	1078	52
<b>GOOD INTENT</b>	863	74
Smoke Scare	177	17
Other	686	57
<b>FALSE</b>	1241	171
Malicious	948	146
Other	293	25
<b>RELOCATION</b>	265	6

Pump Minutes	1714
<b>Nbr of Feet Used</b>	
Hose 3"	3350
Hose 2.5"	200
Hose 1.75"	5650
Hose .75"	8700
<b>Nbr Used</b>	
Scba	75
<b>Nbr of Times Used</b>	
Master Appl	0
Extinguisher	6
Foam	0
Oxygen	254
AED	6
Generator	1
Port Pump	4
First Aid Bag	1100
CO2 Meter	2
Misc Tools	678
<b>Nbr of Feet Used</b>	
Ldr Extension	28
Ldr Roof	58
Ldr Folding	0
<b>Box Type</b>	
Fire	21
False	179
Other	107

# PROVIDENCE FIRE DEPARTMENT ANNUAL REPORT

ANNUAL TOTALS	
Service Time Minutes	Runs
38349	2097

## Reporting Engine Company

Engine 12

## Annual Report for 2011

	Minutes	Runs
<b>FIRE</b>	2931	124
Structure	1337	23
Vehicle	199	5
Other	1395	96
<b>EMS</b>	25009	1346
Cardiac	4438	193
Medical Aid	17665	967
Other	2906	186
<b>HAZMAT</b>	261	7
Spill/Leak	246	6
Other	15	1
<b>NON-FIRE</b>	7463	325
Lockout/In	133	10
Water Emer	1183	27
Accidental	1600	141
Defective	3469	95
Other	1078	52
<b>GOOD INTENT</b>	863	74
Smoke Scare	177	17
Other	686	57
<b>FALSE</b>	1241	171
Malicious	948	146
Other	293	25
<b>RELOCATION</b>	265	6

## EQUIPMENT USED

Pump Minutes	1714
<b>Nbr of Feet Used</b>	
Hose 3"	3350
Hose 2.5"	200
Hose 1.75"	5650
Hose .75"	8700
<b>Nbr Used</b>	
Scba	75
<b>Nbr of Times Used</b>	
Master Appl	0
Extinguisher	6
Foam	0
Oxygen	254
AED	6
Generator	1
Port Pump	4
First Aid Bag	1100
CO2 Meter	2
Misc Tools	678
<b>Nbr of Feet Used</b>	
Ldr Extension	28
Ldr Roof	58
Ldr Folding	0
<b>Box Type</b>	
Fire	21
False	179
Other	107

# PROVIDENCE FIRE DEPARTMENT ANNUAL REPORT

ANNUAL TOTALS	
Service Time Minutes	Runs
20542	1140

## Reporting Engine Company

Engine 13

## Annual Report for 2011

### EQUIPMENT USED

	Minutes	Runs
<b>FIRE</b>	2990	68
Structure	1997	47
Vehicle	183	5
Other	810	16
<b>EMS</b>	12359	688
Cardiac	1321	53
Medical Aid	9225	525
Other	1813	110
<b>HAZMAT</b>	242	8
Spill/Leak	108	4
Other	134	4
<b>NON-FIRE</b>	3654	245
Lockout/In	181	9
Water Emer	272	11
Accidental	1243	107
Defective	668	52
Other	1290	66
<b>GOOD INTENT</b>	737	48
Smoke Scare	269	17
Other	468	31
<b>FALSE</b>	461	63
Malicious	347	49
Other	114	14
<b>RELOCATION</b>	0	0

Pump Minutes	843
<b>Nbr. of Feet Used</b>	
Hose 3"	3300
Hose 2.5"	0
Hose 1.75"	4100
Hose .75"	1300
<b>Nbr. Used</b>	
Scba	94
<b>Nbr. of Times Used</b>	
Master Appl	1
Extinguisher	2
Foam	0
Oxygen	156
AED	4
Generator	23
Port Pump	1
First Aid Bag	601
CO2 Meter	0
Misc Tools	386
<b>Nbr. of Feet Used</b>	
Ldr Extension	119
Ldr Roof	16
Ldr Folding	20
<b>Box Type</b>	
Fire	15
False	49
Other	135

# PROVIDENCE FIRE DEPARTMENT ANNUAL REPORT

ANNUAL TOTALS	
Service Time Minutes	Runs
28313	1699

Reporting Engine Company

Engine 14

Annual Report for 2011

	Minutes	Runs
<b>FIRE</b>	5897	199
Structure	3793	89
Vehicle	345	13
Other	1759	97
<b>EMS</b>	14258	815
Cardiac	656	26
Medical Aid	12749	728
Other	853	61
<b>HAZMAT</b>	241	8
Spill/Leak	214	6
Other	27	2
<b>NON-FIRE</b>	5075	361
Lockout/In	32	3
Water Emer	795	27
Accidental	1849	167
Defective	1257	80
Other	1142	84
<b>GOOD INTENT</b>	1130	93
Smoke Scare	578	50
Other	552	43
<b>FALSE</b>	1336	176
Malicious	1232	168
Other	104	8
<b>RELOCATION</b>	45	1

## EQUIPMENT USED

Pump Minutes	1280
<b>Nbr of Feet Used</b>	
Hose 3"	8600
Hose 2.5"	200
Hose 1.75"	11250
Hose .75"	2800
<b>Nbr Used</b>	
Scba	185
<b>Nbr of Times Used</b>	
Master Appl	1
Extinguisher	6
Foam	0
Oxygen	186
AED	2
Generator	0
Port Pump	1
FirstAid Bag	654
CO2 Meter	0
Misc Tools	457
<b>Nbr of Feet Used</b>	
Ldr Extension	0
Ldr Roof	0
Ldr Folding	28
<b>Box Type</b>	
Fire	39
False	218
Other	230

# PROVIDENCE FIRE DEPARTMENT ANNUAL REPORT

ANNUAL TOTALS	
Service Time Minutes	Runs
33284	1694

Reporting Engine Company

Engine 15

Annual Report for 2011

## EQUIPMENT USED

	Minutes	Runs
<b>FIRE</b>	2893	98
Structure	2057	39
Vehicle	163	6
Other	673	53
<b>EMS</b>	23074	1026
Cardiac	1997	82
Medical Aid	16690	819
Other	4387	125
<b>HAZWAT</b>	224	11
Spill/Leak	224	11
Other	0	0
<b>NON-FIRE</b>	3950	268
Lockout/In	229	21
Water Emer	554	15
Accidental	1261	106
Defective	978	72
Other	928	54
<b>GOOD INTENT</b>	975	62
Smoke Scare	468	30
Other	507	32
<b>FALSE</b>	1343	198
Malicious	1155	185
Other	188	13
<b>RELOCATION</b>	177	2

Pump Minutes	756
<b>Nbr of Feet Used</b>	
Hose 3"	3900
Hose 2.5"	150
Hose 1.75"	5150
Hose .75"	3380
<b>Nbr Used</b>	
Scba	91
<b>Nbr of Times Used</b>	
Master Appl	1
Extinguisher	4
Foam	0
Oxygen	137
AED	11
Generator	0
Port Pump	3
First Aid Bag	564
CO2 Meter	4
Misc Tools	297
<b>Nbr of Feet Used</b>	
Ldr Extension	24
Ldr Roof	16
Ldr Folding	0
<b>Box Type</b>	
Fire	13
False	183
Other	99



The following data is from January 1, 2011 through July 22, 2011  
(YTD)

Washington Street Fire Station

---

Special Hazards 1 = 992 Runs  
Engine Company 3 = 2,628 Runs  
Tower Ladder 1 = 1,148 Runs  
Rescue Company 4 = 3,242 Runs  
Division 1 = 1,193 Runs  
Total = 9,203 Runs

Branch Avenue Fire Station

Engine Company 2 = 1,580 Runs  
Ladder Company 7 = 600 Runs  
Rescue Company 3 = 3,094 Runs  
Battalion 3 = 1,159 Runs  
Total = 6,433 Runs

Rochambeau Avenue Fire Station

Engine Company 4 = 776 Runs  
Total = 776 Runs

Humboldt Avenue Fire Station

Engine Company 5 = 665 Runs  
Total = 665 Runs

Hartford Avenue Fire Station

Engine Company 6 = 1,365 Runs  
Rescue Company 2 = 2,902 Runs  
Total = 4,267 Runs

North Main Street Fire Station

Engine Company 7 = 1,731 Runs  
Ladder Company 4 = 1,048 Runs  
~~Rescue Company 5 = 2,884 Runs~~  
Air Supply 1 = 83 Runs  
Total = 5,746 Runs

---

Messer Street Fire Station

Engine Company 8 = 2,022 Runs  
Tower Ladder 2 = 852 Runs  
Battalion 2 = 20 Runs  
Total = 2,894 Runs

Brook Street Fire Station

Engine Company 9 = 1,301 Runs  
Ladder Company 8 = 660 Runs  
Total = 1,961 Runs

Broad Street Fire Station

Engine Company 10 = 1,707 Runs  
Ladder Company 5 = 708 Runs  
Total = 2,415 Runs

Reservoir Avenue Fire Station

Engine Company 11 = 1,166 Runs  
Total = 1,166 Runs

Admiral Street Fire Station

Engine Company 12 = 2,174 Runs  
Ladder Company 3 = 791 Runs  
Total = 2,965 Runs

---

Allen's Avenue Fire Station

Engine Company 13 = 1,181 Runs  
Rescue Company 1 = 3,089 Runs  
Total = 4,270 Runs

Atwell's Avenue Fire Station

Engine Company 14 = 1,810 Runs  
Ladder Company 6 = 857 Runs  
Rescue Company 6 = 3,085 Runs  
Total = 5,752 Runs

Mount Pleasant Avenue Station

Engine Company 15 = 1,728 Runs  
Total = 1,728 Runs

BC James Taylor  
Chief of Communications  
Providence Fire Department

The following data is from July 1, 2010 through June 30, 2011 (FY2011)

Washington Street Fire Station

Special Hazards 1 = 1,907 Runs  
Engine Company 3 = 4,652 Runs  
Tower Ladder 1 = 2,059 Runs  
Rescue Company 4 = 5,798 Runs  
Division 1 = 1,827 Runs  
Total = 16,243 Runs

Branch Avenue Fire Station

Engine Company 2 = 2,802 Runs  
Ladder Company 7 = 1,126 Runs  
Rescue Company 3 = 5,432 Runs  
Battalion 3 = 1,899 Runs  
Total = 11,259 Runs

Rochambeau Avenue Fire Station

Engine Company 4 = 1,412 Runs  
Total = 1,412 Runs

Humboldt Avenue Fire Station

Engine Company 5 = 1,173 Runs  
Total = 1,173 Runs

Hartford Avenue Fire Station

Engine Company 6 = 2,495 Runs  
Rescue Company 2 = 5,211 Runs  
Total = 7,706 Runs

North Main Street Fire Station

Engine Company 7 = 3,137 Runs  
Ladder Company 4 = 1,800 Runs  
Rescue Company 5 = 5,085 Runs  
Air Supply 1 = 138 Runs  
Total = 10,160 Runs

---

Messer Street Fire Station

Engine Company 8 = 3,789 Runs  
Tower Ladder 2 = 1,618 Runs  
Battalion 2 = 691 Runs  
Total = 6,098 Runs

Brook Street Fire Station

Engine Company 9 = 2,391 Runs  
Ladder Company 8 = 1,210 Runs  
Total = 3,601 Runs

Broad Street Fire Station

Engine Company 10 = 3,005 Runs  
Ladder Company 5 = 1,311 Runs  
Total = 4,316 Runs

Reservoir Avenue Fire Station

Engine Company 11 = 2,056 Runs  
Total = 2,056 Runs

Admiral Street Fire Station

Engine Company 12 = 3,927 Runs  
Ladder Company 3 = 1,450 Runs  
Total = 5,377 Runs

Allen's Avenue Fire Station

Engine Company 13 = 2,094 Runs

Rescue Company 1 = 5,457 Runs

Total = 7,551 Runs

---

Atwell's Avenue Fire Station

Engine Company 14 = 3,322 Runs

Ladder Company 6 = 1,566 Runs

Rescue Company 6 = 5,609 Runs

Total = 10,497 Runs

Mount Pleasant Avenue Station

Engine Company 15 = 3,100 Runs

Total = 3,100 Runs

BC James Taylor

Chief of Communications

Providence Fire Department