



CITY OF PROVIDENCE
EXECUTIVE CHAMBER
PROVIDENCE, R.I.

JOSEPH A. DOORLEY, JR.
MAYOR

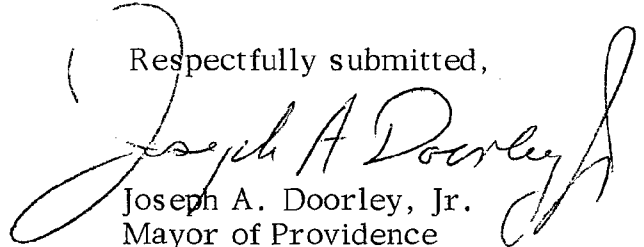
June 3, 1965

To the Honorable the City Council
of the City of Providence

Gentlemen:

In accordance with the provisions of Section 115 of Chapter 832, Public Laws of 1940, I have this day appointed Mr. John Raymond Flynn of Providence as a member of the Board of Park Commissioners of Providence for the ensuing term ending on the first Monday of May, 1968, and respectfully submit same to you for your approval.

Respectfully submitted,

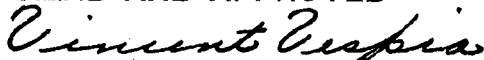

Joseph A. Doorley, Jr.
Mayor of Providence

JAD:JCA

IN CITY COUNCIL

JUN 3 1965

READ AND APPROVED


CLERK



CITY OF PROVIDENCE
EXECUTIVE CHAMBER
PROVIDENCE, R. I.

JOSEPH A. DOORLEY, JR.
MAYOR

June 3, 1965

To the Honorable the City Council
of the City of Providence

Gentlemen:

In accordance with the provisions of Section 91 of Chapter 544 of the Ordinances of the City of Providence, 1951, I have this day appointed Mr. Frank A. Del Sesto of Providence, as a member of the Zoning Board of Review for the ensuing term ending on the first Monday in June, 1970, and respectfully submit same to you for your approval.

Respectfully submitted,

A large, stylized handwritten signature of Joseph A. Doorley, Jr. in dark ink, written over the typed name and title.

Joseph A. Doorley, Jr.
Mayor of Providence

JAD:JCA

IN CITY COUNCIL

JUN 3 1965

READ AND APPROVED

A handwritten signature in dark ink, appearing to read "Vincent Vecchia", written over the typed name and title.

Vincent Vecchia
CLERK

State of Rhode Island and Providence Plantations

THE CITY OF



PROVIDENCE

I, FRANK A. DEL SESTO, do

*solemnly swear that I will support the Constitution of the United States
and of the State of Rhode Island and that I will faithfully discharge
the duties of the office of*

Member of the Zoning Board of Review

to the best of my ability.

Frank A. Del Sesto

I, Russell J. Boyle, Acting Mayor

do hereby certify that on the 3rd day of June, A.D. 1965,

I did administer unto FRANK A. DEL SESTO

duly appointed to the office of

Member of the Zoning Board of Review

the above subscribed oath.

Russell J. Boyle



CITY OF PROVIDENCE
EXECUTIVE CHAMBER
PROVIDENCE, R. I.

JOSEPH A. DOORLEY, JR.
MAYOR

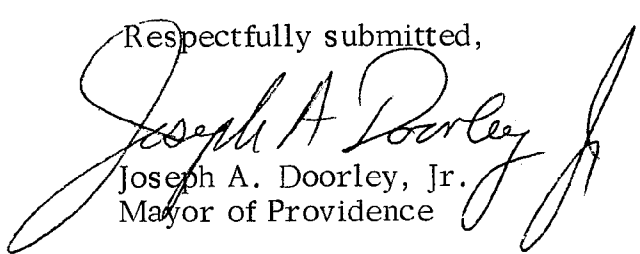
June 3, 1965

To the Honorable the City Council
of the City of Providence

Gentlemen:

In accordances with the provisions of Section 91 of Chapter 544 of the Ordinances of the City of Providence, 1951, I have this day appointed Mr. Frank A. Del Sesto, a member of the Zoning Board of Review, to serve as Chairman of said Board, and respectfully submit same to you for your approval.

Respectfully submitted,

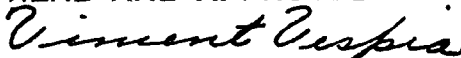

Joseph A. Doorley, Jr.
Mayor of Providence

JAD:JCA

IN CITY COUNCIL

JUN 3 1965

READ AND APPROVED


CLERK

PROVIDENCE POLICE DEPARTMENT

To: Colonel Howard A. Franklin - Chief of Police

From: Captain George E. Healy - Director of Traffic Bureau

Subject: Survey of School Crossings

Sir:

In accordance with your orders and the resolution from The City Council, I respectfully submit the following information concerning Crossing Guards:

1. The location of established crossing guard posts within the city.
2. The number of persons utilizing such posts.

	POST	A.M.	NUMBER CHILDREN CROSSING:	
			NOON	P.M.
1.	Camden Ave. & Chalkstone Ave.	227	222	232
2.	Broad St. & Oxford St.	145	262	167
3.	Hartford Ave. & Glenbridge Ave.	123	245	126
4.	Hawkins St. & Admiral St.	168	296	173
5.	Fruit Hill Ave & Woonasquattuck Ave.	127	289	144
6.	Blackstone St. & Prairie Avenue	303	37	294
7.	Granston St. & Hammond St.	65	45	51
8.	North Main St. & Olney St.	7	19	10
9.	Reservoir Ave. & Ardoene St.	58	121	102
10.	Douglas Ave. & Branch Ave.	112	278	117
11.	Messer St. & Wendell St.	151	254	147
12.	Ives St. & Preston St.	50	22	53
13.	Douglas Ave. & Chad Brown St.	196	13	167
14.	Wickenden St. & East St.	213	44	217
15.	Kossuth St. & Florence St.	244	48	266
16.	Sterling Ave. & Terrace Ave	78	131	125
17.	Sisson St. & Manton Ave.	81	269	102
18.	Smith St. & Candace Street	262	190	364
19.	Fruit Hill Ave. & Manton Ave.	45	67	112

HARRY GOLDSTEIN
COMMISSIONER



LEONARD W. REILLY
ADMINISTRATIVE
ASSISTANT

COMMISSIONER OF PUBLIC SAFETY
209 FOUNTAIN ST., PROVIDENCE, RHODE ISLAND 02903

June 2, 1965

To the Honorable the City Council of Providence
Gentlemen:

I have the honor to report to your Honorable Body concerning a resolution requesting the Commissioner of Public Safety to report to the City Council concerning the following:

1. the location of established crossing guard posts within the City
2. the number of persons utilizing such posts, and
3. recommendations for changes in established posts.

A survey was conducted by Captain George E. Healy, the Director of the Traffic Bureau, and the results of this survey and Captain Healy's recommendations are attached to this communication. Colonel Howard A. Franklin, Chief of Police, concurs with Captain Healy's recommendations. I also feel that these recommendations are worthwhile and I concur with the suggestions which are submitted for your consideration.

IN CITY COUNCIL
JUN 3 1965

READ:
WHEREUPON IT IS ORDERED THAT
THE SAME BE RECEIVED.

1r
Enc.

Vincent Vecchia
CLERK

Respectfully submitted,

Harry Goldstein
Commissioner of Public Safety

PROVIDENCE POLICE DEPARTMENT

To: Colonel Howard A. Franklin - Chief of Police

From: Captain George E. Healy - Director of Traffic Bureau

Subject: Survey of School Crossings

Sir:

In accordance with your orders and the resolution from The City Council, I respectfully submit the following information concerning Crossing Guards:

1. The location of established crossing guard posts within the city.
2. The number of persons utilizing such posts.

NUMBER CHILDREN CROSSING:

<u>POST</u>	<u>A.M.</u>	<u>NOON</u>	<u>P.M.</u>
1. Camden Ave. & Chalkstone Ave.	227	222	232
2. Broad St. & Oxford St.	145	262	167
3. Hartford Ave. & Glenbridge Ave.	123	245	126
4. Hawkins St. & Admiral St.	168	296	173
5. Fruit Hill Ave & Woonasquatucket Ave.	127	289	144
6. Blackstone St. & Prairie Avenue	303	37	294
7. Cranston St. & Hammond St.	65	45	51
8. North Main St. & Olney St.	7	19	10
9. Reservoir Ave. & Ardoene St.	58	121	102
10. Douglas Ave. & Branch Ave.	112	278	117
11. Messer St. & Wendell St.	151	254	147
12. Ives St. & Preston St.	50	22	53
13. Douglas Ave. & Chad Brown St.	196	13	167
14. Wickenden St. & East St.	213	44	217
15. Kossuth St. & Florence St.	244	48	266
16. Sterling Ave. & Terrace Ave	78	131	125
17. Sisson St. & Manton Ave.	81	269	102
18. Smith St. & Candace Street	262	190	364
19. Fruit Hill Ave. & Manton Ave.	45	67	112

NUMBER CHILDREN CROSSING

	<u>POST</u>	<u>A.M.</u>	<u>NOON</u>	<u>P.M.</u>
20.	Smith St. & Duke St	109	134	106
21.	Messer St.& Willow St.	198	114	207
22.	Camp St. & Cypress St.	151	304	162
23.	Parnell St. & Atwells Ave.	59	2	81
24.	Academy Ave.& Cambridge St.	146	183	137
25.	Prairie Ave. & Somerset St.	28	30	61
26.	Hartford Ave.& Laurel Hill Ave.	77	53	78
27.	Hope St. & John Street	96	206	138
28.	Point St. & Beacon Avenue	6	18	16
29.	Regent Ave. & Harold St.	192	405	185
30.	Dexter St. & Cranston St.	104	97	132
31.	Smith St. & Common St.	64	63	128
32.	Broadway & America Street	138	128	176
33.	Academy Ave. Regent Avenue	204	454	260
34.	Atwells Ave. & Mongenais St.	105	2	96
35.	Charles St. & Branch Avenue	270	137	242
36.	Potters Ave. & Dexter Street	521	12	484
37.	Chalkstone Ave. & Mt.Pleasant Ave.	104	96	109
38.	Sackett St. & Hamilton St.	193	409	212
39.	Elmgrove Ave. & Laurel Avenue	79	193	102
40.	Douglas Ave. & Veazie St.	512	1038	518
41.	North Main St. & Eighth St.	25	2	25
42.	Mt. Pleasant Ave. & Old Road	74	106	87
43.	Ocean St. & Oxford St.	409	74	376
44.	Pocasset Ave. & Laurel Hill Ave.	49	61	71
45.	Ridge St. & Swiss St.	371	202	368
46.	Cranston St. & Potters Ave.	23	2	21

	POST	NUMBER CHILDREN CROSSING		
		A.M.	NOON	P.M.
47.	Eddy St. & California Ave.	256	497	284
48.	Cranston St. & Waverly St.	74	144	71
49.	Atwells Ave. & America St.	51	89	74
50.	Oakland Ave. & Chad Brown St.	56	13	63
51.	Wickenden St. & Governor St.	227	150	218
52.	Smith St. & Elmhurst Avenue	20	110	51
53.	Westminster St. & Barton St.	335	65	208
54.	Summit Ave. & Fifth Street	216	441	228
55.	Broadway & Barton Street.	57	2	68
56.	Smith St. & Nelson	48	168	108
57.	Elmwood Ave. & Princeton Ave.	156	17	149
58.	North Main St. & Doyle Ave.	11	23	8
59.	Charles St. & Paul St.	42	156	146
60.	North Main St. & Third St.	13	31	16
61.	Thurbers Ave. & Ocean St.	309	45	264
62.	Atwells Ave. & Putnam St.	40	32	36
63.	Laurel Hill Ave. & Plainfield St.	161	290	172
64.	Eaton St. & Nelson St.	284	562	279
65.	Narragansett Blvd. & Vermont Ave.	16	47	38
66.	Admiral St. & Berkshire St.	104	255	128
67.	Branch Ave. & Hawkins St.	29	11	68
68.	Union Ave. & Althea St.	64	92	67
69.	DePasquale Ave. & Europe St.	104	226	131
70.	Federal St. & Dean St.	48	91	54
71.	Broad St. & Farragut Avenue	123	258	105
72.	Hope St. & Fourth Street	71	166	93
73.	Smith St. & Chalkstone Ave.	131	21	162
74.	Public St. & Plain St.	185	306	202

	<u>POST</u>	<u>NUMBER CHILDREN CROSSING</u>		
		<u>A.M.</u>	<u>NOON</u>	<u>P.M.</u>
75.	Plainfield St. & Ralph St.	197	409	168
76.	Broad St. & Sackett St.	142	254	156
77.	Regent Avenue & River Ave.	115	302	129
78.	Smith St. & Old Road	100	151	(0) Children go from School to Church
79.	Chalkstone Ave. & River Ave.	54	118	58
80.	Windmill St. & Ledge St.	101	258	132
81.	Prairie Ave. & Oxford St.	101	153	86
82.	St. Edwards School	182	433	233
83.	Webster Ave. & Sterling Ave.	162	244	155
84.	Pocasset Ave. & Hillhurst Ave.	27	27	55
85.	Lenox Ave. & Broad St.	28	14	25
86.	Cranston St. & Superior St.	62	130	42
87.	Reservoir Ave. & Roger Williams	17	24	23
88.	Bucklin St. & Carter St.	22	5	25
89.	Cranston St. & Knight St.	22	4	23
90.	Westminster St. & Knight St.	21	5	20

3. Recommendations for Changes in Established Posts.

As a result of the above survey, I feel in my recommendations that I must take two things into consideration.

- a. Duty of The City to Provide for the safety of the children.
- b. The financial burden on the City which is constantly mushrooming in view of additional crossing guards being added. I feel that additional crossing guards must be viewed in the same vein as additional officers. It would be desirable to have a police officer on every block and a crossing guard at every intersection while school children cross, but the cost to the City is prohibitive and financially impossible for the city to maintain.

We now have 94 crossing guards and I feel that this number is enough to care for all the crossings in the City where a Crossing Guard is needed, and still provide for some spare women to fill in when the others take sick leave which usually is on days when the weather is cold or rainy.

Over the period of 15 years since The City started with 25 crossing guards the pattern of the City has changed, and many corners which formerly had a large number of children crossing, now have very few children crossing.

It would be impractical and unfair to judge the present need for a crossing on the number of children using a given crossing, but I feel that by setting a numerical criteria of 100 children at a crossing where traffic is more than moderately heavy, a fair judgment can be made. At the same time, I feel that an unfair burden can be placed on the City by providing Crossing Guards for every intersection crossed by a group of children going from their home to school, as many times the same number of children leave school and cross five or six intersections. Yet I believe that many people including certain School Principals, teachers, parents, and P.T.A. Groups look upon the placement of a crossing guard near their school as a status symbol and want a crossing guard regardless of the need or cost. I further feel that parents owe their children some duty to see that they get to their destination safely, and it is not the duty of the City to provide portal to portal services for all children.

I respectfully call your attention to the following crossings:

CRANSTON STREET AND HAMMOND STREET - Average 60 children.

Although Cranston Street has fairly heavy traffic, I think that children could cross at the traffic light at Cranston St. and Bridgman Street.

IVES STREET AND PRESTON STREET - Average 50 children

Not required for this number of children. Not on main thoroughfare.

NORTH MAIN ST. AND OLNEY STREET - Average 9 children

Impractical - if needed here, need would extend to every intersection in the City.

STERLING AVE AND TERRACE AVE. - Average 100 children.

Not on main thoroughfare and traffic does not require this. Could be handled by school-boy traffic.

POINT STREET AND BEACON AVE. - Average 11 children.

Absolutely no need. Might find another location in area, should be moved to Beacon Ave. and Frank Street.

SACKETT ST. AND HAMILTON ST. - Average 200 children at Hamilton St. and 150 children at Sackett St.

Traffic does not require this and could be moved to Prairie Ave. and Early Street.

OAKLAND AVENUE AND CHAD BROWN ST. - Average 60 children.

Not needed.

BROADWAY AND BARTON STREET - Average 62 children.

Traffic Light here could handle this small number of children.

NORTH MAIN STREET AND DOYLE AVE. - Average 15 children.

No need. - Should be moved to Camp Street & Doyle Avenue

BRANCH AVENUE AND HAWKINS ST. - Average 48 children

Could cross at Branch Ave. and Charles St. about 100 yards away with Crossing Guard.

(Continued)

UNION AVENUE AND ALTHEA STREET - Average 65 children
Not a main thoroughfare and not needed.

POCASSET AVE AND HILLHURST STREET - Average 41 children
Corner does not warrant a crossing guard.

LENOX AVENUE AND BROAD STREET - Average 31 children
Traffic light here, and crossing guard not warranted.

CRANSTON STREET AND SUPERIOR STREET - Average 62 children
Numerically unsound

RESERVOIR AVENUE AND ROGER WILLIAMS AVE - Average 21 children
Controlled by Traffic Light - Impractical to cover this corner.

BUCKLIN STREET AND CARTER STREET - Average 20 children
For small number of children - this is impractical.

CRANSTON STREET AND KNIGHT STREET - Less than 25 children

WESTMINSTER STREET AND KNIGHT STREET - Less than 25 children
The above two locations are cases of portal to portal coverage for less than 25 children from Coddington Court to School, and could be eliminated.

It these corners were eliminated and three assignments made as recommended, we would have 19 spare crossing guards to cover spots where women are absent, or to cover several crossings now covered by Day Patrolmen.

After several surveys it is apparent that if a need ever did exist at some of these intersections for a crossing guard or police officer, the changing pattern of The City has done away with this need.

Further the Crossing Guards have grown so large numerically that it has become a full time job for one clerk to handle the administrative work for them, and further the system of inspections on post and checking on working hours by patrolmen is inadequate, and I believe that weaknesses exist that cannot and will not be turned in by patrolmen checking these women.

We also have an additional problem which has increased as the number of crossing guards increased. Each time a woman takes a day off for any reason, her post must be covered by a man, and the present day-man power situation is such that taking a man from any post is a strain, and unfair to the citizens in general.

In conclusion I feel I must call your attention to the precarious position of a person who recommends doing away with coverage at any crossing, particularly if after a crossing is dropped an accident should occur.

Respectfully submitted



GEORGE E. HEALY, CAPTAIN
Director of Traffic Bureau

FILED

JUN 3 2 53 PM '65

DEPT. OF CITY CLERK
PROVIDENCE, R.I.

10
11

Louis T. Cote'City Tax Assessor

City Hall
Providence 3, Rhode Island

April 7, 1965

To the Honorable City Council of the City of Providence:

Pursuant to the provisions of Sections 41 and 42 of Chapter 32 of the General Laws of the State of Rhode Island, Revision of 1938, the undersigned, City Assessor of the City of Providence, hereby requests your Honorable Body to cancel the following tax assessments or such part thereof as may be requested, as hereinafter set forth.

The City Tax List certified to the City Collector of the City of Providence on June 15, A. D. 19 61, contains the following assessment:

1961		total tax
12 254 600		
Mary A. Little		
28 Emmett St.	280. M.V.	\$ 10.92

The city tax should read and the assessment should stand as follows: two different people - coded incorrectly.

12 254 600		total tax
Mary A. Little		
21 Reynolds Ave.	140. M.V.	\$ 5.46

decrease	140. M.V.	\$ 5.46
----------	-----------	---------

forward

Louis T. Cote'City Tax Assessor

City Hall
Providence 3, Rhode Island

April 8, 1965

To the Honorable City Council of the City of Providence:

Pursuant to the provisions of Sections 41 and 42 of Chapter 32 of the General Laws of the State of Rhode Island, Revision of 1938, the undersigned, City Assessor of the City of Providence, hereby requests your Honorable Body to cancel the following tax assessments or such part thereof as may be requested, as hereinafter set forth.

The City Tax List certified to the City Collector of the City of Providence on June 15, A. D. 19 63 , contains the following assessment:

1963	total tax
13 823 410	
Charles E. Murphy	
86 Baxter St.	
1,860. M.V.	\$ 72.54
	ExCr 39.00
	<u>33.54</u>

The city tax should read and the assessment should stand as follows: Assessed wrong year.

13 823 410	total tax
Charles E. Murphy	
86 Baxter St.	
1,160. M.V.	\$ 45.24
	39.00
	<u>6.24</u>

decrease	700. M.V.	\$ 27.30
----------	-----------	----------

forward

Louis T. Cote'City Tax Assessor

**City Hall
Providence 3, Rhode Island**

April 13, 1965

To the Honorable City Council of the City of Providence:

Pursuant to the provisions of Sections 41 and 42 of Chapter 32 of the General Laws of the State of Rhode Island, Revision of 1938, the undersigned, City Assessor of the City of Providence, hereby requests your Honorable Body to cancel the following tax assessments or such part thereof as may be requested, as hereinafter set forth.

The City Tax List certified to the City Collector of the City of Providence on June 15, A. D. 19 ⁶¹, contains the following assessment:
62, 63

			total tax
1961			
03 405 924			
Pedro Clesas	3,000. tangible		\$ 130.26
13 Jillson St.	340. M.V.	EXCr	<u>39.00</u>
			91.26
1962			
03 405 924	3,000. tangible		
Same	140. M.V.	ExCr	122.46
			<u>39.00</u>
			83.46
1963			
03 405 924	3,000. tangible		
Same	180. M.V.	ExCr	124.02
			<u>39.00</u>
			85.02
The city tax should read and the assessment should stand as follows: Business assessed to wrong person.			
1961			
03 405 924			
Pedro Clesas	340. M.V.		13.26
13 Jillson St.		ExCr	<u>13.26</u>
			0
1962			
03 405 924	140. M.V.		5.46
Same		ExCr	<u>5.46</u>
			0
1963			
03 405 924	180. M.V.		7.02
Same			<u>7.02</u>
			0

decrease 1961	2,340. tangible	\$ 91.26
" 1962	2,140. "	83.46
" 1963	2,180. "	85.02

forward

Louis T. Cote'City Tax Assessor

City Hall
Providence 3, Rhode Island

April 28, 1965

To the Honorable City Council of the City of Providence:

Pursuant to the provisions of Sections 41 and 42 of Chapter 32 of the General Laws of the State of Rhode Island, Revision of 1938, the undersigned, City Assessor of the City of Providence, hereby requests your Honorable Body to cancel the following tax assessments or such part thereof as may be requested, as hereinafter set forth.

The City Tax List certified to the City Collector of the City of Providence on June 15, A. D. 19 64 , contains the following assessment:

		total tax
1964		
07 241 394		
Gold Bond Stamp Co. of R. I.		
230 Weybosset St.	24,200. tangible	\$ 943.80

The city tax should read and the assessment should stand as follows:
Inventory overassessed.

		total tax
07 241 394		
Gold Bond Stamp Co. of R. I.		
12715B State Highway 55		
Minneapolis, Minn.	19,400. tangible	\$ 756.60

decrease	4,800. tangible	\$ 187.20
----------	-----------------	-----------

forward

IN CITY COUNCIL

MAY 11 - 1965

REFERRED TO COMMITTEE ON
FINANCIAL AFFAIRS

Wm. J. ...

Recommended by:

Tangible Property Aide

Approved by:

James T. Cote
City Assessor

IN CITY COUNCIL

JUN 3 1965

APPROVED:

Vincent Vespia
CLERK

RECEIVED
JUN 11 1965
CITY CLERK

**IN CITY
COUNCIL**

MAY 6 - 1965

**FIRST READING
REFERRED TO COMMITTEE ON
CLAIMS AND PENDING SUITS**

Vincent Ursia

**THE COMMITTEE ON
CLAIMS AND PENDING SUITS**

MAY 26 1965

Recommends

approved

William H. Matthews

..... First Deputy City Clerk
Clerk

DEPT. OF CITY CLERK
PROVIDENCE, R.I.

APR 30 2 33 PM '65

FILED

Louis T. CoteCity Tax Assessor

**City Hall
Providence 3, Rhode Island**

April 8, 1965

To the Honorable City Council of the City of Providence:

Pursuant to the provisions of Sections 41 and 42 of Chapter 32 of the General Laws of the State of Rhode Island, Revision of 1938, the undersigned, City Assessor of the City of Providence, hereby requests your Honorable Body to cancel the following tax assessments or such part thereof as may be requested, as hereinafter set forth.

The City Tax List certified to the City Collector of the City of Providence on June 15, A. D. 19 60, contains the following assessment:

61, 62, 63, 64

	<u>Total tax</u>	<u>Corrected Total tax</u>	<u>decrease</u>
1960			
13 355 805 Edward J. McCormick 101 Cathedral Ave. 760. M.V. Servicemens' Act.	29.64	0	29.64
1961			
01 135 955 Andrew S. Anderson 39 California Ave. 1,800. M.V. Pd in Warwick.	70.20	0	70.20
01 140 440 Edith L. Anderson 39 California Ave. 140. M.V. Pd in Warwick.	5.46	0	5.46
1962			
13 786 095 Edward T. Mourine 8 Andem St. 740. M.V. Auto sold prior 12/31/63.	28.86	0	28.86
1963			
02 073 465 Raymond Baribeault 190 Lockwood St. 140. M.V. Taxed in Johnston.	5.46	0	5.46
04 310 883 Angelo DiCristofaro 41 America St. 140. M.V. duplicate 04 137 018	5.46	0	5.46

forward

	34-Y <u>Total tax</u>	<u>Corrected total tax</u>	<u>decrease</u>
1963			
04 432 405 Haik Donikian 70 Jefferson St. 800. M.V. Taxed in Pawtucket.	31.20	0	31.20
05 093 740 Lucille Evans 98 Knight St. 280. M.V. Auto junked.	10.92	0	10.92
06 315 420 Frederic A. Fuller 159 Reynolds Ave. 140. M.V. Pd in Wakefield.	5.46	0	5.46
12 035 730 George J. Lamoureux 156 Ford St. 240. M.V. Servicemens' Act.	9.36	0	9.36
19594 510 Joseph E. Sullivan 282 Dudley St. 140. M.V. taxed in East Prov.	5.46	0	5.46
16 141 201 Larry L. Pease 202 New York Ave. 280. M.V. Servicemens' Act.	10.92	0	10.92
1964			
16 141 201 Larry L. Pease 198 New York Ave. 1,100. M.V. Servicemens' Act.	42.90	0	42.90
02 029 530 Alfred P. Baker 54 Preston St. 180. M.V. Pd in E. Prov.	7.02	0	7.02
04 025 205 Ann L. Daly 111 Beaufort St. 140. M.V. Auto junked.	5.46	0	5.46

forward

IN CITY COUNCIL

MAY 6 - 1965

FIRST READING
REFERRED TO COMMITTEE ON
CLAIMS AND PENDING SUITS

Vincent Vespia CLERK

FILED

APR 30 2 33 PM '65

DEPT. OF CITY CLERK
PROVIDENCE, R.I.

THE COMMITTEE ON

CLAIMS AND PENDING SUITS

Recommends MAY 26 1965

William A. Matthews

First Deputy City Clerk.....
Clerk

approved

Louis T. CoteCity Tax Assessor

City Hall
Providence 3, Rhode Island

To the Honorable City Council of the City of Providence:

April 12, 1965

Pursuant to the provisions of Sections 41 and 42 of Chapter 32 of the General Laws of the State of Rhode Island, Revision of 1938, the undersigned, City Assessor of the City of Providence, hereby requests your Honorable Body to cancel the following tax assessments or such part thereof as may be requested, as hereinafter set forth.

The City Tax List certified to the City Collector of the City of Providence on June 15, A. D. 1963, contains the following assessment:
1964

The following accounts are entitled to exemption credit, as Veteran's record is on file in this office.

<u>TAX OF 1964</u>	<u>TOTAL TAX</u>	<u>CORRECTED TOTAL TAX</u>	<u>AMOUNT OF CORRECTION DECREASE</u>
02 232 902 Jacob Bernstein 14 Creston Way			
Valuation 580 M.V.			
Amt. Dec. 580 M.V.	22.62	0	22.62

(Veteran filed, May 9, 1946. Due to a change in coding he did not receive his exemption.)

TAX OF 1964

05 050 719
Joseph J. Elowitz
45 Forest Street

Valuation 140 M.V.			
Amt. Dec. 140 M.V.	5.46	0	5.46

(Veteran filed in Pawtucket, R.I. - June 28, 1936.)

-forward-

<u>TAX OF 1964</u>	<u>TOTAL TAX</u>	<u>CORRECTED TOTAL TAX</u>	<u>AMOUNT OF CORRECTION DECREASE</u>
11 038 021 Milton Kaufman and wife Pearl and Harry Davis and wife Sarah 161 Lancaster Street			
Valuation 14,380 Real Est. Amt. Dec. 740 Real Est.	560.82	531.96	28.86

(Veteran, Milton Kaufman - Received 260 Exemption on 11 037 980.)

TAX OF 1963

05 050 719 Joseph J. Elowitz 45 Forest Street			
Valuation 220 M.V. Amt. Dec. 220 M.V.	8.58	0	8.58

(Veteran filed in Pawtucket, R.I. - June 28, 1936.)

IN CITY COUNCIL

JUN 3 1965

APPROVED:

Vincent Vespia
CLERK

Louis T. Cote
LOUIS T. COTE,
CITY ASSESSOR.

YTID M
JIDNUOO

2001 - 0 YAN

Tax of 1964 Tang.P.P. (Valuation Decrease)

720 Tax \$ 28.08

" " " Real Est. " "

740 " " 28.86

Total Amount of Decrease

Tax \$ 56.94

Tax of 1963 Tang.P.P. (Valuation Decrease)

220 Tax \$ 8.58

IN CITY COUNCIL

MAY 6 - 1965

FIRST READING
REFERRED TO COMMITTEE ON
CLAIMS AND PENDING SUITS

Vincent Varpia CLERK

THE COMMITTEE ON

...CLAIMS AND PENDING SUITS

Recommends

MAY 26 1965

William V. Matthews

First Deputy City Clerk

approved

Louis T. Cote'City Tax Assessor

**City Hall
Providence 3, Rhode Island**

April 15, 1965

To the Honorable City Council of the City of Providence:

Pursuant to the provisions of Sections 41 and 42 of Chapter 32 of the General Laws of the State of Rhode Island, Revision of 1938, the undersigned, City Assessor of the City of Providence, hereby requests your Honorable Body to cancel the following tax assessments or such part thereof as may be requested, as hereinafter set forth.

The City Tax List certified to the City Collector of the City of Providence on June 15, A. D. 19 ⁶¹, contains the following assessment:
62, 63, 64

1961			total tax
16 374 200			
The Prata Undertaking Co.			
1488 Westminster St.	96,360. real estate		
	18,300. M.V.		
	6,000. tangible	\$ 4,705.74	
1962			
16 374 200			
Same	96,360. real estate		
	13,440. M.V.		
	6,000. tangible	4,516.20	
1963			
16 374 200			
Same	96,360. real estate		
	17,720. M.V.		
	6,000. tangible	4,683.12 <i>LTC</i>	
		4,072.55	
1964			
16 374 200			
Same	96,360. real estate		
	22,400. M.V.		
	7,000. tangible	4,904.64	

The city tax should read and the assessment should stand as follows: Plat 35, lot 135, Building 66,900. - should be 51,270. - two buildings taxed twice on same lot. 1488 Westminster St.

1961			total tax
16 374 200			
The Prata Undertaking Co.			
1488 Westminster St.	80,730. real estate		
	18,300. M.V.		
	6,000. tangible	\$ 4,096.17	

forward

1962

16 374 200

The Prata Undertaking Co.

1488 Westminster St.

total tax

80,730. real estate

13,440. M.V.

6,000. tangible

3906.63 *L.T.C.*~~\$ 3,906.73~~

1963

16 374 200

Same

80,730. real estate

17,720. M.V.

6,000. tangible

4,073.55

1964

16 374 200

Same

80,730. real estate

22,400. M.V.

7,000. tangible

4,295.07

decrease 1961

" 1962

" 1963

" 1964

15,630. real estate

15,630. " "

15,630. " "

15,630. " "

\$ 609.57

609.57

609.57

609.57

forward

Louis T. Cote'City Tax Assessor

City Hall
Providence 3, Rhode Island

To the Honorable City Council of the City of Providence:

Pursuant to the provisions of Sections 41 and 42 of Chapter 32 of the General Laws of the State of Rhode Island, Revision of 1938, the undersigned, City Assessor of the City of Providence, hereby requests your Honorable Body to cancel the following tax assessments or such part thereof as may be requested, as hereinafter set forth.

The City Tax List certified to the City Collector of the City of Providence on June 15, A. D. 1963, contains the following assessment:
1964

The following accounts are entitled to exemption credit, as Veteran's record is on file in this office.

<u>TAX OF 1963</u>	<u>TOTAL TAX</u>	<u>CORRECTED TOTAL TAX</u>	<u>AMOUNT OF CORRECTION DECREASE</u>
12 379 902 Mary M. Lyons and William J. P. Tiernan 107 Lynch Street			
Valuation 9360 Real Est.			
Amt. Dec. 1000 Real Est.	365.04	326.04	39.00

TAX OF 1964

12 379 902
Mary M. Lyons and
William J. P. Tiernan
107 Lynch Street

Valuation 9360 Real Est.			
Amt. Dec. 1000 Real Est.	365.04	326.04	39.00

(Veteran, William J. P. Tiernan filed for his exemption - April 25, 1946)

<u>Tax of 1963</u>			
Amount Decrease	1,000 Real Estate	Tax \$	39.00
<u>Tax of 1964</u>			
Amount Decrease	1,000 Real Estate	Tax \$	39.00

-forward-

YTID W
ADMUOO

6001 - 8 YAM

RECOMMENDATION
TO COMMITTEE

Recommended by:

Tangible Property Aide

Approved by:

IN CITY COUNCIL
JUN 3 1965

APPROVED:

Vincent Vespia
CLERK

Louis T. Cote
City Assessor

RECORDED
INDEXED

IN CITY COUNCIL

MAY 6 - 1965

FIRST READING
REFERRED TO COMMITTEE ON
CLAIMS AND PENDING SUITS

Vincent Vorpia CLERK

FILED

APR 30 2 34 PM '65

DEPT. OF CITY CLERK
PROVIDENCE, R.I.

RECORDED & INDEXED

APR 30 1965

CLERK

THE COMMITTEE ON

CLAIMS AND PENDING SUITS

Recommends MAY 26 1965

William J. Matthews

approved

First Deputy City Clerk

Louis T. Cote'City Tax Assessor

City Hall
Providence 3, Rhode Island

To the Honorable City Council of the City of Providence:

April 30, 1965

Pursuant to the provisions of Sections 41 and 42 of Chapter 32 of the General Laws of the State of Rhode Island, Revision of 1938, the undersigned, City Assessor of the City of Providence, hereby requests your Honorable Body to cancel the following tax assessments or such part thereof as may be requested, as hereinafter set forth.

The City Tax List certified to the City Collector of the City of Providence on June 15, A. D. 19 ~~61~~, contains the following assessment:
1964

The following accounts are entitled
to exemption credit, as Veteran's
record is on file in this office.

<u>TAX OF 1961</u>	<u>TOTAL TAX</u>	<u>CORRECTED TOTAL TAX</u>	<u>AMOUNT OF CORRECTION DECREASE</u>
--------------------	----------------------	--------------------------------	--

03 554 200
Antonio Conti
63 Spruce Street

Valuation	500 Tang.P.P.		
Amt. Dec.	500 Tang.P.P.	19.50	0
			19.50

(Veteran filed - July 6, 1934)

TAX OF 1964

06 229 600
Aurele J. Forest
115 Parade Street
Now--85 Parade Street

Valuation	2800 Int.P.P.		
Amt. Dec.	2800 Int.P.P.	11.20	0
			11.20

(Blind)

IN CITY COUNCIL
JUN 3 1965

Louis T. Cote',
City Assessor.

APPROVED:

Vincent C. Cote

CLERK

-forward-

YTID MI
JIDNUOO

Tax of 1961 Tang.P.P. (Valuation Decrease)
" " 1964 Int. P.P. " "

500 Tax \$ 19.50
2800 " 11.20

RECEIVED
JAN 11 1965

IN CITY COUNCIL

MAY 6 - 1965

FIRST READING
REFERRED TO COMMITTEE ON
CLAIMS AND PENDING SUITS

Vincent Vespia Clerk

FILED
APR 30 2 34 PM '65
DEPT. OF CITY CLERK
PROVIDENCE, R.I.

THE COMMITTEE ON

CLAIMS AND PENDING SUITS

Recommends MAY 26 1965

approved

William J. Matthews

First Deputy City Clerk

Louis T. CoteCity Tax Assessor

City Hall

Providence 3, Rhode Island

IN CITY COUNCIL
MAY 10, 1965
RECEIVED

To the Honorable City Council of the City of Providence:

Pursuant to the provisions of Sections 41 and 42 of Chapter 32 of the General Laws of the State of Rhode Island, Revision of 1938, the undersigned, City Assessor of the City of Providence, hereby requests your Honorable Body to cancel the following tax assessments or such part thereof as may be requested, as hereinafter set forth.

The City Tax List certified to the City Collector of the City of Providence on June 15, A. D. 19 60, contains the following assessment: **The following account is entitled to exemption credit, as Veteran's record is on file in this office.**

<u>TAX OF 1960</u>	<u>TOTAL TAX</u>	<u>CORRECTED TOTAL TAX</u>	<u>AMOUNT OF CORRECTION DECREASE</u>
13 839 510 William A. Murphy 27 Greenwood Street			
Valuation 1500 Tang.P.P.			
Amt. Dec. 1000 Tang.P.P.	58.50	19.50	39.00

(Veteran filed October 9, 1947. Due to a change in coding he did not receive his exemption.)

Amount of Decrease	1,000 Tang.P.P.	\$ 39.00 Tax
--------------------	-----------------	--------------

IN CITY COUNCIL

JUN 3 1965

APPROVED:

Vincent Cespeia
CLERK

Louis T. Cote
LOUIS T. COTE,
CITY ASSESSOR.

IN CITY COUNCIL

MAY 20 1965

FIRST READING
REFERRED TO COMMITTEE ON
CLAIMS AND PENDING SUITS

William J. Matthews acting Clerk

MAY 17 11 36 AM
DEPT. OF CITY CLERK
PROVIDENCE, R.I.

THE COMMITTEE ON

CLAIMS AND PENDING SUITS

RECOMMENDS MAY 26 1965

William J. Matthews

First Deputy City Clerk

IN CITY COUNCIL

MAY 20 1965

APPROVED

1965

Louis T. CoteCity Tax Assessor

City Hall
Providence 3, Rhode Island

May 11, 1965

To the Honorable City Council of the City of Providence:

Pursuant to the provisions of Sections 41 and 42 of Chapter 32 of the General Laws of the State of Rhode Island, Revision of 1938, the undersigned, City Assessor of the City of Providence, hereby requests your Honorable Body to cancel the following tax assessments or such part thereof as may be requested, as hereinafter set forth.

The City Tax List certified to the City Collector of the City of Providence on June 15, A. D. 19 64, contains the following assessment:

1964		total tax
11 218 800		
S. S. Kresge Co.		
2727 Second Ave.		
Detroit, Mich.	445,170. real estate	
	75,000. tangible	\$ 20,286.63

The city tax should read and the assessment should stand as follows: Plat 20, lot 21, Land 345,110. - should be 310,110. -- in settlement of pending suit.

191-197 Westminster St.

11 218 800		total tax
S. S. Kresge Co.		
2727 Second Ave.		
Detroit, Mich.	410,170. real estate	
	75,000. tangible	\$ 18,921.63

decrease	35,000. real estate	\$ 1,365.00
----------	---------------------	-------------

forward

Louis T. Cote'City Tax Assessor

City Hall
Providence 3, Rhode Island

To the Honorable City Council of the City of Providence:

May 13, 1965

Pursuant to the provisions of Sections 41 and 42 of Chapter 32 of the General Laws of the State of Rhode Island, Revision of 1938, the undersigned, City Assessor of the City of Providence, hereby requests your Honorable Body to cancel the following tax assessments or such part thereof as may be requested, as hereinafter set forth.

The City Tax List certified to the City Collector of the City of Providence on June 15, A. D. 1964, contains the following assessment:

The following account is entitled to exemption credit, as Veteran's record is on file in this office.

<u>TAX OF 1964</u>	<u>TOTAL TAX</u>	<u>CORRECTED TOTAL TAX</u>	<u>AMOUNT OF CORRECTION DECREASE</u>
02 040 660 (Cert. 28-Y-1) Anthony J. Balasco and wife Florence 45 Park Avenue, Cranston, R.I. Should be--47 Samoset Avenue			
Valuation 10,300 Real Est. Amt. Dec. 640 Real Est.	401.70	376.74	24.96

(Veteran received 360 exemption on - 02 040 658.)

Amount Decrease	640 Real Estate	\$ 24.96 Tax
-----------------	-----------------	--------------

-forward-

YTID IN JIDNUOC COUNCIL

2681 05 YAM

CHICAGO 12816
FIRST READING
REFERRED TO COMMITTEE ON

.....
year

Recommended by:

Real Estate Assessment Aide

Approved by:

James T. Cote
City Assessor

IN CITY COUNCIL

JUN 3 1965

APPROVED:

Vernon Vespia
CLERK

IN CITY COUNCIL

MAY 20 1965

FIRST READING
REFERRED TO COMMITTEE ON
CLAIMS AND PENDING SUITS

William H. Matthews ACTING CLERK

THE COMMITTEE ON

CLAIMS AND PENDING SUITS

Recommends MAY 26 1965

approved

William H. Matthews

.....First Deputy City Clerk.....
Clerk

Louis T. CoteCity Tax Assessor

City Hall
Providence 3, Rhode Island

May 13, 1965

To the Honorable City Council of the City of Providence:

Pursuant to the provisions of Sections 41 and 42 of Chapter 32 of the General Laws of the State of Rhode Island, Revision of 1938, the undersigned, City Assessor of the City of Providence, hereby requests your Honorable Body to cancel the following tax assessments or such part thereof as may be requested, as hereinafter set forth.

The City Tax List certified to the City Collector of the City of Providence on June 15, A. D. 19 60, contains the following assessment:

1960		total tax
08 269 810		
Alicia M. Holmes		
383 Angell St.	2,600. M.V.	\$ 101.40

The city tax should read and the assessment should stand as follows: auto assessed for wrong year.

08 269 810		total tax
Alicia M. Holmes		
383 Angell St.	1,380. M.V.	\$ 53.82

decrease	1,220. M.V.	\$ 47.58
----------	-------------	----------

forward

Louis T. CoteCity Tax Assessor

City Hall
Providence 3, Rhode Island

May 13, 1965

To the Honorable City Council of the City of Providence:

Pursuant to the provisions of Sections 41 and 42 of Chapter 32 of the General Laws of the State of Rhode Island, Revision of 1938, the undersigned, City Assessor of the City of Providence, hereby requests your Honorable Body to cancel the following tax assessments or such part thereof as may be requested, as hereinafter set forth.

The City Tax List certified to the City Collector of the City of Providence on June 15, A. D. 19 64, contains the following assessment:

1964		total tax
01 255 857		
Atlas Glass Co.		
1206 Broad St.	2,740. M.V.	\$ 106.86

The city tax should read and the assessment should stand as follows: Did not own truck December 31, 1963.

01 255 857		total tax
Atlas Glass Co.		
1206 Broad St.	2,100. M.V.	\$ 81.90

decrease	640. M.V.	\$ 24.96
----------	-----------	----------

forward

Louis T. Cote'City Tax Assessor

City Hall
Providence 3, Rhode Island

May 13, 1965

To the Honorable City Council of the City of Providence:

Pursuant to the provisions of Sections 41 and 42 of Chapter 32 of the General Laws of the State of Rhode Island, Revision of 1938, the undersigned, City Assessor of the City of Providence, hereby requests your Honorable Body to cancel the following tax assessments or such part thereof as may be requested, as hereinafter set forth.

The City Tax List certified to the City Collector of the City of Providence on June 15, A. D. 19 64 , contains the following assessment:

1964		total tax
07 429 410		
Benson P. Guenther		
55 Charles Field St.	860. M.V.	\$ 33.54

The city tax should read and the assessment should stand as follows: auto overassessed.

07 429 410		total tax
Benson P. Guenther		
55 Charles Field St.	140. M.V.	\$ 5.46

decrease

720. M.V.

\$ 28.08

forward

Louis T. CoteCity Tax Assessor

City Hall
Providence 3, Rhode Island

May 13, 1965

To the Honorable City Council of the City of Providence:

Pursuant to the provisions of Sections 41 and 42 of Chapter 32 of the General Laws of the State of Rhode Island, Revision of 1938, the undersigned, City Assessor of the City of Providence, hereby requests your Honorable Body to cancel the following tax assessments or such part thereof as may be requested, as hereinafter set forth.

The City Tax List certified to the City Collector of the City of Providence on June 15, A. D. 19 64, contains the following assessment:

1964					
08 292 700					total tax
William Hopkins & wf Lillian					
26 Alvin St.					
		6,550. real estate			
		500. M.V.			
					\$ 274.95

The city tax should read and the assessment should stand as follows: auto assessed to wrong person.

08 292 700					total tax
William Hopkins & wf Lillian					
26 Alvin St.					
		6,550. real estate			
					\$ 255.45

decrease		500. M.V.			\$ 19.50
----------	--	-----------	--	--	----------

forward

YTD IN CITY COUNCIL

2381 05 AM

DEFERRED TO COMMITTEE ON
FINANCE

1965

Recommended by:

James G. Nolan
Tangible Property Aide

Approved by:

IN CITY COUNCIL

JUN 3 1965

APPROVED:

Vincent Vespia
CLERK

Louis T. Cote
City Assessor

RECEIVED
JUN 11 1965

IN CITY COUNCIL

MAY 20 1965

FIRST READING
REFERRED TO COMMITTEE ON
CLAIMS AND PENDING SUITS

William H. Matthews **ACTING** CLERK

FILED

MAY 17 11 37 AM '65

DEPT. OF CITY CLERK
PROVIDENCE, R.I.

THE COMMITTEE ON
CLAIMS AND PENDING SUITS

Recommends

MAY 26 1965

approved

William H. Matthews

First Deputy City Clerk

Clerk

Louis T. Cote'City Tax Assessor

**City Hall
Providence 3, Rhode Island**

May 14, 1965

To the Honorable City Council of the City of Providence:

Pursuant to the provisions of Sections 41 and 42 of Chapter 32 of the General Laws of the State of Rhode Island, Revision of 1938, the undersigned, City Assessor of the City of Providence, hereby requests your Honorable Body to cancel the following tax assessments or such part thereof as may be requested, as hereinafter set forth.

The City Tax List certified to the City Collector of the City of Providence on June 15, A. D. 19 , contains the following assessment:

	<u>total tax</u>	<u>Corrected total tax</u>	<u>decrease</u>
1963			
13 398 785 William B. McGannon 29 March St. 140. M.V. Servicemens' Act.	5.46	0	5.46
1964			
01 266 800 Robert M. Austin 123 Rutherglen Ave. 500. tangible No assets as of 12/31/63.	19.50	0	19.50
06 197 380 Barbara A. Flynn 191 Eastwood Ave. 140. M.V. Dup. of 08 370 307.	5.46	0	5.46
08 149 893 Winifred M. Hazelhurst Admr. Est. Lillian M. Pitt. 236 Butler Ave. 16,800. intangible Est. closed prior 12/31/63.	67.20	0	67.20
18 114 402 Chas. F. Reynolds & Wm. D. Reynolds Exrs u/w Wm. W. Reynolds 32 Barnes St. 87,800. intangible Estate closed prior 12/63.	351.20	0	351.20
23 012 647 Christa Waldron 110 Massachusetts Ave. 940. M.V. Servicemens' Act.	36.66	0	36.66

forward

IN CITY
COUNCIL

JUN 3 1985

RECEIVED TO COMMITTEE ON
JUN 3 1985
CITY

Recommended by:

Tangible Property Aide

Approved by:

Louis T. Coli
City Assessor

IN CITY COUNCIL

~~JUN 3 1985~~
APPROVED:

Vincent Vespia
CLERK

**IN CITY
COUNCIL**

MAY 20 1965

FIRST READING
REFERRED TO COMMITTEE ON
CLAIMS AND PENDING SUITS

William H. Matthews **ACTING CLERK**

**THE COMMITTEE ON
CLAIMS AND PENDING SUITS**

Recommends **MAY 26 1965** *approved*

William H. Matthews
First Deputy City Clerk Clerk

411 and 412
CITY COUNCIL FINAL PAPERS
1965

City of Providence
 DEPARTMENT OF MILK INSPECTION
 C. V. Chapin Hospital
 153 Eaton Street, Providence, R. I.

June 3, 1965

To the Honorable, The City Council of the City of Providence,
 Gentlemen:

The following list of individuals, firms, companies, corporations,
 etc., with the approval of the Inspector of Milk, respectfully request
 licenses to sell milk, cream and skimmed milk in the City of Providence.

IN CITY COUNCIL

JUN 3 1965

READ AND GRANTED

Vincent Desjardis
 CLERK


Respectfully submitted,

Richard S. McKenzie
 Richard S. McKenzie,
 Deputy Inspector of Milk

- 1005 MICKEY'S COFFEE SHOPPE
 139 MATHEWSON STREET
 PROVIDENCE, R.I.
- 1006 UNITY POULTRY & DAIRY STORE
 221 PRAIRIE AVENUE
 PROVIDENCE, R.I.
- 1007 ST. BARTHOLOMEW SCHOOL
 315 LAUREL HILL AVENUE
 PROVIDENCE 9, R.I.
- 1008 ST. EDWARD'S SCHOOL
 982 BRANCH AVENUE
 PROVIDENCE, R.I.
- 1009 ST. PATRICK'S GRAMMAR SCHOOL
 244 SMITH STREET
 PROVIDENCE, R.I.
- 1010 ST. RAYMOND SCHOOL
 HIGHLAND AVENUE & 9TH STREET
 PROVIDENCE, R.I.

412

**ANNUAL REPORT OF
SCHOOL COMMITTEE**



**PROVIDENCE, RHODE ISLAND
1963-1964**

REPORT
OF THE
SCHOOL COMMITTEE

FOR THE YEAR

1963-1964

PROVIDENCE, RHODE ISLAND

DEPT. OF CITY CLERK
PROVIDENCE, R.I.

JUN 1 3 32 PM '65

FILED



PROVIDENCE
THE OXFORD PRESS
1965

IN CITY COUNCIL
JUN 3 1965

READ:

WHEREUPON IT IS ORDERED THAT
THE SAME BE RECEIVED.

Vincent Vespia
CLERK

CONTENTS

	Page
REPORT OF THE SECRETARY	5—54
SCHOOL CENSUS OF JANUARY, 1964—GRAND TOTAL	14
SCHOOL CENSUS—1958-1964	15
SCHOOL CENSUS FOR 1964 BY AGES AND CENSUS TRACTS	13
MAP OF CENSUS TRACTS OF PROVIDENCE	12
SCHOOL POPULATION CENSUS TAKEN IN JANUARY	16
CHILDREN ATTENDING PUBLIC SCHOOLS—AGES 5 TO 18 INC.—YEARS 1954-1964	17
CHILDREN ATTENDING PAROCHIAL SCHOOLS—AGES 5 TO 18 INC.—YEARS 1954-1964	18
CHILDREN ATTENDING PAROCHIAL AND PUBLIC SCHOOLS—COMBINED— AGES 5 TO 18 INC.—YEARS 1954-1964	19
GAINS AND LOSSES IN CITY CENSUS TRACTS RESULTING FROM CHANGES IN RESIDENCE	10—11
ENROLLMENTS, AVERAGE MEMBERSHIP, AVERAGE ATTENDANCE	20
NET ENROLLMENT, BY DEPARTMENTS FOR THE FIRST QUARTER	20
COMPARISON OF PERCENT OF NON-PROMOTIONS	21
COMPARISON OF PERCENTAGE OF ATTENDANCE	21
AGE AND EMPLOYMENT CERTIFICATES	9
CENTRAL EVENING HIGH SCHOOL	22
PER CAPITA COST	22
MISCELLANEOUS STATISTICS	23—24
SUMMARY OF EXPENDITURES FOR SCHOOL YEAR ENDING JUNE 30, 1964	25
MAINTENANCE AND PER CAPITA COST FOR SCHOOL YEARS	25—31
Day School Pupils	26
Senior High School Pupils	26
Junior High School Pupils	27
Elementary School Pupils	27
Kindergarten Pupils	28
Special School Pupils	28
Vocational School Pupils	29
General Expenses Day School Pupils	29
Evening School Pupils	30
Percentage of Total Cost of Various School Divisions	30
Books and Supplies Day Schools	31
Several Senior High Schools	31
STATISTICS FOR FISCAL YEAR	
Receipts	32
Expenditures Under Several Apportionments	33
Detailed Expenditures	34

CONTENTS

MAINTENANCE OF SCHOOLS FOR SCHOOL YEAR	Page
Central High School	41
Classical High School	41
Hope High School	42
Mount Pleasant High School	43
Providence High School Stadium	45
Gymnasium	46
Central Heating Plant	46
Junior High School	47
Elementary Schools and Kindergartens	47
Schools for Educable Children	48
Schools for Crippled Children	49
Physically Disabled in Homes	50
Health Opportunity Schools	51
Sight Conservation Schools	51
Mentally Retarded Classes	52
Hard of Hearing Classes	52
Central Vocational School	53
Evening Schools	53
Central Evening High School	54
Central Vocational Evening School	54
SALARIES AND NUMBER OF TEACHERS.....	<i>Inserts</i>
Senior High Schools	I
Junior High Schools	II
Elementary Schools	III
Special Schools	IV
Special Subjects	V
Summary	VI

ANNUAL REPORT
OF THE
SCHOOL COMMITTEE

REPORT OF THE SECRETARY

SCHOOL SYSTEM

During the past year, day schools were maintained as follows:

Senior high	4
1 annex	
Gymnasium	
Junior high	8
Elementary	39
1 annex	
Special:	
Educable children	27
Emotionally Disturbed	1
Health opportunity	2
Handicapped children	1
Mentally Retarded	4
Sight conservation	2
Vocational	1
	— 38
	—
Schools	89
Annexes	2
Gymnasium	1

Included in the schools were:

Kindergartens	{ 4 sessions	19
	{ 3 sessions	2
	{ 2 sessions	11
	{ 1 session	5
		— 37
Pre-Kindergartens—2 sessions		2

Training Schools	Senior High	Vocational	Junior High	Elementary	Total
City				1	1
R. I. C. Intensive Teaching	1		3	2	6
State	1	1	5	10	17
Barrington College	1			2	3
Boston College				1	1
Brown University	3			1	4
Bryant College	3				3
Emanuel College	1				1
Providence College	4		5		9
R. I. School of Design	3		2	1	6
St. Francis College	1				1
University of Rhode Island	4			5	9
Totals	22	1	15	23	61

SENIOR HIGH SCHOOL ENROLLMENT

The September 1964 enrollment in the four senior high schools was as follows:

*Central	1,278
Classical	1,104
Hope	1,989
Mount Pleasant	2,137
Total	6,508

This represents an increase in senior high school enrollment of 72 as compared with the previous year.

*Includes Vocational.

AVERAGE NUMBER OF PERSONS EMPLOYED

	1960-1961	1961-1962	1962-1963	1963-1964
Administrative and clerical forces	77	80	80	79
Teachers:				
Day schools	1,193	1,195	1,221	1,221
*Evening schools	18	19	17	19
**Short Unit—Vocational	12	15	15	18
	—1,223	—1,229	—1,253	—1,258
Clerks:				
Day schools	73	73	75	76
Evening schools	3	3	3	3
Short Unit—Vocational..	2	2	2	2
	— 78	— 78	— 80	— 81
Promotion of Health:				
Part-time Director of Health	1	1	1	1
Clerk.	1	1	1	1
Examining physicians ...	5	5	5	5
Special examining physicians.	2	2	2	2
Supervisor of Nurses.....	1	1	1	1
Nurses.	17	17	17	17
Dental Examiner and Clinic Supervisor	1	1	1	1
Dentists.	11	11	11½	11½
Dental Attendants	11	11	11½	11½
Dental Clerk	1	1	1	1
	— 51	— 51	— 52	— 52
Pianists.....	4	4	4	4
Care of buildings:				
Custodians:				
Administration offices	2	2	2	2
Day and evening schls.	205	217	230	218
Women assistants:				
Day and evening schls.	110	109	109	109
Carpenters, laborers and helpers.	47	48	52	52
	— 364	— 376	— 393	— 381
Chauffeurs.	9	9	8	8
Truckmen.	1	1	1	1
	— 1,807	— 1,828	— 1,871	— 1,864

*Average number of teachers.

**Regular day school teachers not counted.

EXPENDITURES BY CITY 1963-1964

From current revenue:

By school committee \$12,674,931.17

By city council:

Interest:

Floating debt	\$ 13,873.28	
School bonds	313,198.50	
Retirement of floating debt.....	293,786.80	
Serial bond payments	612,000.00	
	<u>1,232,858.58</u>	
		<u>\$13,907,789.75</u>

PER CAPITA COST ON EXPENDITURES
FROM CURRENT REVENUE

	1959-1960	1960-1961	1961-1962	1962-1963	1963-1964
Based on average mem- bership	\$438.03	\$467.61	\$499.30	\$518.19	\$518.38
Based on average attend- ance	478.73	513.75	546.74	565.54	566.47

AGE AND EMPLOYMENT CERTIFICATES

July 1, 1963 to June 30, 1964

	14 and 15 age group			16 and 17 age group			18 and over	Grand Total
	Boys	Girls	Total	Boys	Girls	Total		
July	4	7	11	83	102	185	11	
August	3	1	4	48	57	105	6	
September ...	2	4	6	59	54	113	12	
October	3	4	7	43	56	99	5	
November ...	1	4	5	23	38	61	10	
December ...	2	4	6	15	42	57	3	
January	0	0	0	21	30	51	1	
February	2	4	6	22	25	47	6	
March	0	1	1	23	18	41	0	
April	2	0	2	29	27	56	3	
May	2	5	7	59	65	124	3	
June	14	7	21	95	90	185	8	
Total	35	41	76	520	604	1,124	68	1,268

	16 and 17 years	18 and over	
Reissue Certificates	479	46	525
Total number of certificates issues.....			1,793

PROOF OF AGE

	14 and 15 yrs.	16 and 17 yrs.
Birth Certificate	74	1,093
Baptismal Certificate	0	1
Passport	1	29
Other	1	1

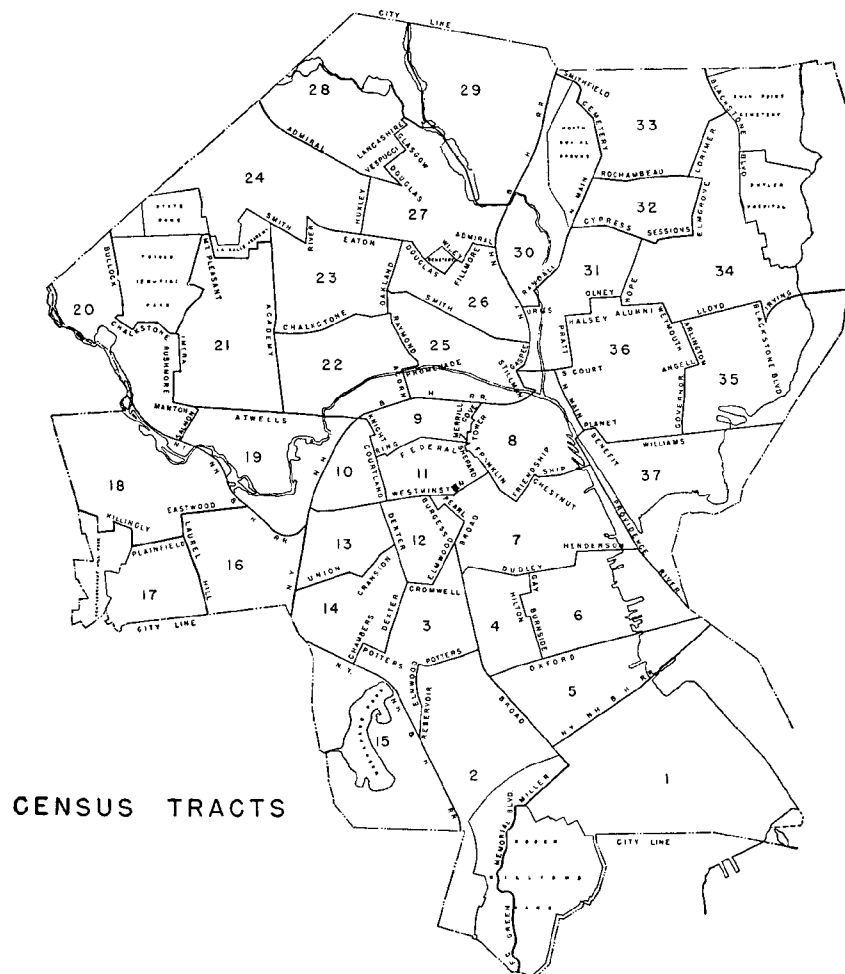
**Gains and Losses in City Census Tracts Resulting from Changes in Residence of Children
Under Twenty-one Years of Age—January to December 1963 Inclusive**

Census Tract	Moves Within City			Gain or Loss	Moves into the City		Gain or Loss	Moves from the City		Gain or Loss	Moves Total Net Gain or Loss Per Tract	
	into Tract	from Tract	from Tract									
1	203	118		+ 85	197		+ 85	195		- 58	+ 27	
2	261	197		+ 64	188		+ 64	206		- 18	+ 46	
3	385	303		+ 82	170		+ 82	228		- 58	+ 24	
4	513	521		- 8	150		- 8	177		- 27	- 35	
5	447	439		+ 8	125		+ 8	243		- 118	- 110	
6	406	460		- 54	88		- 54	105		- 17	- 71	
7	371	585		-214	125		-214	94		+ 31	- 183	
8	10	12		- 2	4		- 2	4		0	- 2	
9	115	129		- 14	25		- 14	55		- 30	- 44	
10	175	195		- 20	47		- 20	74		- 27	- 47	
11	179	246		- 67	23		- 67	42		- 19	- 86	
12	207	332		-125	53		-125	118		- 65	- 190	
13	254	225		+ 29	99		+ 29	150		- 51	- 22	
14	278	265		+ 13	107		+ 13	167		- 60	- 47	
15	84	30		+ 54	51		+ 54	44		+ 7	+ 61	
16	192	144		+ 48	65		+ 48	138		- 73	- 25	
17	61	76		- 15	28		- 15	49		- 21	- 36	
18	150	170		- 20	86		- 20	169		- 83	- 103	
19	205	227		- 22	100		- 22	112		- 12	- 34	

20	129	96	+ 33	31	83	— 52	— 19
21	150	110	+ 40	42	90	— 48	— 8
22	147	150	— 3	32	91	— 59	— 62
23	101	42	+ 59	59	83	— 24	+ 35
24	107	33	+ 74	41	76	— 35	+ 39
25	157	113	+ 44	33	69	— 36	+ 8
26	172	252	— 80	58	85	— 27	— 107
27	283	217	+ 66	44	116	— 72	— 6
28	133	133	0	73	165	— 92	— 92
29	58	52	+ 6	48	77	— 29	— 23
30	8	20	— 12	3	10	— 7	— 19
31	172	222	— 50	26	56	— 30	— 80
32	136	91	+ 45	66	100	— 34	+ 11
33	76	101	— 25	99	105	— 6	— 31
34	56	49	+ 7	151	71	+ 80	+ 87
35	90	63	+ 27	93	92	+ 1	+ 28
36	42	54	— 12	50	37	+ 13	+ 1
37	73	114	— 41	85	126	— 41	— 82
Total..	6,586	6,586	0	2,705	3,902	— 1,197	— 1,197

This is the fifteenth School Census of the revised thirty-seven tracts and the thirty-first comparison of the gains or losses by census tracts.

The moves within the same census tracts of 1,407 families with 3,737 children are not included in the above.



**1964 ENUMERATION BY CENSUS TRACTS
BIRTH - 20 YEAR INCLUSIVE**

Census Tracts	Under 1 Yr.	1	2	3	4	5	6	7	8	9	10	11	12	13	14	15	16	17	18	19	20	Totals	Census Tracts
1	68	112	120	114	133	137	142	121	114	107	121	116	118	94	108	116	134	129	104	80	106	2384	1
2	68	128	125	148	121	126	115	104	94	111	109	101	127	101	109	123	146	118	123	114	106	2416	2
3	60	91	101	113	92	106	112	81	77	98	82	77	77	81	76	65	94	86	74	61	60	1764	3
4	62	97	118	113	104	122	119	115	102	110	98	97	90	102	95	109	112	101	100	72	65	2103	4
5	68	140	129	161	143	158	164	162	142	146	133	136	124	117	135	127	102	89	79	83	58	2596	5
6	48	78	91	97	86	97	90	91	94	78	76	70	73	70	70	71	69	64	56	58	43	1570	6
7	48	77	98	102	116	119	127	115	96	104	105	98	84	64	80	81	62	64	49	43	41	1773	7
8	---	2	1	---	3	3	1	3	1	1	1	---	1	1	3	---	---	2	1	1	1	26	8
9	34	76	58	73	69	78	76	70	69	71	70	75	75	67	55	70	81	78	42	65	51	1403	9
10	45	73	69	75	69	78	78	52	84	61	70	74	70	70	66	68	75	71	64	64	58	1434	10
11	29	62	58	72	65	68	63	61	51	73	60	66	60	60	62	65	72	57	56	54	51	1265	11
12	25	52	37	76	63	62	71	63	49	73	50	55	45	54	49	41	42	55	34	34	42	1072	12
13	81	96	94	94	108	104	91	90	89	92	100	89	88	82	75	80	92	73	64	67	81	1830	13
14	51	122	138	101	129	122	110	122	113	118	124	122	120	100	112	102	116	103	89	99	76	2289	14
15	19	56	43	51	52	51	46	60	53	45	35	44	36	31	39	37	37	36	25	34	23	853	15
16	74	132	133	139	117	139	102	127	97	112	104	113	92	86	123	125	116	104	80	81	77	2293	16
17	31	71	86	82	76	70	82	51	65	62	59	47	74	56	55	55	68	59	53	52	86	1340	17
18	58	160	166	146	164	158	144	166	128	126	124	125	98	103	114	122	103	93	65	79	77	2519	18
19	63	133	99	104	108	94	114	101	108	103	100	95	108	98	98	103	121	114	88	76	87	2115	19
20	32	72	73	87	73	96	98	97	83	82	84	87	63	59	73	83	74	60	50	51	56	1535	20
21	81	138	151	138	136	125	150	142	168	148	144	142	126	152	134	145	173	149	120	133	145	2940	21
22	54	94	116	83	108	86	96	76	84	76	70	80	70	61	65	77	80	62	55	66	65	1614	22
23	42	81	87	94	89	70	83	85	87	86	77	93	79	81	86	81	92	95	90	81	75	1734	23
24	31	84	74	102	87	117	93	108	122	120	117	128	121	113	110	129	126	114	97	64	102	2163	24
25	25	48	62	49	70	52	50	56	56	48	44	43	56	40	53	41	58	50	66	46	47	1061	25
26	41	74	73	73	83	78	69	77	78	82	75	72	74	76	83	76	78	94	82	71	59	1568	26
27	74	125	125	147	137	127	137	114	128	109	98	101	114	80	94	108	98	93	59	66	80	2214	27
28	77	125	130	137	128	128	114	126	115	112	109	102	84	94	86	97	84	96	61	73	70	2168	28
29	57	115	123	113	104	124	131	95	116	100	115	80	88	103	124	102	109	94	96	61	88	2177	29
30	1	3	4	3	3	5	---	3	4	4	6	6	6	6	5	6	3	2	4	3	1	78	30
31	30	64	74	53	67	67	68	62	64	65	54	61	59	52	44	57	65	64	42	40	47	1189	31
32	34	65	55	65	51	71	66	64	63	76	63	63	56	63	69	71	84	67	64	51	52	1313	32
33	53	64	76	72	69	67	74	75	75	78	77	76	87	72	90	86	89	75	84	76	74	1579	33
34	22	43	58	72	71	78	97	93	79	103	87	83	92	105	124	118	135	109	89	77	96	1831	34
35	31	76	59	53	72	59	61	66	54	51	62	75	60	53	65	64	55	71	52	47	59	1245	35
36	26	31	34	36	27	27	35	34	38	47	42	41	43	34	46	33	44	40	33	34	29	754	36
37	46	84	100	75	93	90	97	76	92	72	79	69	85	95	92	97	97	76	59	64	66	1704	37
Total	1679	3154	3258	3313	3288	3349	3366	3204	3132	3151	3024	3009	2823	2776	2973	3031	3186	2907	2448	2341	2400	161,912	

SCHOOL CENSUS OF JANUARY, 1964
Grand Total

AGE	Attending Public Schools	Attending Parochial Schools	Attending Private Schools	Not Attending Any Day School	Total Enumeration
Under 1.....				3,679*	3,679*
1.....				3,154	3,154
2.....				3,258	3,258
3.....				3,313	3,313
4.....	17	1	12	3,258	3,288
5.....	2,381	147	74	747	3,349
6.....	2,847	332	71	116	3,366
7.....	2,126	991	76	11	3,204
8.....	2,044	1,021	59	8	3,132
9.....	2,025	1,049	71	6	3,151
10.....	1,942	1,000	75	7	3,024
11.....	1,943	999	63	4	3,009
12.....	1,886	957	74	6	2,923
13.....	1,781	896	97	2	2,776
14.....	1,997	866	98	12	2,973
15.....	2,181	765	77	8	3,031
16.....	2,420	631	95	40	3,186
17.....	1,801	506	88	512	2,907
18.....	1,213	315	170	750	2,448
19.....	623	46	337	1,335	2,341
20.....	328	7	392	1,673	2,400
Total.....	29,555	10,529	1,929	21,899*	63,912*

*Estimate.

SCHOOL CENSUS

Under 1 yr. to 20 yrs. inc.

AGE	1964	1963	1962	1961	1960	1959	1958
Under 1.....	3,679*	3,375*	4,056*	4,455*	4,486*	4,348*	4,671*
1.....	3,154	3,323	3,494	3,561	3,464	3,823	3,741
2.....	3,258	3,341	3,435	3,495	3,653	3,631	3,704
3.....	3,313	3,343	3,419	3,607	3,496	3,568	3,711
4.....	3,288	3,328	3,484	3,427	3,426	3,603	3,598
5.....	3,349	3,485	3,431	3,497	3,607	3,577	3,601
6.....	3,366	3,305	3,376	3,507	3,453	3,507	3,515
7.....	3,204	3,246	3,376	3,363	3,393	3,422	3,289
8.....	3,132	3,259	3,262	3,320	3,291	3,198	3,495
9.....	3,151	3,141	3,203	3,181	3,103	3,388	3,492
10.....	3,024	3,132	3,097	3,037	3,282	3,436	3,711
11.....	3,009	3,009	2,941	3,223	3,326	3,639	3,420
12.....	2,923	2,862	3,134	3,212	3,529	3,337	2,890
13.....	2,776	3,037	3,152	3,446	3,242	2,833	2,873
14.....	2,973	3,105	3,356	3,160	2,753	2,832	3,117
15.....	3,031	3,291	3,073	2,683	2,768	3,103	3,270
16.....	3,186	2,999	2,643	2,700	3,004	3,225	2,664
17.....	2,907	2,556	2,612	2,895	3,092	2,611	2,539
18.....	2,448	2,485	2,759	2,965	2,486	2,438	2,534
19.....	2,341	2,559	2,801	2,348	2,290	2,387	2,396
20.....	2,400	2,580	2,192	2,139	2,192	2,216	2,242
Total.....	63,912*	65,161*	66,296*	67,221*	67,336*	68,122*	68,473*

*Estimate.

SCHOOL POPULATION
Census Taken in January
AGES 5 TO 15 INC.

YEAR	School Census	Attending Public Schools	Attending Parochial Schools	Attending Private Schools	Not Attending School
1930.....	52,193	39,479	9,373	815	2,526
1935.....	50,305	38,289	9,820	624	1,572
1940.....	43,929	32,769	9,647	534	979
1945.....	37,035	25,994	9,497	604	940
1950.....	35,554	23,185	10,583	649	1,137
1955.....	37,342	24,342	10,945	666	1,389
1960.....	35,747	23,625	10,305	789	1,028
1961.....	35,629	23,705	10,067	834	1,023
1962.....	35,401	23,770	9,924	857	850
1963.....	34,872	23,629	9,429	848	966
1964.....	33,938	23,153	9,023	835	927

BIRTH TO 20 YRS. INC.

YEAR	School Census	Attending Public Schools	Attending Parochial Schools	Attending Private Schools	Not Attending School
1935.....	87,866*	47,665	11,127	1,450	27,624*
1940.....	81,823*	43,175	11,197	1,527	25,924*
1945.....	75,936*	33,127	11,232	1,523	30,054*
1950.....	71,766*	29,095	12,538	1,720	28,413*
1955.....	68,135*	29,270	12,411	1,632	24,822*
1960.....	64,635*	29,575	11,848	1,852	21,360*
1961.....	64,509*	29,597	11,522	1,954	21,436*
1962.....	64,086*	29,477	11,292	2,000	21,317*
1963.....	63,067*	29,586	10,875	2,010	20,596*
1964.....	63,912*	29,555	10,529	1,929	21,899*

*Does not include an estimate of children born after the enumeration in August.

CHILDREN ATTENDING PUBLIC SCHOOLS

Ages 5 to 18 inc. — Years 1954-1964

Age	1954	1955	1956	1957	1958	1959	1960	1961	1962	1963	1964
18	1031	997	1027	1031	1029	1034	1118	1397	1323	1193	1213
17	1348	1354	1358	1409	1339	1475	1818	1710	1499	1516	1801
16	2058	2021	1995	1895	1970	2371	2305	2058	1963	2247	2420
15	1985	1949	1848	1886	2257	2211	1963	1920	2127	2375	2181
14	1938	1824	1836	2194	2094	1892	1837	2037	2228	2085	1997
13	1827	1846	2201	2077	1889	1845	2023	2211	2038	1999	1781
12	1855	2246	2111	1868	1857	2052	2241	2060	2029	1821	1386
11	2322	2163	1893	1880	2095	2259	2099	2064	1864	1908	1943
10	2212	1961	1900	2138	2283	2163	2065	1883	1938	1998	1942
9	2009	1981	2187	2329	2185	2114	1904	1936	2016	1987	2025
8	2060	2296	2412	2255	2209	1957	2005	2085	2048	2068	2044
7	2449	2595	2420	2343	2076	2175	2176	2207	2178	2182	2126
6	3009	3049	3017	2649	2773	2805	2802	2852	2804	2774	2847
5	2385	2432	2347	2448	2464	2460	2510	2450	2500	2432	2381
Total	28,488	28,714	28,552	28,402	28,520	28,813	28,866	28,870	28,555	28,585	28,587

CHILDREN ATTENDING PAROCHIAL SCHOOLS

Ages 5 to 18 inc. — Years 1954-1964

Age	1954	1955	1956	1957	1958	1959	1960	1961	1962	1963	1964
18	318	309	286	335	321	332	336	399	284	308	315
17	498	449	464	485	467	471	574	458	443	451	506
16	600	620	647	640	583	748	587	535	566	633	631
15	740	778	767	759	915	811	735	669	846	816	765
14	837	862	865	1061	943	881	846	1031	1020	934	866
13	926	926	1137	1046	919	926	1125	1136	1027	931	896
12	979	1216	1110	978	970	1200	1202	1074	1005	947	957
11	1217	1167	1029	1035	1239	1300	1154	1063	990	1021	999
10	1201	1077	1087	1321	1346	1200	1136	1071	1080	1073	1000
9	1124	1156	1382	1413	1238	1191	1121	1163	1128	1067	1049
8	1135	1430	1444	1270	1197	1165	1204	1179	1128	1108	1021
7	1393	1471	1241	1155	1129	1168	1152	1059	1103	990	991
6	1110	698	548	588	560	545	469	467	421	365	332
5	226	164	135	158	187	105	161	155	176	177	147
Total	12,304	12,323	12,142	12,244	12,014	12,043	11,802	11,459	11,217	10,821	10,475

CHILDREN ATTENDING PAROCHIAL AND PUBLIC SCHOOLS—COMBINED

Ages 5 to 18 inc. — Years 1954-1964

Age	1954	1955	1956	1957	1958	1959	1960	1961	1962	1963	1964
18	1349	1306	1313	1366	1350	1366	1454	1796	1607	1501	1528
17	1846	1803	1822	1894	1806	1946	2392	2168	1942	1967	2307
16	2658	2641	2642	2535	2553	3119	2892	2593	2529	2880	3051
15	2725	2727	2615	2645	3172	3022	2698	2589	2973	3191	2946
14	2775	2686	2701	3255	3037	2773	2683	3068	3248	3019	2863
13	2753	2772	3338	3123	2808	2771	3148	3347	3065	2930	2677
12	2834	3462	3221	2846	2827	3252	3443	3134	3034	2768	2843
11	3539	3330	2922	2915	3334	3559	3253	3127	2854	2929	2942
10	3413	3038	2987	3459	3629	3363	3201	2954	3018	3071	2942
9	3133	3137	3569	3742	3423	3305	3025	3099	3144	3054	3074
8	3195	3726	3856	3525	3406	3122	3209	3264	3176	3176	3065
7	3342	4066	3661	3498	3205	3343	3328	3266	3281	3172	3117
6	4119	3747	3565	3237	3333	3350	3271	3319	3225	3139	3179
5	2611	2596	2482	2606	2651	2565	2671	2605	2676	2609	2528
Total	40,792	41,037	40,694	40,646	40,534	40,856	40,668	40,329	39,772	39,406	39,062

Enrolments, Average Membership, Average Attendance

Year	Gross Enrolment	Net Enrolment	Average Membership	Average Attendance
1915-1916.....	43,005	37,556	32,240.0	29,673.7
1920-1921.....	46,625	40,042	36,285.4	33,639.5
1925-1926.....	50,764	44,003	39,151.4	36,553.0
1930-1931.....	57,545	46,357	41,696.6	39,419.1
1935-1936.....	*74,354	45,393	41,820.0	38,262.8
1940-1941.....	*63,330	39,565	36,263.1	33,568.4
1945-1946.....	*49,160	31,713	28,439.7	25,925.8
1950-1951.....	*45,083	28,548	25,818.4	23,743.5
1955-1956.....	*40,886	28,601	26,402.9	24,270.1
1956-1957.....	*39,744	28,706	26,441.6	24,358.5
1957-1958.....	*40,842	28,587	26,421.0	23,716.9
1958-1959.....	*39,526	28,803	26,678.1	24,095.2
1959-1960.....	*39,211	28,081	26,730.0	24,457.7
1960-1961.....	*37,695	28,663	26,354.2	23,987.1
1961-1962.....	*36,964	28,759	26,664.4	24,350.6
1962-1963.....	*35,280	28,642	26,560.3	24,336.2
1963-1964.....	*35,109	28,955	26,829.2	24,551.7

*Every room counted as a separate school.

Net Enrolment by Departments for the First Quarter

Year	Special	Kinder-garten	Primary	Grammar	High	Total
1910-1911.....	259	2,047	15,189	9,821	2,658	29,974
1915-1916.....	429	2,556	17,120	10,401	3,526	34,032
1920-1921.....	644	2,499	18,539	11,002	3,767	36,451
1925-1926.....	1,312	2,855	18,110	12,913	5,941	41,131
1926-1927.....	1,310	2,930	17,899	12,984	5,992	41,115
1927-1928.....	1,586	3,084	17,723	12,916	6,398	41,707

Year	Special	Kinder-garten	Primary	Grammar	Junior High	Senior High	Total
1928-1929.....	1,629	3,039	17,400	11,796	1,257	6,492	41,613
1929-1930.....	1,650	3,092	17,385	9,986	4,338	5,916	42,367
1930-1931.....	1,696	3,127	17,511	10,198	4,940	6,258	43,730

Year	Special	Kinder-garten	Elementary (Exclusive of Kn.)	Junior High	Senior High	Total
1931-1932.....	1,544	2,873	25,359	7,858	6,221	43,855
1940-1941.....	1,394	2,515	16,281	9,686	7,944	37,820
1950-1951.....	697	1,907	13,858	5,635	4,686	26,783
1960-1961.....	480	2,723	12,867	5,733	5,731	27,534
1961-1962.....	523	2,814	12,576	6,112	5,815	27,840
1962-1963.....	521	2,789	12,798	5,463	6,113	27,684

Year	Special	Pre-Kinder-garten	Kinder-garten	Elementary (Exclusive of Kn.)	Junior High	Senior High	Total
1963-1964..	498	52	2,764	12,958	5,286	6,514	28,072

COMPARISON OF PERCENT OF NON-PROMOTIONS

Grade	1960		1961		1962	1963	1964
	Jan	June	Jan.	June	June	June	June
P.P.....	*	* 6.4	*	*	*	*	*
1B.....	*	*	*	*	*	*	*
1A.....	*	* 6.2	*	*16.3	*17.9	*21.5	*16.1
2B.....	*	*	*	*	*	*	*
2A.....	*	* 5.0	*	* 5.9	* 6.7	* 7.5	* 5.3
3B.....	*	*	*	*	*	*	*
3A.....	*	* 5.8	*	* 6.3	* 9.1	* 8.1	* 6.7
4B.....	*	*	*	*	*	*	*
4A.....	*	* 6.3	*	* 7.0	* 6.4	* 7.4	* 5.9
5B.....	*	*	*	*	*	*	*
5A.....	2.5	* 4.9	*	* 3.8	* 3.5	* 3.6	* 3.0
6B.....	1.8	2.6	*	*	*	*	*
6A.....	.8	.86	.75	* 1.4	* 1.4	* .4	* .49
Av.....	1.7	5.0	.75	7.5	8.3	8.9	7.0

*Annual promotion basis.

COMPARISON OF PERCENTAGE OF ATTENDANCE

	1959-60	1960-61	1961-62	1962-63	1963-64
Senior High	92.6	92.5	92.9	93.1	92.3
Junior High	91.8	91.8	91.6	91.6	91.4
Elementary	92.4	92.0	92.2	92.6	92.5
Ungraded	89.5	88.0	88.6	88.8	89.1
Kindergarten	86.1	84.4	85.8	86.3	87.2
Pre-Kindergarten	—	—	—	—	80.2
Special	87.0	86.5	86.8	85.7	86.2
Vocational	88.7	88.0	89.7	92.7	92.3
All Schools	91.5	91.0	91.3	91.6	91.5

CENTRAL EVENING HIGH SCHOOL 1963-1964

Number of classes.....	43
Number of evenings in session.....	96
Number of different teachers:	
Men	26
Women	7
Total	33
Number of different pupils enrolled:	
Male	260
Female	364
Total	624
Average membership	266
Average attendance	216
<i>Expenses of Instruction</i>	
Salaries:	
Principal	\$ 1,656.00
Clerks, helpers	2,228.00
Teachers: Men	13,690.00
Women	4,040.00
Total salaries	\$21,614.00
Textbooks and reference books.....	515.33
Supplies	757.22
Other expenses of instruction.....	401.97
Total expenses of instruction.....	\$23,288.52
<i>Custodians' Salaries</i>	3,139.20
Total, including custodians' salaries	\$26,427.72

PER CAPITA COST OF EVENING SCHOOL

Based on average membership.....	\$ 99.35
Based on average attendance.....	\$122.35

MISCELLANEOUS STATISTICS 1963-1964

City population:

Census	State	1905.....	198,635
	U. S.	1910.....	224,326
	State	1915.....	247,660
	U. S.	1920.....	237,595
	State	1925.....	267,918
	U. S.	1930.....	252,981
	State	1935.....	243,006
	U. S.	1940.....	253,504
	U. S.	1950.....	248,674
	U. S.	1960.....	207,498

School population, census 1964:

	5 to 15 yrs. Inc.	Birth to 20 yrs. Inc.
Boys	17,161	31,434
Girls	16,777	30,478
Total	33,938	61,912

Schools:

Public	23,153	29,555
Parochial	9,023	10,529
Private	835	1,929
Not attending school.....	927	19,899
Total	33,938	61,912

Gross enrolment of pupils in public schools

(Every room counted as a separate school)	35,109
Net enrolment (Re-enrolments deducted)	28,955
Average membership	26,829.2
Average attendance	24,551.7
Number of different teachers employed in public schools.....	1,287
Average number of teachers employed.....	1,233.33

Number of public schools:

Senior high	4
1 annex	
Gymnasium	
Junior high	8
Elementary	39
1 annex	

Special:

Educable children	27
Emotionally Disturbed	1
Health opportunity	2
Handicapped children	1
Mentally Retarded	4
Sight conservation	2
Vocational	1

38

Schools	89
Annexes	2
Gymnasium	1

Assessed value of school property, December 31, 1963:

Land	\$ 1,829,250
Buildings	25,390,320
Total	\$ 27,219,570

Assessed value of city, December 31, 1963:

Land	\$149,804,070
Buildings	437,082,240
Total real estate	\$586,886,310
Tangible personal	172,032,440
	\$758,918,750
Intangible personal	285,448,380
Total	\$1,044,367,130

Tax rate:

\$39.00 per M. on real estate and tangible personal

4.00 per M. on intangible personal

Amount of tax on above valuation \$30,739,624.77

Amount of current year tax collected for year ending

September 30, 1964 \$28,887,302.45

PERCENTAGE OF CITY TAX COLLECTIONS APPROPRIATED FOR
OPERATION AND MAINTENANCE OF PUBLIC SCHOOLS

Year	Tax Collections*	Appropriation from Tax Levy	Percentage of Tax Collections Represented by Appropriation
1925-1926	\$10,627,608.93	\$3,127,046.06	29.42
1930-1931	12,893,343.71	4,118,170.00	31.94
1935-1936	12,077,038.98	3,941,790.00	32.64
1940-1941	13,073,131.71	4,419,400.00	33.81
1945-1946	13,302,339.06	4,395,459.00	33.04
1950-1951	17,179,865.93	5,347,574.69	31.13
1955-1956	21,419,960.31	7,164,944.58	33.45
1956-1957	22,870,777.48	7,381,384.49	32.27
1957-1958	24,400,798.28	8,000,555.12	32.79
1958-1959	24,649,712.13	8,106,929.96	32.89
1959-1960	26,876,322.99	8,756,930.12	32.58
1960-1961	26,628,567.07	8,756,930.00	32.89
1961-1962	29,000,490.29	9,004,930.00	31.05
1962-1963	29,693,848.30	9,037,130.00	30.43
1963-1964	29,892,833.21	9,223,702.00	30.86

*Including back taxes

SUMMARY OF EXPENDITURES
FOR SCHOOL YEAR ENDING, JUNE 30, 1964

Expended from current revenue:

By school committee:

General control	\$ 467,430.58
Instruction	8,597,521.61
Operation of school plant.....	1,650,908.80
Maintenance of school plant.....	532,404.42
Auxiliary agencies	356,766.99
Capital outlay	19,542.26
Fixed charges	850,321.09
	<hr/> \$12,474,895.75

By city council:

Interest	\$ 327,071.78
Serial bond payments.....	612,000.00
Retirement of floating debt.....	293,786.80
	<hr/> \$1,232,858.58

**Maintenance and Per Capita Cost
For School Year Ending June 30**

(Not including expenditures by the City Council)

Expenditures are charged to the separate schools, as far as possible; including: salaries of teachers, clerks, and custodians; books, supplies, fuel, light and power, water, furniture, repairs, alterations, and incidentals.

They do not include the general expenses such as salaries of the superintendent and his assistants, directors, supervisors and their assistants, secretary, purchasing agent, assistant purchasing agent, truant officers, clerks, and items not chargeable to any school.

1963-1964

Schools	Amount Charged	Average Membership	Cost Per Capita	Cost Per Capita Inc. General Expenses
Senior high	\$ 2,683,668.11	5,786.3	\$463.80	\$552.36
Junior high	2,358,804.90	4,877.1	483.65	572.21
Elementary	3,996,001.56	12,601.7	317.10	405.66
Kindergarten	424,261.70	2,675.6	158.57	247.13
Special	423,241.21	479.4	882.86	971.42
Vocational	192,625.77	409.1	470.85	559.41
Total day schools.	\$10,078,603.25	26,829.2	\$375.66	\$464.22
General expenses	2,376,061.02		88.56	
Evening school	26,427.72	266.0	99.35	

**Cost of the various divisions of the system
for a series of school years ending June 30**

(Not including expenditures by the City Council)

TABLE I

*Cost for Day School Pupils,
Including General Expenses*

Year	Total Cost	Cost of Evening Schools	Cost of Day Schools	Average Membership	Cost per Capita
1910-11.....	\$ 962,665 98	\$47,341 62	\$ 915,324 36	29,042.6	\$31 52
1915-16.....	1,211,051 36	38,301 51	1,172,749 85	32,240.0	36 37
1920-21.....	2,486,074 95	52,686 94	2,433,388 01	36,285.4	67 07
1925-26.....	3,246,372 52	52,873 68	3,193,498 84	39,151.4	81 56
1930-31.....	4,316,528 41	59,817 92	4,256,710 49	41,696.6	102 09
1935-36.....	4,184,824 11	40,545 46	4,144,278 65	41,820.0	99 10
1940-41.....	4,563,269 91	37,771 22	4,525,498 69	36,263.1	124 80
1945-46.....	4,683,616 58	20,046 10	4,663,570 48	28,439.7	163 98
1950-51.....	6,371,610 82	14,782 35	6,356,828 47	25,818.4	246 22
1955-56.....	8,376,027 06	21,509 94	8,354,517 12	26,402.9	316 42
1956-57.....	8,971,536 31	21,946 31	8,949,590 00	26,441.6	338 47
1957-58.....	9,516,873 17	22,128 38	9,494,744 79	26,421.0	359 36
1958-59.....	10,499,359 89	23,634 66	10,475,725 23	26,678.1	392 67
1959-60.....	10,720,320 18	22,221 80	10,698,098 38	26,730.0	400 23
1960-61.....	11,283,999 39	24,326 14	11,259,673 25	26,354.2	427 24
1961-62.....	12,316,781 99	26,856 48	12,289,925 51	26,664.4	460 91
1962-63.....	12,538,069 96	24,075 21	12,513,994 75	26,560.3	471 15
1963-64.....	12,481,091 99	26,427 72	12,454,664 27	26,829.2	464 22

TABLE II

Cost for Senior High School Pupils, Not Including General Expenses

Year	Cost	Average Membership	Cost Per Capita
1910-11.....	\$ 202,537 28	2,586.1	\$78 32
1915-16.....	273,632 26	3,378.2	81 00
1920-21.....	514,017 72	3,814.4	134 76
1925-26.....	829,879 29	5,643.9	147 04
1930-31.....	944,378 75	6,182.6	152 75
1935-36.....	929,976 57	6,895.2	134 87
1940-41.....	1,218,675 42	7,467.3	163 20
1945-46.....	1,154,351 11	5,437.6	212 29
1950-51.....	1,455,954 63	4,413.8	329 86
1955-56.....	1,715,481 17	4,467.6	383 98
1956-57.....	1,764,863 79	4,551.7	387 74
1957-58.....	2,008,180 36	5,014.3	400 49
1958-59.....	2,232,215 66	5,443.9	410 04
1959-60.....	2,284,684 19	5,385.1	424 26
1960-61.....	2,420,774 78	5,146.8	470 35
1961-62.....	2,518,502 99	5,288.9	476 19
1962-63.....	2,675,707 87	5,512.1	485 42
1963-64.....	2,683,668 11	5,786.3	463 80

TABLE III

Cost for Junior High School Pupils, Not Including General Expenses

Year	Cost	Average Membership	Cost Per Capita
1928-29.....	\$ 149,141 45	1,210.6	\$123 20
1929-30.....	612,661 03	4,564.7	134 22
1930-31.....	666,037 20	5,350.9	124 47
1935-36.....	1,027,344 27	10,359.1	99 17
1940-41.....	1,141,550 66	9,393.8	121 52
1945-46.....	1,170,324 62	6,616.8	176 87
1950-51.....	1,518,138 31	5,458.2	278 14
1951-52.....	1,541,012 31	5,404.5	285 14
1952-53.....	1,701,699 33	5,274.4	322 63
1953-54.....	1,694,560 45	5,281.3	320 86
1954-55.....	1,739,834 54	5,654.4	307 70
1955-56.....	1,885,925 47	5,738.1	328 67
1956-57.....	1,882,478 64	5,574.3	337 71
1957-58.....	1,952,605 14	5,346.4	365 22
1958-59.....	2,164,920 34	5,387.7	401 83
1959-60.....	2,237,059 00	5,622.6	397 87
1960-61.....	2,331,560 31	5,671.5	411 10
1961-62.....	2,479,910 41	5,621.4	441 16
1962-63.....	2,467,770 42	5,076.3	486 14
1963-64.....	2,358,804 90	4,877.1	483 65

TABLE IV

Cost for Elementary School Pupils, Not Including General Expenses

Year	Cost	Average Membership	Cost Per Capita
1910-11.....	\$327,124 57	14,701.9	\$22 25
1915-16.....	414,180 70	16,353.4	25 33
1920-21.....	863,825 09	18,490.6	46 72
1925-26.....	939,315 20	17,075.6	55 01
1926-27.....	1,025,146 91	17,122.2	59 87
1927-28.....	1,099,864 58	17,042.1	64 54
1928-29.....	1,080,515 41	16,470.9	65 60
1929-30.....	1,084,482 97	16,729.5	64 83
Including Grammar			
1930-31.....	1,744,819 87	26,043.9	67 00
1935-36.....	1,439,482 05	21,257.0	67 72
1940-41.....	1,388,045 41	15,848.8	87 58
1945-46.....	1,384,104 57	13,225.2	104 66
1950-51.....	2,175,352 63	13,633.2	159 56
1955-56.....	3,188,377 89	13,702.2	232 69
1956-57.....	3,361,703 61	13,205.5	254 57
1957-58.....	3,360,503 49	12,848.5	261 55
1958-59.....	3,531,842 05	12,535.7	281 74
1959-60.....	3,616,025 60	12,374.3	292 22
1960-61.....	3,665,212 31	12,204.3	300 32
1961-62.....	4,082,228 60	12,219.9	334 06
1962-63.....	4,082,275 81	12,454.2	327 78
1963-64.....	3,996,001 56	12,601.7	317 10

TABLE V

Cost for Kindergarten Pupils, Not Including General Expenses

Year	Cost	Average Membership	Cost Per Capita
1910-11.....	\$ 41,419 26	1,679.6	\$24 66
1915-16.....	51,388 35	2,005.8	25 62
1920-21.....	97,593 09	2,051.1	47 58
1925-26.....	105,829 54	2,253.7	46 96
1930-31.....	125,009 44	2,545.1	49 12
1935-36.....	102,494 65	1,929.5	53 12
1940-41.....	108,247 05	2,209.7	48 99
1945-46.....	130,957 71	2,236.1	58 56
1950-51.....	159,236 72	1,696.5	93 86
1951-52.....	186,974 43	2,120.6	88 17
1952-53.....	212,295 54	2,108.6	100 68
1953-54.....	216,757 14	2,126.0	101 96
1954-55.....	221,984 77	2,060.9	107 71
1955-56.....	249,899 57	2,034.6	122 82
1956-57.....	273,247 77	2,535.0	107 79
1957-58.....	306,143 79	2,520.9	121 44
1958-59.....	346,380 01	2,545.9	136 05
1959-60.....	349,915 94	2,606.9	134 23
1960-61.....	356,899 55	2,567.8	138 99
1961-62.....	374,948 02	2,692.2	139 27
1962-63.....	397,729 78	2,668.0	149 07
1963-64.....	424,261 70	2,675.6	158 57

TABLE VI

Cost for Special School Pupils, Not Including General Expenses

Year	Cost	Average Membership	Cost Per Capita
1910-11.....	\$22,199 41	333.4	\$66 58
1915-16.....	34,838 84	464.4	75 02
1920-21.....	79,852 50	546.7	146 06
1925-26.....	133,502 53	916.9	145 60
1930-31.....	184,613 64	1,254.5	147 16
1935-36.....	141,220 52	1,062.4	132 93
1940-41.....	150,766 43	1,031.7	146 13
1945-46.....	170,140 46	688.3	247 19
1950-51.....	192,207 59	414.8	463 37
1951-52.....	186,728 85	389.3	479 65
1952-53.....	201,458 35	353.5	569 90
1953-54.....	189,522 00	332.6	569 82
1954-55.....	189,500 79	312.1	607 18
1955-56.....	215,951 96	313.3	689 28
1956-57.....	230,449 69	306.6	751 63
1957-58.....	284,864 32	357.3	797 27
1958-59.....	371,734 85	458.7	810 41
1959-60.....	375,233 19	453.0	828 33
1960-61.....	377,428 74	475.8	793 25
1961-62.....	407,573 89	519.6	784 40
1962-63.....	409,049 06	508.7	804 11
1963-64.....	423,241 21	479.4	882 86

TABLE VII

*Cost for Trade or Vocational Pupils, Not Including General Expenses.
Trade School was in session 12 months thru school year 1951-52.*

Year	Gross Cost	Federal Aid	Net Cost	Average Membership	Cost Per Capita on Gross Cost	Cost Per Capita on Net Cost
1930-31	\$75,651.36	\$19,063.00	\$56,588.36	319.6	\$236.71	\$177.06
1935-36	67,116.18	13,943.00	53,173.18	316.8	211.86	167.84
1940-41	86,473.73	26,882.28	59,591.45	311.8	277.34	191.12
1945-46	102,534.44	27,604.49	74,929.95	223.3	459.18	335.56
1950-51	146,297.62	45,519.27	100,778.35	201.9	724.60	499.15
1951-52	148,416.64	40,959.02	107,457.62	211.7	701.07	507.59
1952-53	146,076.11	38,111.06	107,965.05	183.2	797.36	589.33
1953-54	145,674.33	39,593.27	106,081.06	176.5	825.35	601.03
1954-55	133,517.47	40,111.82	93,405.65	190.0	702.72	491.61
1955-56	166,867.10	43,023.83	123,843.27	147.1	1,134.38	841.90
1956-57	164,009.25	46,476.73	117,532.52	268.5	610.84	437.74
1957-58	155,605.22	47,407.23	108,197.99	333.6	466.44	324.33
1958-59	154,719.72	47,847.66	106,872.06	306.2	505.29	349.03
1959-60	173,394.80	54,051.44	119,343.36	288.1	601.86	414.24
1960-61	175,246.72	24,169.67	151,077.05	288.0	608.50	524.57
1961-62	187,119.92	28,438.66	158,681.26	322.4	580.40	492.19
1962-63	191,376.27	26,297.04	165,079.23	341.0	561.22	484.10
1963-64	192,625.77	27,525.58	165,100.19	409.1	470.85	403.57

TABLE VIII

Cost for General Expenses, Divided Among the Day School Pupils

Year	Cost	Average Membership	Cost Per Capita
1910-11	\$ 63,085 89	29,042.6	\$ 2 17
1915-16	78,363 98	32,240.0	2 43
1920-21	181,648 20	36,285.4	5 01
1925-26	307,488 52	39,151.4	7 85
1930-31	516,200 23	41,696.6	12 38
1935-36	436,644 41	41,820.0	10 44
1940-41	431,739 99	36,263.1	11 91
1945-46	546,117 56	28,439.7	19 20
1950-51	709,640 97	25,818.4	27 49
1951-52	722,554 38	26,231.2	27 55
1952-53	767,187 11	26,486.3	28 97
1953-54	782,282 94	26,860.7	29 12
1954-55	839,103 84	27,229.1	30 82
1955-56	932,013 96	26,402.9	35 30
1956-57	1,272,837 25	26,441.6	48 14
1957-58	1,426,842 47	26,421.0	54 00
1958-59	1,673,912 60	26,678.1	62 74
1959-60	1,661,785 66	26,730.0	62 17
1960-61	1,932,550 84	26,354.2	73 33
1961-62	2,239,641 68	26,664.4	83 99
1962-63	2,290,085 54	26,560.3	86 22
1963-64	2,376,061 02	26,829.2	88 56

TABLE IX

Cost for Evening School Pupils, Not Including General Expenses

Year	Cost	Average Membership	Cost Per Capita
1910-11.....	\$47,341 62	3,036.0	\$15 59
1915-16.....	38,301 51	3,004.2	12 75
1920-21.....	52,686 94	2,715.6	19 40
1925-26.....	52,873 68	2,358.5	22 42
1930-31.....	59,817 92	2,347.3	25 49
1935-36.....	40,545 46	1,842.0	22 01
1940-41.....	37,771 22	1,600.0	23 61
1945-46.....	20,046 10	955.0	20 99
1950-51.....	14,782 35	385.0	38 40
1951-52.....	15,987 31	435.0	36 75
1952-53.....	15,684 72	351.0	44 69
1953-54.....	16,680 27	322.0	51 80
1954-55.....	17,232 20	372.0	46 32
1955-56.....	21,509 94	334.0	64 40
1956-57.....	21,946 31	422.0	52 01
1957-58.....	22,128 38	382.0	57 93
1958-59.....	23,634 66	374.0	63 19
1959-60.....	22,221 80	342.0	64 98
1960-61.....	24,326 14	334.0	72 83
1961-62.....	26,856 48	302.0	88 93
1962-63.....	24,075 21	245.0	98 27
1963-64.....	26,427 72	266.0	99 35

TABLE X

Percentage of Total Cost Allotted to Various School Divisions

Year	Senior High	Junior High	Elementary	Kindergarten	Special	*Trade	Evening	General Expenses
1950-51	22.85	23.82	34.14	2.50	3.02	2.30	.23	11.14
1951-52	22.42	23.79	34.33	2.89	2.88	2.29	.25	11.15
1952-53	21.78	23.76	35.72	2.96	2.81	2.04	.22	10.71
1953-54	21.80	23.09	36.70	2.95	2.59	1.98	.23	10.66
1954-55	21.08	22.79	37.77	2.91	2.48	1.75	.23	10.99
1955-56	20.49	22.51	38.06	2.98	2.58	1.99	.26	11.13
1956-57	19.67	20.98	37.47	3.05	2.57	1.83	.24	14.19
1957-58	21.10	20.52	35.31	3.22	2.99	1.64	.23	14.99
1958-59	21.26	20.62	33.64	3.30	3.54	1.47	.23	15.94
1959-60	21.31	20.87	33.73	3.26	3.50	1.62	.21	15.50
1960-61	21.45	20.66	32.48	3.16	3.35	1.55	.22	17.13
1961-62	20.45	20.14	33.15	3.05	3.29	1.52	.22	18.19
1962-63	21.34	19.68	32.56	3.17	3.26	1.53	.19	18.27
1963-64	21.50	18.90	32.02	3.40	3.39	1.54	.21	19.04

*Changed to Central High Vocational Division in 1953.

TABLE XI

Cost of Books and Supplies Issued to Day Schools

Year	Books	Supplies	Total	Average Membership	Cost Per Capita
1930-31	\$69,474 68	\$139,614 81	\$209,089 49	41,696.6	\$5.014
1935-36	47,151 16	83,934 46	131,085 62	41,820.0	3.134
1940-41	36,901 89	86,649 96	123,551 85	36,263.1	3.407
1945-46	26,807 84	63,889 73	90,697 57	28,439.7	3.189
1946-47	33,677 82	70,456 80	104,134 62	28,236.4	3.687
1947-48	32,649 00	89,761 56	122,410 56	27,767.2	4.408
1948-49	36,480 83	98,138 58	134,619 41	26,699.2	5.042
1949-50	43,296 38	101,996 54	145,292 92	26,327.3	5.518
1950-51	44,377 44	101,709 55	146,086 99	25,818.4	5.658
1951-52	41,986 59	110,595 79	152,582 38	26,231.2	5.82
1952-53	47,348 99	115,990 48	163,339 47	26,486.3	6.17
1953-54	80,164 48	119,466 13	199,630 61	26,860.7	7.43
1954-55	72,066 67	125,470 28	197,536 95	27,229.1	7.25
1955-56	81,673 38	137,949 53	219,622 91	26,402.9	8.32
1956-57	92,449 62	129,062 82	221,512 44	26,441.6	8.33
1957-58	108,819 98	157,132 02	265,952 00	26,421.0	10.07
1958-59	130,235 29	145,462 99	275,698 28	26,678.1	10.33
1959-60	114,779 09	141,055 90	255,834 99	26,730.0	9.57
1960-61	135,435 13	160,516 18	295,951 31	26,354.2	11.23
1961-62	150,009 00	177,741 67	327,750 67	26,664.4	12.29
1962-63	147,522 30	158,824 34	306,346 64	26,560.3	11.53
1963-64	78,113 11	168,892 11	247,005 22	26,829.2	9.21

TABLE XII

Cost of the Several Senior High Schools 1963-1964(Not including interest on cost of plant, overhead for Central Heating Plant,
Central Gymnasium, and High School Stadium.)

School	Total Cost	Av. Membership	Per Capita Cost	Av. Gen. Expenses	Total Per Capita Cost
*Central	\$ 474,691 69	711.4	\$677 26	\$88 56	\$755 82
Classical	475,940 35	1,061.2	448 45	88 56	537 01
Hope	879,674 23	2,021.0	435 27	88 56	523 83
Mount Pleasant ..	770,928 67	1,983.7	388 63	88 56	477 19
Total	\$2,601,234 94	5,777.3	\$450 25	\$88 56	\$538 81

*Does not include Vocational.

RECEIPTS FOR FISCAL YEAR ENDING SEPTEMBER 30, 1964

Apportionment from the tax levy.....		\$9,188,702.00
Additional appropriation Chapter 1583 of City Ordinances ..		35,000.00
Balance from 1961-1962		166,102.98
From other sources:		
State of Rhode Island:		
Critic teachers	\$ 8,151.25	
Emotionally handicapped children	1,813.01	
Grants-in-Aid for Education.....	3,062,134.00	
National Defense Act:		
Title III	1,458.41	
	<hr/>	
	\$3,073,556.67	
Federal Appropriation:		
Central Vocational School.....	27,525.58	
	<hr/>	
		3,101,082.25
Books and supplies sold.....	\$ 3,085.52	
Miscellaneous items	3,571.75	
Reimbursement for salaries:		
Barrington College	400.00	
Boston University	50.00	
Brown University	1,941.50	
Bryant College	600.00	
Emanuel College	50.00	
Providence College	1,200.00	
Rhode Island School of Design	780.00	
St. Francis College	50.00	
University of Rhode Island	1,496.88	
Reimbursement for custodial salaries:		
Board of Canvassers	1,112.63	
Board of Recreation	7,249.52	
Jewish Community Center	60.00	
Rhode Island College	48.90	
University of Rhode Island	50.00	
Reimbursement for bus transportation	1,730.75	
Reimbursement from Ford Foundation		
for Lippitt Hill	895.64	
Rental of test scoring machine	115.75	
Telephone reimbursements	610.23	
Tuition	341,354.99	
Use of buildings	7,550.29	
	<hr/>	
		374,004.35
		<hr/>
		\$12,864,891.58

**EXPENDITURES UNDER THE SEVERAL
APPORTIONMENTS FOR FISCAL YEAR ENDING
SEPTEMBER 30, 1964**

Salaries:

Administrative	\$ 641,886.79
Custodial	1,434,762.34
Day Schools	8,391,946.77
Evening Schools	21,614.00

\$10,490,209.90

Pensions	445,608.09
Social Security	263,755.32
Survivors Benefits	15,624.00
Blue Cross	120,474.90
Books	\$ 142,879.82
Books, non-public schools	6,033.52
Equipment, new	5,656.09
Equipment, maintenance	46,475.39
Equipment, replacement	23,021.60
Fuel	244,002.73
Miscellaneous	1,883.17
Postage	5,347.80
Printing	4,950.00
Rent	9,377.74
Repairs and alterations	131,018.47
Supplies, educational	237,611.31
Supplies, custodial	54,461.47
Supplies, maintenance	95,772.51
Telephones	33,493.14
Transportation	115,472.60
Traveling expenses	7,748.65
Tuition	9,462.64
Water, light and power	164,590.31

1,339,258.96

\$12,674,931.17

**DETAILED EXPENDITURES FOR FISCAL YEAR
ENDING SEPTEMBER 30, 1964**

Salaries:

Administrative:

Superintendent of schools and clerks \$	96,379.58
Research assistant	9,775.83
Assistant superintendents of schools	45,424.94

\$151,580.35

Secretary of school committee and clerks	66,233.04
School committee members	7,499.76
Physical Plant clerks	12,622.04

School plant inspection service:

Director.	7,604.06
Clerk	4,688.74

12,292.80

Psychological department:

Clerks, regular and temporary	8,254.21
-------------------------------------	----------

Junior placement:

Supervisor and clerks	17,455.38
-----------------------------	-----------

Purchasing department:

Purchasing agent, assistant and clerks.	40,326.77
Chauffeurs	31,007.91

71,334.68

Department of attendance:

Director, assistant and home visitors	84,793.26
Clerks	7,399.15

92,192.41

School census, clerical work	30,915.90
------------------------------------	-----------

Promotion of health:

Examining physicians, special examining physicians, nurses and clerks.	129,551.72
--	------------

Dental clinics:

Supervisor	3,000.00
Clinic dentists	17,385.00
Dental attendants . . .	6,948.00
Clerk	2,787.63

30,120.63

Physicians at games	225.00
---------------------------	--------

159,897.35

Central records clerks	11,608.87
------------------------------	-----------

Amount carried forward	\$641,886.79
------------------------------	--------------

Amount brought forward \$ 641,886.79

Day Schools:

High schools	\$2,018,224.29
Junior high schools	1,758,141.71
Elementary schools	\$3,013,834.43
Kindergartens	326,854.56
	<hr/>
	3,340,688.99

Special schools:

Crippled children	15,345.48
Educable	196,118.80
Emotionally disturbed	5,955.00
Health opportunity	13,812.75
Mentally retarded	28,211.31
Physically disabled in homes ..	44,992.70
Sight conservation	15,298.13
Assistants to teachers	4,683.00
Central vocational	126,231.88
Central vocational apprentice-	
ship classes	7,620.00
Central vocational jewelry class	1,450.00
Central vocational plumbers	
classes	3,540.00
	<hr/>
	463,259.05

Junior placement:

Counselors	800.00
------------------	--------

Directors, supervisors and special teachers:

Audio-visual education	17,731.25
Audiometry and lip reading ..	29,238.66
Civilian defense	8,152.50
Consultant teacher	7,552.50
Counselor for hard of hearing..	7,152.50
Curriculum research	19,797.16
Elementary schools	21,157.50
Junior high schools	10,778.75
Junior placement	6,302.50
Library coordinator	732.50
Manual arts	60,996.25
Music	149,932.33
Physical education	115,189.42
Physical education, resolution	
#54	2,200.00
School Psychologists	37,040.90
Remedial reading	6,952.50
Special classes	10,578.75
Speech correction	21,562.75
	<hr/>
	533,048.72

Total day school teachers' salaries 8,114,162.76

Amounts carried forward \$8,114,162.76 \$ 641,886.79

Amount brought forward	\$	641,886.79
Day School Salaries brought forward	\$8,114,162.76	
Clerks and helpers:		
High schools:		
Assistant librarians	\$13,031.90	
Clerks	70,161.96	
Extra clerical service	975.80	
Stock clerks	18,185.81	
		102,355.47
Central vocational	896.00	
Junior high schools	49,300.43	
Elementary schools	85,273.38	
Curriculum research	7,928.17	
Audio-visual education	15,798.31	
Pianists:		
Department of physical educa-		
tion	3,681.50	
Music department	7,375.75	
		272,609.01
Summer School:		
Teachers	4,775.00	
Clerk	400.00	
		5,175.00
		8,391,946.77
Custodial:		
Supervisors of school plant, etc.....	12,433.74	
Custodians (includes overtime):		
Administrative offices	\$ 22,326.01	
Day schools	1,158,115.37	
Evening schools	3,163.68	
		1,183,605.06
Driver, ash truck	4,582.00	
Labor:		
General	234,141.54	
		1,434,762.34
Total of all salaries (except evening school teachers		
and clerks \$21,614.00)	10,468,595.90	
Blue Cross	120,474.90	
Books:		
N.D.E.A.	142.50	
Text and reference.....	124,680.32	
Subscriptions	10,914.42	
Rebinding	7,142.58	
		142,879.82
Amount carried forward	\$10,731,950.62	

REPORT OF THE SCHOOL COMMITTEE

37

Amount brought forward		\$10,731,950.62
Books, non-public schools		6,033.52
Equipment, new:		
General		5,656.09
Equipment, maintenance:		
General.	41,943.14	
Ash and laundry trucks (except salary of chauffeurs)	2,546.88	
Delivery truck (except salary of chauffeur)	500.07	
Jeeps	1,485.30	
		46,475.39
Equipment, replacement:		
General		23,021.60
Evening school salaries (except custodians):		
Teachers	19,620.00	
Clerks	1,994.00	
		21,614.00
Fuel:		
Advertising.	22.80	
Coal	81,718.35	
Gas	26,373.84	
Oil	135,887.74	
		244,002.73
Miscellaneous:		
Advertising.	1,217.27	
Anthony Medal Fund	94.20	
Bond for cashier	10.00	
Dinners for superintendent's guests	19.25	
Kennedy Memorial exercises—telegrams	59.52	
Luncheon for new teachers	259.25	
Petty cash fund	103.38	
Plants for Fox Point school	12.50	
Refunded tuition	46.86	
School Committee dinners	45.94	
X-rays	15.00	
		1,883.17
Postage:		
Cash for "due" postage	3.00	
General	5,344.80	
		5,347.80
Printing.		4,950.00
Rent:		
Buses and trucks	3,347.13	
Dexter Donation	444.00	
Meehan Skating Rink—Brown University	2,625.00	
Amounts carried forward	\$ 6,416.13	\$11,090,934.92

Amounts brought forward \$ 6,416.13 \$11,090,934.92

Redevelopment Agency:

Administrative parking lot	\$192.00
Classical parking lot	88.00
Annex A	528.00
Annex B	58.13
Maintenance Shop	297.48
Trade Auto Shop	480.00
Thomas A. Doyle School.....	873.00

2,516.61

Veterans' Auditorium—Hope and Mount Pleasant graduation exercises	445.00
--	--------

9,377.74

Repairs and alterations:

Repairs.	114,371.03
American Service Company	16,647.44

131,018.47

Supplies, educational:

N.D.E.A.	2,774.34
Educational.	219,482.85
Athletics	15,354.12

237,611.31

Supplies, custodial:

General.	54,461.47
------------------	-----------

Supplies, maintenance:

General.	95,772.51
------------------	-----------

Telephones:

Rentals, etc.:

Administrative offices	16,521.35
High schools, heating plant and stadium	3,160.32
Junior high schools	5,474.72
Elementary schools	7,994.68
Special schools	169.57
Central vocational	172.50

33,493.14

Amount carried forward \$11,652,669.56

REPORT OF THE SCHOOL COMMITTEE

39

Amount brought forward \$11,652,669.56

Transportation:

Athletics.	4,215.73
Automobile allowances	32,011.87
Cab service (School Committee)55
General cash fares.....	611.67
Rental of United Lease buses	46,130.95
School buses	5,880.59
Rental of United Lease buses for:	
Meeting Street School.....	820.67
Rhode Island School for the Deaf.....	1,274.29
St. Paul's Christian Day School.....	4,097.82
Assumption School	5.27
Blessed Sacrament School	2,206.27
Holy Ghost School.....	3,738.62
Mount Carmel School	260.05
St. Adalbert's School	6,454.98
St. Ann's School	3,477.44
St. Charles School.....	283.18
St. Mary's School	20.84
St. Michael's School.....	3,292.01
Day trips	103.31
Cooperative Junior high "Motivation program"	107.87
Saturday seminar at University of Rhode Island..	478.62

115,472.60

Traveling expenses:

General	7,748.65
---------------	----------

Tuition:

Emma Pendleton Bradley Home.....	4,257.00
Meeting Street School.....	1,600.00
Rhode Island College.....	1,800.00
Rhode Island School of Design.....	880.00
Warwick School Department—Lakeside.....	925.64

9,462.64

Water, light and power:

Gas	10,313.45
Electricity	139,333.87
Water	14,942.99

164,590.31

Amount carried forward \$11,949,943.76

Amount brought forward \$11,949,943.76

Pensions:

City.	162,828.00	
State	282,780.09	
	<hr/>	445,608.09

Social Security:

Certified Personnel	191,982.82	
Non-certified Personnel	71,772.50	
	<hr/>	263,755.32

Survivors Benefits	15,624.90	
	<hr/>	\$12,674,931.17

MAINTENANCE OF SCHOOLS FOR SCHOOL YEAR 1963-1964**(July 1, 1963 to June 30, 1964)**

Central High School (including annex)

Salaries:**Teachers:**

Athletic Coach	\$ 3,900.00	
Intramural Athletic Coach	280.00	
Regular	358,963.59	
Pianist-Music	1,649.26	
Pianist-Physical Education	2,201.50	
Saturday Seminar Program—URI ..	385.00	
		<u>\$ 367,379.35</u>

Clerks:

Assistant Librarian	2,400.00	
Regular	18,810.88	
Stock	4,252.93	
Extra Services	247.00	
		<u>25,710.81</u>

Custodians	35,508.62
Labor	3,925.50

Transportation:

Pupils	\$ 2,042.93	
Saturday Seminar Program—URI ..	75.62	
		<u>2,118.55</u>

Travel:

Teachers	75.00
----------------	-------

Books:

Text and Reference	\$ 4,650.45	
Subscriptions	502.40	
Rebinding	288.75	
Library	522.62	
		<u>5,964.22</u>

Supplies:**Educational:**

Athletic	\$ 5,391.98	
Instructional	9,025.57	
		<u>14,417.55</u>
Custodial	1,395.40	
Maintenance	1,185.33	

Amount carried forward \$ 457,680.33

Amount brought forward \$ 457,680.33

Equipment:

New	\$ 248.33	
Maintenance	3,596.89	
Replacement	229.10	
		<u>4,074.32</u>

Fuel	5,734.02
Light	4,251.28
Postage	177.75
Water	473.35
Building:	
Repairs	<u>2,300.64</u>

\$ 474,691.69

Classical High School

Salaries:

Teachers:

Athletic Coach	\$ 2,500.00	
Intramural Athletic Coach.....	376.00	
Regular	394,893.62	
Pianist-Music	500.20	
Saturday Seminar Program—URI..	770.00	
		<u>\$ 399,039.82</u>

Clerks:

Assistant Librarian	\$ 3,447.68	
Regular	11,327.06	
Stock Clerk	3,823.75	
Extra Services	217.00	
		<u>18,815.49</u>

Custodians	24,217.42
Labor	<u>2,512.35</u>

Transportation:

Pupils	\$ 2,119.41	
Saturday Seminar Program—URI	151.24	
		<u>2,270.65</u>

Travel:

Teachers	84.50
----------------	-------

Books:

Text and Reference	\$ 5,907.85	
Subscriptions	68.70	
Library	749.42	
		<u>6,725.97</u>

Amounts carried forward \$ 453,666.20 \$ 474,691.69

REPORT OF THE SCHOOL COMMITTEE

43

Amounts brought forward \$ 453,666.20 \$ 474,691.69

Supplies:

Educational:

Athletic \$ 4,002.83
Instructional 5,119.90

9,122.73

Custodial 655.20
Maintenance 705.89

Equipment:

New \$ 23.60
Replacement 84.50
Maintenance 502.80

610.90

Fuel 3,257.88
Light 2,605.09
Postage 140.00
Water 397.05

Building:

Repairs 4,779.41

475,940.35

Hope High School

Salaries:

Teachers:

Athletic Coach \$ 6,300.00
Intramural Athletic Coach 1,528.00
Regular 649,479.74
Pianist-Music 1,032.00
Pianist-Physical Education 740.00
Saturday Seminar Program—URI.. 770.00

\$ 659,849.74

Clerks:

Assistant Librarian \$ 3,658.88
Regular 22,258.50
Stock 5,124.96
Extra Services 252.00

31,294.34

Custodians 86,622.19
Labor 20,777.59

Amounts carried forward \$ 798,543.86 \$ 950,632.04

Amounts brought forward \$ 798,543.86 \$ 950,632.04

Transportation:

Teachers	\$ 150.00	
Pupils	825.37	
Saturday Seminar Program—URI	151.24	
		<u>1,126.65</u>

Travel:

Teachers	110.74
----------------	--------

Books:

Text and Reference	\$ 5,781.59	
Subscriptions	234.90	
Rebinding	596.15	
Library	900.58	
		<u>7,513.22</u>

Supplies:

Educational:

Athletic	\$ 3,554.09	
Instructional	12,886.44	
		<u>16,440.53</u>

Custodial	2,733.15
Maintenance	5,125.51

Equipment:

New	\$ 24.50	
Maintenance	3,930.31	
Replacement	7,800.15	
		<u>11,754.96</u>

Fuel	17,268.51
Light	12,162.21
Postage	315.00
Telephone	1,563.17
Water	865.13

Building:

Repairs	\$ 829.95	
Repairs (NDEA)	3,321.68	
		<u>4,151.63</u>

879,674.23

Amount carried forward \$ 1,830,306.27

REPORT OF THE SCHOOL COMMITTEE

45

Amount brought forward \$ 1,830,306.27

Mt. Pleasant High School

Salaries:

Teachers:

Athletic Coach	\$ 3,500.00	
Intramural Athletic Coach	952.00	
Regular	589,216.98	
Pianist-Music	610.50	
Pianist-Physical Education	740.00	
Saturday Seminar Program—URI...	385.00	
Workshop in Modern Mathematics	167.00	
		\$ 595,571.48

Clerks:

Assistant Librarian	\$ 3,456.34	
Regular	17,289.24	
Stock	4,920.00	
Extra Services	252.00	
		25,917.58

Custodians 68,837.23

Labor 10,697.97

Transportation:

Pupils	\$ 919.72	
Saturday Seminar Program—URI	75.62	
		995.34

Travel:

Teacher 300.00

Books:

Text and Reference	\$ 4,810.68	
Subscriptions	762.20	
Rebinding	270.00	
Library	946.87	
		6,789.75

Supplies:

Educational:

Athletic	\$ 2,627.06	
Instructional	12,821.76	
		15,448.82

Custodial 2,434.24

Maintenance 5,243.20

Amounts carried forward \$ 732,235.61 \$ 1,830,306.27

REPORT OF THE SCHOOL COMMITTEE

Amounts brought forward \$ 732,235.61 \$ 1,830,306.27

Equipment:

New \$ 6.50
 Maintenance 6,298.00
 Replacement 1,578.85

7,883.35

Fuel 14,110.27
 Light 10,227.00
 Postage 335.00
 Telephone 1,084.73
 Water 909.67

Building:

Repairs 4,143.04

770,928.67

Providence High School Stadium

Salaries:

Custodians \$ 7,221.35
 Labor 5,500.55

Supplies:

Custodial 141.69
 Maintenance 1,000.64

Equipment:

Maintenance 1,375.97

Light 1,393.23
 Telephone 79.90
 Water 322.74

Building:

Repairs 1,256.85

18,292.92

Gymnasium

Salaries:

Custodians \$ 18,524.38
 Labor 988.78

Supplies:

Educational:
 Instructional. 1.24
 Custodial 938.22
 Maintenance 989.22

Amounts carried forward \$ 21,441.84 \$ 2,619,527.86

Amounts brought forward \$ 21,441.84 \$ 2,619,527.86

Equipment:

Maintenance \$ 118.30
 Fuel 1,577.03
 Light 1,486.46
 Water 189.10

Building:

Repairs 221.49

25,034.22

Central Heating Plant

Salaries:

Custodians \$ 33,674.69
 Labor 582.30

Supplies:

Custodial 244.44
 Maintenance 3,252.73

Equipment:

Maintenance 94.83
 Light 270.50
 Telephone 159.67
 Water 499.15

Building:

Repairs 327.72

39,106.03

Junior High Schools

Salaries:

Teachers:
 Regular \$1,706,153.89
 Athletic Leagues 2,200.00
 Pianist—Music 54.00
 \$1,708,412.89

Clerks:

Regular 49,063.20
 Custodians 319,622.64
 Labor 48,253.67

Amounts carried forward \$2,125,352.40 \$ 2,683,668.11

REPORT OF THE SCHOOL COMMITTEE

Amounts brought forward	\$2,125,352.40	\$ 2,683,668.11
Transportation:		
Pupils	\$ 1,266.25	
Junior High		
Motivation Program—URI	107.87	
		1,374.12
Books:		
Text and Reference	\$ 14,968.79	
Subscriptions	1,662.18	
Rebinding	1,159.05	
Library	3,789.94	
		21,579.96
Supplies:		
Educational:		
Athletic	\$ 3,473.12	
Instructional	35,604.80	
		39,077.92
Custodial		7,888.98
Maintenance		15,756.86
Equipment:		
New	\$ 68.77	
Maintenance	5,937.06	
Replacement	823.42	
		6,829.25
Fuel		55,338.53
Light		34,991.03
Postage		473.00
Telephone		5,533.79
Water		2,818.96
Buildings:		
Repairs		41,790.10
		2,358,804.90
Elementary Schools & Kindergartens		
Salaries:		
Teachers:		
Regular	\$3,333,404.68	
Assistant to Teachers	2,310.00	
Philharmonic (Children's Concerts)	3,505.19	
Television (In-School)	6,843.75	
Safety Patrol Assembly		
in Washington	60.00	
Workshop in Modern Mathematics	167.00	
		3,346,290.62
Amounts carried forward	\$3,346,290.62	\$ 5,042,473.01

Amounts brought forward \$3,346,290.62 \$ 5,042,473.01

Clerks:

Itinerant \$ 46,712.32
 Regular 35,829.92
 Stock. 2,792.31

85,334.55

Custodians 469,187.72

Labor 59,410.80

Transportation:

Teachers \$ 250.00
 Pupils 4,137.66

4,387.66

Travel 414.14

Books:

Text and Reference \$ 33,624.90
 Subscriptions 2,302.65

35,927.55

Supplies:

Educational:
 Instructional 62,121.95
 Custodial 14,405.37
 Maintenance 27,956.54

Equipment:

New \$ 3,037.23
 Maintenance 6,631.19
 Replacement 697.79

10,366.21

Fuel 103,764.12

Light 70,207.22

Postage 472.50

Telephone 8,282.82

Water 7,499.34

Buildings:

Repairs 114,221.65
 Miscellaneous 12.50

4,420,263.26

Schools for Educable Children

Salaries:

Teachers \$ 193,846.23
 Custodians 24,157.45
 Labor 3,831.12

Transportation:

Pupils 18,275.00

Amounts carried forward \$ 240,109.80 \$ 9,462,736.27

Amounts brought forward \$ 240,109.80 \$ 9,462,736.27

Books:

Text and Reference \$ 1,028.46
 Subscriptions 43.85

1,072.31

Supplies:

Educational:

Instructional 1,984.42
 Custodial 837.92
 Maintenance 1,666.43

Equipment:

Maintenance 14.00
 Fuel 5,259.58
 Light 3,542.13
 Water 329.26

254,815.85

Schools for Crippled Children

Salaries:

Teachers \$ 15,275.31
 Assistant to Teachers 2,365.00

\$17,640.31

Custodians 1,840.72
 Labor 131.12

Transportation:

Pupils 2,977.06

Books:

Text and Reference \$ 161.77
 Subscriptions 10.00

171.77

Supplies:

Educational:

Instructional 385.53
 Custodial 73.56
 Maintenance 67.78

Equipment:

New \$ 3.90
 Maintenance 501.00

504.90

Amounts carried forward \$ 23,792.75 \$ 9,717,552.12

Amounts brought forward \$ 23,792.75 \$ 9,717,552.12

Fuel	337.44
Light	213.42
Postage	6.00
Telephone	171.47
Water	35.92

24,557.00

Physically Disabled in Homes

Salaries:

Teachers \$ 44,415.50

Transportation:

Teachers 739.50

Supplies:

Educational:

Instructional	106.99
Postage	2.50

45,264.49

Health Opportunity Schools

Salaries:

Teachers	\$ 13,647.75
Custodians	2,517.17
Labor	227.84

Transportation:

Pupils 3,301.17

Books:

Text and Reference	\$ 132.29
Subscriptions	12.50

144.79

Supplies:

Educational:

Instructional	102.62
Custodial	72.35
Maintenance	139.95
Fuel	426.30
Light	428.66
Water	14.69

21,023.29

Amount carried forward \$ 9,808,396.90

Amount brought forward \$ 9,808,396.90

Sight Conservation Schools

Salaries:

Teachers	\$ 13,813.33
Custodians	2,058.87
Labor	172.59

Transportation:

Pupils	1,583.13
--------------	----------

Books:

Text & Reference	19.27
------------------------	-------

Supplies:

Educational:

Instructional	143.89
Custodial	59.47
Maintenance	60.35

Equipment:

Maintenance	49.00
Fuel	357.19
Light	362.45
Water	17.36

18,696.95

Mentally Retarded Classes

Salaries:

Teachers	\$ 28,033.62
Custodians	3,983.80
Labor	1,024.92

Transportation:

Pupils	10,444.15
--------------	-----------

Supplies:

Educational:

Instructional	220.20
Custodial	125.00
Maintenance	296.80

Fuel	696.76
Light	451.56
Water	27.64

45,304.45

Amount carried forward \$ 9,872,398.30

Amount brought forward \$ 9,872,398.30

Emotionally Disturbed School

Salaries:

Teachers	\$ 7,543.29
Custodians	1,098.94
Labor	48.56

Transportation:

Pupils	432.71
--------------	--------

Travel:

Teacher	4.00
---------------	------

Supplies:

Educational:

Instructional	139.53
Custodial	35.78
Maintenance	24.38

Fuel	111.41
Light	226.73
Water	6.56

9,671.89

Hard of Hearing Classes

Transportation:

Pupils	3,907.29
--------------	----------

Central Vocational Division

Salaries:

Teachers:

Regular	\$ 125,281.26
Jewelry Class	1,450.00
Apprenticeship Classes	7,432.50
Plumbers Training Classes	3,315.00

\$ 137,478.76

Clerks:

Short Unit	896.00
Custodians	26,004.62
Labor	3,854.79

Transportation:

Teacher	55.00
---------------	-------

Books:

Text and Reference	\$ 117.63
Subscriptions	22.30

139.93

Amounts carried forward \$ 168,429.10 \$ 9,885,977.48

Amounts brought forward \$ 168,429.10 \$ 9,885,977.48

Supplies:**Educational:**

Instructional 9,178.19
Custodial 1,038.69
Maintenance 668.23

Equipment:

Maintenance 329.66

Fuel 7,846.02

Light 4,204.72

Telephone 174.04

Water 475.64

Building:

Repairs 281.48

192,625.77

EVENING SCHOOLS**Central Evening High School****Salaries:**

Teachers \$ 19,386.00
Clerks 2,228.00
Custodians 3,139.20

Books:

Text & Reference 515.33

Supplies:**Educational:**

Instructional 757.22

Equipment:

Replacement 46.16

Miscellaneous:

Advertisement 334.56

Postage 21.25

26,427.72

Central Vocational Evening School**Supplies:****Educational:**

Instructional \$ 105.23

Miscellaneous:

Advertising 130.00

Postage 10.00

245.23

Summer School**Salaries:**

Teachers \$ 4,090.00
Clerk 400.00

Miscellaneous:

Advertising 350.40

4,840.40

\$10,110,116.60

1

a	b	c	d	e	f	g	h	i	j	k	l	m	n	o	p	q	r	s	t	u	v	w	x	y	z	aa	ab	ac	ad	ae	af	ag	ah	ai	aj	ak	al	am	an	ao	ap	aq	ar	as	at	au	av	aw	ax	ay	az	ba	bb	bc	bd	be	bf	bg	bh	bi	bj	bk	bl	bm	bn	bo	bp	bq	br	bs	bt	bu	bv	bw	bx	by	bz	ca	cb	cc	cd	ce	cf	cg	ch	ci	cj	ck	cl	cm	cn	co	cp	cq	cr	cs	ct	cu	cv	cw	cx	cy	cz	da	db	dc	dd	de	df	dg	dh	di	dj	dk	dl	dm	dn	do	dp	dq	dr	ds	dt	du	dv	dw	dx	dy	dz	ea	eb	ec	ed	ee	ef	eg	eh	ei	ej	ek	el	em	en	eo	ep	eq	er	es	et	eu	ev	ew	ex	ey	ez	fa	fb	fc	fd	fe	ff	fg	fh	fi	fj	fk	fl	fm	fn	fo	fp	fq	fr	fs	ft	fu	fv	fw	fx	fy	fz	ga	gb	gc	gd	ge	gf	gg	gh	gi	gj	gk	gl	gm	gn	go	gp	gq	gr	gs	gt	gu	gv	gw	gx	gy	gz	ha	hb	hc	hd	he	hf	hg	hh	hi	hj	hk	hl	hm	hn	ho	hp	hq	hr	hs	ht	hu	hv	hw	hx	hy	hz	ia	ib	ic	id	ie	if	ig	ih	ii	ij	ik	il	im	in	io	ip	iq	ir	is	it	iu	iv	iw	ix	iy	iz	ja	jb	jc	jd	je	jf	jj	jh	ji	jj	jk	jl	jm	jn	jo	jp	jq	jr	js	jt	ju	jv	jw	jx	ky	kz	la	lb	lc	ld	le	lf	lg	lh	li	lj	lk	ll	lm	ln	lo	lp	lq	lr	ls	lt	lu	lv	lw	lx	ly	lz	ma	mb	mc	md	me	mf	mg	mh	mi	mj	mk	ml	mm	mn	mo	mp	mq	mr	ms	mt	mu	mv	mw	mx	my	mz	na	nb	nc	nd	ne	nf	ng	nh	ni	nj	nk	nl	nm	nn	no	np	nq	nr	ns	nt	nu	nv	nw	nx	ny	nz	oa	ob	oc	od	oe	of	og	oh	oi	oj	ok	ol	om	on	oo	op	oq	or	os	ot	ou	ov	ow	ox	oy	oz	pa	pb	pc	pd	pe	pf	pg	ph	pi	pj	pk	pl	pm	pn	po	pp	pq	pr	ps	pt	pu	pv	pw	px	py	pz	qa	qb	qc	qd	qe	qf	qg	qh	qi	qj	qk	ql	qm	qn	qo	qp	qq	qr	qs	qt	qu	qv	qw	qx	qy	qz	ra	rb	rc	rd	re	rf	rg	rh	ri	rj	rk	rl	rm	rn	ro	rp	rq	rr	rs	rt	ru	rv	rw	rx	ry	rz	sa	sb	sc	sd	se	sf	sg	sh	si	sj	sk	sl	sm	sn	so	sp	sq	sr	ss	st	su	sv	sw	sx	sy	sz	ta	tb	tc	td	te	tf	tg	th	ti	tj	tk	tl	tm	tn	to	tp	tq	tr	ts	tt	tu	tv	tw	tx	ty	tz	ua	ub	uc	ud	ue	uf	ug	uh	ui	uj	uk	ul	um	un	uo	up	uq	ur	us	ut	uu	uv	uw	ux	uy	uz	va	vb	vc	vd	ve	vf	vg	vh	vi	vj	vk	vl	vm	vn	vo	vp	vq	vr	vs	vt	vu	vv	vw	vx	vy	vz	wa	wb	wc	wd	we	wf	wg	wh	wi	wj	wk	wl																																																																																																																																																																																																																																																																																																																																																																																																																																																																																																																																																																																																																																																																																																																																													</
---	---	---	---	---	---	---	---	---	---	---	---	---	---	---	---	---	---	---	---	---	---	---	---	---	---	----	----	----	----	----	----	----	----	----	----	----	----	----	----	----	----	----	----	----	----	----	----	----	----	----	----	----	----	----	----	----	----	----	----	----	----	----	----	----	----	----	----	----	----	----	----	----	----	----	----	----	----	----	----	----	----	----	----	----	----	----	----	----	----	----	----	----	----	----	----	----	----	----	----	----	----	----	----	----	----	----	----	----	----	----	----	----	----	----	----	----	----	----	----	----	----	----	----	----	----	----	----	----	----	----	----	----	----	----	----	----	----	----	----	----	----	----	----	----	----	----	----	----	----	----	----	----	----	----	----	----	----	----	----	----	----	----	----	----	----	----	----	----	----	----	----	----	----	----	----	----	----	----	----	----	----	----	----	----	----	----	----	----	----	----	----	----	----	----	----	----	----	----	----	----	----	----	----	----	----	----	----	----	----	----	----	----	----	----	----	----	----	----	----	----	----	----	----	----	----	----	----	----	----	----	----	----	----	----	----	----	----	----	----	----	----	----	----	----	----	----	----	----	----	----	----	----	----	----	----	----	----	----	----	----	----	----	----	----	----	----	----	----	----	----	----	----	----	----	----	----	----	----	----	----	----	----	----	----	----	----	----	----	----	----	----	----	----	----	----	----	----	----	----	----	----	----	----	----	----	----	----	----	----	----	----	----	----	----	----	----	----	----	----	----	----	----	----	----	----	----	----	----	----	----	----	----	----	----	----	----	----	----	----	----	----	----	----	----	----	----	----	----	----	----	----	----	----	----	----	----	----	----	----	----	----	----	----	----	----	----	----	----	----	----	----	----	----	----	----	----	----	----	----	----	----	----	----	----	----	----	----	----	----	----	----	----	----	----	----	----	----	----	----	----	----	----	----	----	----	----	----	----	----	----	----	----	----	----	----	----	----	----	----	----	----	----	----	----	----	----	----	----	----	----	----	----	----	----	----	----	----	----	----	----	----	----	----	----	----	----	----	----	----	----	----	----	----	----	----	----	----	----	----	----	----	----	----	----	----	----	----	----	----	----	----	----	----	----	----	----	----	----	----	----	----	----	----	----	----	----	----	----	----	----	----	----	----	----	----	----	----	----	----	----	----	----	----	----	----	----	----	----	----	----	----	----	----	----	----	----	----	----	----	----	----	----	----	----	----	----	----	----	----	----	----	----	----	----	----	----	----	----	----	----	----	----	----	----	----	----	----	----	----	----	----	----	----	----	----	----	----	----	----	----	----	----	----	----	----	----	----	----	----	----	----	----	----	----	----	----	----	----	----	----	----	----	----	--	--	--	--	--	--	--	--	--	--	--	--	--	--	--	--	--	--	--	--	--	--	--	--	--	--	--	--	--	--	--	--	--	--	--	--	--	--	--	--	--	--	--	--	--	--	--	--	--	--	--	--	--	--	--	--	--	--	--	--	--	--	--	--	--	--	--	--	--	--	--	--	--	--	--	--	--	--	--	--	--	--	--	--	--	--	--	--	--	--	--	--	--	--	--	--	--	--	--	--	--	--	--	--	--	--	--	--	--	--	--	--	--	--	--	--	--	--	--	--	--	--	--	--	--	--	--	--	--	--	--	--	--	--	--	--	--	--	--	--	--	--	--	--	--	--	--	--	--	--	--	--	--	--	--	--	--	--	--	--	--	--	--	--	--	--	--	--	--	--	--	--	--	--	--	--	--	--	--	--	--	--	--	--	--	--	--	--	--	--	--	--	--	--	--	--	--	--	--	--	--	--	--	--	--	--	--	--	--	--	--	--	--	--	--	--	--	--	--	--	--	--	--	--	--	--	--	--	--	--	--	--	--	--	--	--	--	--	--	--	--	--	--	--	--	--	--	--	--	--	--	--	--	--	--	--	--	--	--	--	--	--	--	--	--	--	--	--	--	--	--	--	--	--	--	--	--	--	--	--	--	--	--	--	--	--	--	--	--	--	--	--	--	--	--	--	--	--	--	--	--	--	--	--	--	--	--	--	--	--	--	--	--	--	--	--	--	--	--	--	--	--	--	--	--	--	--	--	--	--	--	--	--	--	--	--	--	--	--	--	--	--	--	--	--	--	--	--	--	--	--	--	--	--	--	--	--	--	--	--	--	--	--	--	--	--	--	--	--	--	--	--	--	--	--	--	--	--	--	--	--	--	--	--	--	--	--	--	--	--	--	--	--	--	--	--	--	--	--	--	--	--	--	--	--	--	--	--	--	--	--	--	--	--	--	--	--	--	--	--	--	--	--	--	--	--	--	--	--	--	--	--	--	--	--	--	--	--	--	--	--	--	--	--	--	--	--	--	--	--	--	--	--	--	--	--	--	--	--	--	--	--	--	--	--	--	--	--	--	--	--	--	--	--	--	--	--	--	--	--	--	--	--	--	--	--	--	--	--	--	--	--	--	--	--	--	--	--	--	--	--	--	--	--	--	--	--	--	--	--	--	--	--	--	--	--	--	--	--	--	--	--	--	--	--	--	--	--	--	--	--	--	--	--	--	--	--	--	--	--	--	--	--	--	--	--	--	--	--	--	--	--	--	--	--	--	--	--	--	--	--	--	--	--	--	--	--	--	--	--	--	--	--	--	--	--	--	--	--	--	--	--	--	--	--	--	--	--	--	--	--	--	--	--	--	--	--	--	--	--	--	--	--	--	--	--	--	--	--	--	--	--	--	--	--	--	--	--	--	--	--	--	--	--	--	--	--	--	--	--	--	--	--	--	--	--	--	--	--	--	--	--	--	--	--	--	--	--	--	--	--	--	--	--	--	--	--	--	--	--	--	--	--	--	--	--	--	--	--	--	--	--	--	--	--	--	--	--	--	--	--	--	--	--	--	--	--	--	--	--	--	--	--	--	--	--	--	--	--	--	--	--	--	--	--	--	--	--	--	--	--	--	--	--	--	--	----

***SALARIES AND NUMBER OF TEACHERS OCTOBER 30, 1964**
Junior High

SALARY	11,387.50		11,837.50		12,287.50		12,737.50		13,187.50		13,637.50		14,087.50		14,537.50		14,987.50		15,437.50		15,887.50		16,337.50		16,787.50		17,237.50		17,687.50		18,137.50		18,587.50		19,037.50		19,487.50		19,937.50		20,387.50		20,837.50		21,287.50		21,737.50		22,187.50		22,637.50		23,087.50		23,537.50		23,987.50		24,437.50		24,887.50		25,337.50		25,787.50		26,237.50		26,687.50		27,137.50		27,587.50		28,037.50		28,487.50		28,937.50		29,387.50		29,837.50		30,287.50		30,737.50		31,187.50		31,637.50		32,087.50		32,537.50		32,987.50		33,437.50		33,887.50		34,337.50		34,787.50		35,237.50		35,687.50		36,137.50		36,587.50		37,037.50		37,487.50		37,937.50		38,387.50		38,837.50		39,287.50		39,737.50		40,187.50		40,637.50		41,087.50		41,537.50		41,987.50		42,437.50		42,887.50		43,337.50		43,787.50		44,237.50		44,687.50		45,137.50		45,587.50		46,037.50		46,487.50		46,937.50		47,387.50		47,837.50		48,287.50		48,737.50		49,187.50		49,637.50		50,087.50		50,537.50		50,987.50		51,437.50		51,887.50		52,337.50		52,787.50		53,237.50		53,687.50		54,137.50		54,587.50		55,037.50		55,487.50		55,937.50		56,387.50		56,837.50		57,287.50		57,737.50		58,187.50		58,637.50		59,087.50		59,537.50		59,987.50		60,437.50		60,887.50		61,337.50		61,787.50		62,237.50		62,687.50		63,137.50		63,587.50		64,037.50		64,487.50		64,937.50		65,387.50		65,837.50		66,287.50		66,737.50		67,187.50		67,637.50		68,087.50		68,537.50		68,987.50		69,437.50		69,887.50		70,337.50		70,787.50		71,237.50		71,687.50		72,137.50		72,587.50		73,037.50		73,487.50		73,937.50		74,387.50		74,837.50		75,287.50		75,737.50		76,187.50		76,637.50		77,087.50		77,537.50		77,987.50		78,437.50		78,887.50		79,337.50		79,787.50		80,237.50		80,687.50		81,137.50		81,587.50		82,037.50		82,487.50		82,937.50		83,387.50		83,837.50		84,287.50		84,737.50		85,187.50		85,637.50		86,087.50		86,537.50		86,987.50		87,437.50		87,887.50		88,337.50		88,787.50		89,237.50		89,687.50		90,137.50		90,587.50		91,037.50		91,487.50		91,937.50		92,387.50		92,837.50		93,287.50		93,737.50		94,187.50		94,637.50		95,087.50		95,537.50		95,987.50		96,437.50		96,887.50		97,337.50		97,787.50		98,237.50		98,687.50		99,137.50		99,587.50		100,037.50		100,487.50		100,937.50		101,387.50		101,837.50		102,287.50		102,737.50		103,187.50		103,637.50		104,087.50		104,537.50		104,987.50		105,437.50		105,887.50		106,337.50		106,787.50		107,237.50		107,687.50		108,137.50		108,587.50		109,037.50		109,487.50		109,937.50		110,387.50		110,837.50		111,287.50		111,737.50		112,187.50		112,637.50		113,087.50		113,537.50		113,987.50		114,437.50		114,887.50		115,337.50		115,787.50		116,237.50		116,687.50		117,137.50		117,587.50	
--------	-----------	--	-----------	--	-----------	--	-----------	--	-----------	--	-----------	--	-----------	--	-----------	--	-----------	--	-----------	--	-----------	--	-----------	--	-----------	--	-----------	--	-----------	--	-----------	--	-----------	--	-----------	--	-----------	--	-----------	--	-----------	--	-----------	--	-----------	--	-----------	--	-----------	--	-----------	--	-----------	--	-----------	--	-----------	--	-----------	--	-----------	--	-----------	--	-----------	--	-----------	--	-----------	--	-----------	--	-----------	--	-----------	--	-----------	--	-----------	--	-----------	--	-----------	--	-----------	--	-----------	--	-----------	--	-----------	--	-----------	--	-----------	--	-----------	--	-----------	--	-----------	--	-----------	--	-----------	--	-----------	--	-----------	--	-----------	--	-----------	--	-----------	--	-----------	--	-----------	--	-----------	--	-----------	--	-----------	--	-----------	--	-----------	--	-----------	--	-----------	--	-----------	--	-----------	--	-----------	--	-----------	--	-----------	--	-----------	--	-----------	--	-----------	--	-----------	--	-----------	--	-----------	--	-----------	--	-----------	--	-----------	--	-----------	--	-----------	--	-----------	--	-----------	--	-----------	--	-----------	--	-----------	--	-----------	--	-----------	--	-----------	--	-----------	--	-----------	--	-----------	--	-----------	--	-----------	--	-----------	--	-----------	--	-----------	--	-----------	--	-----------	--	-----------	--	-----------	--	-----------	--	-----------	--	-----------	--	-----------	--	-----------	--	-----------	--	-----------	--	-----------	--	-----------	--	-----------	--	-----------	--	-----------	--	-----------	--	-----------	--	-----------	--	-----------	--	-----------	--	-----------	--	-----------	--	-----------	--	-----------	--	-----------	--	-----------	--	-----------	--	-----------	--	-----------	--	-----------	--	-----------	--	-----------	--	-----------	--	-----------	--	-----------	--	-----------	--	-----------	--	-----------	--	-----------	--	-----------	--	-----------	--	-----------	--	-----------	--	-----------	--	-----------	--	-----------	--	-----------	--	-----------	--	-----------	--	-----------	--	-----------	--	-----------	--	-----------	--	-----------	--	-----------	--	-----------	--	-----------	--	-----------	--	-----------	--	-----------	--	-----------	--	-----------	--	-----------	--	-----------	--	-----------	--	-----------	--	-----------	--	-----------	--	-----------	--	-----------	--	-----------	--	-----------	--	-----------	--	-----------	--	-----------	--	-----------	--	-----------	--	-----------	--	-----------	--	-----------	--	-----------	--	-----------	--	-----------	--	-----------	--	-----------	--	-----------	--	-----------	--	-----------	--	-----------	--	-----------	--	-----------	--	-----------	--	-----------	--	-----------	--	-----------	--	-----------	--	-----------	--	------------	--	------------	--	------------	--	------------	--	------------	--	------------	--	------------	--	------------	--	------------	--	------------	--	------------	--	------------	--	------------	--	------------	--	------------	--	------------	--	------------	--	------------	--	------------	--	------------	--	------------	--	------------	--	------------	--	------------	--	------------	--	------------	--	------------	--	------------	--	------------	--	------------	--	------------	--	------------	--	------------	--	------------	--	------------	--	------------	--	------------	--	------------	--	------------	--	------------	--

a Heads of Departments (8) b Student Counselors (25) c Master's Degree (30) d Doctor's Degree (1)

a. Heads of Departments (8) b. Student Counselors (25) c. Master's Degree (30)
• These salaries include \$400 for Doctor's Degree and \$200 for Master's Degree.

* These salaries include \$400 for Doctor's Degree and \$200 for Master's Degree.

****SALARIES AND NUMBER OF TEACHERS OCTOBER 30, 1964**

Elementary

* These salaries include \$200 for Master's Degree. ** Less than full time position.

IV

*SALARIES AND NUMBER OF TEACHERS OCTOBER 30, 1964
Special

SALARY	7925	7775	7725		7525		7425	7325	7200	7100	6500		6200	5625		5000	**4395	Total		Total	Total	Total		
			M	W	M	W					M	W		M	W			M	W				M & W	
Educable Children.....	5a 5	3	13	2	1	1	1	1	2	7	22	29	\$ 48,000.00	\$162,175.00	\$210,175.00	
Emotionally Disturbed	1	1	1	1	2	5,625.00	5,000.00	10,625.00	
Crippled Children.....	1a 1	1a 1	1a 1	3	1	1	8	9	7,525.00	56,720.00	64,245.00	
Health Opportunity.....	1	1	2	2	14,725.00	14,725.00	14,725.00
Sight Conservation.....	1a 1	1a 1	2	2	14,825.00	14,825.00	14,825.00
	5	1	3	15	1	1	3	1	1	1	2	1	1	2	1	3	1	1	9	35	44	\$ 61,150.00	\$253,445.00	\$314,595.00
Total Teachers.....	5	1	18	2	3	1	1	1	3	1	3	3	1	1	44	
Total Salaries.....	39,625.00	7,775.00	139,050.00	15,050.00	14,850.00	21,975.00	7,200.00	7,100.00	19,500.00	6,200.00	16,875.00	15,000.00	4,395.00	\$314,595.00	

a Master's Degree (10).
* These salaries include \$200 for Master's Degree. ** Less than full-time position.

Δ

* These salaries include \$400 for Doctor's Degree, and \$200 for Master's Degree.
 ** Less than full-time position.

VI

SUMMARY

Total Number of Teachers and Total Amount of Salaries Oct. 30, 1964*

	M	Salaries	W	Salaries	M & W	Salaries
	7† 2‡				7† 2‡	
Senior High Schools.....	199	\$1,268,012.40	152	\$1,033,950.00	351	\$2,301,962.40
Junior High Schools.....	138	890,526.10	128	853,468.70	266	1,743,994.80
Elementary Schools.....	27	180,417.50	502	3,349,860.00	529	3,530,277.50
Special Schools.....	9	61,150.00	35	253,445.00	44	314,595.00
Directors, Supervisors and Teachers of Special Subjects.....	29	192,800.00	55	374,992.50	84	567,792.50
	7† 2‡				7† 2‡	
Total.....	402	\$2,592,906.00	872	\$5,865,716.20	1274	\$8,458,622.20

†Duplicates, not counted in total number of teachers.

‡Duplicates, not counted in total number of teachers.

*These salaries include \$400 for Doctor's Degree, and \$200 for Master's Degree.