

ANNUAL REPORT

PROVIDENCE POLICE DEPARTMENT

1958



PROVIDENCE POLICE DEPARTMENT

HEADQUARTERS

209 FOUNTAIN ST., PROVIDENCE 3, R. I.

JOHN A. MURPHY, CHIEF



IN CITY COUNCIL

FEB 19 1959

Honorable John B. Dunn
Commissioner of Public Safety
Police Headquarters
Providence, Rhode Island

READ:
WHEREUPON IT IS ORDERED THAT
THE SAME BE RECEIVED.

D. Everett Whelan
CLERK

Dear Sir:

The Annual Report of the Providence Police Department for the Calendar Year of 1958 has been completed, and it is submitted herewith for your inspection.

Crime in the United States, as compiled by the Federal Bureau of Investigation, for the first nine months of 1958 exceeded the all time high established in 1957 by 13%. We have experienced a rise in the crime rate in Providence. However, when the new total is compiled by the Federal Bureau of Investigation, and when the figures for the Full Calendar Year of 1958 are in, it is felt that our total, when compared with crime figures in other Cities in our population group, is below the National Average.

Because of the fact that 80% of those arrested for auto theft, (a category in which we experienced a considerable increase in offenses) are under 18 years of age, we feel that much of the increase noted here is the work of Juveniles, and a great and relentless effort is being directed towards Crime Prevention in that particular age group. Figures in this Annual Report for 1958 will show a tremendous increase not only in actual Automobile Thefts, but also a large increase in thefts from automobiles, also a large increase in thefts of automobile accessories. The increase in thefts of these categories is due mainly to the Public at large, for not locking their cars when they are left unattended, inviting temptation to the Juvenile. 95% of Automobiles stolen were recovered, however.

There was also a large increase in the Robbery Category, particularly handbags being taken from persons. Through a concerted and carefully planned procedure, the majority of these crimes were cleared through the apprehension of a few individuals, who were responsible for the majority of these crimes.

For the second consecutive year, Traffic Accidents and fatalities in the City of Providence have shown a decrease. Providence Traffic Accident statistics show a decrease of one fatality, and 260 less accidents over the year 1957, even though automobile registrations for the State showed a marked increase. As in previous years, this Department co-operated with the Mayor's Traffic Safety Committee and along with a continued safety campaign by members of this Department, strict enforcement, and educational activities aided in attaining these good results.

During the year 1958, Personnel from this Department attended Specialized Schools, out of State, to receive training and experience, and to keep abreast of the latest and most modern methods in Crime Detection and Crime Prevention.



PROVIDENCE POLICE DEPARTMENT

HEADQUARTERS

209 FOUNTAIN ST., PROVIDENCE 3, R. I.

JOHN A. MURPHY, CHIEF



Honorable John B. Dunn

- 2 -

The following Members of this Department attended these out-of-state Specialized Classes:

At Seton Hall University, East Orange, New Jersey, March 3rd through March 10th...Captain George W. Wilding, Lieutenant William E. May, Sergeant Robert Emmett, and Sergeant John J. McGovern... Specialized course on "Human Relations" sponsored by the National Conference of Christians and Jews.

At the Federal Bureau of Investigation, Boston, Massachusetts, conducted by the F.B.I. on "Crime Reporting and Fingerprints"... April 8th and 9th...Captain Howard A. Franklin, and Lieutenant Walter J. Cahill.

At the Federal Bureau of Investigation, National Academy in the Justice Building, Washington D.C., and Quantico, Virginia... August 18th to November 6, 1958...Intensified course on Police Training, Traffic, Organization, Jurisdiction and Co-operative Functions of the Federal Bureau of Investigation, and all related matters to Police Business, including advanced study on the Narcotic problem, and Communism...This Department was represented by Lieutenant Thomas J. O'Rourke, their being but ninety men selected from the United States, Possessions, and Canada...Lieutenant O'Rourke received at his home a Special Commendation, signed personally by J. Edgar Hoover, after he had reviewed his notebook.

At the New York Police Academy, New York City, September 8th through the 19th, Captain George W. Wilding...Specialized course... "Institute for Police Training Officers".

One week course on "Firearms Training", sponsored by the Federal Bureau of Investigation at Wakefield, Massachusetts... Sergeant Noel C. Pinney...September 9th through September 16th.

Patrolman Raymond S. Harrison, and Patrolman Herbert V. Mycroft completed on May 9, 1958, a specialized eight-week course in "Basic Criminalistics", which is the study of scientific methods of Crime Detection at the Rhode Island State University, under the direction of Professor Harrison of the Crime Laboratory.

Also during the latter part of 1958, arrangements were completed to send Lieutenant Walter J. Cahill to a school for selected Specialists for advanced Training in Latent Fingerprint techniques.

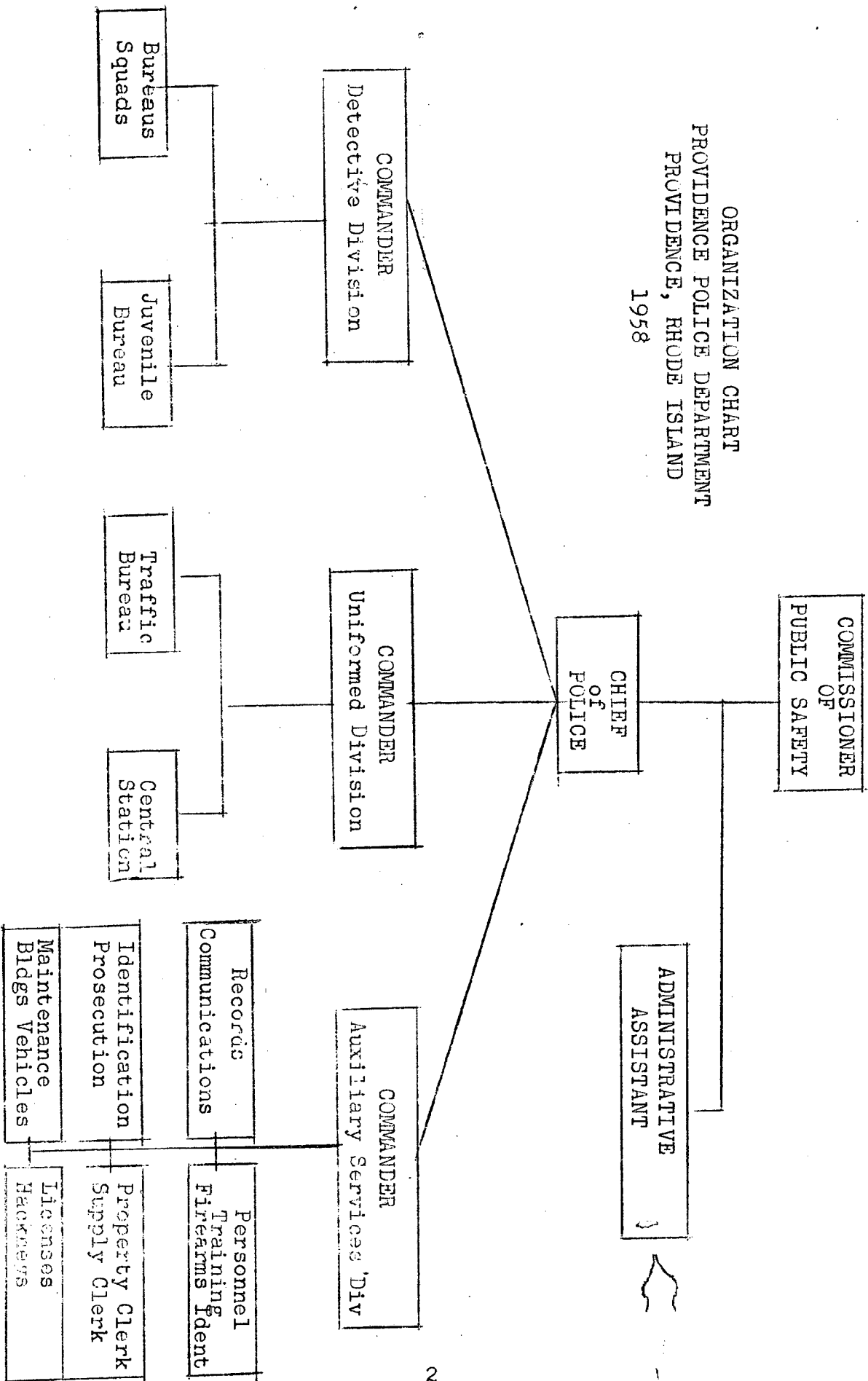
Also, arrangements were completed to have two Officers, Detective Patrolman John F. McMahon and Francis J. O'Connor attend a highly specialized course on Narcotic Law Enforcement at the Police Academy in New York City...This course, also, will be held early in 1959.

Respectfully submitted,

John A. Murphy
JOHN A. MURPHY
Chief of Police

JAM:C

ORGANIZATION CHART
 PROVIDENCE POLICE DEPARTMENT
 PROVIDENCE, RHODE ISLAND
 1958



SUPERIOR OFFICERS
PROVIDENCE POLICE DEPARTMENT

OFFICE OF THE CHIEF OF POLICE

JOHN A. MURPHY, Chief
Charles V. McCormick, Lieutenant

DETECTIVE DIVISION

WALTER E. STONE, Commander

Detective Bureau

Captain Peter H. Osterman	Captain Thomas B. Healey
Lieut. Charles A. McElroy	Lieut. Clarence L. Nadeau
Sergt. Stanley Andrukiewicz	Sergt. Norman F. Cox
Sergt. William E. Cummings	Sergt. William Griego
Sergt. Walter A. McQueeney	

Juvenile Bureau

William E. May, Lieutenant

Sergt Leo F. Hanley	Sergt George A. Lonergan
Sergt Frederick J. McKenna	

UNIFORMED DIVISION

GEORGE E. O'DOWD, Commander

Central Station

Captain	Captain	Captain
James J. Healey	Alexander J. St. Pierre	Walter F. Maginn
Lieutenants	Lieutenants	Lieutenants
Kenneth J. Durrell	Thomas J. Gilchrist	Leo F. Meagher
Joseph F. Neill	George F. Shea	John F. Tiernan
John F. Zubiago		

Central Station

Sergeants

Edward B. Aptt
John F. Deignan
Charles Gormley
John J. Kilduff
Charles A. Lyons
Vincent J. O'Connell
Russell H. See
Leo P. Tranter
Stephen E. Whalen
Daniel P. O'Connor

Sergeants

James A. Buete
Joseph DeMagistris
William J. Hames
William G. Lawton
Alfred E. McCall
William R. Paniccia
William Tooher
Walter J. Nevins
David S. Molloy
Daniel J. Barclay

Sergeants

Frederick T. Cahir
Lawrence E. DeSimone
John A. Harty
Harry J. Lonergan
William McLaughlin
Richard Patterson
Vincent Storti
Raymond Jarvis
Anthony Turchetta
Robert Ricci

Traffic Bureau

James C. Comer, Captain

Lieutenants

Joseph L. Burns, Jr
Morris Stepak

Lieutenants

John J. Lucey

Lieutenants

Thomas J. O'Rourke

Sergeants

Raymond F. Bagley
William J. Dorgan
John J. McGovern

Sergeants

Francis J. Cunningham
John L. Eddy
Joseph J. Rose

Sergeants

Michael J. DiMauro
Robert W. Emmett
Raymond F. Waldruff

AUXILIARY SERVICES DIVISION

WILLIAM T. HOLT, Commander

Captain

Howard A. Franklin

Captain

George W. Wilding

Lieutenant

John J. McKenna

Lieutenant

George P. Blessing

Lieutenant

Walter J. Cahill

Sergeants

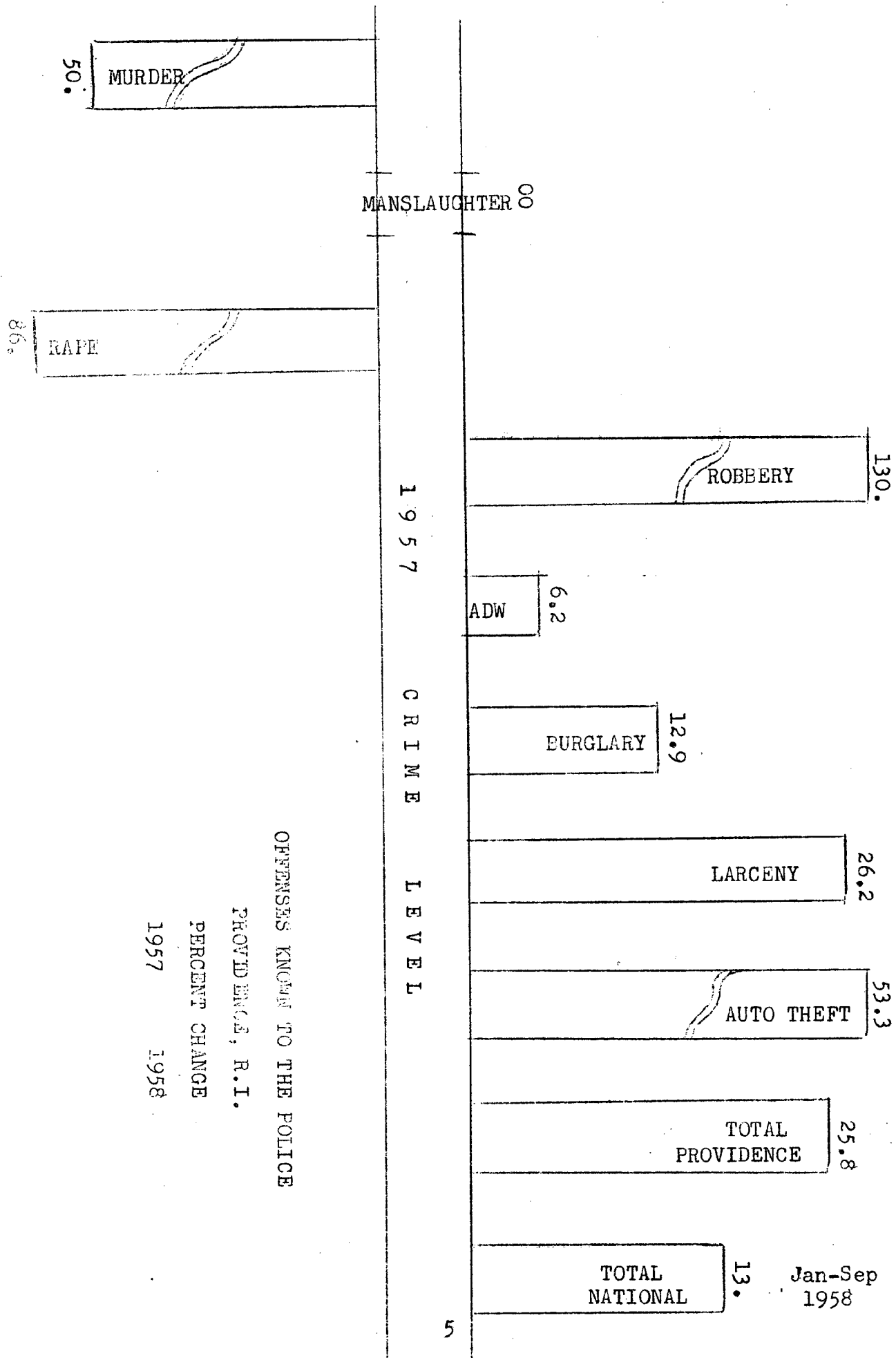
Joseph Barra
Noel C. Pinney

Sergeants

George M. Healy
Patrick J.A. Powers

Sergeants

William A. Leonard
Joseph L. McLaughlin



OFFENSES KNOWN TO THE POLICE

PROVIDENCE, R.I.

PERCENT CHANGE

1957 1958

Jan-Sep 1958

ACTUAL OFFENSES AND CLEARANCES
January 1st to December 31st 1958

OFFENSE	JAN	FEB	MAR	APR	MAY	JUN	JUL	AUG	SEP	OCT	NOV	DEC
MURDER	0	0	1	0	0	0	0	0	0	1	0	0
MANSLAUGHTER	2	1	0	0	3	0	0	0	0	0	0	0
RAPE	1	0	1	0	1	0	0	0	1	0	1	0
ROBBERY	14	15	11	8	13	9	7	6	8	8	11	17
A.D.W.	12	11	10	15	16	9	13	11	15	12	12	17
FURGLARY	158	111	130	159	148	172	153	155	168	183	184	155
LARCENY	296	231	331	373	395	345	334	351	357	489	455	304
AUTO THEFT	140	96	160	139	100	77	49	69	121	112	87	66
TOTAL OFFENSES	623	465	644	694	676	612	556	592	670	805	750	559

CLEARANCES												
MURDER	0	0	0	0	0	0	0	0	0	1	0	0
MANSLAUGHTER	2	1	0	0	3	0	0	0	0	0	0	0
RAPE	0	0	1	0	1	0	0	0	0	0	0	0
ROBBERY	7	4	6	2	7	5	2	1	3	1	2	8
A.D.W.	10	9	5	12	14	5	9	6	14	8	11	12
BURGLARY	40	33	28	17	48	16	31	32	27	14	29	63
LARCENY	59	47	42	37	37	32	41	73	42	57	34	128
AUTO THEFT	37	36	26	26	26	5	13	11	23	15	22	13
TOTAL CLEARANCES	175	130	108	94	136	63	96	123	109	96	98	224

COMPARISON OF OFFENSES

January 1st to December 31st 1957-1958

UNIFORM CLASSIFICATION OF OFFENSES	1957	1958
MURDER.....	4	2
MANSLAUGHTER.....	6	6
*RAPE.....	36	5
ROBBERY.....	55	127
AGGRAVATED ASSAULT.....	144	153
BURGLARY.....	1662	1876
LARCENY.....	3376	4261
AUTO THEFT.....	793	1216
TOTAL.....	6076	7646

*Procedure in Uniform Crime Reporting to the Federal Bureau of Investigation, Washington, D.C. was changed during 1958. Prior to 1958 the F.B.I. required that all cases be reported as Rape when the female was under 16 and unable to consent legally. (Carnal Knowledge) This category is now limited to Forcible Rape

COMPARISON OF CLEARANCES

January 1st to December 31st 1957-1958

UNIFORM CLASSIFICATION OF OFFENSES	PERCENT CLEARANCE PROVIDENCE	PERCENT CLEARANCE NATIONAL
	1957	1958 *Jan-Jun 1957
MURDER.....	100.	50. 91.9
MANSLAUGHTER.....	100.	100. 87.2
RAPE.....	86.1	40. 77.3
ROBBERY.....	41.8	37.8 41.8
AGGRAVATED ASSAULT.....	74.3	75.1 78.1
BURGLARY.....	30.9	20.1 30.8
LARCENY.....	18.1	14.7 20.2
AUTO THEFT.....	26.3	22.4 29.9
TOTAL.....	24.8	19. % 27.3 %

*Latest figures available

TABLE OF OFFENSES KNOWN TO THE POLICE AND VALUE OF PROPERTY
STOLEN

January 1st to December 31st 1958

UNIFORM CLASSIFICATION OF OFFENSES	OFFENSES	VALUE PROPERTY STOLEN
1. CRIMINAL HOMICIDE		
A. Murder & Non-Negligent Mnsltr	2	
B. Manslaughter by Negligence	6	
TOTAL.....	8	
2. RAPE		
	5	
3. ROBBERY		
A. Highway.....	62	\$ 4,725.
B. Miscellaneous.....	65	14,688.
TOTAL.....	127	\$ 19,414.
4. BURGLARY (Breaking & Entering)		
A. Residence.....	500	\$ 92,302.
B. Non-Residence (store-office)...	1376	89,084.
TOTAL.....	1876	\$ 181,387.
5. LARCENY		
A. \$50. & over in value.....	1287	\$ 229,372.
B. \$5. to \$50. in value.....	2592	35,042.
C. Under \$5. in value.....	382	679.
TOTAL.....	4261	\$ 265,094.
6. AUTO THEFT		
A. Joy Riding.....	1049	\$ 555,622.
B. All Other.....	167	192,746.
TOTAL.....	1216	\$ 748,369.
x5. NATURE OF LARCENIES IN ITEM 5		
A. Purse Snatching.....	34	\$ 2,509.
B. Pocket Picking.....	72	1,286.
C. Shoplifting.....	200	1,834.
D. Thefts from Auto.....	883	106,000.
E. Auto Accessories.....	1597	42,336.
F. Bicycles.....	443	14,538.
G. All Other.....	1032	96,587.
TOTAL.....	4261	265,094.

TABLE COMPARING THE VALUE OF PROPERTY STOLEN IN PROVIDENCE
WITH THE NATIONAL AVERAGE

CLASSIFICATION OF OFFENSES	Number of Offenses	Value of Property Stolen	Average Value Per Offense PROVIDENCE 1958	Average Value Per Offense NATIONAL 1957
ROBBERY	127	\$ 19,414.	\$ 152.	\$ 202.
BURGLARY	1876	181,387.	96.	171.
LARCENY	4261	265,094.	62.	68.
AUTO THEFT	1216	748,369.	615.	859.
TOTAL	7646	\$ 1,214,265.	\$ 158.	\$ 199.

TYPE OF PROPERTY	Value of Property Stolen	Value of Property Recovered	Percent Recovered PROVIDENCE 1958	Percent Recovered NATIONAL 1957
CURRENCY	\$ 100,618.	\$ 2,783.	2.7	10.7
JEWELRY	58,539.	3,107	5.3	9.2
FURS	29,941.	725.	2.4	6.2
CLOTHING	40,716.	4,359.	10.7	10.9
AUTO THEFT	748,369.	711,144.	95.	93.1
MISCELLANEOUS	236,081.	30,702.	13.	22.7
TOTAL	\$ 1,214,265.	\$ 752,823.	61.9	58.1

COMPARISON OF CRIMINAL OFFENSES

JAN - SEP 1958

CITIES IN THE 200,000 - 300,000

POPULATION GROUP

CITY	POPULATION	MURDER	RAPE	ROBBERY	ADW	BURGLARY	LARCENY OVER \$50	AUTO THEFT	TOTAL
AKRON, OHIO	274,665	10	34	232	89	1182	597	893	3037
DAYTON, OHIO	243,872	13	8	166	160	1236	332	433	2348
FT. WORTH, TEXAS	278,778	33	28	228	87	2193	753	645	3967
LONG BEACH, CAL	250,767	6	78	340	216	2231	1678	1293	5835
MIAMI, FLORIDA	249,276	30	7	521	494	3266	1408	1046	6772
OKLAHOMA CITY,	243,504	13	40	107	36	1709	1602	716	4223
OMAHA, NEB	251,117	9	17	121	51	784	264	684	1930
RICHMOND, VA.	230,310	17	34	154	283	1208	554	722	2972
SYRACUSE, NY	230,303	4	12	80	15	447	565	235	1358
PROVIDENCE, RI	248,676	1	5	91	112	1354	886	951	3400
AVERAGE	249,146	13.6	26.3	204.0	158.7	1561.0	863.9	761.7	3584.2

COMPARISON OF ARRESTS
January 1st to December 31st
1957 1958

UNIFORM CLASSIFICATION OF OFFENSES	1957	1958
MURDER.....	4	1
MANSLAUGHTER.....	6	6
RAPE.....	34	2
ROBBERY.....	42	60
AGGRAVATED ASSAULT.....	74	74
BURGLARY (Breaking or Entering).....	280	272
LARCENY.....	464	497
AUTO THEFT.....	170	204
ASSAULT.....	261	176
FORGERY.....	17	46
EMBEZZLEMENT.....	46	36
ILLEGAL POSSESSION OF STOLEN PROPERTY.....	30	37
ILLEGAL POSSESSION OF WEAPONS.....	61	35
PROSTITUTION & COMMERCIALIZED VICE.....	11	2
SEX OFFENSES.....	109	113
OFFENSES AGAINST THE FAMILY.....	10	10
VIOLATION OF NARCOTIC DRUG LAWS.....	13	10
VIOLATION OF LIQUOR LAWS.....	0	2
DRUNKENNESS.....	2936	2645
DISORDERLY CONDUCT.....	982	881
VAGRANCY.....	22	23
GAMBLING.....	29	37
DRUNKEN DRIVING.....	118	83
VIOLATION DRIVING LAWS (Moving Violations)...	20745	18032
PARKING VIOLATIONS.....	6410	8079
VIOLATION MOTOR VEHICLE LAWS (Non-Moving)....	797	699
ALL OTHER OFFENSES.....	989	983
SUSPICION-INVESTIGATION.....	2	4
TOTAL.....	34662	33049

ARRESTS BY PRECINCTS AND DIVISIONS

January 1st to December 31st

1 9 5 8

UNIFORM CLASSIFICATION OF OFFENSES	CENTRAL STATION	TRAFFIC DIV	DETECTIVE DIV	JUVENILE DIV	TOTAL
MURDER.....	0	0	1	0	1
MANSLAUGHTER.....	0	5	0	1	6
RAPE.....	0	0	2	0	2
ROBBERY.....	0	0	46	14	60
AGGRAVATED ASSAULT.....	18	0	41	15	74
BURGLARY.....	0	0	81	191	272
LARCENY.....	67	1	114	315	497
AUTO THEFT.....	0	0	47	157	204
ASSAULTS.....	38	1	72	65	176
FORGERY.....	0	0	45	1	46
EMBEZZLEMENT & FRAUD.....	0	0	34	2	36
RECEIVING STOLEN PROPERTY	0	0	24	13	37
ILL.POSSESSION WEAPONS...	14	0	10	11	35
PROSTITUTION & VICE.....	2	0	0	0	2
SEX OFFENSES.....	25	0	11	77	113
OFFENSES AGAINST FAMILY..	0	0	0	10	10
VIOL.NARCOTIC DRUG LAWS..	0	0	10	0	10
VIOL. LIQUOR LAWS.....	2	0	0	0	2
DRUNKENNESS.....	2600	32	5	8	2645
DISORDERLY CONDUCT.....	131	4	13	733	881
VAGRANCY.....	10	0	12	1	23
GAMBLING.....	28	0	9	0	36
DRUNKEN DRIVING.....	25	58	0	0	83
VIO.DRIVING LAWS..... (Moving Violations)	8102	9465	0	465	18032
PARKING VIOLATIONS	3763	4316	0	0	8079
VIO.MOTOR VEHICLE LAWS... (Non Moving)	246	389	0	64	699
ALL OTHER OFFENSES.....	83	80	131	689	983
SUSP-INVESTIGATION.....	1	0	3	0	4
TOTAL.....	15155	14351	711	2832	33049

ARRESTS BY DAY OF THE WEEK

1 9 5 8

CLASSIFICATION OF OFFENSES	SUN	MON	TUE	WED	THUR	FRI	SAT	TOTAL
MURDER	0	1	0	0	0	0	0	1
MANSLAUGHTER	1	0	2	1	0	1	1	6
RAPE	1	0	0	0	0	0	1	2
ROBBERY	11	9	7	6	5	5	17	60
AGGRAVATED ASSAULT	12	9	8	7	7	15	16	74
BURGLARY (B&E)	28	35	29	50	50	38	42	272
LARCENY	32	70	80	75	91	73	76	497
AUTO THEFT	20	31	36	30	36	24	27	204
ASSAULT	25	29	18	33	27	23	21	176
FORGERY	3	11	4	7	8	10	3	46
EMBEZZLEMENT & FRAUD	2	6	5	7	3	7	6	36
ILL.POSS.STOLEN PPTY	4	5	7	7	9	1	4	37
ILL.POSS.WEAPONS	8	7	4	4	2	5	5	35
PROSTITUTION & VICE	0	1	0	0	0	0	1	2
SEX OFFENSES	13	17	11	22	21	10	19	113
OFF AGAINST FAMILY	2	4	2	1	0	1	0	10
VIO NARCOTIC DRUG LAW	0	1	1	2	1	4	1	10
VIO LIQUOR LAW	1	0	0	0	0	1	0	2
DRUNKENNESS	230	299	286	315	405	506	604	2645
DISORDERLY CONDUCT	160	181	132	128	111	73	96	881
VAGRANCY	5	8	2	0	0	4	4	23
GAMBLING	1	5	6	8	8	4	5	36
DRUNKEN DRIVING	16	9	9	16	6	6	21	83
VIO DRIVING LAWS (Moving Violation)	2093	2930	2490	2611	2717	2531	2660	18032
PARKING VIOLATIONS								8079
MOTOR LAW VIOLATIONS (Non Moving)	89	110	97	104	103	95	101	699
ALL OTHER OFFENSES	92	151	167	161	176	143	93	983
SUSP-INVESTIGATIONS	1	1	0	0	2	0	0	4
TOTAL	2850	3930	3403	3595	3788	3580	3824	33049

ARRESTS BY MONTH

1 9 5 8

	JAN	FEB	MAR	APR	MAY	JUN	JUL	AUG	SEP	OCT	NOV	DEC
MURDER	0	0	0	0	0	0	0	0	0	0	0	1
MANSLAUGHTER	2	1	0	0	3	0	0	0	0	0	0	0
RAPE	0	0	1	0	1	0	0	0	0	0	0	0
ROBBERY	6	5	11	6	11	5	2	1	5	2	3	3
AGGRAVATED ASSAULT	3	5	5	10	8	3	5	4	8	6	9	8
BURGLARY	28	19	27	19	13	22	20	22	35	20	32	15
LARCENY	40	36	35	48	29	34	34	83	35	35	42	46
AUTO THEFT	31	16	21	23	24	4	14	5	7	19	27	13
ASSAULTS	13	18	17	21	19	9	14	20	14	12	9	10
FORGERY	3	5	6	6	4	4	5	2	0	5	0	6
EMBEZZLEMENT & FRAUD	7	6	2	2	1	1	3	1	5	3	2	3
REC STOLEN PPTY	2	2	2	1	1	2	2	4	8	6	1	6
ILL POSS WEAPONS	6	1	2	7	2	1	4	1	0	4	2	5
PROSTITUTION & VICE	0	0	2	0	0	0	0	0	0	0	0	0
SEX OFFENSES	7	10	7	21	4	16	11	7	11	8	6	5
OFFENSES AGNST FMLY	0	2	1	0	0	2	0	0	0	1	3	1
VIO NARCOTIC DRUGS	0	1	0	0	2	2	0	0	1	1	0	3
VIO LIQUOR LAWS	0	0	0	1	0	0	1	0	0	0	0	0
DRUNKENNESS	169	188	220	198	277	219	258	272	247	209	201	187
DISORDERLY CONDUCT	34	41	100	103	95	92	120	83	73	45	62	33
VAGRA NCY	7	5	0	1	1	0	1	3	3	0	1	1
GAMBLING	6	3	13	8	0	2	0	0	0	0	4	1
DRUNKEN DRIVING	10	7	10	6	5	4	8	16	4	2	5	6
VIOL DRIVING LA WS	1154	1102	1181	1506	1797	1523	1480	1562	1755	1883	1580	1509
PARKING VIOLATIONS	569	659	804	777	637	746	609	628	593	796	596	665
VIOL. M.V. LAWS	43	43	50	75	48	53	68	56	66	67	69	61
ALL OTHER OFFENSES	97	65	94	111	91	74	95	82	62	77	74	61
SUSPICION	0	0	0	2	0	0	0	0	0	2	0	0
TOTAL	2237	2240	2611	2952	3073	2818	2754	2852	2932	3203	2728	2649

COMPARISON OF JUVENILE ARRESTS
January 1st to December 31st 1957-1958

UNIFORM CLASSIFICATION OF OFFENSES	TOTAL ARRESTS 1957	TOTAL ARRESTS 1958	JUVENILE COURT REFERRALS
MURDER.....	0	0	0
MANSLAUGHTER.....	0	1	1
RAPE.....	14	0	0
ROBBERY.....	10	14	14
AGGRAVATED ASSAULT.....	9	15	14
BURGLARY (B&E).....	207	191	159
LARCENY.....	315	315	130
AUTO THEFT.....	136	157	143
ASSAULT.....	78	65	42
FORGERY.....	0	1	1
EMBEZZLEMENT.....	0	2	0
ILLEGAL POSSESSION STOLEN PROPERTY	7	13	11
ILLEGAL POSSESSION OF WEAPONS.....	15	11	6
PROSTITUTION & VICE.....	0	0	0
SEX OFFENSES.....	57	77	66
OFFENSES AGAINST THE FAMILY.....	10	10	10
VIOLATION NARCOTIC DRUG LAWS.....	0	0	0
DRUNKENNESS.....	3	8	3
DISORDERLY CONDUCT.....	791	733	66
VAGRANCY.....	1	1	0
GAMBLING.....	0	0	0
DRUNKEN DRIVING.....	0	0	0
VIOL.DRIVING LAWS (Moving Viols)...	551	465	445
PARKING VIOLATIONS.....	0	0	0
VIO.MOTOR VEHICLE LAWS(Non Moving).	91	64	55
ALL OTHER OFFENSES.....	719	689	187
TOTAL.....	3014	2832	1353

AGE, SEX, AND RACE OF PERSONS ARRESTED

January 1st, 1958 to December 31st, 1958

OFFENSE	SEX	Under 15	15	16	17	18	19	20	21	22	23	24
MURDER	MALE	0	0	0	0	0	0	0	0	0	0	0
	FEMALE	0	0	0	0	0	0	0	0	0	0	0
MANSLAUGHTER	MALE	0	0	2	0	0	1	1	2	0	0	0
	FEMALE	0	0	0	0	0	0	0	0	0	0	0
RAPE	MALE	0	0	0	0	1	0	0	0	1	0	0
	FEMALE	0	0	0	0	0	0	0	0	0	0	0
ROBBERY	MALE	6	0	2	8	7	8	3	12	2	1	0
	FEMALE	0	0	0	0	0	0	1	0	0	0	0
A.D.W.	MALE	6	0	1	2	1	1	4	3	4	2	1
	FEMALE	1	1	1	0	0	0	0	0	2	0	1
BURGLARY	MALE	108	40	29	12	8	6	7	4	5	3	6
	FEMALE	0	0	0	0	0	0	0	0	0	0	0
LARCENY	MALE	122	40	33	22	23	18	13	14	4	10	6
	FEMALE	52	25	7	6	6	1	0	0	1	1	1
AUTO THEFT	MALE	29	62	43	21	14	9	3	3	1	1	0
	FEMALE	1	0	0	2	0	0	0	0	0	0	0
ASSAULTS	MALE	18	12	10	13	5	7	8	5	6	5	8
	FEMALE	4	4	1	1	3	1	1	1	0	0	0
FORGERY	MALE	0	0	1	0	2	1	0	0	4	5	0
	FEMALE	0	0	0	0	0	0	3	1	0	0	0
EMBEZZLEMENT	MALE	0	0	0	0	0	0	0	1	0	2	2
	FEMALE	2	0	0	0	0	0	0	0	0	0	0
STOLEN PPTY	MALE	3	1	3	1	0	1	1	2	0	0	1
	FEMALE	1	0	0	2	0	0	0	0	0	0	0

(Continued on next page)

AGE, SEX, AND RACE OF PERSONS ARRESTED
January 1st, 1958 to December 31st, 1958

OFFENSES	SEX	Under 15	15	16	17	18	19	20	21	22	23	24
POSS WEAPONS	MALE	2	2	5	2	1	1	1	2	2	0	0
	FEMALE	0	0	0	0	0	0	0	1	0	0	0
PROSTITUTION	MALE	0	0	0	0	0	0	0	0	0	0	0
	FEMALE	0	0	0	0	0	0	0	1	0	0	0
SEX OFFENSES	MALE	12	7	3	6	4	7	3	3	4	2	1
	FEMALE	6	7	3	3	0	0	0	1	1	0	0
NARCOTIC VIOLS	MALE	0	0	0	0	1	0	2	0	0	0	0
	FEMALE	0	0	0	0	0	0	0	0	0	0	0
LIQUOR VIOLS	MALE	0	0	0	0	0	0	0	0	0	0	0
	FEMALE	0	0	0	0	0	0	0	0	0	0	0
DRUNKENNESS	MALE	0	0	2	1	11	25	31	56	80	40	46
	FEMALE	0	0	1	0	4	1	1	18	11	9	7
DISORDERLY	MALE	247	114	155	148	22	21	12	18	10	6	7
	FEMALE	35	14	15	5	0	0	1	0	2	0	0
VAGRANCY	MALE	0	0	0	0	1	0	0	0	1	2	0
	FEMALE	0	0	0	0	1	0	1	1	1	0	0
GAMBLING	MALE	0	0	0	0	0	0	0	1	0	1	0
	FEMALE	0	0	0	0	0	0	0	0	0	1	0
DRUNKEN DRIVING	MALE	00	00	0	0	2	1	3	3	3	1	2
	FEMALE	00	0	0	0	0	0	0	0	0	0	0
ALL OTHERS	MALE	220	56	37	50	17	10	15	14	16	13	15
	FEMALE	92	46	47	32	1	0	1	0	0	0	0
SUSPICION	MALE	0	0	0	0	0	0	0	0	0	1	0
	FEMALE	0	0	0	0	0	0	0	0	1	0	0
FAMILY OFFENSES	MALE	0	0	0	0	0	0	0	0	1	0	0
	FEMALE	0	0	0	0	0	0	0	0	1	0	0
TOTAL		9 67	431	401	337	135	120	116	167	164	106	104

AGE, SEX, AND RACE OF PERSONS ARRESTED

January 1st, 1958 to December 31st, 1958

OFFENSES	SEX	25-29	30-34	Age 35-39	40-44	45-49	50 & Over	Total	Race White	Black
MURDER	MALE	0	0	0	0	0	1	1	1	
	FEMALE	0	0	0	0	0	0			
MANSLAUGHTER	MALE	0	0	0	0	0	0	6	6	
	FEMALE	0	0	0	0	0	0	0		
RAPE	MALE	0	0	0	0	0	0	2	2	
	FEMALE	0	0	0	0	0	0	0		
ROBBERY	MALE	4	3	2	0	0	1	59	44	16
	FEMALE	0	0	0	0	0	0	1		
A.D.W.	MALE	8	12	4	3	3	6	61	35	39
	FEMALE	0	3	2	1	0	1	13		
BURGLARY	MALE	11	10	13	3	4	3	272	207	65
	FEMALE	0	0	0	0	0	0	0		
LARCENY	MALE	20	8	13	7	5	9	367	395	10 2
	FEMALE	4	2	4	9	5	6	130		
AUTO THEFT	MALE	9	3	0	0	2	0	200	171	33
	FEMALE	1	0	0	0	0	0	4		
ASSAULT	MALE	19	20	8	6	2	6	158	128	48
	FEMALE	2	0	0	0	0	0	18		
FORGERY	MALE	13	6	5	1	1	1	40	42	4
	FEMALE	1	1	0	0	0	0	6		
EMBEZZLEMENT	MALE	4	8	5	5	3	1	33	34	2
	FEMALE	0	2	0	0	0	1	3		
STOLEN PPTY	MALE	6	3	3	4	2	3	34	30	7
	FEMALE	0	0	0	0	0	0	3		

(Continued on next page)

AGE, SEX, AND RACE OF PERSONS ARRESTED

January 1st, 1958 to December 31st, 1958

OFFENSE	SEX	25-29	30-34	35-39	40-44	45-49	50 & Over	Total	RACE		Y
									White	Black	
POSS WEAPONS	MALE	6	4	1	2	1	2	34	21	14	
	FEMALE	0	0	0	0	0	0	1			
PROSTITUTION	MALE	0	0	0	0	0	0	0	0	2	
	FEMALE	1	0	0	0	0	0	2			
SEX OFFENSES	MALE	8	7	3	2	5	10	87	94	19	
	FEMALE	2	1	2	0	0	0	26			
FAMILY OFFENSES	MALE	0	0	0	0	0	1	2	9	1	
	FEMALE	2	2	1	2	0	0	8			
NARCOTIC DRUGS	MALE	2	2	1	1	0	1	10	9	1	
	FEMALE	0	0	0	0	0	0	0			
LIQUOR LAWS	MALE	0	1	0	0	0	1	2	0	2	
	FEMALE	0	0	0	0	0	0	0			
DRUNKENNESS	MALE	247	310	303	269	271	637	2329	2103	539	3
	FEMALE	32	51	59	39	35	48	316			
DISORDERLY	MALE	18	10	5	4	2	2	8 01	764	117	
	FEMALE	4	3	0	1	0	0	80			
VAGRANCY	MALE	1	5	3	1	1	1	16	19	4	
	FEMALE	1	1	0	1	0	0	7			
GAMBLING	MALE	2	3	9	10	6	3	35	33	4	
	FEMALE	0	0	0	0	0	1	2			
DRUNKEN DRIVING	MALE	15	16	11	6	8	11	82	70	13	
	FEMALE	0	0	1	0	0	0	1			
ALL OTHER	MALE	74	72	46	31	2 9	39	754	825	157	1
	FEMALE	4	3	1	1	1	0	229			
SUSPICION	MALE	0	1	0	1	0	0	3	4	0	
	FEMALE	0	0	0	0	0	0	1			
TOTAL		521	573	505	410	386	796	6239	5046	1189	4

ACTIVITIES OF THE BUREAU OF CRIMINAL IDENTIFICATION

January 1st. to December 31st. 1958

PERSONS FINGERPRINTED

CRIMINAL.....	2437
Copies to F.B.I....	2100
Copies to State BCI	1956
NON-CRIMINAL	
Hackney Licenses...	140
Police Constables..	31
Private Operators..	39
Pistol Permits.....	42
Civil Service.....	515
Gov't loyalty check	660
Civil Air Patrol...	35
Miscellaneous.....	1104

PHOTOGRAPHS TAKEN

CRIMINAL...(male)....	1261
CRIMINAL...(female)..	254
CRIMINAL...(stand-up)	78

ALL OTHER

Accidents..(fatal)	188
Accidents.(property)	164
Autopsy.....	122
Policeman.....	520
Police Reserves...	18
Manslaughter scene	12
Murder scene.....	97
Arson.....	56
Stolen property...	28
Public Relations..	193
Bookie Raids.....	30
Narcotic raids....	13
Sudden deaths.....	61
Miscellaneous.....	655
Color photos.....	250

MISCELLANEOUS SERVICES

Total number of runs...	768
(a) Crime scene investigated for prints.	472
(b) Prints developed at crime scenes.....	83
(c) Cases cleared by latent prints.....	7
(d) Prints disclosing a previous arrest....	4
(e) Laundry-mark Ident. checked.....	73
(f) Laundry-mark Ident. effected.....	16
(g) Unknown dead person identified.....	9
(h) File check for record for Police Depts. Gov't. work and defense plants.	27,136
(i) Services of B.C.I. Personnel required at night...(times).	247
(j) Total hours overtime worked.....	371
(k) License applications checked.....	12,254

POLYGRAPH

Subjects examined on polygraph.....	186
Subjects cleared.....	144
Subjects implicated as a result of the test...	42
Demonstrations and lectures on Polygraph....	5
Polygraph examinations for other Police Departments.	52

ACTIVITIES OF THE BUREAU OF CRIMINAL IDENTIFICATION (continued)

PHOTOGRAPHS (con'd)

Pictures supplied to
other Police Depts. and
Gov't. Agencies..... 7,100

Pictures processed for
the Mayor's Office..... 530

PHOTOSTATS

Accidents..... 106
Checks & records..... 1,500

MICROSCOPIC EVIDENCE

Processed by the Identification Bureau 14 cases
Submitted to the University of Rhode Island Lab..... 12 cases
Submitted to the Federal Bureau Investigation Lab.... 16 cases
Positive evidence developed..... 8 cases

NOTE:

The three new men assigned to the B.C.I. during the past year are progressing very satisfactorily in their training. This has made possible, in September of 1958, the institution of a night relief keeping the B.C.I. open until midnight seven days a week, resulting in speedier, more efficient service during the critical hours before midnight.

The added personnel has made possible the overhaul and modernization of the Laundry Mark file and permitted a start on the long range project of overhauling the fingerprint files. Also, for the first time since 1937 the entire Personnel of the Police Department were photographed.

During the past year a considerable amount of research and experimentation in color photography was carried out, resulting in the adoption of this medium to improve the services of the B.C.I.

AMUSEMENT INSPECTOR

The information presented herewith is taken from the records of the Office of the Amusement Inspector, for the calendar year 1958.

Number of Theatres operating in the City of Providence	10
Number of Drive-In-Theatres " " " " "	2
Total Number of Entertainment Licenses issued.....	1766
Total Entertainment Permits issued to Religious, Charitable Organizations in lieu of Licenses.....	62
Number of applications for Theatre Entertainment (Avon Theatre Art Cinema.. Not Approved.....)	2

Subsequent approval of the two applications denied by this Office for the showing of a questionable film was granted by the Bureau of Licenses after additional deletions were made in a revised print of film.

Applications for Entertainment Licenses approved by this Office include: Moving Pictures presented in the various Theatres-Events held in the various Auditoriums throughout the City of Providence including: Veteran's Memorial, R.I. School of Design, Providence Journal, R.I. Auditorium, Plantations Club, and the various school Auditoriums. Many of the leading stars in the Entertainment World appeared locally in Dramas, Operas, Plays, Ballets, and Comedies.

Reviews of Motion Pictures and Legitimate state productions together with their entertainment value have been received under subscription from:

The National Board of Review of Motion Pictures
Variety (Trade Newspaper)
Motion Picture Herald
National Legion of Decency

The reviews contained therein have been filed both alphabetically and numerically in the Library of this Office for immediate reference.

During the year 1958 a second so called "Art Theatre" opened in Providence at 1017 Broad Street, formerly the Liberty Theatre. It is the obvious policy of these theatres to present Foreign Films, many of which are of an objectionable and questionable nature.

Private screenings were attended in twenty-two instances of Films not having the approval of the Producers Code Authority nor the Legion of Decency or when no information relative to the content of the films was available to this office.

Results of the twenty-two private screenings:

Approved after being deleted..... 15
Not approved after screening..... 1
Application withdrawn after screening..... 3
Approved without deletions (Premieres).... 3

Of the twenty-two films requiring private screenings not one was given the Producers Code Seal of approval-a self regulatory body of the American Movie producing industry. Nine of the films had been condemned by the National Legion of Decency.

Application for public exhibition of the highly controversial film "And God Created Woman" was not approved by this office, resulting in legal action being brought in the United States Federal Court by Kingsley International Film, Inc., in behalf of the owners of the Avon Theatre. A favorable decision was rendered for the City of Providence as Defendant, the court ruling that the Plaintiff had no cause of action.

In cooperation with the State appointed Rhode Island Commission on Youth-letters were received in thirteen instances naming a total of 34 magazines or novels as objectionable for youths under the age of 18. Hundreds of visits to news-stands by men assigned to this division were made in a manner of cooperation and the objectionable material was removed.

The arrest of a News-dealer charged with "Selling Obscene Literature" and subsequently indicted by the Grand Jury, resulted in a decision by the Superior Court ruling the State Obscenity Law on Literature: Unconstitutional. Recommendations for a new Obscenity Law have been made.

LICENSE INVESTIGATION

Application for licenses investigated.....	9,380
Carnival petitions investigated.....	10
Remonstrances filed and investigated.....	13
Inspections made of licensed premises.....	7,975
Licensees warned for minor violations.....	142
Hearings before the State Liquor Control Administrator.....	6
Hearings before Bureau of Licenses, violations license privileges.....	28
Licenses suspended after hearing before Bureau of Licenses....	20
Licensees reprimanded after hearing before Bureau of Licenses:	4
Case filed, no disposition.....	1
Business liquidated after hearing.....	1
Disposition of hearing still pending.....	1
Licensee found guilty of being an unfit person.....	1

Licenses suspended

Class A retailer.....	5
Class B victualer.....	3
Class C retailer.....	8
Sunday Sales.....	4

Case filed, no disposition

Class B victualer.....	1
------------------------	---

Business liquidated

Second Hand Store.....	1
------------------------	---

Reprimanded after hearing:

Employment Agency.....	1
Class C retailer.....	1
Second Hand Store.....	1
Class D Club.....	1

Disposition of hearing pending

Second Hand Store.....	1
------------------------	---

Licensee guilty of being unfit

Class B victualer.....	1
------------------------	---

Persons brought to office for investigations.....	233
---	-----

Arrests:

Selling newspapers without a license.....	1
---	---

SUPERVISOR OF VEHICLES

The following is a summation of the activities of the Supervisor of Vehicles for the year ending December 31st, 1958, relating to the investigation and the licensing of Hackney Carriages, Hackney Carriage Drivers and Trucking Licenses.

Hackney Carriage Drivers Licenses recommended	460
Hackney Carriage Power Vehicles.....	179
Trucking Licenses Approved.....	240
Hackney Carriage Drivers Licenses "Not Recommended".....	3
Hearings before the Bureau of Licenses.....	1
Hackney Carriage Drivers Licenses suspended after hearing.....	1

Sixty-eight Hackney Carriage Drivers appeared before the Supervisor of Vehicles in the office of the License Investigation Bureau and were warned for minor violations committed and the violations filed for future reference.

There are twenty-nine "Taxi" or "Hackney" stands allotted to the various Taxi Companies which are located in the Central Business District and there are fourteen stands which are located outside the Central Business District.

During the year several minor complaints were received from individuals regarding the actions of Hackney Carriage Drivers and owners. All complaints were investigated fully and to the satisfaction of those complaining.

BUREAU OF PERSONNEL AND TRAINING

Recruit Schools

During the year 1958 two recruit schools were conducted at this division. The twenty-first school started January 6, 1958 and the training course was completed July 6, 1958. The twenty-second school started May 12, 1958 and their course of training was completed November 9, 1958. A total of 53 men were recruited in these two schools during the year. These 53 men brought the personnel strength up to the prescribed authorized personnel with no vacancies for the first time since July 1953. During this period it was necessary to recruit more than normal replacements of resignations, retirements, etc., because the authorized strength of the department was increased in October 1954 by 65 men in order to provide for a 5-day week. Another increase took place in October 1956 when 15 more men were authorized to provide men with 10 years service 3 weeks vacation making a total of 80 men needed above normal recruitment during this period.

School Crossing Guards

This type of work continues to prove very attractive as a parttime position with only 4 resignations being tendered during the year 1958. There will be no difficulty in filling positions for this branch of the service as there are many applications on file from applicants living in all sections of the city. These women continue to be a valuable asset to the department, performing their duties in a capable and efficient manner. Absenteeism is at a very low rate, and consequently the patrolmen are free to devote more time to other phases of police work that normally demand their attention. They are devoted to their work, admired and respected by the children and adults, which enable them to exercise a firm hand in controlling the children at the various crosswalks thereby reducing accidents to a minimum.

Promotional Schools

It was not necessary to conduct any promotional schools during the year 1958 as there is a certified waiting list of 2 sergeants awaiting promotion to the rank of lieutenant, 9 patrolmen awaiting promotion to the rank of sergeant, and 5 patrolmen awaiting promotion to the rank of Detective I. During the year there were 2 patrolmen promoted to the rank of sergeant and 5 patrolmen were advanced to the newly created rank of Detective I.

Refresher School

For the first time in a number of years an in-service refresher and training school was conducted at this division. During the months of October and November all the Lieutenants and Sergeants of the uniformed branch of the department were required to attend this refresher school for in-service training. Department policies and procedures were discussed in order to reach a uniform method of operation for everyone. Problems and difficulties were also brought forward in order that better service might be rendered to the public so that the department might continue to enjoy the favorable position that now prevails between the public and the police.

Starting the early part of January 1959 plans have been made to conduct a refresher course for all the patrolmen of the uniformed branch of the department for in-service training. Among the many points that will be stressed are; police procedure, department policies, courtesy and public relations. The aim of this course is to bring about some adjustments that will be beneficial to the men and department and thereby provide the city with a more efficient police force that will be capable of rendering better service to the public where it may be possible.

Women Parking Checkers

This type of work has proved very satisfactory for both the police and the women as we have had no resignations since it was started in October 1957. They are doing an excellent job and men who normally were assigned to posts they cover are now able to devote more time to traffic problems in the outlying districts. During the Holiday Season there was a curtailment of their usual activities and they were assigned to assist pedestrian traffic at the busy crosswalks, and they performed this function in a manner satisfactory to the public and police officials.

Auxiliary Police and Police Reserves

This unit was very active throughout the year, proving what a valuable asset they are to the department by participating in the local Civilian Defense Operation "Alert" by furnishing men for traffic control at the Scituate Headquarters during this drill. Men were also furnished for details on the Fourth of July and Halloween patrolling selected trouble spots which was of great help to the department in holding vandalism to a minimum. They are to be commended also for their contribution to the Muscular Dystrophy Campaign in which they worked 2000 man-hours in distributing containers and then collecting them which resulted in \$ 2,470.00 being realized for this very worthy cause.

Twenty-first Recruit School, started January 6, 1958 and their course of training was completed July 6, 1958. The following are statistics relative to this school:

I	<u>Applications accepted</u>		101
II	<u>Rejections</u>		
	(a) Rejected after Character Investigation	3	
	(b) Failed to pass physical examination	11	
	(c) Rejected because of police record	<u>2</u>	16
III	<u>Other causes for Failure to be Admitted</u>		
	(a) Failed to furnish eligibility (30 days)	8	
	(b) Failed to pass I. Q. examination	14	
	(c) Failed to report for I. Q. examination	5	
	(d) Failed to meet basic qualifications	31	
	(e) Withdrew application	<u>4</u>	62
IV	ACCEPTED CANDIDATES FOR TRAINING	-----	<u>23</u>
		Total	101

I	Average Age	24.6 years
II	Average Height	70.3 inches
III	Average Weight	168. pounds
IV	Scholastic Attainment	11.1 yrs. High School

Twenty-second Recruit School, started May 12, 1958 and their course of training was completed November 9, 1958. The following are statistics relative to this school:

I	<u>Applications accepted</u>	121
II	<u>Rejections</u>	
	(a) Not certified after Oral Interview	14
	(b) Failed to pass physical examination	3
	(c) Rejected because of police record	<u>1</u>
		18
III	<u>Other Causes for Failure to be Admitted</u>	
	(a) Failed to furnish eligibility (30 Days)	4
	(b) Failed to pass I. Q. examination	19
	(c) Failed to report for I. Q. examination	3
	(d) Failed to meet basic qualifications	45
	(e) Withdrew Application	<u>2</u>
		73
IV	ACCEPTED CANDIDATES FOR TRAINING -----	<u>30</u>
	Total	121

I	Average Age	23.7 years
II	Average Height	69.8 inches
III	Average Weight	166.9 pounds
IV	Scholastic Attainment	11. Years High School

PROMOTIONS

The following promotions were made during the year of 1958:

Promoted from <u>Patrolman</u> to <u>Sergeant</u>	-----	2
Promoted from <u>Patrolman</u> to <u>Detective I</u>	-----	5
Certified list of <u>Sergeants</u> awaiting promotion to rank of <u>Lieutenant</u>	---	2
Certified list of <u>Patrolmen</u> awaiting promotion to rank of <u>Sergeant</u>	---	9
Certified list of <u>Patrolmen</u> awaiting promotion to rank of <u>Detective I</u>	---	5

COMMENDATIONS

The following commendations were made during the year 1958

Patrolmen	-----	5
Trainee	-----	<u>1</u>
Total	----	6

DISCIPLINARY ACTION

The following is a report of the disciplinary action taken during 1958

Penalized According to Rank

Patrolmen	- 7 -	Who received a total of 1300 Extra hours of Duty	
Sergeant	- 1	Extra Hours of Duty	----- 7
Patrolmen	- 2	Dismissed	----- 1
		Reprimanded	----- 22

AVERAGE SERVICE AND AGE OF POLICE PERSONNEL

1958

<u>Rank</u>	<u>Number Personnel</u>	<u>Average Length of Service in years</u>	<u>Average Age In Years</u>
All Rank	603	9.05	39.6
Captains & Above	12	28.4	54.7
Lieutenants	18	26.3	51.5
Sergeants	53	15.3	41.2
Detective I	7	9.6	35.2
Patrolmen	426	8.5	35.
Policewomen	4	7.	38.1
Trainees	1	.2	22.
Crossing Guards	70	3.6	38.6
Parking Checkers	12	1.2	38.1

AUTHORIZED AND PRESENT STRENGTH OF DEPARTMENT

	<u>Present Strength</u>	<u>Authorized Strength</u>	<u>PROLONGED ABSENCE</u>
Chief of Police	1	1	Patrolman Suspended - 1 Central Station
Commanders	3	3	
Captains	8	8	Vacancies - None
Lieutenants	18	18	
Sergeants	53	53	
Detective I	7	7	
Patrolmen	426	426	
(Trainee)	1		
Policewomen	4	4	
Crossing Guards	70	70	
Women Parking Checkers	12	12	
	<u>603</u>	<u>602</u>	

CHANGES IN NUMERICAL STRENGTH FOR THE PAST TWO YEARS

1957 - 1958

	<u>1957</u>	<u>1958</u>
<u>NUMERICAL STRENGTH</u> , January 1st	552	568
Recruited Policemen -----	24	53
Recruited Crossing Guards -----	20	4
Recruited Women Parking Checkers -----	12	0
Recruited Policewoman -----	<u>0</u>	<u>1</u>
	608 608	626 626

SEPARATIONS FROM THE SERVICE

(a) Voluntary -----	13	12
(b) Retired Accidental Disability ----	1	0
(c) Retired on Pension -----	7	1
(d) Dismissed for cause -----	0	1
(e) Deceased -----	3	1
(f) Crossing Guards resigned -----	16	4
*(g) Removed from rolls -----	0	3
(h) Policewoman resigned -----	<u>0</u>	<u>1</u>
Total Separated --	<u>40</u>	<u>23</u>

NUMERICAL STRENGTH, December 31st ----- 568 603

* - 3 - Patrolmen removed from rolls who were granted emergency Leave of Absence for duration of the Korean Campaign in 1950 and never returned to duty.

<u>SEPARATIONS ACCORDING TO RANK:</u>	<u>Sergt.</u>	<u>Ptlms.</u>	<u>Policewoman</u>	<u>Cross.Gds.</u>
(a) Voluntary -----		12	1	4
(b) Retired on Pension -----	1			
(c) Deceased -----	1			
(d) Removed from Rolls -----		3		
(e) Dismissed for Cause -----		1		
Total -----	2	16	1	4
Grand Total -----		23		

ARMORER'S ACTIVITIES

The following is a report of the attendance and qualification of the department for the year 1958:

Total Attendance ----- 481

<u>QUALIFICATION:</u>	Experts -----	150	
	Sharpshooters --	153	
	Marksmen -----	136	
	Total -----	439	- 91.2%
<u>UNQUALIFIED:</u>	-----	42	- 8.8%

REPORT OF QUALIFICATION FOR 21ST & 22ND RECRUIT SCHOOLS

<u>QUALIFICATIONS</u>	Experts -----	15
	Sharpshooters --	15
	Marksmen -----	19
	Total -----	49
<u>UNQUALIFIED</u>	-----	4

During the year 1958 the following tests were made of applicants seeking to carry a pistol because of the nature of their occupation.

Applicants Tested ----- 41

ARMORER'S ACTIVITIES:

Investigation of Shootings -----	15
Guns examined, held for evidence or safekeeping -----	85
Explosives collected and destroyed -----	6
<u>Department Weapons Repaired</u>	
.38 cal. Service Revolvers -----	24
.44 cal. Service Revolvers -----	4
.38 cal. Chief's Model Service Revolvers -----	2
Riot Guns, 12 gauge -----	7
<u>Outside Departments and Organizations who used Indoor Range</u>	
American Railway Express Co., Railroad Police, Brinks Express Co., Pinkerton Det. Agency, International Det. Agency, U.S. Treasury Dept., and U.S. Army Reserve Units.	
Department Inspections of Weapons in Divisions and Cruisers -----	12
Lectures and Instructions to Outside Departments -----	2
Weapons tested and fired for Civilians and Police Officers, & Registered -----	40
Animals shot at request of Animal Rescue League -----	4
Bomb calls responded to -----	4
New Weapons purchased -- .38 cal. Special M&P Service Revolvers -----	10

INVESTIGATIONS

The following investigations were conducted by the Bureau of Personnel and Training for the year 1958.

Investigation:	Complaint of Conduct Unbecoming a Police Officer	----	3
"	Civilian complains he was struck by nightstick	----	1
"	Complaint of Abusive Treatment by Police Officer	----	1
"	Patrolmen Fired Revolvers at Suspicious Auto	----	<u>1</u>
	Total	----	6

ACCIDENTS INVESTIGATED INVOLVING CITY OWNED DEPARTMENT VEHICLES:

<u>Accidents Involving</u>	<u>Number of Accidents Investigated</u>	
	<u>1958</u>	<u>1957</u>
Scout Cars	44	36
Cruisers	4	10
Motorcycles	5	6
Passenger Cars (Private Plates)	<u>12</u>	<u>9</u>
Total	----- 65	61

INSPECTION OF UNIFORMS

During the periodical inspection of uniforms during the year of 1958, the following uniforms were ordered to be replaced:

	<u>1958</u>	<u>1957</u>
Overcoats -----	7	11
Trousers -----	51	25
Blouses -----	13	31
Breeches -----	<u>4</u>	<u>1</u>
Total ----	75	68

LECTURES

During the year 1958, members of the Bureau of Personnel and Training lectured to civic organizations, fraternal organizations and various police departments of several cities and towns:

Following is a summary of lectures given:

City and Town Departments of Police - 4

City and Town Auxiliary Police - 5

Civic and Fraternal Organizations - 5

14

AUXILIARY POLICE

AND

POLICE RESERVES

The following are incidents and activities that the Police Reserves participated in during the year 1958:

Civilian Defense Operation "Alert" May 6 and May 7

Furnished men for traffic control at the Scituate Control Center, and checked passes of people entering the Headquarters Building.

22 Men worked a total of 114 man-hours.

Night before July 4, and the evening of July 4 - furnished men to patrol certain trouble areas - 30 men worked total of 197 man-hours.

Halloween Night October 31, 30 men worked total of 128 man-hours.

Hurricane Alert 9 men responded on alert status for 36 hours

Distributed Muscular Dystrophy containers - worked 2000 man hours,
distributed 1,750 containers, collected \$ 2,470.00.

Breakdown and Strength of both Organizations:

Auxiliary Police & Police Reserves ----- 103

Police Reserves ----- 44

Number of Police Reserves { Outfitted in Full Uniform } - 41
(Partial Uniform) ----- 3

Number of Men who completed Basic Training Course ---- 8

ACCIDENT PREVENTION BUREAU

The continued efforts of the Mayor's Traffic Safety Committee, combined with the excellent cooperation the Committee and and this Department received from the various civic groups, the local press, radio and television stations, and the citizens of Providence, contributed in keeping the number of traffic accidents and fatalities to a minimum.

Traffic accident statistics, for the City of Providence, show a decrease of one traffic fatality and 260 traffic accidents, for the year of 1958. A continuous safety campaign throughout the year, with strict enforcement and educational activities by members of this department, aided materially in the attainment of such good results.

SPECIAL ACTIVITIES

SAFETY LETTERS

As in previous years, with the opening of the new school year, it was necessary to alert the school children as to the dangers of traffic accidents.

Letters on Traffic Safety were distributed to the younger children in the schools throughout the city by members of the Juvenile Bureau who lecture on Traffic Safety.

BOY SCOUTS SAFETY DAY

Saturday, June 14th, 1958, was designated by the scouts as Traffic Safety Day. The Accident Prevention Bureau cooperated with boy scouts in furnishing accident photos, and safety material.

TRAFFIC SAFETY CIRCUS

During the month of November, Sergeant Ernest Pressley visited the schools throughout the city with his "Traffic Safety Circus" sponsored by the Rhode Island Truck Owners Association.

HOLIDAY T.V. SAFETY MESSAGES

Personnel of the Traffic Bureau appeared on W.J.A.P. TV with traffic safety messages prepared by the Frank McCabe Agency, for the Mayor's Traffic Safety Committee during the Christmas and New Year holiday season.

TRAFFICFATALITIES1958

NAME	AGE	SEX	TYPE	LOCATION	DATE
1 RONALD O SPARVEN	17	M	RIDER	On Camp St. (At Doyle Ave.)	1-25-58
2 WILLIAM H. BYRNES	59	M	PED.	On Weybosset St. (At Garnet St.)	1-26-58
3 DOREEN A DI PALMA	7	F	PED.	On Burns St. (Fr.47)	2-4-58
4 GENEVIEVE T.O'ROURKE	65	F	RIDER	On Kossuth St. (At Joslin St.)	5-4-58
5 LOUISE FOSSA	62	F	PED.	On Broadway (At America St.)	5-6-58
6 BRADFORD L. DALY	18	M	RIDER	On Brown St. (Nr.Creighton St.)	5-26-58
7 CLARENCE P. GOFF	71	M	RIDER	On Waterman St. (At Butler Ave.)	5-24-58
8 MARTHA GOFF <u>Double Fatality</u>	71	F	RIDER	On Waterman St. (At Butler Ave.)	5-24-58
9 JOANNE WHITE	2yrs.	F	PED.	On Plain St. (Fr.235)	7-7-58
10 VINCENT TABORELLI	35	M	PED.	On Broadway (Fr.168)	7-8-58
11 ROBERT MURPHY	48	M	PED.	On Dean St. (At Westminster St.)	8-14-58
12 JEANNE M. LOVETT	52	F	RIDER	On Doyle Ave. (Fr.310)	8-22-58
13 RACHEL BAKER	62	F	PIDER	On Lockwood St. (At Pine St.)	10-31-58
14 JOSEPH FARRELL	74	M	PED.	On Nelson St. (Fr.1)	11-20-58
15 ANTHONY F. AIKELLO	66	M	PED.	On North Main St. (Opp.735)	12-10-58

HOURS OF TRAFFIC FATALITIES

A-----M	P-----M
12-----3:00	3:01-----6:00
1.50AM	7.50AM
12.20AM 2 Killed	12.00Noon
12.30AM	6.32AM
	3.20PM
	12.50PM
	12.30PM
	5.25PM
	11.25PM
	10.30PM
	11.04PM
	11.05PM

ANALYSIS OF PEDESTRIAN

FATAL ACCIDENTS

Pedestrians Killed-----	8
Male Pedestrians Killed-----	5
Fe-Male " " -----	3
Youngest Pedestrian Killed-----	2Yrs.
Oldest " " -----	74Yrs.
Killed at Intersections -----	3
Hit & Run Fatals-----	0
Cleared by Arrest-----	0
Youngest Operator Involved-----	16Yrs.
Oldest " " -----	51Yrs.
Operators Residing in State-----	8
" " " City-----	6
" " Out of State-----	0
Drink Involved Operators-----	1
" " Pedestrians-----	1

HOURS OF PEDESTRIAN FATAL ACCIDENTS

A -----M												
<u>12--1</u>	<u>1--2</u>	<u>2--3</u>	<u>3--4</u>	<u>4--5</u>	<u>5--6</u>	<u>6--7</u>	<u>7--8</u>	<u>8--9</u>	<u>9--10</u>	<u>10--11</u>	<u>11--12</u>	<u>TOTAL-2</u>
1						1						
P -----M												
<u>12--1</u>	<u>1--2</u>	<u>2--3</u>	<u>3--4</u>	<u>4--5</u>	<u>5--6</u>	<u>6--7</u>	<u>7--8</u>	<u>8--9</u>	<u>9--10</u>	<u>10--11</u>	<u>11--12</u>	<u>TOTAL-6</u>
1			1		1						3	

ANALYSIS OF MOTOR VEHICLE
COLLISION FATALITIES

Motor Vehicle Collision Fatalities -----	6Acc. 7 Killed
Operators Killed-----	0
Riders " -----	7
Male Riders Killed-----	3
Fe-Male " " -----	4
Youngest Operator Involved-----	16Yrs.
Oldest Operator " -----	44Yrs.
Fatalities at Intersections -----	4
Operators Residing in State -----	3
" " in City -----	3
" " Out of State -----	2
Drink Involved -----	1
Speed " -----	2

HOURS OF MOTOR VEHICLE COLLISION FATALITIES

A-----M	
<u>12--1</u> <u>1--2</u> <u>2--3</u> <u>3--4</u> <u>4--5</u> <u>5--6</u> <u>6--7</u> <u>7--8</u> <u>8--9</u> <u>9--10</u> <u>10--11</u> <u>11--12</u> <u>Total-3</u>	
2	1

P-----M	
<u>12--1</u> <u>1--2</u> <u>2--3</u> <u>3--4</u> <u>4--5</u> <u>5--6</u> <u>6--7</u> <u>7--8</u> <u>8--9</u> <u>9--10</u> <u>10--11</u> <u>11--12</u> <u>Total-3</u>	
2	1

ACCIDENT COMPARISON

1957 & 1958

<u>YEAR</u>	<u>TOTAL ACC.</u>	<u>PROPERTY DAMAGE ACC.</u>	<u>INJURY ACC.</u>	<u>PEDESTRIAN ACC. ADULT CHILD</u>	<u>FATALITIES</u>
<u>1958</u>	6219	5363	841	146 213	15
<u>1957</u>	6451	5499	936	138 235	16

MONTHLY ACCIDENTS

TYPES

	<u>TOTAL ACC.</u>	<u>PROPERTY DAMAGE</u>	<u>INJURY ACC.</u>	<u>PED. ACC. ADULT CHILD</u>	<u>FATALITIES</u>
JANUARY	612	546	64	13 13	2
FEBRUARY	566	506	59	13 9	1
MARCH	467	416	51	12 15	0
APRIL	494	401	93	13 25	0
MAY	502	401	96	18 24	5
JUNE	411	340	71	7 17	0
JULY	433	361	70	7 23	2
AUGUST	487	414	71	10 16	2
SEPTEMBER	513	435	78	7 26	0
OCTOBER	537	464	72	9 18	1
NOVEMBER	503	461	41	22 13	1
DECEMBER	694	618	75	15 14	1
TOTAL	6219	5745	841	146 213	15

TOTAL TRAFFIC ACCIDENTS

6219

FATAL ACCIDENTS

15

INJURY ACCIDENTS

841

PEDESTRIAN ACCIDENTS

CHILD

ADULT

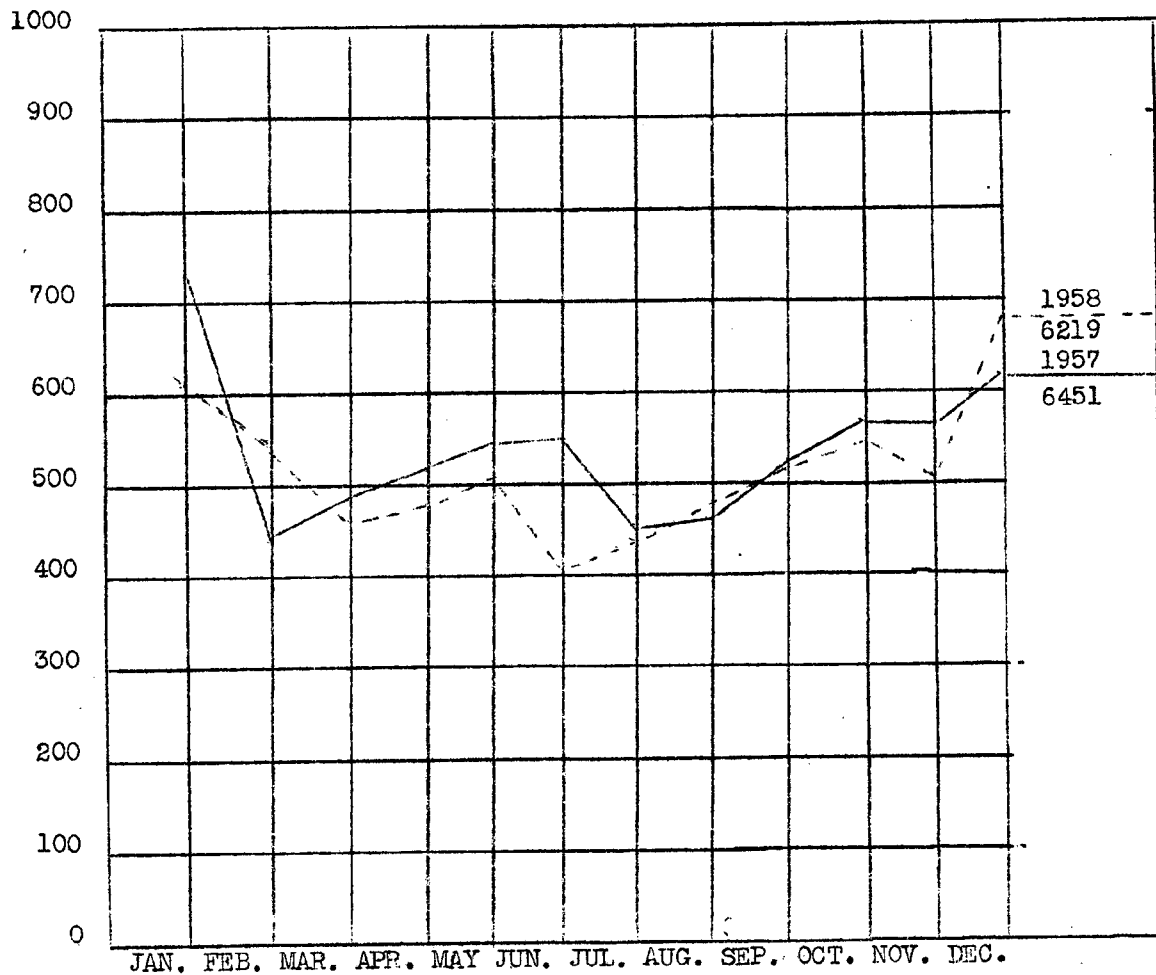
213

146

PROPERTY DAMAGE ACCIDENTS

5363

COMPARISON OF ACCIDENTS REPORTED TO POLICE
1957 & 1958

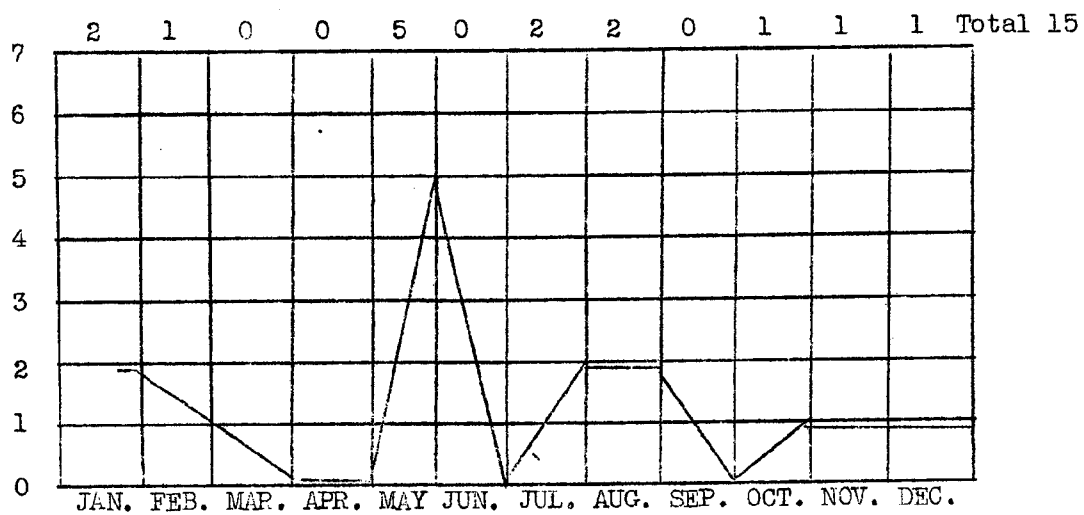


DAYS OF THE WEEK INJURY ACCIDENTS OCCURRED

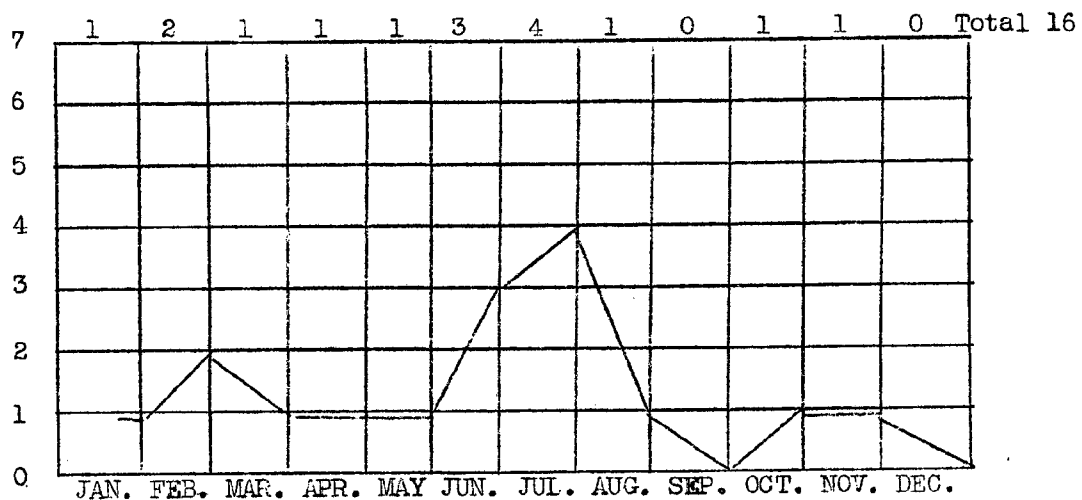
MONDAY-----	92
TUESDAY-----	114
WEDNESDAY-----	122
THURSDAY-----	106
FRIDAY-----	140
SATURDAY-----	158
SUNDAY-----	109

Total Number of Accidents 841

FATAL ACCIDENTS BY MONTHS 1958



FATAL ACCIDENTS BY MONTHS 1957



PEDESTRIAN ACCIDENTS BY HOUR OF DAY 1958

	<u>ACCIDENTS</u>	<u>INJURIES</u>	<u>FATALS</u>
Midnight to 12:59AM	11	12	
1:00AM to 1:59AM	6	6	1
2:00AM to 2:59AM	0	0	
3:00AM to 3:59AM	2	2	
4:00AM to 4:59AM	3	3	
5:00AM to 5:59AM	2	2	
6:00AM to 6:59AM	10	9	1
7:00AM to 7:59AM	5	5	
8:00AM to 8:59AM	20	20	
9:00AM to 9:59AM	10	10	
10:00AM to 10:59AM	18	19	
11:00AM to 11:59AM	11	13	
Noon to 12:59PM	25	24	1
1:00PM to 1:59PM	19	19	
2:00PM to 2:59PM	16	17	
3:00PM to 3:59PM	36	36	1
4:00PM to 4:59PM	42	44	
5:00PM to 5:59PM	31	30	1
6:00PM to 6:59PM	21	25	
7:00PM to 7:59PM	33	33	
8:00PM to 8:59PM	14	14	
9:00PM to 9:59PM	2	2	
10:00PM to 10:59PM	12	12	
11:00PM to 11:59PM	10	7	3
	<u>359</u>	<u>364</u>	<u>8</u>

MOTOR VEHICLE ACCIDENTS BY HOUR OF DAY 1958

	<u>INJURY ACCIDENTS</u>	<u>INJURIES</u>	<u>FATALS</u>
Midnight to 12:59AM	19	37	2Acc. 3 Killed
1:00AM to 1:59AM	24	41	
2:00AM to 2:59AM	6	12	
3:00AM to 3:59AM	4	8	
4:00AM to 4:59AM	0	0	
5:00AM to 5:59AM	1	1	
6:00AM to 6:59AM	7	10	
7:00AM to 7:59AM	11	20	1
8:00AM to 8:59AM	13	22	
9:00AM to 9:59AM	12	19	
10:00AM to 10:59AM	24	36	
11:00AM to 11:59AM	21	27	
Noon to 12:59PM	25	39	2
1:00PM to 1:59PM	30	35	
2:00PM to 2:59PM	24	38	
3:00PM to 3:59PM	35	51	
4:00PM to 4:59PM	42	56	
5:00PM to 5:59PM	37	44	
6:00PM to 6:59PM	36	49	
7:00PM to 7:59PM	37	55	
8:00PM to 8:59PM	15	35	
9:00PM to 9:59PM	17	32	
10:00PM to 10:59PM	22	46	1
11:00PM to 11:59PM	20	43	
	<u>482</u>	<u>756</u>	<u>7</u>