


IN CITY COUNCIL

AUG 4 1977

READ:

WHEREUPON IT IS ORDERED THAT
THE SAME BE RECEIVED
CLERK


ONE HUNDRED THIRTIETH
ANNUAL FINANCIAL
REPORT

of the

CITY OF PROVIDENCE
RHODE ISLAND

For the Fiscal Year Ended
JUNE 30, 1976

1976



OFFICE OF THE CITY CONTROLLER



ONE HUNDRED THIRTIETH
ANNUAL FINANCIAL
REPORT

of the

CITY OF PROVIDENCE
RHODE ISLAND

For the Fiscal Year Ended
JUNE 30, 1976

f176



OFFICE OF THE CITY CONTROLLER

INDEX

	PAGE
April Court Playground	54
Academy Avenue School	54, 70
Accounts Payable—General	3, 4, 6
Accounts Payable—Prior	6
Accounts Payable—Revolving Funds	3
Accounts Payable—School	3, 30
Accounts Payable—Trust and Special	3
Accounts Receivable—Contra	2, 4
Accounts Receivable—General	2, 4, 7
Accounts Receivable—Not Contra	2, 4
Accounts Receivable—Other	2
Accounts Receivable—Property Taxes	2
Accounts Receivable—Revolving Fund	2
Accounts Receivable—School	2, 30
Accounts Receivable—State Grants-In-Aid	2
Accounts Receivable—Tax Reverted Property	2
Accounts Receivable—Trust and Special	2
Accounts Receivable—Water Dept.	7
Additional Rapid Sand Filters—Water Dept.	50, 77
Additions & Alterations—Providence Public Library	48, 52
Addition to Central Library Loan	40
Admiral Terrace	54
Aetna Life Insurance	85, 89, 95
Aid to Education	32
Air Pollution Control Program Project	84, 88
Alterations to Providence Public Library	38, 40, 41
American Legion	19, 24
Amount Reserved for 1975-1976 Expenditures	3, 4, 9
Analysis of Capital Appropriations	48-50
Analysis of Current Year Surplus	9
Analysis of Unfunded Deficit, General Fund	9
Annual Serial Requirements	47
Anonymous Donation for the Support of the Poor	84, 87, 88, 95
Anthony, Henry B., Public Fountain Fund	84, 87, 88, 95
Anthony, Senator H. B. Prize Fund	84, 87, 88, 95
Anthony, Senator H. B. Prize Fund Income	84, 88, 95, 100
Appropriation Balances	15-19
Appropriation, Expenditures and Unexpended Balances	15-19, 34, 35, 113-118
Appropriation Liabilities	4, 8
Appropriations—Capital Fund	48-51
Appropriations—School Fund	34, 35
Area Development	23, 38, 39, 41, 42
Ardoene Street and Narragansett Avenue Playground	54
Armistice Day—American Legion Celebration	19, 24, 25
Armistice Day Celebration	19, 24
Arnold Street Playground	54
Ascham Street Playground	54
Assessor's Division	12, 15, 21
Assessor's Valuation	151, 153
Assets	2
Assumption Church Playground	54, 55
Atwood Street Playground	55
Available for Highway Improvements	85, 88, 96, 101
Balance Sheet—Capital Funds	38
Balance Sheet—Combined	2, 3
Balance Sheet—Federal Programs Fund	2, 3, 112
Balance Sheet—General Fund	2-3, 4
Balance Sheet—Revolving Funds	2, 106
Balance Sheet—School Fund	2, 30, 34
Balance Sheet—Sinking Funds	2, 80
Balance Sheet—Trust and Special Funds	2, 84-87
Barnes, Ellen R., Trust Fund	84, 87, 88, 95
Barstow Street	55

Bath Street Playground	55
Beacon Avenue Playground and School	55, 70
Betsy Williams House Landscaping	106, 107
Better Providence Trust	88, 95
Nathan Bishop Playground and School	62
Blackstone Boulevard Park	55
Blackstone Street Playground	55
Bicentennial Celebration	19, 25
Bicentennial North Burial Ground	19
Blessed Sacrament	55
Blue Cross and Physicians Service	18
Board of Canvassers and Registration	11, 15, 21
Board of Review—Building Ordinance Board of Review	24
Board of Review—Zoning	24
Board of Tax Assessment Review	15, 21
Board of Tenants Affairs	18, 24
Bond Authorities—Capital Fund	38
Bond Street Playground	55
Bonds Outstanding—Capital	3, 42-47
Boy Scouts of America	17, 23
Bradford, Edward Hickling	84, 88, 95
Bragunn, Mary Swift, Fund	84, 88, 95, 100
Branch Avenue School	70
Bridge Repair and Construction	40, 42, 52
Broad Street Playground and School	55, 71
Broad, Chestnut and Claverick Streets	67
Bucklin Park Playground	55
Building Inspection Administration	10, 16, 21
Building Inspection—Structures and Zoning	10, 16
Building Inspection—Plumbing, Drainage and Gas Piping	10, 16
Building Inspection—Electrical Installations	10, 16
Building Inspection—Mechanical Equipment and Installation	10, 16
Building Ordinance—Board of Review	13, 24
Bureau of Licenses	10, 18, 24
Bureau of Licenses—Dog Licenses	10
Bureau of Licenses—Petroleum Storage	10
Business and Non-Business Licenses	10
Business and Non-Business Sewer Rentals	10
Calvary Baptist Church	55
Camp Street Pool	55
Camden Avenue School	55, 71
Candace Street Playground	55
Capital Appropriation Balances	48-50
Capital—Assets and Liabilities	38
Capital Authorities Not Yet Hired	2, 38
Capital Debt Fund	48, 52
Capital Disbursements	39
Capital Fund—Reconciliation	78
Capital Funds	38-78
Capital Purposes	2, 38, 39, 48, 52
Capital Revenue	39
Cash	2
Cash—Capital	2, 38
Cash on Deposit with Fiscal Agents for Payments of Bonds and Interest	2, 4
Cash—Federal Programs Fund	2, 4
Cash—General	2
Cash—Petty	4
Cash—School	4
Cash—Deposit with Airlines	2, 30, 31
Cash—Revolving	2, 4
Cash—Sinking Funds	2, 106
Cash—Trust and Special	2, 80
Cash in Depositories	2, 84
Central High School	71
Central Classical Project	68
Central Classical Redevelopment Project	49, 55, 68
Central Purchasing Revolving Fund	106
Central Staffing—Progress for Providence—Payroll Transfer Fund	88
Chad Brown Playground	55, 56
Chamber of Commerce Convention Bureau	23
Chapin Tot Park	56

INDEX

v

Charles V. Chapin, Dr., Memorial Award.....	17, 24
Charles V. Chapin Hospital.....	7
Charles H. Smith Trust Fund.....	86, 89, 94
Charles H. Smith Trust Fund Income Account.....	86, 89, 98
City Assessor's Dept.....	12, 15, 21
City Clerk.....	10, 11, 15, 21
City Collector.....	12, 15, 21
City Collector—Water Board Collections.....	12, 15, 21
City Council Committee on Memorial Day.....	19, 25
City Controller.....	12, 15, 21
City Controller—Accounting Division.....	12, 15, 21
City Controller—Employees' Retirement Division.....	12, 15, 21
City Controller—Data Processing Division.....	12, 15, 21
City Council.....	11, 15, 21
City Licenses Due State of Rhode Island.....	88, 95, 100
City of Providence Better Providence Trust Fund.....	84, 95
City of Providence Title III ESEA (1965).....	114
City of Providence Title I ESEA (1965).....	113
City of Providence Title II ESEA (1965).....	114
City of Providence Title IV.....	114
City of Providence Title V (1965).....	114
City of Providence Title VI.....	114, 115
City of Providence Title VII.....	115
City of Providence Title VIII (1965).....	115
City of Providence Title IX (1965).....	115
City of Providence Title X.....	115
City of Providence Trustee Better Providence Trust.....	84, 95
City of Providence Trustee u/w of Charles H. Smith.....	86, 89, 94, 98
City of Providence Trustee u/w of Charles H. Smith, Real Estate Sales Proceeds— Condemnation Income.....	86, 89, 98
City of Providence Trustee u/w of Charles H. Smith, Real Estate Sales Proceeds— Superior Court.....	86, 89, 98
City of Providence Trustee u/w of Charles H. Smith, Real Estate Sales Proceeds— Superior Court Income.....	86, 89, 98
City of Providence Trustee u/w of Charles H. Smith, Real Estate Sales Proceeds— Condemnation.....	86, 89, 98
City of Providence School Committee Special Memorial.....	86, 98
City Sergeant.....	11, 15, 21
Civic Center Surcharge Income.....	13
Civic Center Bonds.....	46
Civil Defense—Rev. Fd.....	13, 106-110
Clarence Street Playground.....	56
Classical High School.....	71
Classical-Central Education Center.....	71
Classical-Central Education Center—Plans and Postage Deposit Account.....	84, 88
Codding Court Playground.....	56
Collector's Division.....	12, 15, 21
College Hill Demonstration Study.....	48, 52
Columbia Park Playground.....	56
Columbus Day Celebration.....	19, 24
Collyer Park Playground.....	56
Combined Balance Sheet.....	2, 3
Comfort Stations.....	12
Commissioner of Public Safety.....	12, 16, 21
Communications.....	16
Community Mental Health Center.....	18, 24
Comstock.....	49, 51, 56, 69
Construction of Major Improvements to the Water Supply System.....	77
Construction and Maintenance Division—Public Works.....	16
Construction of Seawall and Docking Facilities.....	39, 40, 41, 48, 53
Contingencies.....	13, 18
Contra Deducted Receivables.....	2
Contributions to Elected Officials' Retirement System.....	17, 23
Contributions to Employees' Retirement System.....	12, 13, 17, 23, 27
Controller's Office—Accounting Division.....	12, 15, 21
Controller's Office—Data Processing Division.....	12, 15, 21
Controller's Office—Employees' Retirement Division.....	12, 15, 21
Convention Bureau.....	17
Cost of Living Grants to Retired Employees.....	17, 23
Cranston Street Playground.....	56
Credit Union of the American Federation of State, County and Municipal Employees.....	84, 85, 88
Cypress Street Playground.....	56

Danforth Street Recreation Area	56, 57
Danforth Street Playfield	56
Daniel Avenue Playground	57
Data Processing Division	12
Davis Park Playground	57
Debt Service	18, 23
Deficit Cumulated	6
Deferred Compensation Plan	95
Demolition of Abandoned Property	13, 18, 24
Department of Communications	16, 21
Department of Planning and Urban Development	24
Department of Public Property	13, 24
Department of Recreation	17, 23
Departmental Revenues	11, 32
Deposit and Refund Account	84, 88, 95, 100
Deposit with Airlines	2
Details of Cash Disbursements for Active Capital Accounts	52-78
Details of Cash Receipts—Revolving Fund	108
Details of Cash Receipts—Trust and Special	95-99
Details of Expenditures—Trust and Special	100-104
Details of Miscellaneous Receipts and Disbursements—Capital Fund	51-78
Details of Appropriation Expenditures—School Fund	35
Details of Revenue Cash Receipts—School Fund	33
Dexter Donation Trust Fund	84, 88, 91, 95, 100
Dexter Donation Trust Fund Income	84, 88, 91, 95, 100
Dexter, Ebenezer Knight Trust Fund	84, 88, 95, 100
Dexter, Ebenezer Trust Fund Income	84, 88, 95, 100
Dexter Training Ground	57
Diamond Street Playground	57
Dillon, Lt. George E. Memorial Park	57
DiPrete Little League Field	57
Disabled American Veterans of World War I	19, 24
Dog Licenses	10
Donations	11
Bridge Operation—Public Works	12, 16, 22
Dudley Street Tot Park	57
Due from Federal Government—Federal Program Funds	112
Due from City of Providence—Federal Program Funds	2, 112
Due from General Funds	30, 31
Due from Other Funds	2, 106, 112
Due to Other Funds	3, 106, 112
Due from U. S. Government	2
Due from State of R. I.—General Fund	4
East Side Community Park	58
East Side Renewal Project	49, 51, 68, 69
Ebenezer Knight Dexter Trust Fund	92
Ebenezer Knight Dexter Trust Fund Income	92
Economic Opportunity Programs	118
Economics Development Administration	118
Eddy Playground	58
Education	17, 23
Electrical Installations Division	22
Elderly Multi-Purpose Center	23
Elmhurst Academy	58
Ely Trust Fund	84, 87, 88, 93, 95, 100
Ely Trust Fund Income	84, 87, 88, 93, 95, 100
Emergency Housing	2, 38, 42, 44
Emergency Public Improvement Fund	84, 88
Emergency School Aid Act Programs	117
Emergency Temporary Employment	18, 24
Employees' Defense Saving Account	84, 96, 100
Employees' Retirement Division—City of Providence	12, 15
Employees' Retirement System—City of Providence	84, 87, 96, 100
Employees' Retirement System—State of Rhode Island	84, 88, 96, 100
Employees Retirement System, Income Tax Withholding— Pension Payments	84, 88, 96, 100
Employees' Retirement System, Income Tax Withholding— Survivors Benefits	84, 88, 96, 100
Employees' Withholding Tax Deduction Account	84, 88, 96, 100
Engineering Office—Public Works	12, 16, 22
Environment Control	12, 16, 22
Esek Hopkins Jr. High School Recreation Field	58, 72
Exhibit A—Combined Balance Sheet	2, 3
Exhibit B—General Fund—Balance Sheet	4

Exhibit B-1—General Fund—Statement of Cash Receipts and Disbursements	6
Exhibit B-2—General Fund—Statement of Accounts Receivable	7
Exhibit B-3—General Fund—Statement of Changes in Taxes Receivable	8
Exhibit B-4—General Fund—Statement of Appropriation Liabilities	8
Exhibit B-5—General Fund—Statement of Reserves for Specific Purposes	8
Exhibit B-6—General Fund—Analysis of Unfunded Deficit	9
Exhibit B-7—General Fund—Analysis of Current Year Surplus	9
Exhibit C—Summary of General and School Fund Receipts and Expenditures	5
Exhibit D—School Fund—Balance Sheet	30
Exhibit D-1—School Fund—Statement of Cash Receipts and Disbursements	31
Exhibit D-2—School Fund—Statement of Accounts Receivable	31
Exhibit D-3—Statement of Accounts Payable—School Fund	31
Exhibit E—Capital Fund—Balance Sheet	38
Exhibit E-1—Capital Fund—Statement of Cash Receipts and Disbursements	39
Exhibit E-2—Capital Fund—Statement of Permanent Improvements	40
Exhibit E-3—Capital Fund—Statement of Notes Payable	41
Exhibit E-4—Capital Fund—Statement of Changes in Bonds Outstanding	42
Exhibit E-4A—Capital Fund—Statement of Bonds Outstanding	44-47
Exhibit F—Sinking Fund—Balance Sheet	80
Exhibit F-1—Sinking Fund—Summary of Cash Receipts and Disbursements	81
Exhibit G—Trust and Special Funds—Balance Sheet	84-87
Exhibit G-1—Trust and Special Funds—Summary of Cash Receipts and Disbursements	88-89
Exhibit G-2—Trust and Special Funds—Statements of Investments for Dexter Donation Trust Fund	91
Exhibit G-3—Statement of Investments for Dexter Donation Trust Fund Income	91
Exhibit G-4—Statement of Investments Ebenezer Knight Dexter Trust Fund	92
Exhibit G-5—Statement of Investments Emergency Public Improvement Plan	93
Exhibit G-6—Statement of Investments for Abby A. King Trust Fund	93
Exhibit G-7—Statement of Investments for Gladys Potter Trust Fund	94
Exhibit G-8—Statement of Investments for Charles H. Smith Trust Fund	94
Exhibit G-9—Statement of Investments for City of Providence—Trustee u/w C.H. Smith	94
Exhibit H—Revolving Fund—Balance Sheet	106
Exhibit H-1—Revolving Funds—Summary of Cash Receipts and Disbursements	107
Exhibit J—Federal Program Fund—Balance Sheet	112
Exhibit J-1—Federal Program Fund Appropriations, Expenditures and Unexpended Balances	113-118
Extraordinary Expenditures 1975-1976	9, 13
FICA Taxes	18, 27
Father Ferry Playground	58
Federal Funds	32, 33
Federal Hill Park	58
Federal Hill Swimming Pool	58
Federal Old Age and Survivors Insurance	12, 23
Federal Revenue Sharing	13
Finance Administration	12, 21
Finance Director	12, 15, 21
Fines, Forfeits and Escheats	11
Fire Department	12, 16, 21
Fire Insurance Fund	84, 88, 96, 101
Fire Modernization	40, 45
Fire Pension	12
Fixed Assets—Revolving Fund	2
Flynn School and Playground	58
Fogarty Elementary School and Playground	58, 71
Food Stamp Cash and Stamp Shortage Account	85, 88, 96, 101
Food Stamp Program	15, 106-110
Forestry Department	12, 21
Fourth of July Celebration	19, 25
Fox Point Little League Ball Park	58
Fox Point School	71
Friendship Street Playground	58
Fund Balances	3
Gano Street	58
Garbage Collection and Disposal (Incinerator)	12
Garage Maintenance and Equipment	12
General Debt	46, 47
General Disbursements	21
General Fund	2, 28
General Fund—Assets and Liabilities	2, 3
General Fund Balance Sheet	4

General Fund—Estimated and Actual Revenues	10-13
General Parks	12
General Parks—Rents	12
General Property Taxes	7, 8, 10
General Public Assistance	11, 12, 17
General Public Assistance—Administration	12, 17
General Public Assistance—Grants-in-Aid	11
General Revenue	5, 6
Gessler Street Playground	58
Gladys Potter Trust Fund Income	59
Gould, Elizabeth Angell Fund	85, 88
Gould, Elizabeth Angell Fund Income	85, 88, 96
Gould, Marshall H., Fund	85, 88
Gould, Marshall H., Fund Income	85, 88, 96, 101
Grand View Park	59
Grants-in-Aid—Aid to Education	32
Grants-in-Aid—General Public Assistance	11
Grants-in-Aid—In Lieu of Intangible Taxes	11
Grants-in-Aid—Mfg. Equipment Inventory Tax	11
Grants-in-Aid for Payment of School Debt	11
Grants-in-Aid—School	11, 32
Grants-in-Aid—State of Rhode Island	11, 32
Grants to Outside Agencies and Institutions	17, 23
Grants to Unmarried Widows of Old Police and Fire Pension System	24
Greater Providence Chamber of Commerce	17
Green Acres Project—Shipyard Playground Development	59
Gross Surplus	5
Grove Street School	71
Hammond Street Playground	59
Hannah Street Playground	59
Hartford Housing Project	59
Health Activities	17, 22
Health Insurance of Vermont	85, 89, 96, 101
Hewitt Avenue Playground	59
Highland Avenue Playground	59
Highway Construction	40, 44
Highway Construction or Reconstruction 1969	40, 44
Highway Construction or Reconstruction 1970	40, 44, 52
Highway Department	7, 12, 16, 22
Highway Loan	40, 44
Highway 1950-1952 Construction	40, 44
Highway Loan—1960	40, 44
Highway Loan—1964	40, 44
Highway Paving and Resurfacing Account	40, 44, 49, 52
Highway Purposes	88
Highway Rents	10
Highway Special Accounts	40, 44, 49, 52, 53
Historical District Commission	17
Highland Avenue Playground	59
Hope High School	59, 71
Hopkins Medical Laboratory, Inc.	85, 89, 96, 101
Hopkins Park	59
John Hope School	59
Hospital Service Corporation of Rhode Island	85, 88, 96, 101
Horse Racing Receipts	10
Housing Board of Review	13, 24
Housing Authority—City of Providence	11, 13, 18, 24
Housing Authority—Valley View	11
Housing and Urban Development	115, 116
Howell Street School	59
Hurricane Barrier	40, 45, 48, 53, 78, 88
Hurricane Barrier Assessments—Interest on Investments	45, 85, 88, 96, 97, 101
Hurricane Barrier Capital Revolving Fund	40, 48, 53, 78
Ice Hockey Rink	59
India Point Park	49, 53
In Lieu Tax Exempt Property	11
Improvement and Extension of Municipal Dock	39, 40, 41, 44, 48, 53
Incinerator Addition and Sludge Disposal Loan	40, 46, 48
Income from Parking Lots	13
Insurance Fund	18
Interest on Bonded Debt	18, 23, 27
Interest—General Fund Investments	11

INDEX

ix

Interest on Investments.....	11
Interest—Overdue Taxes and Sewer Assessments.....	11
Interest, Rents.....	11
International Laborers Pension Fund.....	23
Inventory of Personal Property.....	150, 151
Inventory—Revolving Funds.....	2
Investments.....	2
Investments—Capital Fund.....	2
Investments—Federal Programs.....	2, 112
Investments—General Fund.....	2
Investments—Sinking Funds.....	2, 81
Investments—Trust and Special Funds.....	2
Ives Street Playground.....	59
Jenkins Street Playground and School.....	59, 72
Jewish Orphanage of Rhode Island.....	17
Johnson, Nellie Playground Fund.....	106-107
Joslin Street Playground.....	59, 60
Joslin Street Swimming Pool.....	60
Junior Police Camp.....	23, 63, 106-110
King, Abby A. Trust Fund.....	85, 88, 93
King, Abby A. Trust Fund Income.....	85, 88, 96
Knight and Coddling Streets.....	60
Kenyon Street Playground.....	60
Kenyon Street School.....	60, 72
Laborers International Pension Fund.....	18, 23
Labor Day Celebration.....	19, 25
Laurel Hill Playground and School.....	60, 72
Law Department.....	11, 15, 21
Legislative, Judicial and General Administrative Activities.....	15, 21
Lexington Avenue.....	60, 72
Lippitt Memorial Park.....	60
Lippitt Hill Playground.....	60, 61
Liquor—City License Fees.....	10
Liquor—City Share—State Tax.....	10
Local #278, American Federation of State, County and Municipal Employees A. F. L.-C. I. O.....	84, 85, 88
Local #799 International Association of Fire Fighters.....	85, 88, 96
Local #958, American Federation of Teachers.....	85, 88, 96, 101
Local #1033 Public Employees' Union.....	85, 88, 97, 101
Local #1211 Providence School Employees Union.....	85, 88, 97, 101
Local #1339 School Clerks Union.....	85, 88, 97, 101
Lockwood Street R.I.....	49, 69
Locust Grove Cemetery Fund.....	85, 88
Locust Grove Cemetery Fund Income.....	85, 88, 97, 101
London Group Life Insurance.....	85, 88
London Group Life Insurance—School.....	88
Lower South Providence Playground.....	60
Man, Anna H., Trust Fund.....	11, 85, 88
Man, Anna H., Trust Fund Income.....	88, 97, 101
Manton Housing Project.....	61
Major Park Swimming Pool.....	61
Mashapaug Pond.....	49, 68, 69
Matured Bonds Payable.....	3, 4
Matured Bond Interest Payable.....	3, 4
Mayor's Office.....	11, 15, 21
Michigan Street.....	61
Asa Messer.....	70
Mechanical Equipment and Installations Division.....	22
Memorial Award Committee.....	24
Merino Park.....	61
Merino Bridge Replacement.....	52
Metcalf Field.....	61
Mini Park.....	61
Miscellaneous Federal Programs.....	118
Model Cities.....	49, 61, 66, 69
Modernization & Construction—Schools.....	70-75
Modernization and Construction—Capital.....	70
Modernizing Fire Department.....	45

Real Estate—Fire Stations.....	133
Real Estate—Miscellaneous.....	125-127
Real Estate—Miscellaneous Public Buildings.....	124
Real Estate—Parks and Playgrounds.....	122, 123
Real Estate—Police Stations.....	134
Real Estate—Productive.....	148-149
Real Estate Property Valuation.....	152
Real Estate—Public Schools.....	128-132
Real Estate Sales Proceeds.....	86, 98
Real Estate Sales Proceeds—North Burial Ground.....	86, 89, 98, 102
Real Estate Sales Proceeds—Roger Wms. Pk. Land Easement.....	86, 89
Refund of Collections—Prior Years General Fund.....	6
Real Estate—Summary of.....	121
Real Estate—Trust and Special.....	2
Real Estate—Water Supply Board.....	135
Receivables—Deducted Contra.....	2, 4
Reconciliation Sheet—Revolving Funds.....	110
Recorder of Deeds.....	7, 11, 15, 21
Recreation Activities.....	17
Recreation, Department of.....	12, 17, 23
Recreation Facilities Bonds.....	44
Recreation Loan.....	40, 54-67
Recreation Loan II.....	40, 49, 54-67
Recreation Loan III.....	40, 49, 54-67
Recreation Loan IV.....	40, 49, 54-67
Recreation Loan V.....	40, 49, 54-67
Recreational — Seasonal.....	17, 23
Redevelopment Agency Funds.....	68
Redevelopment Bonds.....	45, 78
Redevelopment Loans.....	45, 78
Refund of Blue Cross and Physicians Service.....	6
Refund of Social Security Taxes.....	6
Refund of Prior Year Payments.....	6, 9, 31
Refunds of Collections—Prior Years.....	6
Refuse Collection and Disposal.....	12
Relief Fund for Firemen and Policemen.....	18, 23
Rents—City Property.....	7
Rents and Interest.....	11
Repairs and Improvements at Reservoirs.....	77
Repairs and Reconstruction of Bridges.....	40, 42, 52
Reserve for Encumbrances—Capital.....	38
Reserve for Encumbrances—Federal Programs.....	112
Reserve for Encumbrances—General.....	3, 4, 8
Reserve for Extraordinary Expenditures 1975-1976.....	6
Reserve for Social Security Tax.....	6, 86, 89, 98, 102
Reserve for Specific Purposes.....	4, 8
Retirement of Serial Bonds.....	18, 23, 27
Revenue Available when Collected—General.....	3
Revenue Available When Collected—Revolving Funds.....	3
Revenue Available When Collected—Schools.....	3, 31
Revenue Available When Collected—Trust and Special.....	3
Revenue for Extraordinary Expenditures 1975-1976.....	9
Revenue Sharing Programs.....	118
Revolving Funds.....	105-110
Revolving Funds—Balance Sheet.....	106
Rhode Island Arts Festival.....	19, 25
Rhode Island Foundation Scholarship.....	86, 89, 98, 102
Rhode Island Group Health Association.....	86, 89, 98, 102
Rhode Island Historical Society.....	17, 23
R. I. Income Tax Withholding.....	86, 89, 98, 102
Rhode Island Medical Care Fund.....	86, 89
Rhode Island Post Jewish War Veterans.....	19, 24
Rhode Island Tourist Travel Association.....	17
Rhodes Street.....	63
Richardson Street Playground.....	63
Ridge Street.....	63
Roberts Expressway, Dennis J., Owners' Escrow Funds.....	86, 89
Roger Williams Middle School Fire Damage.....	49, 75
Roger Williams Park.....	12, 53
Roger Williams Park—C. H. Smith Trust Fund—Revolving Fund.....	106-110
Roger Williams Park—C. H. Smith—Unallotted Income Account.....	89, 98, 102
Roger Williams Park—Christmas Display.....	19
Roger Williams Park—Phase I—Plains Exhibit.....	49, 54
Roger Williams Park Pool.....	63
Roger Williams Park—Rents.....	12
Roger Williams Tennis Court.....	63
Roosevelt St. Playground.....	63
Roosevelt Street Swimming Pool.....	63

Sale of Code of Ordinance Books	86, 89, 98
Sackett Street Playground and School	64, 73
Saint Augustine	64
Saint Edwards	64
Saint Mary's Academy	64
Saint Michael's School	64
Saint Patrick's	64
Saint Pius	64
Saint Raymond's	64
Saint Thomas	64
Saint Vincent DePaul Infant Asylum	17, 23
Salisbury Street	64
Samuel Bridgham Junior High School	70
Sanitation Buildings Loan	40, 45
Sanitation Division Administration	12, 16, 22
Sanitation—Environment Control	12, 16, 22
Schedule B-1—General Fund—Estimated and Actual Revenues	10-13
Schedule B-2—General Fund—Appropriations, Expenditures and Unexpended Balances	15-19
Schedule B-3—General Fund—Statement of Expenditures	21-25
Schedule B-4—General Fund—Water Department Operating Statement	27
Schedule D-1—School Fund—Estimated and Actual Revenue	32
Schedule D-1A—School Fund—Detail of Revenue and Cash Receipts	33
Schedule D-2—School Fund—Appropriations, Expenditures and Unencumbered Balance of Appropriations	34
Schedule D-2A—School Fund—Details of Revenue Appropriation Expenditures	35
Schedule E-1—Capital Fund—Analysis of Capital Appropriations	48-50
Schedule E-1A—Capital Funds—Appropriation Receipts	51
Schedule E-1B—Capital Fund—Details of Cash Disbursements for Active Capital Accounts	52-78
Schedule G-1A—Trust and Special—Details of Cash Receipts	95-99
Schedule G-1B—Trust and Special—Details of Expenditures	100-104
Schedule H-1a—Revolving Funds—Details of Cash Receipts	108
Schedule H-1b—Revolving Fund—Statement of Expenditures	109
Schedule H-1c—Revolving Fund—Reconciliation of Expenditures	110
Schedule of Expenditures Trust and Special Funds	88-90
Schedule of Receipts Trust and Special Funds	88-90
School Athletic Fields	49
School Athletic Fields Loan	45
School Bonds of 1954	45
School Bonds of 1958	45
School Bonds of 1959	45
School Bonds of 1971	45
School Bonds of 1961	45
School Bonds of 1966	45
School Bonds of 1968	45
School — Capital Expenditures	71-76
School Committee Special Memorial	86, 98
School Department	17, 23, 31, 32, 49
School Disbursements	5, 31, 35
School Estates Revolving Fund	106, 109
School Fund	3, 29-37
School Fund—Encumbrances	31
School Loan	40
School—Classical-Central Education Center	49
School—Classical High—School Loan	45
School for Handicapped Children	45
School Modernization Loans	39, 41, 45, 49
School Revenue	32
Section I—General Fund	1-28
Section II—School Fund	29-36
Section III—Capital Fund	37-78
Section IV—Sinking Fund	79-82
Section V—Trust and Special Funds	83-104
Section VI—Revolving Funds	105-110
Section VII—Federal Programs Fund	111-118
Sewage Disposal	7, 16
Sewage Pumping Station	16
Sewage Treatment Plant—Additions and Alterations	40
Sewage Treatment Plant Loan I	40, 46, 75
Sewage Treatment Plant Loan II	40, 46, 76
Sewage Treatment Plant III	40, 46, 76
Sewer Assessments	7, 10, 89
Sewer Construction	45, 46
Sewer Construction Account	45, 46
Sewer Construction—1964	45, 46
Sewer Construction Bonds—1966	45, 46
Sewer Construction Account—1963-1964	45, 46

Sewer Construction—1969.....	45, 46
Sewer Construction and Maintenance.....	16
Sewer Construction Bonds—1957.....	45, 46
Sewer Fees—Lubec Street.....	86, 89
Sewer Loan.....	40, 46
Sewer Rentals.....	7, 40
Shared State Taxes.....	10
Sharpe, Mary Elizabeth Park Fund.....	106-110
Sharpe, Mary Elizabeth Tree Fund.....	17, 24, 106-110
Shipyard Playfield.....	64
Sidewalk Contractors' Licenses.....	10
Sidewalk and Curbing Assessments.....	10
Sinking Fund.....	3, 80
Sinking Fund Balance Sheet.....	3, 80
Sinking Fund Disbursements.....	81
Sinking Fund Receipts.....	81
Sludge Incinerator Bonds.....	46, 48, 76
Slum Clearance and Redevelopment.....	39, 68
Slum Clearance II.....	49
Slum Clearance III.....	49, 68
Slum Clearance IV.....	49, 68
Slum Clearance V.....	49, 69
Smith, Charles H., City of Providence Trustee u/w.....	86, 89, 94, 98, 102
Smith, Charles H., City of Providence Trustee u/w of—Real Estate Sales Proceeds— Condemnation Income.....	86, 89, 98, 102
Smith, Charles H., City of Providence Trustee u/w of—Real Estate Sales Proceeds— Superior Court.....	86, 89, 98, 102
Smith, Charles H., City of Providence Trustee u/w of—Real Estate Sales Proceeds— Superior Court Income.....	86, 89, 98, 103
Smith, Charles H., City of Providence Trustee u/w of—Real Estate Sales Proceeds— Condemnation.....	86, 89, 98, 102
Smith, Charles H. Trust Fund.....	86, 89, 94
Smith, Charles H. Trust Fund—Income Account.....	86, 89, 98
Smith Street Playground Extension.....	64, 65
Snow and Ice Removal.....	12, 16, 22
Soldiers' Burials.....	17, 23
South Providence Swimming Pool.....	65
Specific Allocations Required by Law.....	5
State Grants-in-Aid.....	32, 33
State of Rhode Island—Real Estate Conveyance Tax.....	86, 89, 98, 103
State Sales Tax—Water.....	86, 89, 98, 103
Statement of Accounts Payable—School Fund.....	31
Statement of Accounts Receivable—General Fund.....	7
Statement of Accounts Receivable—School Fund.....	31
Statement of Appropriation Liabilities.....	8
Statement of Bonds Outstanding—Capital Fund.....	44, 45, 46
Statement of Cash Receipts and Disbursements—Capital Fund.....	39
Statement of Cash Receipts and Disbursements—General Fund.....	6
Statement of Cash Receipts and Disbursements—School Fund.....	31
Statement of Changes in Bonds Outstanding—Capital Fund.....	42
Statement of Changes in Taxes Receivable—General Fund.....	8
Statement of Expenditures—General.....	15-19
Statement of Expenditures—Revolving Funds.....	109
Statement of Investments for Abby A. King Trust Fund.....	93
Statement of Investments for Charles H. Smith Trust Fund.....	94
Statement of Investments for City of Providence—Trustee u/w of Charles H. Smith.....	94
Statement of Investment for Dexter Donation Trust Fund.....	91
Statement of Investments for Dexter Donation Trust Fund Income.....	92
Statement of Investments for Ebenezer Knight Dexter Trust Fund.....	91
Statement of Investments for Emergency Public Improvement Fund.....	95
Statement of Investments for Gladys Potter Trust Fund.....	94
Statement of Notes Payable—Capital.....	41
Statement of Permanent Improvements—Capital Fund.....	40
Statement of Reserve for Specific Purposes.....	4, 8
Statement of Revenue, Estimated and Actual—General Fund.....	10-13
Statement of Revenue, Estimated and Actual—School Fund.....	32
Statistical Information.....	119-153
Street Cleaning.....	12, 16, 22
Street Lighting.....	12, 16, 22
Structures and Zoning Division.....	21
Gilbert Stuart School.....	58, 74
Suggestion Award Account.....	86, 89
Summertime Program Payroll Transfer Fund.....	89
Summary of Cash Receipts and Disbursements—Revolving Funds.....	107
Summary of Cash Receipts and Disbursements—Sinking Funds.....	81
Summary of Cash Receipts and Disbursements—Trust and Special Funds.....	88-90
Summary General and School Fund Receipts and Expenditures.....	5
Summary of Inventories of Personal Property.....	150-151

Interest on Investments.....	11
Interest—Overdue Taxes and Sewer Assessments.....	11
Interest, Rents	11
International Laborers Pension Fund	23
Inventory of Personal Property.....	150, 151
Inventory—Revolving Funds	2
Investments	2
Investments—Capital Fund	2
Investments—Federal Programs	2, 112
Investments—General Fund	2
Investments—Sinking Funds	2, 81
Investments—Trust and Special Funds.....	2
Ives Street Playground	59
Jenkins Street Playground and School.....	59, 72
Jewish Orphanage of Rhode Island.....	17
Johnson, Nellie Playground Fund.....	106-107
Joslin Street Playground.....	59, 60
Joslin Street Swimming Pool.....	60
Junior Police Camp.....	23, 63, 106-110
King, Abby A. Trust Fund.....	85, 88, 93
King, Abby A. Trust Fund Income.....	85, 88, 96
Knight and Coddling Streets.....	60
Kenyon Street Playground	60
Kenyon Street School	60, 72
Laborers International Pension Fund	18, 23
Labor Day Celebration	19, 25
Laurel Hill Playground and School.....	60, 72
Law Department	11, 15, 21
Legislative, Judicial and General Administrative Activities.....	15, 21
Lexington Avenue	60, 72
Lippitt Memorial Park	60
Lippitt Hill Playground.....	60, 61
Liquor—City License Fees.....	10
Liquor—City Share—State Tax.....	10
Local #278, American Federation of State, County and Municipal Employees A. F. L.-C. I. O.....	84, 85, 88
Local #799 International Association of Fire Fighters.....	85, 88, 96
Local #958, American Federation of Teachers.....	85, 88, 96, 101
Local #1033 Public Employees' Union.....	85, 88, 97, 101
Local #1211 Providence School Employees Union.....	85, 88, 97, 101
Local #1339 School Clerks Union.....	85, 88, 97, 101
Lockwood Street R.I.	49, 69
Locust Grove Cemetery Fund	85, 88
Locust Grove Cemetery Fund Income	85, 88, 97, 101
London Group Life Insurance	85, 88
London Group Life Insurance—School	88
Lower South Providence Playground.....	60
Man, Anna H., Trust Fund.....	11, 85, 88
Man, Anna H., Trust Fund Income.....	88, 97, 101
Manton Housing Project	61
Major Park Swimming Pool.....	61
Mashapaug Pond	49, 68, 69
Matured Bonds Payable.....	3, 4
Matured Bond Interest Payable.....	3, 4
Mayor's Office	11, 15, 21
Michigan Street	61
Asa Messer	70
Mechanical Equipment and Installations Division.....	22
Memorial Award Committee	24
Merino Park	61
Merino Bridge Replacement	52
Metcalf Field	61
Mini Park	61
Miscellaneous Federal Programs	118
Model Cities	49, 61, 66, 69
Modernization & Construction—Schools.....	70-75
Modernization and Construction—Capital	70
Modernizing Fire Department.....	45

Mt. Hope Project R. I. R-18	49, 51, 63, 69
Mount Pleasant Recreation Field and School	61, 72
Municipal Christmas Observance	19, 25
Municipal Docks	7, 16, 39, 40, 41, 53
Municipal Dock—Extension to	39, 40, 41, 44, 48, 53
Municipal Garage	106, 107, 109
Municipal Garage Revolving Fund	106, 107, 109
Municipal Golf Course Club House	12, 61, 62
Municipal Wharf Shed—Loan Account	40, 44
Mutual Benefit Life Insurance	86, 87
Nathan Bishop Playground and School	62, 70
Nathaniel Greene	71, 75
Nelson Street	62, 73
Net Resources—Revolving Funds	3
Neutaconkanut Baseball Field	62
Neutaconkanut Park	62
Neutaconkanut Bowling Green	62
New York Avenue Playfield	62
New Water Main Account	87, 90, 99, 104
Niagara Street Playground	62
Nickerson House	17, 23
North Burial Ground Bicentennial	24
North Burial Ground Revolving Grant	106-110
North Burial Ground Perpetual Care Fund	85, 88, 97, 101
North Burial Ground Perpetual Care Fund Income	85, 89, 97, 101
North Burial Ground Reserve Account	17, 24, 85, 89, 97
Notes Payable—Capital	38, 39
O'Brien Tot Park	62
Off-Street Parking Facilities	40, 41, 46, 48, 67
Ohio Avenue	62
Old Outstanding Checks Written Off	9
Oliver H. Perry, Junior High School	73
Omnibus Crime Control and Safe Streets Act of 1968	85, 88
Tim O'Neil Field	62, 63
Overpayment of City Taxes	6, 8
Overpayment of Sewer Rentals	8
Overpayment of Water Rates	8
Oxford Street Future Playground	63
Parks Beautification Plan	85, 89, 97, 102
Payment of School Debt	11
Parking Lots, Income From	13
Parking Meter Division	12
Parks General—Rents	11
Patterson Playground	63
Payment from General Fund	5
Payments to Blue Cross & Physicians' Service	24
Payments to Fire Pension Fund	17, 23
Payments to Police Pension Fund	17, 23
Payroll Deductions	85, 89, 96
Pedestrian Shopping Mall Extensions and Additions	85, 89
Payroll Deduction Mutual Benefit Life	85, 88, 89
Pensions	12, 17, 23, 24, 35
Permanent Improvements	2, 38
Petty Cash	4
Pine Street Area	67
Planned Equities Corp.	85, 89, 97, 101
Plainfield Street Swimming Pool	63
Planning and Urban Development	13, 18
Plumbing, Drainage and Gas Piping Division	22
Police Court Fines	11
Police Department	12, 16, 21
Police Pensions	12
Police Station	134
Potter Garden	59
Potter, Gladys, Trust Fund	11, 85, 89, 94
Potter, Gladys, Trust Fund Income	11, 85, 89, 97, 101
Prairie Avenue	63
Premium on Bonds Sold	63
Prepaid Expenditures 1975-1976	4, 6, 31

Prior Year Adjustments and Cancellations.....	9
Probate Court	7, 11, 15, 21
Productive Real Estate.....	148-149
Progress for Providence, Inc.—Office of Economic Opportunity.....	115
Property Taxes	7, 10
Providence Animal Rescue League.....	17
Providence Beautification Plan.....	85, 89, 97, 102
Providence Central Library Addition.....	40
Providence Civic Center	40, 48, 52
Providence Civic Center Bonds	40, 46, 48
Providence Civic Center Surcharge Income	13
Providence Civilian Defense Council.....	13, 18, 24
Providence Elderly Multi-purpose Center	17
Providence Human Relations Commission.....	18, 24
Providence Junior Police Camp Revolving Fund.....	17
Providence Lodge #3 Fraternal Order of Police.....	85, 89, 97, 102
Providence Municipal Court.....	11, 15, 21
Providence Municipal Employees Credit Union.....	85, 89, 97, 102
Providence Permanent Firemen's Relief Association.....	85, 89, 97, 102
Providence Police Association.....	86, 89, 97, 102
Providence Public Library.....	17, 23
Providence Public Library Bonds.....	44
Providence School Department—Community School Programs.....	86
Providence Teachers Credit Union.....	86, 89, 97, 102
Public Celebrations	19, 24
Public Comfort Stations.....	12
Public Parks General—Rents.....	7
Public Parks and Playgrounds	122, 123
Public Parks—Roger Williams Park—Rents.....	12
Public Property	18
Public Property Administration and Purchasing	18
Public Property Forestry	18
Public Property Public Lands and Parks	18
Public Property Maintenance and Repairs	18
Public Property Public Buildings	18
Public Property Custodial Services	18
Public Property Museum	18
Public Property Zoo	18
Public Property Paints and Supplies	50, 52
Public Safety	12, 16
Public Safety Dog Kennel Construction	50, 52
Public Safety Headquarters Improvements	50, 52
Public Schools	17
Public Welfare Administration Building.....	40
Public Works Activities.....	12, 16, 22
Public Works—Administration	7, 16, 22
Public Works—Construction and Maintenance—Administration.....	12, 22
Public Works—Bridge Operation	12, 16, 22, 48
Public Works—Engineering Office.....	12, 16, 22
Public Works—Environment Control.....	12, 16, 22
Public Works—Garbage Collection and Disposal (Incinerator).....	7, 16, 22
Public Works—Garage and/or Municipal Garage and Warehouse Loan.....	40, 45
Public Works—Highways	7, 22
Public Works—Highway Office Building and Garage Loan	40, 45
Public Works—Municipal Docks.....	7, 16, 22, 48
Public Works—Refuse Collection and Disposal.....	12, 16, 22
Public Works—Revolving Funds.....	106
Public Works Revolving Fund Equipment.....	106
Public Works Revolving Fund Stores.....	106
Public Works—Sanitation Division—Administration.....	12, 16, 22
Public Works—Sewage Disposal	7, 16, 22, 48
Public Works—Sewage Pumping Station.....	12, 16, 22, 48
Public Works—Sewer Construction and Maintenance.....	12, 16, 22, 48
Public Works—Sidewalk Contractors' Licenses.....	10
Public Works—Snow and Ice Removal.....	12, 16, 22
Public Works—Street Cleaning.....	12, 16, 22
Public Works—Street Lighting.....	12, 16, 22
Purchasing Department—Municipal Garage Division.....	12
Purchasing Department—Purchasing Division.....	12
Purchasing Department—Purchasing Revolving Fund.....	106
Real Estate	2
Real Estate—Acquired by City at Tax Sale.....	136-146
Real Estate—Dexter Donation	121, 147

Real Estate—Fire Stations.....	133
Real Estate—Miscellaneous.....	125-127
Real Estate—Miscellaneous Public Buildings.....	124
Real Estate—Parks and Playgrounds.....	122, 123
Real Estate—Police Stations.....	134
Real Estate—Productive.....	148-149
Real Estate Property Valuation.....	152
Real Estate—Public Schools.....	128-132
Real Estate Sales Proceeds.....	86, 98
Real Estate Sales Proceeds—North Burial Ground.....	86, 89, 98, 102
Real Estate Sales Proceeds—Roger Wms. Pk. Land Easement.....	86, 89
Refund of Collections—Prior Years General Fund.....	6
Real Estate—Summary of.....	121
Real Estate—Trust and Special.....	2
Real Estate—Water Supply Board.....	135
Receivables—Deducted Contra.....	2, 4
Reconciliation Sheet—Revolving Funds.....	110
Recorder of Deeds.....	7, 11, 15, 21
Recreation Activities.....	17
Recreation, Department of.....	12, 17, 23
Recreation Facilities Bonds.....	44
Recreation Loan.....	40, 54-67
Recreation Loan II.....	40, 49, 54-67
Recreation Loan III.....	40, 49, 54-67
Recreation Loan IV.....	40, 49, 54-67
Recreation Loan V.....	40, 49, 54-67
Recreational — Seasonal.....	17, 23
Redevelopment Agency Funds.....	68
Redevelopment Bonds.....	45, 78
Redevelopment Loans.....	45, 78
Refund of Blue Cross and Physicians Service.....	6
Refund of Social Security Taxes.....	6
Refund of Prior Year Payments.....	6, 9, 31
Refunds of Collections—Prior Years.....	6
Refuse Collection and Disposal.....	12
Relief Fund for Firemen and Policemen.....	18, 23
Rents—City Property.....	7
Rents and Interest.....	11
Repairs and Improvements at Reservoirs.....	77
Repairs and Reconstruction of Bridges.....	40, 42, 52
Reserve for Encumbrances—Capital.....	38
Reserve for Encumbrances—Federal Programs.....	112
Reserve for Encumbrances—General.....	3, 4, 8
Reserve for Extraordinary Expenditures 1975-1976.....	6
Reserve for Social Security Tax.....	6, 86, 89, 98, 102
Reserve for Specific Purposes.....	4, 8
Retirement of Serial Bonds.....	18, 23, 27
Revenue Available when Collected—General.....	3
Revenue Available When Collected—Revolving Funds.....	3
Revenue Available When Collected—Schools.....	3, 31
Revenue Available When Collected—Trust and Special.....	3
Revenue for Extraordinary Expenditures 1975-1976.....	9
Revenue Sharing Programs.....	118
Revolving Funds.....	105-110
Revolving Funds—Balance Sheet.....	106
Rhode Island Arts Festival.....	19, 25
Rhode Island Foundation Scholarship.....	86, 89, 98, 102
Rhode Island Group Health Association.....	86, 89, 98, 102
Rhode Island Historical Society.....	17, 23
R. I. Income Tax Withholding.....	86, 89, 98, 102
Rhode Island Medical Care Fund.....	86, 89
Rhode Island Post Jewish War Veterans.....	19, 24
Rhode Island Tourist Travel Association.....	17
Rhodes Street.....	63
Richardson Street Playground.....	63
Ridge Street.....	63
Roberts Expressway, Dennis J., Owners' Escrow Funds.....	86, 89
Roger Williams Middle School Fire Damage.....	49, 75
Roger Williams Park.....	12, 53
Roger Williams Park—C. H. Smith Trust Fund—Revolving Fund.....	106-110
Roger Williams Park—C. H. Smith—Unallotted Income Account.....	89, 98, 102
Roger Williams Park—Christmas Display.....	19
Roger Williams Park—Phase I—Plains Exhibit.....	49, 54
Roger Williams Park Pool.....	63
Roger Williams Park—Rents.....	12
Roger Williams Tennis Court.....	63
Roosevelt St. Playground.....	63
Roosevelt Street Swimming Pool.....	63

Sale of Code of Ordinance Books	86, 89, 98
Sackett Street Playground and School	64, 73
Saint Augustine	64
Saint Edwards	64
Saint Mary's Academy	64
Saint Michael's School	64
Saint Patrick's	64
Saint Pius	64
Saint Raymond's	64
Saint Thomas	64
Saint Vincent DePaul Infant Asylum	17, 23
Salisbury Street	64
Samuel Bridgham Junior High School	70
Sanitation Buildings Loan	40, 45
Sanitation Division Administration	12, 16, 22
Sanitation—Environment Control	12, 16, 22
Schedule B-1—General Fund—Estimated and Actual Revenues	10-13
Schedule B-2—General Fund—Appropriations, Expenditures and Unexpended Balances	15-19
Schedule B-3—General Fund—Statement of Expenditures	21-25
Schedule B-4—General Fund—Water Department Operating Statement	27
Schedule D-1—School Fund—Estimated and Actual Revenue	32
Schedule D-1A—School Fund—Detail of Revenue and Cash Receipts	33
Schedule D-2—School Fund—Appropriations, Expenditures and Unencumbered Balance of Appropriations	34
Schedule D-2A—School Fund—Details of Revenue Appropriation Expenditures	35
Schedule E-1—Capital Fund—Analysis of Capital Appropriations	48-50
Schedule E-1A—Capital Funds—Appropriation Receipts	51
Schedule E-1B—Capital Fund—Details of Cash Disbursements for Active Capital Accounts	52-78
Schedule G-1A—Trust and Special—Details of Cash Receipts	95-99
Schedule G-1B—Trust and Special—Details of Expenditures	100-104
Schedule H-1a—Revolving Funds—Details of Cash Receipts	108
Schedule H-1b—Revolving Fund—Statement of Expenditures	109
Schedule H-1c—Revolving Fund—Reconciliation of Expenditures	110
Schedule of Expenditures Trust and Special Funds	88-90
Schedule of Receipts Trust and Special Funds	88-90
School Athletic Fields	49
School Athletic Fields Loan	45
School Bonds of 1954	45
School Bonds of 1958	45
School Bonds of 1959	45
School Bonds of 1971	45
School Bonds of 1961	45
School Bonds of 1966	45
School Bonds of 1968	45
School — Capital Expenditures	71-76
School Committee Special Memorial	86, 98
School Department	17, 23, 31, 32, 49
School Disbursements	5, 31, 35
School Estates Revolving Fund	106, 109
School Fund	3, 29-37
School Fund—Encumbrances	31
School Loan	40
School—Classical-Central Education Center	49
School—Classical High—School Loan	45
School for Handicapped Children	45
School Modernization Loans	39, 41, 45, 49
School Revenue	32
Section I—General Fund	1-28
Section II—School Fund	29-36
Section III—Capital Fund	37-78
Section IV—Sinking Fund	79-82
Section V—Trust and Special Funds	83-104
Section VI—Revolving Funds	105-110
Section VII—Federal Programs Fund	111-118
Sewage Disposal	7, 16
Sewage Pumping Station	16
Sewage Treatment Plant—Additions and Alterations	40
Sewage Treatment Plant Loan I	40, 46, 75
Sewage Treatment Plant Loan II	40, 46, 76
Sewage Treatment Plant III	40, 46, 76
Sewer Assessments	7, 10, 89
Sewer Construction	45, 46
Sewer Construction Account	45, 46
Sewer Construction—1964	45, 46
Sewer Construction Bonds—1966	45, 46
Sewer Construction Account—1963-1964	45, 46

Sewer Construction—1969.....	45, 46
Sewer Construction and Maintenance.....	16
Sewer Construction Bonds—1957.....	45, 46
Sewer Fees—Lubec Street.....	86, 89
Sewer Loan.....	40, 46
Sewer Rentals.....	7, 40
Shared State Taxes.....	10
Sharpe, Mary Elizabeth Park Fund.....	106-110
Sharpe, Mary Elizabeth Tree Fund.....	17, 24, 106-110
Shipyards Playfield.....	64
Sidewalk Contractors' Licenses.....	10
Sidewalk and Curbing Assessments.....	10
Sinking Fund.....	3, 80
Sinking Fund Balance Sheet.....	3, 80
Sinking Fund Disbursements.....	81
Sinking Fund Receipts.....	81
Sludge Incinerator Bonds.....	46, 48, 76
Slum Clearance and Redevelopment.....	39, 68
Slum Clearance II.....	49
Slum Clearance III.....	49, 68
Slum Clearance IV.....	49, 68
Slum Clearance V.....	49, 69
Smith, Charles H., City of Providence Trustee u/w.....	86, 89, 94, 98, 102
Smith, Charles H., City of Providence Trustee u/w of—Real Estate Sales Proceeds— Condemnation Income.....	86, 89, 98, 102
Smith, Charles H., City of Providence Trustee u/w of—Real Estate Sales Proceeds— Superior Court.....	86, 89, 98, 102
Smith, Charles H., City of Providence Trustee u/w of—Real Estate Sales Proceeds— Superior Court Income.....	86, 89, 98, 103
Smith, Charles H., City of Providence Trustee u/w of—Real Estate Sales Proceeds— Condemnation.....	86, 89, 98, 102
Smith, Charles H. Trust Fund.....	86, 89, 94
Smith, Charles H. Trust Fund—Income Account.....	86, 89, 98
Smith Street Playground Extension.....	64, 65
Snow and Ice Removal.....	12, 16, 22
Soldiers' Burials.....	17, 23
South Providence Swimming Pool.....	65
Specific Allocations Required by Law.....	5
State Grants-in-Aid.....	32, 33
State of Rhode Island—Real Estate Conveyance Tax.....	86, 89, 98, 103
State Sales Tax—Water.....	86, 89, 98, 103
Statement of Accounts Payable—School Fund.....	31
Statement of Accounts Receivable—General Fund.....	7
Statement of Accounts Receivable—School Fund.....	31
Statement of Appropriation Liabilities.....	8
Statement of Bonds Outstanding—Capital Fund.....	44, 45, 46
Statement of Cash Receipts and Disbursements—Capital Fund.....	39
Statement of Cash Receipts and Disbursements—General Fund.....	6
Statement of Cash Receipts and Disbursements—School Fund.....	31
Statement of Changes in Bonds Outstanding—Capital Fund.....	42
Statement of Changes in Taxes Receivable—General Fund.....	8
Statement of Expenditures—General.....	15-19
Statement of Expenditures—Revolving Funds.....	109
Statement of Investments for Abby A. King Trust Fund.....	93
Statement of Investments for Charles H. Smith Trust Fund.....	94
Statement of Investments for City of Providence—Trustee u/w of Charles H. Smith.....	94
Statement of Investment for Dexter Donation Trust Fund.....	91
Statement of Investments for Dexter Donation Trust Fund Income.....	92
Statement of Investments for Ebenezer Knight Dexter Trust Fund.....	91
Statement of Investments for Emergency Public Improvement Fund.....	95
Statement of Investments for Gladys Potter Trust Fund.....	94
Statement of Notes Payable—Capital.....	41
Statement of Permanent Improvements—Capital Fund.....	40
Statement of Reserve for Specific Purposes.....	4, 8
Statement of Revenue, Estimated and Actual—General Fund.....	10-13
Statement of Revenue, Estimated and Actual—School Fund.....	32
Statistical Information.....	119-153
Street Cleaning.....	12, 16, 22
Street Lighting.....	12, 16, 22
Structures and Zoning Division.....	21
Gilbert Stuart School.....	58, 74
Suggestion Award Account.....	86, 89
Summertime Program Payroll Transfer Fund.....	89
Summary of Cash Receipts and Disbursements—Revolving Funds.....	107
Summary of Cash Receipts and Disbursements—Sinking Funds.....	81
Summary of Cash Receipts and Disbursements—Trust and Special Funds.....	88-90
Summary General and School Fund Receipts and Expenditures.....	5
Summary of Inventories of Personal Property.....	150-151

Summary of Real Estate.....	121
Summertime Program Payroll Transfer Fund	86
Summit Avenue Playground and School	65, 73
Superintendent of Weights and Measures.....	12, 16, 21
Table 1—Real Estate.....	121-147
Table 2—Productive Real Estate.....	148-149
Table 3—Inventory of Personal Property.....	150-151
Table 4—City Taxes and Valuation by Years.....	152
Table 5—Debt, Net Debt, Population and Valuation by Years	153
Taylor Street	65
Taylor Street Playground	65
Tax Reverted Properties.....	8, 10
Tax Sheltered Annuities.....	86, 87, 89, 98, 99, 103
Taxes—Abatements and Cancellations.....	8
Taxes—Collections	8
Taxes—Levied	8
Taxes—Receivable	7, 8
Tell Street Playground	65
Temple Street Playground and School	65, 74
Temporary Investments General Fund	6
Tillinghast Donation	87, 89
Tillinghast Donation Income Account.....	89, 99, 103
Tim O'Neil Field	62, 63
Tingley, Samuel H. Trust Fund.....	11, 87, 89
Tingley, Samuel H. Trust Fund Income.....	89, 99, 103
Title I ESEA (1965) Federal.....	113
Title II, ESEA (1965) Federal.....	114
Title III ESEA (1965) Federal.....	114
Title IV Federal.....	114
Title V (1965)	114
Title VI Federal.....	114, 115
Title VII Federal.....	115
Title VIII (1965)	115
Title IX (1965)	115
Title X	118
Tockwotton Park Swimming Pool	65
Tot Lots, Playgrounds, and Playfields.....	54-67
Traffic Signal Installations	40
Traffic Engineering Department.....	12, 16, 22
Treasury Department	12, 16, 21
Trust and Special Balance Sheet.....	84-87
Trust and Special—Detail of Cash Receipts.....	95-99
Trust and Special—Detail of Expenditures.....	100-104
Trust and Special Funds.....	3
Trust and Special—Investments Detail.....	87
Trust and Special Savings Bank Balances.....	87
Trust and Special—Statement of Investments for Dexter Donation Trust Fund.....	93
Trust and Special—Statement of Investments for Dexter Donation Trust Fund Income	91
Trust and Special—Summary of Cash Receipts and Disbursements	88-89
Unamortized Expenditures Made from Proceeds of Bonds and Notes Issued—Capital Fund	2, 38
Unclaimed Bond Interest Payable—Water.....	8
Unclaimed Estates Income	13, 87, 99, 103
Unclaimed Matured Bonds Payable—General.....	8
Unclaimed Estates	13, 89, 99
Unencumbered Appropriations	3
Unexpended Balances from Proceeds of Bonds and Notes Issued—Capital Fund	3, 33
Unfunded Deficits	3, 4
United Fund Incorporated.....	37, 90, 99, 103
Unmarried Police and Fire Widows	18
U. S. Department of Health, Education and Welfare.....	116
U. S. Department of Labor.....	116, 117
V. J. Day Celebration	19, 25
Valley Street Playground	65
Valley View	65
Valley View Housing Fund.....	87
Valley View Housing Reserve.....	87
Valuation by Years.....	152, 153
Veazie Street Playground and School	65, 74
Vest Pocket Parks	66
Veterans of Foreign Wars.....	19, 24

Vineyard Street School	74
Vinton, Emmeline Owen Fund	87, 90
Vinton, Emmeline Owen Fund Income	87, 90, 99, 103
Vinton, Frederick Arnold, M.D., Fund	87, 90
Vinton, Frederick Arnold, M.D., Fund Income	87, 90, 99, 103
Viscolosi Tot Playground	66
Vital Statistics	10, 17, 22
Vocational Education Act (1963)	117, 118
Waldo Street	66
Wallace Street Playground	66
Warren Street	66
Washington, Aborn, Fountain and Beverly Streets	67
Water Board Collection—City Collector	12, 15, 21
Water Bonds of 1971	46
Water Department	13, 27, 50, 77
Water Department Additional Rapid Sand Filters	50, 77
Water Department Aqueduct Land Condemnation and Easement	50
Water Department Installation of Raw Water Booster Pumping Station	50
Water Dept.—Miscellaneous Water Extensions	13
Water Department Operating Statement General Fund	27
Water Department—Surplus	27
Water Depreciation and Extension Fund	87, 90, 99, 104
Water Disbursements	27
Water Distribution Reservoir	46
Water Improvements Plans and Specifications	87, 90
Water Meter Conversion Revolving Fund	106-110
Water Purification Works Improvements I	46, 50
Water Revenue	27
Water Stores Revolving Fund	106-110
Water Supply Board	7, 19, 25, 27
Water Supply Board—Accounting and Commercial Division	19, 25
Water Supply Board—Administration	19, 25
Water Supply Board—Contributions to Employees' Retirement System	19, 25
Water Supply Board—Federal Old Age and Survivors Insurance	19, 25
Water Supply Board—Interest on Bonded Debt	19, 25
Water Supply Board—Retirement of Serial Bonds	19, 25
Water Supply Board—New Water Main	87, 90, 99, 104
Water Supply Board—Operating Surplus	27
Water Supply Board—Source of Supply	19, 25
Water Supply Board—Taxes	19, 25
Water Supply Board—Transmission and Distribution	19, 25
Water Works Improvements	40
Webster Avenue School	74
Welfare Activities	12, 17, 22
Welfare Administration	17, 22
Welfare Dept.—General Public Assistance	12, 22
Westminster Mall	7, 13
West Broadway Project	49, 51
West River Project—U.R. R. 1. 1-6	49, 68, 69
Weybosset Hill Land Rental	87, 90, 99, 103
Weybosset Hill Renewal Project	49, 51, 63, 69
Willard Center	66
Williams Field	66
Windmill Street and School	66, 75
Worcester, Eddy and Fountain Streets	67
York Pond and Hickey Pond	67
Zoning Board of Review	13, 24, 87
Zoning Study U.P. Project No. R. I. P-17-G	87
Zuccolo Memorial Pool	67

OFFICE OF THE CITY CONTROLLER

August 7, 1977

TO THE HONORABLE VINCENT A. CIANCI, JR., MAYOR, AND
THE HONORABLE THE CITY COUNCIL:

In compliance with the requirements of the City Ordinances there is submitted herewith the One Hundred and Thirtieth Annual Financial Report of the City Controller. Part I consists of financial exhibits and schedules of conditions and operations of the funds of the City and those under its control. Part II sets forth information in connection with real estate holdings and other facts of a general nature.

PART I

Part I consists of seven sections in accordance with the fund structure of the City. These may be found in Section I. Their titles and brief description follows:

EXHIBIT "A":

A combined statement of the balance sheets of all seven funds.

EXHIBIT "C":

A combined summary of general and school fund receipts and expenditures.

The sections of this part of the report may be found in the following order:

1. GENERAL FUND
2. SCHOOL FUND
3. CAPITAL FUNDS
4. SINKING FUNDS
5. TRUST AND SPECIAL FUNDS
6. REVOLVING FUNDS
7. FEDERAL PROGRAMS FUNDS

The "Net Debt" of the City as of June 30, 1976 is set forth in the following analysis:

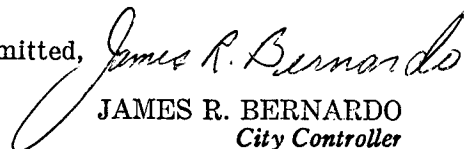
BONDED DEBT:	June 30, 1975	June 30, 1974	Increase Decrease* in Net Debt
Exhibit E-4A	\$65,632,000.00	\$70,998,000.00	\$ 5,466,000.00
LESS: SINKING FUNDS, PREMIUMS ON BONDS SOLD, HOUSING AUTHORITY RESERVE, AND CAPITAL DEBT FUND.			
Exhibit F Sinking Funds	\$ 235,274.72		
Exhibit G Premium on Bonds...	—0—		
Exhibit G Housing Authority Reserve	—0—		
Schedule E-1 Capital Debt Fund....	—0—		
	235,274.72		
Exhibit F Sinking Funds	\$ 220,173.41		
Exhibit G Premium on Bonds...	—0—		
Exhibit G Housing Authority Reserve	—0—		
Schedule E-1 Capital Debt Fund...	29,556.62	249,730.03	14,455.31
NET BONDED DEBT.....	\$65,296,725.28	\$70,748,269.97	\$ 5,451,544.69
ADD:			
NOTES PAYABLE			
Exhibit E-3	10,208,000.00	4,683,000.00	5,525,000.00
TOTAL NET DEBT.....	\$75,504,725.28	\$75,431,269.97	
INCREASE IN NET DEBT			\$ 73,455.31

PART II

Schedule of Real Estate, Leases and Rentals owned or controlled by the City of Providence are included in this part, and were prepared by the Engineering Office of the Public Works Department.

Tables 3, 4, and 5 contain information in connection with personal property inventories, taxes, debt and population.

Respectfully submitted,


JAMES R. BERNARDO
City Controller

PART I

SECTION I

General Fund

COMBINED BALANCE SHEET

June 30, 1976

Assets	Total	General Fund	School Fund	Capital Fund	Sinking Fund	Trust and Special Funds	Revolving Fund	Federal Programs Fund
Cash	\$ 6,106,284.44	\$ 1,440,203.50	\$ 295,517.30	\$ 802,466.05	\$ 235,274.72	\$ 2,053,981.67	\$ 204,038.41	\$ 1,665,837.39
Cash on Deposit with Fiscal Agents for Payment of Bonds and Interest.....	1,194,081.41	1,194,081.41						
Cash on Deposit with Airlines.....	425.00	425.00						
Due from Other Funds.....	142,456.70						142,456.70	
Accounts Receivable (Deducted Contra).....	1,084,024.36					1,084,024.36		
Property Taxes	15,928,365.95	15,928,365.95						
Tax Reverted Property.....	842,762.65	842,762.65						
State Grants-In-Aid	506,360.35	506,360.35						
Other	1,474,766.24	1,458,868.82					15,897.42	
Accounts Receivable (Not Deducted Contra)								
Due from U.S. Government.....	3,634,171.17							3,634,171.17
Prepaid (1976-77) Expenditures	7,020.60	7,020.60						
Due from City of Providence.....	1,509,127.04		1,763,033.05					253,906.01
Inventory	240,259.08						240,259.08	
Fixed Assets	603,897.73						603,897.73	
Real Estate	2,970,602.65					2,970,602.65		
Investments	70,379,960.99			2,200,000.00		67,179,960.99		1,000,000.00
Unamortized Expenditures made from Proceeds of Bonds and Notes Issued for:								
Area Development	12,981,681.17			12,981,681.17				
Emergency Housing	225,000.00			225,000.00				
Permanent Improvements	58,954,351.38			58,954,351.38				
Capital Purposes	324,605.42			324,605.42				
Unexpended Balance from Proceeds of Bonds and Notes Issued for:								
Permanent Improvements	3,196,043.20			3,196,043.20				
Area Development	58,318.83			58,318.83				
Capital Authorities Not Yet Hired for:								
Area Development	11,560,000.00			11,560,000.00				
Permanent Improvements	18,932,000.00			18,932,000.00				
Total Assets	\$212,856,566.36	\$21,378,088.28	\$ 1,467,515.75	\$109,234,466.05	\$ 235,274.72	\$73,288,569.67	\$ 1,206,549.34	\$ 6,046,102.55
		Exhibit B	Exhibit D	Exhibit E	Exhibit F	Exhibit G	Exhibit H	Exhibit J

Liabilities	Total	General Fund	School Fund	Capital Fund	Sinking Fund	Trust and Special Funds	Revolving Fund	Federal Programs Fund
Accounts Payable	\$ 5,225,056.18	\$ 2,784,130.41	\$ 1,467,515.75			\$ 942,719.04	\$ 30,690.98	
Reserve for Encumbrances.....	3,767,176.35	770,427.76		\$ 2,559,790.67				\$ 436,957.92
Due to Other Funds.....	127,622.16						138,604.16	10,982.00
Other Liabilities:								
Matured Bonds Payable.....	698,000.00	698,000.00						
Matured Bonds Interest Payable.....	496,081.41	496,081.41						
Notes Payable:								
Area Development	3,440,000.00			3,440,000.00				
Permanent Improvements	5,768,000.00			5,768,000.00				
Capital Purposes	1,000,000.00			1,000,000.00				
Bonds Outstanding:								
Area Development	9,600,000.00			9,600,000.00				
Emergency Housing	225,000.00			225,000.00				
Permanent Improvements	55,707,000.00			55,707,000.00				
Revenue Available When Collected.....	19,768,715.14	18,736,357.77				1,028,504.83	3,852.54	
Reserves:								
Specific Purposes	77,036.09	77,036.09						
Unencumbered Appropriations	36,554,802.01			30,934,675.38				5,620,126.63
Fund Balance	71,552,620.52				\$ 235,274.72	71,317,345.80		
Net Resources	1,033,401.66						1,033,401.66	
Unfunded Deficits	2,183,945.16	2,183,945.16						
Total Liabilities	\$212,856,566.36	\$21,378,088.28	\$ 1,467,515.75	\$109,234,466.05	\$ 235,274.72	\$73,288,569.67	\$ 1,206,549.34	\$ 6,046,102.55
		Exhibit B	Exhibit D	Exhibit E	Exhibit F	Exhibit G	Exhibit H	Exhibit J

GENERAL FUND**BALANCE SHEET**

June 30, 1976

Assets		Liabilities	
Cash:		Appropriation Liabilities (Exhibit B-4):	
In Depositories	\$ 1,432,483.50	Accounts Payable	\$ 2,784,130.41
Petty Cash	7,720.00	Reserve for Encumbrances	770,427.76
Total Cash (Exhibit B-1)	\$ 1,440,203.50	Total Appropriations Liabilities	\$ 3,554,558.17
Cash on Deposit with Fiscal Agents for Payment of Bonds and Interest	1,194,081.41	Other Liabilities:	
Deposit with Airlines	425.00	Matured Bonds Payable	\$ 698,000.00
Receivable—Deducted Contra:		Matured Bonds Interest Payable	496,081.41
Accounts Receivable:		Total Other Liabilities	1,194,081.41
(Exhibit B-2)		Contra Deducted Receivables:	
Property Taxes—Current	\$ 5,257,289.11	Accounts Receivable	\$17,387,234.77
Property Taxes—Prior	10,671,076.84	Due from State of Rhode Island	506,360.35
Other	1,458,868.82	Tax Reverted Properties	842,762.65
	\$17,387,234.77	Total Contra Deducted Receivables	18,736,357.77
Due from State of Rhode Island:		Reserves:	
Grant-In-Aid (G.P.A.)	506,360.35	Specific Purposes (Exhibit B-5)	\$ 77,036.09
Tax Reverted Properties	842,762.65	Total Reserves	\$ 77,036.09
	18,736,357.77	Unfunded Deficit (Exhibit B-6)	2,183,945.16
Prepaid (1976-77) Expenditures	7,020.60	Total Liabilities	\$21,378,088.28
Total Assets	\$21,378,088.28		

Footnotes:

¹A contingent liability for Deficiency Contributions of \$49,630,678.00 is reflected by the Estimated Valuation Report of the Employees Retirement System of the City of Providence.

²On July 1, 1975 Property Taxes in the amount of \$64,247,574.61 became due and payable. They may be paid in four installments.

Exhibit C

**Summary of General and School Fund Receipts and Expenditures
For the Fiscal Year Ended June 30, 1976**

Receipts:

General (Schedule B-1)		\$82,558,565.78
School (Schedule D-1)		<u>10,886,676.78</u>
Total Receipts		\$93,445,242.56

Expenditures:

General (Schedule B-3)	\$81,980,960.73
School (Schedule D-2)	<u>\$34,025,756.97</u>

Less:

Payment from General Fund (Included in Schedule B-3)	<u>23,278,439.00</u>	<u>10,747,317.97</u>
--	----------------------	----------------------

Total Expenditures		<u>92,728,278.70</u>
--------------------------	--	----------------------

Gross Surplus Receipts		<u>\$ 716,963.86</u>
------------------------------	--	----------------------

Add Specific Allocations Required by Law:

School Department Unencumbered Appropriation Adjustment:	\$ 139,358.81
--	---------------

Deduct Balance Carried Over from (1974-1975)	<u>—0—</u>	<u>139,358.81</u>
--	------------	-------------------

NET SURPLUS RECEIPTS YEAR ENDED JUNE 30, 1976		<u><u>\$ 577,605.05</u></u>
---	--	-----------------------------

Exhibit B-1

GENERAL FUND**Statement of Cash Receipts and Disbursements****For the Fiscal Year Ended June 30, 1976**

Cash Balance July 1, 1975		\$ 311,020.78
Receipts:		
Revenue—Schedule B-1	\$82,558,565.78	
Non-Revenue:		
Temporary Investments	\$ 1,800,000.00	
Overpayment of City Taxes	97,412.48	
Refund of Prior Year Payments	460.00	
Refund of Blue Cross and Physicians Service	6,685.46	
Refund of Social Security Taxes	5,134.25	
Refund of Union Dues	4,081.00	
Total Non-Revenue Receipts	1,913,773.19	
Total Receipts		84,472,338.97
Total Cash Available		\$84,783,359.75
Disbursements:		
Revenue:		
Schedule B-2	\$78,875,231.06	
Less (1974-1975)	60,195.56	\$78,815,035.50
Non-Revenue:		
Overpayment of City Taxes	81,623.55	
Refund of Blue Cross and Physicians Service	6,685.46	
Deficit Cumulated	76,466.52	
Reserve for Social Security	5,134.25	
Prepaid Payrolls	7,020.60	
Refund of Collections—Prior Years	8,748.45	
Reserve for Extraordinary Expenditures	2,396,961.00	
Accounts Payable (Prior)	1,941,406.92	
Refund of Union Dues	4,074.00	
Total Non-Revenue Disbursements	4,528,120.75	
Total Disbursements		83,343,156.25
Cash Balance June 30, 1976		\$ 1,440,203.50

Exhibit B-2

GENERAL FUND

Statement of Accounts Receivable

At June 30, 1976

Property Taxes—Current:			
	1975.....		\$ 5,257,289.11
Property Taxes—Prior:			
	1974.....	\$ 2,085,240.25	
	1973.....	1,796,431.15	
	1972.....	1,296,412.43	
	1971.....	1,059,597.13	
	1970.....	756,389.77	
	1969.....	363,886.38	
	1968.....	568,965.79	
	1967.....	485,683.67	
	1966.....	443,875.77	
	1965.....	418,377.08	
	1964.....	420,811.79	
	1963.....	219,284.92	
	1962.....	219,264.90	
	1961.....	267,325.34	
	1960.....	269,530.47	10,671,076.84
Total Property Taxes Receivable.....			\$15,928,365.95
Other Accounts Receivable:			
	Sewer Rentals	\$ 63,469.32	
	Sewer Assessments	26,989.41	
	Rents	19,121.55	
	Public Works Administration	50.00	
	Sewage Disposal	102,675.09	
	Garbage Collection and Disposal	977.27	
	Highways	1,025.68	
	Municipal Docks	304,898.51	
	Charles V. Chapin Hospital	25,730.65	
	Public Parks General Rents	200.00	
	Westminster Mall	7,139.76	
	Recorder of Deeds	343.50	
	Probate Court	1,135.22	
	Water	905,112.86	
Total Other Accounts Receivable.....			1,458,868.82
Total—General Fund.....			\$17,387,234.77

Exhibit B

Exhibit B-3

GENERAL FUND

Statement of Changes in Taxes Receivable
For the Fiscal Year Ended June 30, 1976

Taxes Receivable Balance July 1, 1975		\$14,003,881.53
Add:		
Taxes Levied		53,285,388.25
Total		\$67,289,269.78
Deduct:		
Collections	\$50,492,549.36	
Abatements and Cancellations	685,010.01	
Tax Reverted Properties	183,344.46	51,360,903.83
Taxes Receivable June 30, 1976		<u>\$15,928,365.95</u>

Exhibit B-4

GENERAL FUND

Statement of Appropriation Liabilities
At June 30, 1976

Accounts Payable:		
Current		\$ 2,784,130.41
Reserve for Encumbrances:		
Current	\$ 705,394.72	
Prior	65,033.04	770,427.76
Total		<u>\$ 3,554,558.17</u>

Exhibit B

Exhibit B-5

GENERAL FUND

Statement of Reserves for Specific Purposes
At June 30, 1976

Overpayment—Sewer Rentals	\$	8.84
Overpayment of Water Charges		441.48
Overpayment of City Taxes		75,563.77
Unclaimed Bond Interest—Water		111.25
Unclaimed Bonds Interest Payable—General		903.75
Unclaimed Refund of Union Dues		7.00
Total	\$	<u>77,036.09</u>

Exhibit B

Exhibit B-6

GENERAL FUND

Analysis of Unfunded Deficit
For the Fiscal Year Ended June 30, 1976

Balance July 1, 1975		\$ 1,135,443.13
Add:		
Refund of Collections (Prior Years)	\$ 105,618.10	
Prior Year Adjustments	23,206.45	128,824.55
Sub Total		1,264,267.68
Deduct:		
Reserve for Encumbrances Issued Prior to July 1, 1975	\$ 3,846.18	
Refund of Prior Payments	460.00	
Prior Year Adjustments	239,892.99	
Old Outstanding Checks written off	5.78	244,204.95
		\$ 1,020,062.73
Add:		
Current Year Operating Deficit — Schedule B-7		1,163,882.43
Total Cumulative Deficit June 30, 1976		<u>\$ 2,183,945.16</u>

Exhibit B

Exhibit B-7

GENERAL FUND

Analysis of Current Year Surplus — (Deficit)
At June 30, 1976

Total Receipts—Schedule B-1	\$82,558,565.78	
Less: Reserve for Extraordinary Expenditures (Additional Appropriation)	2,396,961.00	
Net Receipts		\$80,161,604.78
Less expenditures — Schedule B-3		81,980,960.73
Net Operating Deficit		\$ 1,819,355.95
Add: Surplus carry over from Prior Year		655,473.52
Net Operating Deficit June 30, 1976		<u>\$ 1,163,882.43</u>

Schedule B-1

GENERAL FUND
ESTIMATED AND ACTUAL REVENUES
For the Fiscal Year Ended June 30, 1976

	Budget Estimate	Net Actual Revenues	Budget Comparison Excess	Deficiency
PROPERTY TAXES:				
Current Year's Levy	\$48,000,000.00	\$47,177,324.12		\$ 822,675.88
Previous Year	1,800,000.00	2,793,410.21	\$ 993,410.21	
Prior Years	400,000.00	400,925.79	925.79	
Tax Reverted Property	10,000.00	9,720.13		279.87
Total—Property Taxes	\$50,210,000.00	\$50,381,380.25	\$ 994,336.00	\$ 822,955.75
SHARED STATE TAXES:				
Horse Racing	\$ 510,000.00	\$ 402,889.89		\$ 107,110.11
Liquor—State Tax	45,000.00	33,683.39		11,316.61
General City Purposes	589,000.00	598,953.00	\$ 9,953.00	
Total—Shared Taxes	\$ 1,144,000.00	\$ 1,035,526.28	\$ 9,953.00	\$ 118,426.72
BUSINESS AND NON-BUSINESS LICENSES:				
Liquor—City Licenses	\$ 264,000.00	\$ 277,076.17	\$ 13,076.17	
Bureau of Licenses—Dog Licenses	6,000.00	4,839.00		\$ 1,161.00
Bureau of Licenses—Entertainments, Etc.	65,825.00	61,033.50		4,791.50
City Clerk—Auctioneers and Weighers	2,000.00	800.00		1,200.00
Vital Statistics—Marriages, Etc.	5,300.00	5,524.00	224.00	
Bureau of Licenses—Petroleum Storage	10,000.00	9,570.00		430.00
Public Works:				
Sidewalk Contractors and Sewer Connections	300.00	400.00	100.00	
Highway Privileges	250.00	235.00		15.00
Building Inspection Department:				
Structures and Zoning	57,000.00	78,464.99	21,464.99	
Plumbing, Drainage and Gas Piping	12,000.00	12,045.41	45.41	
Electrical Installations	20,000.00	24,158.30	4,158.30	
Mechanical Equipment and Installations	27,000.00	21,858.38		5,141.62
Total—Business and Non-Business Licenses	\$ 469,675.00	\$ 496,004.75	\$ 39,068.87	\$ 12,739.12
SPECIAL ASSESSMENTS:				
Sewers	\$ 3,500.00	\$ 3,217.95		\$ 282.05
Total—Special Assessments	\$ 3,500.00	\$ 3,217.95		\$ 282.05

Schedule B-1—Continued

GENERAL FUND

ESTIMATED AND ACTUAL REVENUES

For the Fiscal Year Ended June 30, 1976

	Budget Estimate	Net Actual Revenues	Budget Excess	Comparison Deficiency
FINES, FORFEITS AND ESCHEATS:				
Police Court Fines.....	\$ 550,000.00	\$ 473,686.00		\$ 76,314.00
Total—Fines, Forfeits and Escheats.....	\$ 550,000.00	\$ 473,686.00		\$ 76,314.00
GRANTS-IN-AID (STATE OF RHODE ISLAND):				
General Public Assistance.....	\$ 9,541,865.00	\$ 7,749,772.87		\$ 1,792,092.13
For Payment of School Debt.....	536,000.00	604,976.00	\$ 68,976.00	
In Lieu of Manufacturers Equipment Inventory Tax.....	1,058,920.00	1,058,920.00		
In Lieu of Intangible Taxes.....	981,583.00	981,583.00		
Total—Grants-In-Aid	\$12,118,368.00	\$10,395,251.87	\$ 68,976.00	\$ 1,792,092.13
DONATIONS:				
Public Parks:				
Anna H. Man Trust Fund	\$ 21,000.00	\$ 20,229.08		\$ 770.92
Samuel H. Tingley Trust Fund.....	5,900.00	5,400.10		499.90
Gladys Potter Trust Fund.....	700.00	687.50		12.50
In Lieu of Tax Exempt Property	2,500.00			2,500.00
Total—Donations	\$ 30,100.00	\$ 26,316.68		\$ 3,783.32
RENTS AND INTEREST:				
Rental—City Property	\$ 20,000.00	\$ 15,216.16		\$ 4,783.84
Interest—Overdue Taxes and Sewer Assessments.....	250,000.00	334,603.09	\$ 84,603.09	
Interest on General Fund Investments	1,000,000.00	605,124.92		394,875.08
Housing Authority—City of Providence — Low Cost	28,000.00			28,000.00
Total—Rents and Interest.....	\$ 1,298,000.00	\$ 954,944.17	\$ 84,603.09	\$ 427,658.92
DEPARTMENTAL REVENUES:				
Legislative, Judicial and General Administration:				
City Council	\$ 350.00	\$ 1,855.00	\$ 1,505.00	
City Clerk	1,400.00	1,810.28	410.28	
Probate Court	50,000.00	53,614.32	3,614.32	
Providence Municipal Court	75,000.00	90,413.00	15,413.00	
Recorder of Deeds.....	80,000.00	63,312.04		\$ 16,687.96
City Sergeant	1,500.00	2,641.87	1,141.87	
Law Department		1,435.13	1,435.13	
Board of Canvassers and Registration.....		366.50	366.50	
Mayor's Office		29.00	29.00	

GENERAL FUND

ESTIMATED AND ACTUAL REVENUES

For the Fiscal Year Ended June 30, 1976

	Budget Estimate	Net Actual Revenues	Budget Comparison Excess Deficiency
Finance Administration:			
Finance Director		155.00	155.00
City Controller's Division.....	30,106.00	40,987.23	10,881.23
Data Processing Division.....	225,000.00	173,046.00	51,954.00
City Collector's Division.....		24,214.96	24,214.96
City Collector's Division—Water Board Collections.....	38,000.00	43,000.00	5,000.00
City Assessor's Division	500.00	1,249.00	749.00
Purchasing Department	8,000.00	8,365.55	365.55
Treasury Division		186.20	186.20
Public Safety:			
Commissioner of Public Safety		145.25	145.25
Police Department	200,000.00	264,271.96	64,271.96
Fire Department	25,000.00	42,298.81	17,298.81
Superintendent of Weights and Measures.....	8,592.00	8,029.00	563.00
Parking Meter Division.....	170,000.00	167,586.23	2,413.77
Traffic Engineer	100.00	124.20	24.20
Public Works:			
Garage Maintenance and Equipment	200,000.00	230,686.00	30,686.00
Administration		113.50	113.50
Street Cleaning		50.40	50.40
Sewage Disposal	500,000.00	734,334.33	234,334.33
Garbage Collection and Disposal.....		230.65	230.65
Refuse Collection and Disposal		74,147.00	74,147.00
Highways	27,000.00	33,521.22	6,521.22
Sewer Construction and Maintenance.....	150.00	67.52	82.48
Street Lighting	450.00	497.00	47.00
Municipal Docks	1,100,000.00	891,044.40	208,955.60
Bridge Maintenance		180.00	180.00
P.W. Environment Control Center		401.30	401.30
Health Activities:			
Vital Statistics	58,000.00	51,801.00	6,199.00
Public Comfort Stations.....		506.80	506.80
Welfare Activities:			
General Public Assistance.....	65,000.00	111,629.73	46,629.73
Recreation:			
General Parks		477.25	477.25
Roger Williams Park.....	20,000.00	10,334.81	9,665.19
General Parks—Rents	250.00	226.00	24.00
Roger Williams Park—Rents.....		600.00	600.00
Forestry	1,000.00	700.16	299.84
Recreation	4,060.00	6,953.30	2,893.30
Municipal Golf Course	28,000.00	27,725.73	274.27
Pensions:			
Contributions to Employees Retirement System.....	165,900.00	302,437.19	136,537.19
Federal Old Age and Survivors Insurance.....	50,400.00	39,253.09	11,146.91
Police Pension Fund.....	19,940.00	20,284.38	344.38
Fire Pension Fund.....	300.00	736.31	436.31

Schedule B-1—Continued

GENERAL FUND

ESTIMATED AND ACTUAL REVENUES

For the Fiscal Year Ended June 30, 1976

	Budget Estimate	Net Actual Revenues	Budget Excess	Comparison Deficiency
Miscellaneous:				
Zoning Board of Review.....	4,700.00	4,135.00		565.00
Building Ordinance Board of Review.....	1,500.00	1,270.00		230.00
Housing Board of Review.....	120.00	40.00		80.00
Westminster Mall	5,500.00	6,620.16	1,120.16	
Department of Public Property	350.00	466.85	116.85	
Planning and Urban Development	800,000.00	801,360.00	1,360.00	
Reimburse Retirement	600,000.00	18,422.30		581,577.70
Miscellaneous	5,000.00	113,848.88	108,848.88	
Contingencies		590.00	590.00	
Parking Lots Income.....	10,000.00			10,000.00
Blue Cross	33,600.00	41,306.28	7,706.28	
Demolition of Abandoned Property.....	10,000.00	8,376.00		1,624.00
Temporary and Seasonal Employment		105.00	105.00	
Providence Housing Authority		75.00	75.00	
Providence Civilian Defense	50,900.00	44,041.10		6,858.90
Unclaimed Estate Income Interest		363.23	363.23	
Civic Center Surcharge Income		90,537.04	90,537.04	
Total—Departmental Revenue.....	\$ 4,675,668.00	\$ 4,659,632.44	\$ 893,166.06	\$ 909,201.62
Sewer Rentals	\$ 455,000.00	\$ 417,553.61		\$ 37,446.39
Total Revenue—Excluding Water Department	\$70,954,311.00	\$68,843,514.00	\$ 2,090,103.02	\$ 4,200,900.02
Water Department:				
Sale of Water.....	\$ 4,950,000.00	\$ 4,983,039.71	\$ 33,039.71	
Refund on Duplicate Payment		141.00	141.00	
Other	698,575.00	345,174.62		\$ 353,400.38
Total—Water Department	\$ 5,648,575.00	\$ 5,328,355.33	\$ 33,180.71	\$ 353,400.38
Total Revenue—Including Water Department.....	\$76,602,886.00	\$74,171,869.33	\$ 2,123,283.73	\$ 4,554,300.40
RESERVE RECEIPTS:				
Extraordinary Expenditures 1975-1976	\$ 3,252,250.00	\$ 2,396,961.00		\$ 855,289.00
Federal Revenue Sharing	4,669,032.00	6,097,059.00	\$ 1,428,027.00	
Miscellaneous	1,857,318.00	107,323.55		1,964,641.55
Grand Total Receipts.....	\$86,381,486.00	\$82,558,565.78	\$ 3,551,310.73	\$ 7,374,230.95

GENERAL FUND

APPROPRIATION, EXPENDITURES AND UNEXPENDED BALANCES

For the Fiscal Year Ended June 30, 1976

Department	Budget	Additions	Transfers	Available Appropriations	Disbursements	Encumbrances	Unexpended Balances
LEGISLATIVE, JUDICIAL AND GENERAL ADMINISTRATIVE ACTIVITIES:							
City Council	\$ 15,197.00		\$ 5,600.00*	\$ 9,597.00	\$ 1,461.25	\$ 292.25	\$ 7,843.50
Administrative Assistant to City Council	138,730.00		5,600.00	144,330.00	141,539.03	2,765.71	25.26
City Clerk	75,005.00	\$ 4,459.00		79,464.00	72,614.99	1,236.11	5,612.90
Board of Canvassers and Registration	123,301.00	5,096.00		128,397.00	89,188.28	5,128.87	34,079.85
Probate Court	73,061.00	5,096.00		78,157.00	69,282.37	1,367.60	7,507.03
Providence Municipal Court	122,825.00	7,644.00		130,469.00	116,868.52	2,296.77	11,303.71
Mayor's Office	208,381.00	2,548.00	750.00	211,679.00	175,107.34	2,831.82	33,739.84
Law Department	197,956.00	51,274.00		249,230.00	244,073.51	1,957.75	3,198.74
Recorder of Deeds	93,274.00	7,644.00		100,918.00	90,639.38	3,311.39	6,967.23
City Sergeant	16,354.00	1,911.00		18,265.00	14,137.60	297.50	3,829.90
Total—Legislative, Judicial and General Administrative Activities	\$ 1,064,084.00	\$ 85,672.00	\$ 750.00	\$ 1,150,506.00	\$ 1,014,912.27	\$ 21,485.77	\$ 114,107.96
FINANCE ADMINISTRATION:							
Finance Director	\$ 98,328.00	\$ 3,822.00		\$ 102,150.00	\$ 94,605.94	\$ 2,223.57	\$ 5,320.49
City Controller:							
Accounting Division	301,357.00	17,836.00	\$ 3,000.00	322,193.00	269,899.43	8,881.84	43,411.73
Employees' Retirement Division	84,565.00	3,822.00	3,000.00*	85,387.00	72,265.35	1,778.78	11,342.87
Data Processing Division	485,000.00			485,000.00	451,901.43	31,217.00	1,881.57
City Collector:							
Collections—Exclusive of Water	221,036.40	11,466.00		232,502.40	198,502.18	16,202.34	17,797.88
Water Board Collections	47,425.20	4,459.00		51,884.20	42,934.09	1,020.51	7,929.60
City Assessor	388,845.00	166,562.00		555,407.00	429,527.31	11,966.19	113,913.50
Treasury Department	66,562.00	3,185.00		69,747.00	48,602.24	717.98	20,426.78
Board of Tax Assessment Review	18,910.00			18,910.00	18,516.24	185.00	208.76
Food Stamps					55,000.00		55,000.00
Total—Finance Administration	\$ 1,712,028.60	\$ 211,152.00		\$ 1,923,180.60	\$ 1,681,754.21	\$ 74,193.21	\$ 167,233.18

GENERAL FUND

APPROPRIATION, EXPENDITURES AND UNEXPENDED BALANCES

For the Fiscal Year Ended June 30, 1976

Department	Budget	Additions	Transfers	Available Appropriations	Disbursements	Encumbrances	Unexpended Balances
PUBLIC SAFETY:							
Commissioner of Public Safety	\$ 75,502.00	\$ 3,822.00	\$ 14,000.00*	\$ 65,324.00	\$ 54,385.40	\$ 1,050.50	\$ 9,888.10
Police Department	6,329,354.48	468,565.00	1,000.00*	6,796,919.48	6,293,277.87	196,475.66	307,165.95
Fire Department	6,974,257.40	338,156.00	5,000.00	7,317,413.40	6,556,856.11	197,570.35	562,986.94
Superintendent of Weights and Measures	41,373.00	2,548.00		43,921.00	37,620.94	620.70	5,679.36
Department of Communications	744,226.00	45,864.00		790,090.00	706,980.76	25,054.89	58,054.35
Building Inspection Department:							
Building Inspection	146,001.40	9,555.00		155,556.40	141,503.22	2,715.76	11,337.42
Structures and Zoning Division	120,306.00	7,644.00		127,950.00	116,013.98	2,052.75	9,883.27
Plumbing, Drainage and Gas Piping Div.	66,163.00	3,822.00		69,985.00	64,525.29	1,046.25	4,413.46
Electrical Installations Division	66,015.00	3,822.00		69,837.00	62,921.84	1,176.95	5,738.21
Mechanical Equipment and Installations Division	63,576.00	3,822.00		67,398.00	59,731.21	1,108.50	6,558.29
Traffic Engineers	450,892.00	21,840.00		472,732.00	383,488.84	27,224.83	62,018.33
Total—Public Safety	\$15,077,666.28	\$ 909,460.00	\$ 10,000.00*	\$15,977,126.28	\$14,477,305.46	\$ 456,097.14	\$ 1,043,723.68
PUBLIC WORKS ACTIVITIES:							
Public Works—Administration	\$ 187,004.00	\$ 11,466.00		\$ 198,470.00	\$ 186,037.80	\$ 3,607.61	\$ 8,824.59
Engineering Office	283,821.00	17,199.00	\$ 4,105.00*	296,915.00	272,477.73	6,783.50	17,653.77
Sanitation Division:							
Sanitation Division Administration	37,378.00	1,274.00	3,000.00*	35,652.00	27,133.75	506.50	8,011.75
Street Cleaning Section	503,752.00	35,672.00	4,000.00	543,424.00	530,597.47	8,285.90	4,540.63
Sewage Pumping Station	157,176.40	9,464.00	6,000.00	172,640.40	165,464.23	3,059.29	4,116.88
Sewage Disposal Section	1,104,520.80	35,672.00	3,000.00	1,143,192.80	1,061,985.91	56,729.65	24,477.24
Garbage Collection & Disposal Section	1,664,098.80	194,888.00	3,000.00*	1,855,986.80	1,796,874.76	28,877.31	30,234.73
Construction and Maintenance Division:							
Highway Section	1,953,050.80	109,200.00	8,000.00*	2,054,250.80	1,736,413.93	48,300.80	269,536.07
Bridge Maintenance Section	115,205.00	8,008.00	3,000.00	126,213.00	121,558.56	2,144.46	2,509.98
Snow Removal Section	403,320.00	120,000.00	1,000.00*	522,320.00	491,418.98	5,007.77	25,893.25
Sewer Construction & Maintenance Section	630,556.80	43,680.00	13,000.00	687,236.80	643,093.68	11,991.97	32,151.15
Public Service Division:							
Street Lighting Division	1,010,136.00	728.00		1,010,864.00	975,257.91	34,320.64	1,285.45
Municipal Dock Section	155,302.00	9,464.00	7,000.00*	157,766.00	141,564.35	4,492.46	11,709.19
Environment Control	100,207.00	8,008.00	7,105.00	115,320.00	111,543.53	2,385.00	1,391.47
Garage Maintenance and Equipment	250,825.40	16,744.00	10,000.00*	257,569.40	232,151.75	4,374.49	21,043.16
Total—Public Works Activities	\$ 8,556,354.00	\$ 621,467.00		\$ 9,177,821.00	\$ 8,493,574.34	\$ 220,867.35	\$ 463,379.31

HEALTH ACTIVITIES:

Vital Statistics	\$ 56,839.00	\$ 4,459.00		\$ 61,298.00	\$ 54,480.81	\$ 935.75	\$ 5,881.44
Total—Health Activities	\$ 56,839.00	\$ 4,459.00		\$ 61,298.00	\$ 54,480.81	\$ 935.75	\$ 5,881.44

WELFARE ACTIVITIES:

Welfare Administration							
General Public Assistance—Administration	\$ 267,815.00		\$ 4,500.00	\$ 272,315.00	\$ 195,838.23	\$ 4,132.76	\$ 72,344.01
General Public Assistance	9,274,050.00		4,500.00*	9,269,550.00	7,587,451.01	10,106.31	1,671,992.68
Total—Welfare Activities	\$ 9,541,865.00		—0—	\$ 9,541,865.00	\$ 7,783,289.24	\$ 14,239.07	\$ 1,744,336.69

RECREATION ACTIVITIES:

Recreation Department	\$ 212,923.00	\$ 16,016.00		\$ 228,939.00	\$ 437,912.71	\$ 103,371.35	\$ 312,345.06
Junior Police Camp—Point Judith, R. I.	20,000.00			20,000.00	20,000.00		
Providence Elderly Multi-Purpose Center	55,046.80	3,185.00		58,231.80	50,566.97	2,641.90	5,022.93
Recreational — Season	356,969.20			356,969.20	275,516.98	1,994.65	79,457.57
Total—Recreation	\$ 644,939.00	\$ 19,201.00		\$ 664,140.00	\$ 783,996.66	\$ 108,007.00	\$ 227,864.56

EDUCATION:

School Dept.—Exclusive of School Revenues	\$23,183,728.00	\$ 94,711.00		\$23,278,439.00	\$21,400,000.00	\$ 1,763,033.05	\$ 115,405.95
Total—Education	\$23,183,728.00	\$ 94,711.00		\$23,278,439.00	\$21,400,000.00	\$ 1,763,033.05	\$ 115,405.95

GRANTS TO OUTSIDE AGENCIES AND INSTITUTIONS:

Boy Scouts of America	\$ 2,000.00	\$ 30,000.00	\$ 30,000.00*	\$ 2,000.00	\$ 2,000.00		
Dr. Charles V. Chapin Memorial Award	500.00			500.00	405.00		\$ 95.00
Greater Providence Chamber of Commerce			30,000.00	30,000.00	30,000.00		
Providence Animal Rescue League	500.00			500.00			500.00
St. Vincent DePaul Infant Asylum	2,000.00			2,000.00	1,000.00		1,000.00
Jewish Orphanage of Rhode Island	1,000.00			1,000.00			1,000.00
Soldiers' Burials	1,250.00			1,250.00	320.00		930.00
Providence Public Library	725,000.00			725,000.00	725,000.00		
Rhode Island Historical Society	2,000.00			2,000.00	2,000.00		
Nickerson House	3,200.00			3,200.00	3,200.00		
North Burial Ground Fund		10,000.00		10,000.00		\$ 10,000.00	
Historical District Commission	2,000.00			2,000.00			2,000.00
R. I. Tourist Travel Association	4,000.00			4,000.00			4,000.00
Convention Bureau	30,000.00			30,000.00			30,000.00
Mary E. Sharpe Tree Fund	3,000.00			3,000.00	532.50	2,467.50	
Total—Grants to Outside Agencies and Institutions	\$ 776,450.00	\$ 40,000.00	—0—	\$ 816,450.00	\$ 764,457.50	\$ 12,467.50	\$ 39,525.00

PENSIONS:

Contributions to Employees' Retirement System (Exclusive of Water)	2,812,902.00			\$ 2,812,902.00	\$ 2,812,902.00		
Contributions to Elected Officials Retirement System	64,339.42			64,339.42		\$ 64,339.42	
Cost of Living Grant to Retired Employees	9,500.00			9,500.00	8,348.89	758.99	\$ 392.12
Payments to Police Pension Fund— (Established Prior to Oct. 1, 1923)	66,000.00	\$ 344.38	\$ 10,000.00	76,344.38	75,359.17		985.21
Payments to Fire Pension Fund— (Established Prior to Oct. 1, 1923)	127,629.00	335.36		127,964.36	127,182.19		782.17

GENERAL FUND

APPROPRIATION, EXPENDITURES AND UNEXPENDED BALANCES

For the Fiscal Year Ended June 30, 1976

Department	Budget	Additions	Transfers	Available Appropriations	Disbursements	Encumbrances	Unexpended Balances
Relief Fund for Firemen and Policemen	2,600.00	2,600.00	2,600.00
Laborers International Pension Fund.....	782,000.00	782,000.00	716,174.50	65,825.50
Laborers International Legal Fund	119,353.00	119,353.00
Unremarried Police and Fire Widows	27,000.00	27,000.00	19,009.07	1,428.46	6,562.47
Total—Pensions	\$ 3,891,970.42	\$ 679.74	\$ 10,000.00	\$ 3,902,650.16	\$ 3,880,928.82	\$ 66,526.87	\$ 44,805.53
DEBT SERVICE:							
Retirement of Serial Bonds	\$ 5,179,000.00	\$ 7,000.00	\$ 5,186,000.00	\$ 5,186,000.00
Interest on Bonded Debt	2,486,547.02	7,000.00*	2,479,547.02	2,456,990.40	\$ 22,556.62
Total—Debt Service	\$ 7,665,547.02	—0—	\$ 7,665,547.02	\$ 7,642,990.40	\$ 22,556.62
PUBLIC PROPERTY:							
Administration and Purchasing	\$ 885,418.00	\$ 10,829.00	\$ 896,247.00	\$ 807,374.05	\$ 36,560.28	\$ 52,312.67
Forestry	189,065.00	\$ 189,065.00*
Public Lands and Parks	723,480.00	75,257.00	452,952.16	1,251,689.16	1,075,111.30	57,928.83	118,649.03
Maintenance and Repairs	517,996.00	22,568.00	31,357.84	571,921.84	509,458.33	17,340.87	45,122.64
Public Buildings	100,841.00	5,096.00	105,937.00	71,608.50	1,294.73	33,033.77
Custodial Services	343,787.00	27,482.00	371,269.00	349,883.61	5,102.95	16,282.44
Museum	57,057.00	57,057.00*
Zoo	238,188.00	238,188.00*
Total—Public Property	\$ 3,055,832.00	\$ 141,232.00	—0—	\$ 3,197,064.00	\$ 2,813,435.79	\$ 118,227.66	\$ 265,400.55
MISCELLANEOUS ACTIVITIES:							
Blue Cross and Physicians Service and RIGHA.....	\$ 1,429,000.00	\$ 1,429,000.00	\$ 1,499,409.13	\$ 70,409.13
Bureau of Licenses	66,133.00	\$ 3,185.00	69,318.00	62,268.67	\$ 1,708.75	5,340.58
Providence Human Relations Commission	66,373.00	2,548.00	68,921.00	65,585.61	774.00	2,561.39
Providence Civilian Defense Council.....	98,422.00	3,822.00	102,244.00	90,290.25	2,832.18	9,121.57
Planning and Urban Development	365,811.50	59,241.00	425,052.50	411,945.45	9,134.95	3,972.10
Emergency Temporary Seasonal Employees	200,000.00	200,000.00	62,237.46	1,339.72	136,422.82
Contingencies	100,000.00	3,000.00	\$ 750.00*	102,250.00	114,242.14	11,992.14
FICA Taxes	655,100.00	655,100.00	698,943.94	43,843.94
Providence Housing Authority	50,000.00	10,800.00	50,000.00*	10,800.00	3,175.00	7,625.00
Board of Tenant Affairs	3,000.00	3,000.00	2,795.00	205.00
Community Mental Health Center	110,000.00	35,000.00	145,000.00	145,000.00
Demolition of Abandoned Property	100,000.00	100,000.00	84,270.90	15,729.10
Insurance Fund	50,000.00	50,000.00	50,000.00
Total—Miscellaneous Activities	\$ 3,243,839.50	\$ 117,596.00	\$ 750.00*	\$ 3,360,685.50	\$ 3,240,163.55	\$ 15,789.60	\$ 104,732.35

PUBLIC CELEBRATIONS:

Memorial Day:							
Veterans of Foreign Wars	\$ 400.00	\$ 2,500.00		\$ 2,900.00	\$ 2,900.00		
Disabled American Veterans, World War I	250.00			250.00	250.00		
American Legion	400.00			400.00	400.00		
R.I. Post Jewish War Veterans	250.00			250.00	250.00		
Fourth of July	2,500.00			2,500.00	2,500.00		
Labor Day	600.00			600.00	600.00		
Columbus Day	1,500.00			1,500.00	1,101.36		\$ 398.64
Armistice Day—American Legion	150.00			150.00			150.00
Veterans Day	1,000.00			1,000.00	300.00		700.00
Municipal Christmas Observance	5,000.00			5,000.00	1,301.04		3,698.96
City Council Committee on Memorial Day	350.00			350.00	345.00		5.00
V. J. Day	1,000.00			1,000.00		\$ 1,000.00	
R. I. Arts Festival, Inc.	3,000.00			3,000.00		3,000.00	
Bicentennial Celebration	1,500.00	12,000.00		13,500.00	1,434.00	12,066.00	
Bicentennial — North Burial Ground		374.00		374.00		374.00	
Total—Public Celebrations	\$ 17,900.00	\$ 14,874.00		\$ 32,774.00	\$ 11,381.40	\$ 16,440.00	\$ 4,952.60
Total—Exclusive of Water	\$78,489,042.82	\$ 2,260,503.74	—0—	\$80,749,546.56	\$74,042,670.45	\$ 2,888,310.87	\$ 3,818,565.24

WATER SUPPLY BOARD:

Administration	\$ 363,184.56	\$ 14,651.00	\$ 13,000.00	\$ 390,835.56	\$ 309,506.01	\$ 7,197.61	\$ 74,131.94
Source of Supply	845,615.28	67,584.00	15,000.00	928,199.28	710,782.32	117,862.16	99,554.80
Transmission and Distribution	1,403,595.00	110,696.00	46,000.00*	1,468,291.00	1,246,164.00	83,825.50	138,301.50
Accounting and Commercial Division	399,243.00	24,206.00	8,000.00	431,449.00	382,277.16	8,533.53	40,638.31
Taxes	1,020,000.00			1,020,000.00	1,012,271.66		7,728.34
Contributions to Employees' Retirement System	110,000.00			110,000.00	110,000.00		
Federal Old Age and Survivors Insurance	85,000.00		10,000.00	95,000.00	94,474.46		525.54
Interest on Bonded Debt	687,085.00			687,085.00	687,085.00		
Retirement of Serial Bonds	280,000.00			280,000.00	280,000.00		
Total—Water	\$ 5,193,722.84	\$ 217,137.00		\$ 5,410,859.84	\$ 4,832,560.61	\$ 217,418.80	\$ 360,880.43
Total—General and Water	\$83,682,765.66	\$ 2,477,640.74		\$86,160,406.40	\$78,875,231.06	\$ 3,105,729.67	\$ 4,179,445.67

*Denotes Decrease

GENERAL FUND
STATEMENT OF EXPENDITURES
For the Fiscal Year Ended June 30, 1976

Department	Personal Services	Services Other Than Personal	Materials and Supplies	Special Items	Equipment Outlay	Structures and Improvements	Debt Service	Education	Total
LEGISLATIVE, JUDICIAL AND GENERAL ADMINISTRATIVE ACTIVITIES:									
City Council	\$ 86,599.88	\$ 57,313.22	\$ 391.64						\$ 144,304.74
City Clerk	71,715.83	1,242.44	892.83						73,851.10
Board of Canvassers and Registration	86,881.34	6,251.11	1,184.70						94,317.15
Probate Court	67,952.70	1,152.58	875.19		\$ 669.50				70,649.97
Providence Municipal Court...	110,508.92	7,759.47	896.90						119,165.29
Mayor's Office	130,052.57	33,802.03	5,199.21	\$ 2,086.50	6,798.85				177,939.16
Law Department	82,649.52	10,882.49	529.56	149,979.54	1,990.15				246,031.26
Recorder of Deeds	87,126.72	681.50	6,142.55						93,950.77
City Sergeant	14,435.10								14,435.10
Total—Legislative, Judicial and General Administrative Activities	\$ 737,922.58	\$ 119,084.84	\$ 16,112.58	\$ 152,066.04	\$ 9,458.50				\$ 1,034,644.54
FINANCE ADMINISTRATION:									
Finance Director	\$ 92,582.94	\$ 3,005.44	\$ 1,241.13						\$ 96,829.51
City Controller:									
Accounting Division	230,929.32	30,007.53	17,253.12		\$ 591.30				278,781.27
Employees' Retirement Div.	44,825.12	27,427.11	1,791.90						74,044.13
Data Processing Division ...		480,000.00	3,118.43						483,118.43
City Collector:									
Collections — Exclusive of Water	150,688.14	59,549.16	3,818.22	\$ 649.00					214,704.52
Water Board Collections	38,379.15	4,237.05	1,338.40						43,954.60
Food Stamp Program				55,000.00					55,000.00
City Assessor	223,612.07	209,443.70	5,741.19		2,696.54				441,493.50
Treasury Department	32,702.59	5,029.70	1,906.51	8,835.32	846.10				49,320.22
Board of Tax Assessment Review	18,617.61	1.10	82.53						18,701.24
Total—Finance Administration	\$ 832,336.94	\$ 818,700.79	\$ 36,291.43	\$ 64,484.32	\$ 4,133.94				\$ 1,755,947.42
PUBLIC SAFETY:									
Commissioner of Public Safety	\$ 54,547.39	\$ 872.88	\$ 15.63						\$ 55,435.90
Police Department	5,928,458.63	217,340.91	259,295.89	\$ 19,677.00	\$ 64,981.10				6,489,753.53
Fire Department	6,340,139.52	169,278.68	160,184.05	10,000.00	74,824.25				6,754,426.46
Superintendent of Weights and Measures	36,288.50	1,779.30	173.84						38,241.64
Department of Communications Building Inspection Dept.:	549,559.61	145,076.37	28,726.67		8,673.00				732,035.65
Building Inspection Administration	91,087.19	2,716.00	164.09		50.00				94,017.28
Structures and Zoning Div....	110,923.53	6,769.66	373.54						118,066.73

GENERAL FUND
STATEMENT OF EXPENDITURES
For the Fiscal Year Ended June 30, 1976

Department	Personal Services	Services Other Than Personal	Materials and Supplies	Special Items	Equipment Outlay	Structures and Im- provements	Debt Service	Education	Total
Plumbing, Drainage & Gas Piping Div.....	61,919.35	3,535.38	116.81	65,571.54
Electrical Installations Div.....	60,658.51	3,064.84	375.44	64,098.79
Mechanical Equip. & Installations Div.	57,178.55	3,543.46	117.70	60,839.71
Traffic Engineer	267,083.78	48,541.42	44,344.46	50,744.01	410,713.67
Total—Public Safety	\$13,557,844.56	\$ 602,518.90	\$ 493,888.12	\$ 29,677.00	\$ 199,272.32	\$14,883,200.90
PUBLIC WORKS ACTIVITIES:									
Public Works Administration.....	\$ 168,362.79	\$ 18,809.62	\$ 2,473.00	\$ 189,645.41
Engineering Office	270,004.95	6,551.45	2,704.83	279,261.23
Sanitation Division:									
Sanitation Division Admin.....	27,004.31	624.00	11.94	27,640.25
Street Cleaning Section	460,529.07	77,819.30	535.00	538,883.37
Sewage Pumping Sta. Sect.....	150,418.87	14,405.32	3,699.33	168,523.52
Sewage Disposal Section	574,905.03	329,099.27	214,711.26	1,118,715.56
Garbage Collection & Disposal Section	1,102,525.56	687,534.27	35,692.24	1,825,752.07
Construction & Maintenance Division:									
Bridge Maintenance Section	106,269.29	5,589.88	11,843.85	123,703.02
Highway Section	1,356,469.44	249,222.79	177,482.50	\$ 1,540.00	1,784,714.73
Snow Removal Section	130,166.56	258,894.50	107,365.69	496,426.75
Sewer Construction & Maintenance Section	551,465.84	86,761.67	16,858.14	655,085.65
Garage Maintenance and Equipment	236,526.24	236,526.24
Public Service Division:									
Street Lighting Section	8,850.55	1,000,728.00	1,009,578.55
Municipal Dock Section	124,057.33	19,235.14	2,764.34	146,056.81
Environment Control	107,131.23	5,203.00	1,594.30	113,928.53
Total—Public Works Activities	\$ 5,374,687.06	\$ 2,760,478.21	\$ 577,736.42	\$ 1,540.00	\$ 8,714,441.69
HEALTH ACTIVITIES:									
Vital Statistics	\$ 52,876.25	\$ 2,103.32	\$ 436.99	\$ 55,416.56
Total—Health Activities	\$ 52,876.25	\$ 2,103.32	\$ 436.99	\$ 55,416.56
WELFARE ACTIVITIES:									
Welfare Administration									
General Public Assistance— Administration	\$ 174,602.38	\$ 25,368.61	\$ 199,970.99
General Public Assistance	2,596,395.96	511,608.21	\$ 4,489,553.15	7,597,557.32
Total—Welfare Activities	\$ 2,770,998.34	\$ 536,976.82	\$ 4,489,553.15	\$ 7,797,528.31

RECREATION:									
Recreation—Seasonal	\$ 277,511.63								\$ 277,511.63
Recreation Department	95,560.05	\$ 38,780.00	\$ 38,927.47		\$ 19,016.54	\$ 349,000.00			541,284.06
Junior Police Camp				\$ 20,000.00					20,000.00
Elderly Multi-Purpose Center	29,590.00	18,611.09	5,007.78						53,208.87
Total—Recreation	\$ 402,661.68	\$ 57,391.09	\$ 43,935.25	\$ 20,000.00	\$ 19,016.54	\$ 349,000.00			\$ 892,004.56
EDUCATION:									
School Dept.—Exclusive of School Revenues	\$16,959,896.35	\$ 2,346,904.34	\$ 1,393,199.31	\$ 2,363,033.05	\$ 100,000.00				\$23,163,033.05
Total—Education	\$16,959,896.35	\$ 2,346,904.34	\$ 1,393,199.31	\$ 2,363,033.05	\$ 100,000.00				\$23,163,033.05
GRANTS TO OUTSIDE AGENCIES & INSTITUTIONS:									
St. Vincent DePaul Infant Asylum				\$ 1,000.00					\$ 1,000.00
Soldiers' Burials				320.00					320.00
Providence Public Library				725,000.00					725,000.00
R.I. Historical Society				2,000.00					2,000.00
Nickerson House				3,200.00					3,200.00
Boy Scouts of America				2,000.00					2,000.00
Chamber of Commerce Convention Bureau				30,000.00					30,000.00
Total—Grants to Outside Agencies and Institutions				\$ 763,520.00					\$ 763,520.00
PENSIONS:									
Contributions to Employees' Retirement System— (Exclusive of Water)				\$ 2,812,902.00					\$ 2,812,902.00
Contributions to Elected Officials Retirement System...				64,339.42					64,339.42
Federal Old Age and Survivors Insurance				698,943.94					698,943.94
Cost of Living Grant to Retired Employees				9,107.88					9,107.88
Payments to Police Pension Fund—(Established Prior to Oct. 1, 1923)				75,359.17					75,359.17
Payments to Fire Pension Fund—(Established Prior to Oct. 1, 1923)				127,182.19					127,182.19
Relief Fund for Firemen and Policemen				2,600.00					2,600.00
Int. Laborers Legal Fund				119,353.00					119,353.00
International Laborers Pen- sion Fund				716,174.50					716,174.50
Total—Pensions				\$ 4,625,962.10					\$ 4,625,962.10
DEBT SERVICE:									
Retirement of Serial Bonds.....						\$ 5,186,000.00			\$ 5,186,000.00
Interest on Bonded Debt				\$ 2,456,990.40					2,456,990.40
Total—Debt Service				\$ 2,456,990.40		\$ 5,186,000.00			\$ 7,642,990.40

GENERAL FUND
STATEMENT OF EXPENDITURES
For the Fiscal Year Ended June 30, 1976

Department	Personal Services	Services Other Than Personal	Materials and Supplies	Special Items	Equipment Outlay	Structures and Improvements	Debt Service	Education	Total
MISCELLANEOUS ACTIVITIES:									
Emergency Temporary Seasonal Employment	\$ 62,196.68	\$ 1,380.50							\$ 63,577.18
Zoning Board of Review	34,041.64	1,980.23	\$ 171.35						36,193.22
Building Ordinance Board of Review	8,364.84	725.19	135.05						9,225.08
Bureau of Licenses	58,966.55	3,951.54	1,059.33						63,977.42
Housing Board of Review	4,747.68	33.72	2.00						4,783.40
Department of Planning and Urban Development	387,326.08	28,386.48	3,726.34		\$ 1,641.50				421,080.40
Dept. of Public Property	1,822,254.54	253,167.78	797,557.92	\$ 13.00	33,670.21	25,000.00			2,931,663.45
Board of Tenant Affairs				2,795.00					2,795.00
Contingencies	76.63	103,719.12	5,880.92	4,438.40	127.07				114,242.14
Grants to Unremarried Widows of Old Police and Fire Pension System Members				20,437.53					20,437.53
Payments to Blue Cross and Physicians Service				1,499,409.13					1,499,409.13
Community Mental Health Center				145,000.00					145,000.00
Demolition of Abandoned Property		84,270.90							84,270.90
Dr. Charles V. Chapin Memorial Award Committee				405.00					405.00
Mary E. Sharpe Tree Fund				3,000.00					3,000.00
Providence Civilian Defense Council	81,306.40	2,529.50	9,286.53						93,122.43
NorthBurial Ground Revolving Fund		10,000.00							10,000.00
Providence Human Relations Commission	49,008.00	15,849.18	702.43		800.00				66,359.61
North Burial Bicentennial				374.00					374.00
Administrative Assistant to City Council	1,753.50								1,753.50
Prov. Housing Authority				3,175.00					3,175.00
Total—Miscellaneous Activities	\$ 2,510,042.54	\$ 505,994.14	\$ 818,521.87	\$ 1,679,047.06	\$ 36,238.78	\$ 25,000.00			\$ 5,574,844.39
PUBLIC CELEBRATIONS:									
Memorial Day:									
Veterans of Foreign Wars...				\$ 2,900.00					\$ 2,900.00
Disabled American Veterans World War I				250.00					250.00
American Legion				400.00					400.00
R. I. Post Jewish War Veterans				250.00					250.00

Fourth of July				2,500.00					2,500.00
V. J. Day				1,000.00					1,000.00
Labor Day				600.00					600.00
Columbus Day				1,101.36					1,101.36
Municipal Christmas Observance.....				1,301.04					1,301.04
Veterans Day				300.00					300.00
R. I. Arts Festival.....				3,000.00					3,000.00
City Council Committee— Memorial Day				345.00					345.00
Bicentennial Celebration				13,500.00					13,500.00
Total—Public Celebrations				\$ 27,447.40					\$ 27,447.40
Total—Exclusive of Water....	\$40,428,267.96	\$ 9,984,173.97	\$ 3,917,098.79	\$16,673,320.52	\$ 368,120.08	\$ 374,000.00	\$ 5,186,000.00		\$76,930,981.32
WATER SUPPLY BOARD:									
Administration	\$ 233,249.88	\$ 46,782.39	\$ 5,667.80	\$ 29,960.98	\$ 1,042.57				\$ 316,703.62
Source of Supply	387,807.01	91,684.63	282,464.27	49,140.51	17,548.06				828,644.48
Transmission and Distribution	794,567.69	89,844.88	155,882.95	106,573.49	701.90	\$ 182,418.59			1,329,989.50
Accounting and Commercial Division	272,010.99	68,028.66	6,179.16	44,292.93	298.95				390,810.69
Taxes				1,012,271.66					1,012,271.66
Contributions to Employees' Retirement System				110,000.00					110,000.00
Federal Old Age and Survivors Insurance				94,474.46					94,474.46
Interest on Bonded Debt				687,085.00					687,085.00
Retirement of Serial Bonds.....						\$ 280,000.00			280,000.00
Total—Water	\$ 1,687,635.57	\$ 296,340.56	\$ 450,194.18	\$ 2,133,799.03	\$ 19,591.48	\$ 182,418.59	\$ 280,000.00		\$ 5,049,979.41
Total—General and Water....	\$42,115,903.53	\$10,280,514.53	\$ 4,367,292.97	\$18,807,119.55	\$ 387,711.56	\$ 556,418.59	\$ 5,466,000.00		\$81,980,960.73

GENERAL FUND
WATER DEPARTMENT OPERATING STATEMENT
For the Fiscal Year Ended June 30, 1976

Operating Revenue:

Sale of Water:

Metered	\$ 4,855,378.47	
Hydrants	127,661.24	\$ 4,983,039.71

Other Revenue:

Other		345,034.56
-------------	--	------------

Total Operating Revenue		<u>\$ 5,328,074.27</u>
-------------------------------	--	------------------------

Less Operating Revenue Expenditures:

Administration	\$ 316,703.62	
Source of Supply	828,644.48	
Transmission and Distribution	1,329,989.50	
Accounting and Commercial Division	390,810.69	
Taxes	1,012,271.66	3,878,419.95

Operating Surplus		<u>\$ 1,449,654.32</u>
-------------------------	--	------------------------

Non-Operating Revenue and Revenue Expenditures:

Non-Operating Revenue Expenditures:

Contributions to Employees' Retirement System	\$ 110,000.00	
Federal Old Age and Survivors Insurance	94,474.46	
Interest on Bonded Debt	687,085.00	
Retirement of Serial Bonds	280,000.00	\$ 1,171,559.46

Less: Non-Operating Revenue:

Rent from Non-Operating Property	281.06	
Net Non-Operating Deductions		<u>1,171,278.40</u>
Net Water Department Surplus		<u><u>\$ 278,375.92</u></u>

SECTION II

School Fund

Exhibit D

SCHOOL FUND**BALANCE SHEET**

June 30, 1976

Assets		
Cash (Exhibit D-1)		\$ 295,517.30
Receivables:		
Deducted Contra:		
Accounts Receivable (Exhibit D-2)	—0—	1,763,033.05
Due from General Fund	\$ 1,763,033.05	
Total Assets		<u>\$ 1,467,515.75</u>
 Liabilities and Reserves		
Accounts Payable	\$ 1,467,515.75	
Total Liabilities		\$ 1,467,515.75
Receivables:		
Deducted Contra:		
Accounts Receivable	—0—	
Total Liabilities and Reserves		<u>\$ 1,467,515.75</u>

Exhibit D-1

SCHOOL FUND

STATEMENT OF CASH RECEIPTS AND DISBURSEMENTS

For the Fiscal Year Ended June 30, 1976

Cash Balance July 1, 1975		\$ 101,891.08
Receipts:		
Revenue—Schedule D-1	\$10,886,676.78	
City Appropriation	\$23,278,439.00	
Due from General Fund	1,878,439.00	
Net City Appropriation	21,400,000.00	
Received from General Fund 1974-1975 Appropriation	783,261.30	
Refund of Prior Year Payments	10,265.00	
Total Receipts		33,080,203.08
Total Cash Available		\$33,182,094.16
Disbursements:		
Revenue—Schedule D-2	\$34,025,756.97	
Less:		
1975-1976 Expenditures paid in 1976-1977	\$ 741,750.09	
Encumbrances at June 30, 1976	634,233.44	1,375,983.53
Sub Total		\$32,649,773.44
Add:		
1974-1975 Expenditures paid in 1975-1976	\$ 595,189.05	
Accounts Payable—Prior	232,648.97	827,838.02
Total Expenditures		33,477,611.46
Cash Balance June 30, 1976		\$ 295,517.30
		Exhibit D

Exhibit D-2

SCHOOL FUND

STATEMENT OF ACCOUNTS RECEIVABLE

At June 30, 1976

General School Revenue	—0—
Total Accounts Receivable	—0—
	Exhibit D

Exhibit D-3

SCHOOL FUND

STATEMENT OF ACCOUNTS PAYABLE

At June 30, 1976

Accounts Payable:		
Current	\$ 1,392,719.41	
Prior	74,796.34	
Total Accounts Payable	\$ 1,467,515.75	
		Exhibit D

Schedule D-1

SCHOOL FUND**ESTIMATED AND ACTUAL REVENUE****At June 30, 1976**

	Budget Estimate	Net Actual Revenue	Budget Excess	Comparison Deficiency
State Grants in Aid:				
Aid to Education	\$ 9,568,645.00	\$ 9,568,645.00		
Departmental Revenue	268,954.00	227,092.10		\$ 41,861.90
Federal Programs	159,816.00	215,495.23	\$ 55,679.23	
State Programs	848,349.00	875,444.45	27,095.45	
Totals	\$10,845,764.00	\$10,886,676.78	\$ 82,774.68	\$ 41,861.90

Schedule D-2

Schedule D-1a

SCHOOL FUND
DETAILS OF REVENUE CASH RECEIPTS
For the Fiscal Year Ended June 30, 1976

Grants-in-Aid:		
State Aid to Education Chapter 27		\$ 9,568,645.00
Departmental Revenue:		
Tuitions	\$ 71,488.83	
Refunds:		
Refund on Bills	\$ 453.09	
Refund on Payrolls	3,520.04	3,973.13
School Activities	\$ 20,877.00	
Fines and Property Damage	166.47	
Telephone	741.34	
Use of Buildings and Tennis Court	5,538.00	
Miscellaneous Transcripts, Jury Duty	1,812.47	
Vending Machine Receipts	117.55	
Merchandise Sold	429.20	
Reimbursed Salaries Recreation Department — Janitorial Services	5,519.71	
Reimbursement — Memorial Stadium	308.77	
Reimbursement — Salary and Fringe Benefits	1,088.77	
Reimbursement Contributions to State Teachers Retirement System	6,611.79	
Reimbursement Contributions to City Retirement System	102,145.07	
Reimbursement Blue Cross	3,304.49	
Reimbursement — Social Security	1,560.63	
Reimbursement — Board of Recreation	1,408.88	151,630.14
Total Departmental Revenue		227,092.10
Federal Programs:		
National Defense Education Act Title III	\$ 8,632.10	
Vocational Act of 1963	98,911.43	
Distributive Education for Central High School	4,702.16	
Distributive Education for Hope High School	3,894.99	
Distributive Education for Mt. Pleasant High School	5,357.85	
Maintenance and Operation of Schools	89,011.00	
Return of Unused School Department Contributions to Federal Programs	4,985.70	\$ 215,495.23
State Programs:		
Providence Plan Quality Education	\$ 679,087.26	
Handicapped Children, Chapter 160, Section 5	196,357.19	875,444.45
Total Federal and State Programs		1,090,939.68
Total Revenue Receipts		\$10,886,676.78

Schedule D-1

SCHOOL FUND**APPROPRIATIONS, EXPENDITURES AND UNENCUMBERED BALANCE OF APPROPRIATIONS****For the Fiscal Year Ended June 30, 1976****Appropriations:**

City Appropriation—Current Year	\$23,278,439.00
School Revenue (Schedule D-1)	10,886,676.78
Total Appropriations	*\$34,165,115.78

Expenditures:

Disbursements (Schedule D-2a)	\$34,025,756.97
Unencumbered Balance of Appropriations	\$ 139,358.81

*Included in total appropriations of \$34,165,115.78 is \$40,912.78 which represents excess receipts over and above the estimated revenue. The total authorized appropriation is \$34,124,203.00.

Schedule D-2a

SCHOOL FUND
DETAILS OF APPROPRIATION EXPENDITURES
For the Fiscal Year Ended June 30, 1976

Salaries:			
Personal Services			\$24,746,211.46
Expenses:			
Blue Cross and Physicians Service.....	\$	986,551.36	
Books		277,075.80	
Subscriptions		29,615.94	
Printing and Binding.....		6,155.01	
Services Other than Personal.....		223,010.51	
Professional Fees		255,089.09	
Crossing Guards		226,979.33	
Miscellaneous		29,108.08	
Computer Services		262,225.00	
Custodian Service		23,200.00	
Equipment and Supplies:			
Automotive Equipment and Supplies.....	\$	8,994.41	
Athletic Equipment and Supplies.....		26,765.97	
Educational Equipment and Supplies.....		555,156.02	
Maintenance Equipment and Supplies.....		159,289.77	
Janitorial Supplies		105,595.85	
Kitchen Supplies		66,186.88	
Furniture and Furnishings.....		20,772.51	
Office Equipment and Supplies.....		56,881.91	
Lumber and Hardware.....		25,916.18	1,025,559.50
Fuel			834,233.36
Postage, Freight, and Express.....			25,064.63
Repairs			374,448.95
Rentals and Leases			241,585.03
Utilities:			
Heat, Light and Power	\$	456,172.89	
Telephone and Telegraph		150,989.21	
Gas		20,344.39	
Water		21,047.44	648,553.93
Tuitions			426,879.42
School Activities			3,976.44
Travel Expenses:			
Automobile Allowances	\$	40,274.48	
Travel and Subsistence		283.50	
Transportation		664,886.41	
Travel Subsistence — Other		4,565.48	710,009.87
Insurance:			
Insurance, Other			5,055.77
Pensions:			
Contributions to Employees' Retirement System—City of Providence.....	\$	499,035.34	
Contributions to Employees' Retirement System—State of Rhode Island		865,856.72	
Contributions to Survivor's Benefits—State of Rhode Island		8,635.41	
Contributions to Federal Old Age and Survivors' Benefits.....		1,291,641.02	2,665,168.49
Total Expenses			\$ 9,279,545.51
Total Expenditures			\$34,025,756.97

Exhibit D-1

SECTION III

Capital Funds

CAPITAL FUNDS

BALANCE SHEET

June 30, 1976

Assets		Liabilities	
Cash (Exhibit E-1)	\$ 802,466.05	Reserve for Encumbrances:	
		Bond Appropriations	\$ 2,159,728.04
		Special Appropriations	400,062.63
Temporary Investments	2,200,000.00	Total	\$ 2,559,790.67
Unamortized Expenditures made from Proceeds of Bonds and Notes Issued for:		Notes Payable (Exhibit E-3):	
Area Development	\$12,981,681.17	Area Development	\$ 3,440,000.00
Emergency Housing	225,000.00	Permanent Improvements	5,768,000.00
Permanent Improvements	58,954,351.38	Capital Purposes	1,000,000.00
Capital Purposes	324,605.42	Total	10,208,000.00
Total	72,485,637.97		
Unexpended Balances from Proceeds of Bonds and Notes Issued for:		Bonds Outstanding (Exhibit E-4):	
Area Development	\$ 58,318.83	Area Development	\$ 9,600,000.00
Permanent Improvements	3,196,043.20	Emergency Housing	225,000.00
Total	3,254,362.03	Permanent Improvements	55,707,000.00
		Total	65,532,000.00
Capital Authorities Not Yet Hired for:		Capital Appropriation Balances:	
Area Development	\$11,560,000.00	Permanent Improvements	\$16,963,763.12
Permanent Improvements	18,932,000.00	Special Authorities	1,512,950.79
Total	30,492,000.00	Area Development	11,619,883.16
		Capital Purposes	838,078.31
Total Assets	\$109,234,466.05	Total	30,934,675.38
		Total Liabilities	\$109,234,466.05

Exhibit E-1

CAPITAL FUNDS

STATEMENT OF CASH RECEIPTS AND DISBURSEMENTS

For the Fiscal Year Ended June 30, 1976

Cash Balance July 1, 1975		\$ 257,072.90
Receipts:		
Appropriation Receipts (Schedule E-1a).....	\$ 429,626.15	
Notes Issued for:		
Alterations and Additions to Providence Public Library.....	\$ 10,000.00	
Slum Clearance and Redevelopment Loan V	375,000.00	
School Modernization and Construction Loan IV	2,400,000.00	
School Modernization and Construction Loan V	450,000.00	
Capital Purposes	850,000.00	
Rehabilitation of Municipal Dock Bldg. and Facilities	90,000.00	
Construction of Seawall and Additional Docking Facilities	1,350,000.00	5,525,000.00
Temporary Investments	24,915,000.00	
Total Receipts		30,869,626.15
Total Available		\$31,126,699.05
Disbursements:		
Appropriation Expenditures (Schedule E-1)	\$ 4,859,233.00	
Temporary Investments	25,465,000.00	
Total Disbursements		30,324,233.00
Cash Balance June 30, 1976		\$ 802,466.05

Exhibit E

CAPITAL FUNDS

STATEMENT OF PERMANENT IMPROVEMENTS

For the Fiscal Year Ended June 30, 1976

Bridge Repair and Reconstruction	\$ 900,000.00
Construction of Seawall and Additional Docking Facilities	468,703.70
Highways	1,780,000.00
Hurricane Barrier	2,280,000.00
Incinerator and Sludge Disposal	550,000.00
Municipal Dock Extension	1,200,000.00
Rehabilitation of Municipal Dock Buildings and Facilities	1,081,272.64
Municipal Wharf Shed	154,000.00
Off-Street Parking Facilities	438,000.00
Fire	31,000.00
Providence Central Library Addition	494,444.27
Providence Civic Center Authority	10,400,000.00
Public Welfare Administration Building	900,000.00
Public Works Garage and/or Municipal Garage and Warehouse	40,000.00
Public Works — Highway Office Building and Garage	225,000.00
Recreation	2,490,000.00
Sanitation Buildings	220,000.00
Schools	23,238,623.87
Sewage Treatment Plant	377,690.71
Sewers	573,000.00
Traffic Signal Installation	100,000.00
Water Works	11,012,616.19
Total	<u>\$58,954,351.38</u>

Exhibit E

Exhibit E-3

CAPITAL FUNDS

STATEMENT OF NOTES PAYABLE

At June 30, 1976

Description	Rate %	Amount
By Purpose:		
Construction:		
Alterations and Additions to Providence Public Library	3.75%	\$ 315,000.00
Construction of Seawall and Additional Docking Facilities	3.75%	615,000.00
Off Street Parking Facilities	3.75%	138,000.00
Rehabilitation of Municipal Dock Buildings and Facilities	3.75%	1,350,000.00
Capital Purposes	3.75%	1,000,000.00
Schools:		
School Modernization and Construction Loan IV	3.75%	2,800,000.00
School Modernization and Construction Loan V	3.75%	550,000.00
Area Development:		
Slum Clearance and Redevelopment Loan V	3.75%	3,440,000.00
Grand Total		\$10,208,000.00
Amount of Notes held by the following Banks June 30, 1976		
Industrial National Bank		\$ 4,748,000.00
Rhode Island Hospital Trust National Bank		2,279,000.00
Citizens Trust Company		688,000.00
Columbus National Bank		415,000.00
Old Stone Bank		2,078,000.00
Total		\$10,208,000.00
		Exhibit E

Exhibit E-4

CAPITAL FUNDS
STATEMENT OF CHANGES IN BONDS OUTSTANDING
For the Fiscal Year Ended June 30, 1976

	Balance June 30, 1975	Issued	Retired	Balance June 30, 1976
Construction	\$60,178,000.00	\$ 4,471,000.00	\$55,707,000.00
Emergency Housing	270,000.00	45,000.00	225,000.00
Area Development	10,550,000.00	950,000.00	9,600,000.00
Total	\$70,998,000.00	\$ 5,466,000.00	\$65,532,000.00

Exhibit E

CAPITAL FUNDS
STATEMENT OF BONDS OUTSTANDING
At June 30, 1976

Description	Rate of Interest	DATE OF		Issued	BONDS Outstanding	Serial Requirement
		Issue	Maturity			
Bonds Payable Serially:						
Bridge Replacement and Reconstruction	3.60-3.80	5-1-67	5-1-91	\$ 1,200,000.00	\$ 900,000.00	\$ 60,000.00
Highways—Reconstruction—Series D	2.3	7-1-52	7-1-77	1,000,000.00	\$ 124,000.00	\$ 61,000.00
Highways—Reconstruction—1959	3.80	12-1-59	12-1-81	1,000,000.00	300,000.00	37,000.00
Highways—Reconstruction—1963	3½	9-1-63	9-1-83	600,000.00	240,000.00	33,000.00
Highways—1950-1952 Construction	2.3	7-1-52	7-1-77	600,000.00	76,000.00	50,000.00
Highway—Olneyville Expressway	3.4	4-1-57	4-1-81	650,000.00	165,000.00	50,000.00
Highway—Huntington Avenue Bonds	3.80	12-1-59	12-1-81	1,000,000.00	300,000.00	30,000.00
Highway Construction Bonds of 1964	3.25-3.40	10-1-64	10-1-84	500,000.00	225,000.00	25,000.00
Highway Loan of 1964 (1970 Series)	6.30-6.60	6-15-70	6-15-90	500,000.00	350,000.00	25,000.00
Total Highways				\$ 5,850,000.00	\$ 1,780,000.00	\$ 311,000.00
Emergency Housing—Series II	2	7-1-50	7-1-80	\$ 1,350,000.00	\$ 225,000.00	\$ 45,000.00
Total Emergency Housing				\$ 1,350,000.00	\$ 225,000.00	\$ 45,000.00
Municipal Wharf Shed	2.3	7-1-52	7-1-77	\$ 1,250,000.00	\$ 154,000.00	\$ 76,000.00
Municipal Dock Improvement and Extension	3½	9-1-63	9-1-87	2,000,000.00	1,200,000.00	100,000.00
Total Dock and Wharf				\$ 3,250,000.00	\$ 1,354,000.00	\$ 176,000.00
Recreational Facilities Bonds of 1958	3.25	4-1-58	4-1-82	\$ 1,000,000.00	\$ 300,000.00	\$ 50,000.00
Recreational Facilities Series III	3.10	3-1-62	3-1-82	750,000.00	240,000.00	40,000.00
Recreational Facilities Series IV	3.25-3.40	10-1-64	10-1-84	1,000,000.00	450,000.00	50,000.00
Recreation Loan V	4.50	2-1-71	2-1-91	2,000,000.00	1,500,000.00	100,000.00
Total Recreational Facilities				\$ 4,750,000.00	\$ 2,490,000.00	\$ 240,000.00
Providence Public Library Bonds	2½	1-1-54	1-1-78	\$ 1,950,000.00	\$ 196,000.00	\$ 98,000.00
Public Welfare Building Bonds	3.90-4.6	6-1-68	6-1-88	\$ 1,500,000.00	\$ 900,000.00	\$ 75,000.00

Modernizing Fire Dept. Series B	2.3	7-1-52	7-1-77	250,000.00	\$ 31,000.00	\$ 15,000.00
Total Fire				\$ 250,000.00	\$ 31,000.00	\$ 15,000.00
Public Works and/or Municipal Garage and Warehouse Bonds of 1957	3.4	4-1-57	4-1-77	\$ 800,000.00	\$ 40,000.00	\$ 40,000.00
Public Works Highway Office Building and Garage Bonds....	3.3	3-1-61	3-1-81	900,000.00	225,000.00	45,000.00
Total Garages				\$ 1,700,000.00	\$ 265,000.00	\$ 85,000.00
Redevelopment Bonds of 1957	3.4	4-1-57	4-1-77	\$ 2,000,000.00	\$ 100,000.00	\$ 100,000.00
Redevelopment and Slum Clearance Bonds II	3.3	3-1-61	3-1-84	2,500,000.00	1,000,000.00	125,000.00
Redevelopment and Slum Clearance Bonds III	3.3	3-1-61	3-1-84	2,500,000.00	1,000,000.00	125,000.00
Redevelopment and Slum Clearance Bonds IV	3.10	3-1-62	3-1-82	1,000,000.00	300,000.00	50,000.00
Redevelopment and Slum Clearance Bonds V	3 1/8	9-1-63	9-1-87	4,000,000.00	2,400,000.00	200,000.00
Redevelopment and Slum Clearance Bonds VI	3.25-3.40	10-1-64	10-1-88	2,000,000.00	1,300,000.00	100,000.00
Slum Clearance and Redevelopment IV (1970 Series)	6.30-6.60	6-15-70	6-15-90	5,000,000.00	3,500,000.00	250,000.00
Total Redevelopment Bonds				\$19,000,000.00	\$ 9,600,000.00	\$ 950,000.00
Hurricane Barrier Bonds Series I	3.25-3.40	10-1-64	10-1-88	\$ 3,000,000.00	\$ 1,950,000.00	\$ 150,000.00
Hurricane Barrier Bonds Series II	3.60-3.75	5-1-67	5-1-87	600,000.00	330,000.00	30,000.00
Total Hurricane Barrier				\$ 3,600,000.00	\$ 2,280,000.00	\$ 180,000.00
Sanitation Buildings and Equipment Bonds	3.60-3.75	5-1-67	5-1-87	\$ 400,000.00	\$ 220,000.00	\$ 20,000.00
School Athletic Fields—Series III	4.5-4.6	6-1-68	6-1-90	\$ 500,000.00	\$ 380,000.00	\$ 30,000.00
School Bonds of 1954	2 1/2	1-1-54	1-1-78	1,600,000.00	160,000.00	80,000.00
School Bonds of 1958	3.25	4-1-58	4-1-82	1,600,000.00	480,000.00	80,000.00
School Bonds of 1959	3.80	12-1-59	12-1-81	1,250,000.00	378,000.00	63,000.00
School Bonds of 1961	3.10	3-1-62	3-1-86	2,000,000.00	1,000,000.00	100,000.00
School Bonds of 1966	3.60-3.80	5-1-67	5-1-91	1,750,000.00	1,300,000.00	90,000.00
School Bonds of 1968	3.9-4.6	6-1-68	6-1-88	6,000,000.00	3,600,000.00	300,000.00
School Bonds of 1971 Series I	4.50	2-1-71	2-1-91	1,500,000.00	1,125,000.00	75,000.00
School Bonds of 1971 Series II	4.50	2-1-71	2-1-91	2,400,000.00	1,800,000.00	120,000.00
School Modernization Bonds of 1957	3.40	4-1-57	4-1-77	500,000.00	25,000.00	25,000.00
School Modernization Bonds Series II—1959	3.80	12-1-59	12-1-81	1,000,000.00	300,000.00	50,000.00
School Modernization Bonds Series III	3.3	3-1-61	3-1-81	1,000,000.00	250,000.00	50,000.00
School Modernization Bonds Series IV	3.10	3-1-62	3-1-82	1,000,000.00	300,000.00	50,000.00
School Modernization Bonds Series V	3.60-3.80	5-1-67	5-1-91	1,500,000.00	1,125,000.00	75,000.00
Classical High School Bonds	6.30-6.60	6-15-70	6-15-90	1,000,000.00	700,000.00	50,000.00
School Modernization and Construction Bonds Series II	5	2-15-74	2-15-94	3,000,000.00	2,700,000.00	150,000.00
School Modernization and Construction Bonds Series III	5	2-15-74	2-15-94	3,000,000.00	2,700,000.00	150,000.00
School for Handicapped Children	5	2-15-74	2-15-94	2,500,000.00	2,250,000.00	125,000.00
Total Schools				\$33,100,000.00	\$20,573,000.00	\$ 1,663,000.00
Sewers—1950-1952 Construction	2.3	7-1-52	7-1-77	\$ 400,000.00	\$ 48,000.00	\$ 24,000.00
Sewer Construction Bonds of 1957	3.4	4-1-57	4-1-77	500,000.00	25,000.00	25,000.00
Sewer Construction Bonds of 1963	3 1/8	9-1-63	9-1-83	500,000.00	200,000.00	25,000.00

Exhibit E-4a—Continued

CAPITAL FUNDS
STATEMENT OF BONDS OUTSTANDING
At June 30, 1976

Description	Rate of Interest	DATE OF		BONDS		Serial Requirement
		Issue	Maturity	Issued	Outstanding	
Sewer Construction Bonds of 1964	3.25-3.40	10-1-64	10-1-84	300,000.00	135,000.00	15,000.00
Sewer Construction Bonds of 1966	3.60-3.75	5-1-67	5-1-87	300,000.00	165,000.00	15,000.00
Total Sewers				\$ 2,000,000.00	\$ 573,000.00	\$ 104,000.00
Sludge Incinerator Bonds	3.60-3.75	5-1-67	5-1-87	1,000,000.00	\$ 550,000.00	\$ 50,000.00
Total Incinerator and Sludge Disposal				\$ 1,000,000.00	\$ 550,000.00	\$ 50,000.00
Sewage Treatment Bonds—Series I	3.25	4-1-58	4-1-78	\$ 3,500,000.00	\$ 350,000.00	\$ 175,000.00
Sewage Treatment Bonds—Series II	3.25	4-1-58	4-1-78	600,000.00	60,000.00	30,000.00
Sewage Treatment Bonds—Series II (1959)	3.80	12-1-59	12-1-81	300,000.00	90,000.00	15,000.00
Total Sewage Treatment				\$ 4,400,000.00	\$ 500,000.00	\$ 220,000.00
Off Street Parking Facilities Series I	3.10	3-1-62	3-1-82	\$ 1,000,000.00	\$ 300,000.00	\$ 50,000.00
	4.50-4.75—					
Civic Center Bonds	5.00-5.25	2-1-72	2-1-92	\$13,000,000.00	\$10,400,000.00	\$ 650,000.00
Traffic Signal and Traffic Control Bonds of 1957	3.4	4-1-57	4-1-81	\$ 400,000.00	\$ 100,000.00	\$ 20,000.00
Total—General Serial Bonded Debt — Exclusive of Water Supply Debt					\$53,237,000.00	
Total Annual Serial Requirements — exclusive of Water Supply Requirements						\$ 5,012,000.00
Bonds Payable—Water:						
Water Distribution Reservoir	3.25	12-1-62	12-1-92	\$ 2,050,000.00	\$ 1,355,000.00	\$ 65,000.00
Water Purification Works Improvements I	3.25	12-1-62	12-1-92	1,100,000.00	755,000.00	35,000.00

Water Bonds of 1971	5.00-6.00	6-1-71	6-1-2001	<u>11,000,000.00</u>	<u>10,185,000.00</u>	<u>190,000.00</u>
TOTAL WATER SERIAL BONDS				<u>\$14,150,000.00</u>	<u>\$12,295,000.00</u>	
Total Water Serial Requirements						<u>\$ 290,000.00</u>
Total—Annual Serial Requirements including water....						\$ 5,302,000.00
TOTAL GENERAL AND WATER SUPPLY DEBT....					\$65,532,000.00	
Total Serial Bonds Issued and Outstanding				<u>\$113,850,000.00</u>	<u>\$65,532,000.00</u>	

Exhibit E

CAPITAL FUNDS

ANALYSIS OF CAPITAL APPROPRIATIONS

As of the Close of the Fiscal Year — June 30, 1976

	Available Up to July 1, 1975	Bond Authorities 1975-1976	Appropriations, Transfers and Miscellaneous Receipts 1975-1976	Total Available	Dis- bursements Up to June 30, 1975	Dis- bursements During 1975-1976	Encumbrances As of June 30, 1976	Expenditures Up to June 30, 1976	Completed Capital Projects Written Off in the Subsequent Fiscal Year	Unen- cumbered Balances June 30, 1976
Capital Debt Fund	\$ 1,035,408.27			\$ 1,035,408.27	\$ 1,005,851.65	\$ 29,556.62		\$ 1,035,408.27	\$ 1,035,408.27	
Capital Purposes	1,162,683.73			1,162,683.73	301,078.55	23,526.87		324,605.42		\$ 838,078.31
College Hill Demonstra- tion Study	16,690.00			16,690.00	16,435.66			16,435.66		254.34
Additions and Alterations to Providence Public Li- brary	502,477.66			502,477.66	285,239.26	13,205.01		298,444.27		204,033.39
Providence Civic Center Authority	13,000,000.00			13,000,000.00	13,000,000.00			13,000,000.00	13,000,000.00	
Hurricane Barrier	4,853,641.24			4,853,641.24	3,647,209.95	2,971.08	\$ 8,092.03	3,658,273.06		1,195,368.18
Hurricane Barrier Capital Revolving Fund	198,922.09			198,922.09	198,922.09			198,922.09	198,922.09	
Off Street Parking Facilities	2,517,582.08			2,517,582.08	1,787,591.37	5,883.02		1,793,474.39		724,107.69
Public Works:										
Improvement and Exten- sion of Municipal Dock	2,000,305.00			2,000,305.00	2,000,305.00			2,000,305.00	2,000,305.00	
Rehabilitation of Muni- cipal Dock Facilities		\$ 2,000,000.00		2,000,000.00		1,081,272.64	34,648.00	1,115,920.64		884,079.36
New Roof Building No. 3 Municipal Wharf	12,000.00			12,000.00	11,926.00			11,926.00		74.00
1969 Bridge Construction and/or Reconstruction	65,000.00			65,000.00	53,458.25	7,500.00		60,958.25		4,041.75
Merino Bridge Replace- ment	431,638.75			431,638.75	20,450.00	44,511.31	351,238.57	416,199.88		15,438.87
Sewage Treatment Plant I	3,454,151.93			3,454,151.93	3,454,151.93			3,454,151.93		
Sewage Treatment Plant II	823,538.78			823,538.78	823,538.78			823,538.78		
Sewage Treatment Ac- count III	509,301.11			509,301.11	507,058.39			507,058.39		2,242.72
1974-1975 Study of Sew- age Improvements	65,000.00			65,000.00	59,600.00	5,400.00		65,000.00		
Alterations and Addi- tions to Sewage Treat- ment Plant	522,642.50			522,642.50	512,466.09	4,020.00		516,486.09		6,156.41
Sludge Incinerator Loan	1,515,642.41			1,515,642.41	1,412,040.67	22,464.90	64,862.16	1,499,367.73		16,274.68
Construction of Seawall and Additional Docking Facilities	6,500,000.00			6,500,000.00	374,167.84	94,535.86		468,703.70		6,031,296.30

Highways:								
Highway Paving and Resurfacing Account	150,000.00		150,000.00	149,000.00	1,000.00	150,000.00		
1970 Highway Construction and Reconstruction	100,000.00		100,000.00	99,011.65		99,011.65		988.35
Highway Special 1971	120,000.00		120,000.00	117,957.71		117,957.71		2,042.29
Highway Special 1972	150,000.00		150,000.00	147,343.48	1,551.50	148,894.98		1,105.02
Highway Special 1973-74	125,000.00		125,000.00	101,464.49		101,464.49		23,535.51
Recreation:								
Recreation II	1,110,378.57		1,110,378.57	1,110,378.57		1,110,378.57		
Recreation III	837,996.92		837,996.92	837,996.92		837,996.92		
Recreation IV	1,283,484.75		1,283,484.75	1,283,484.75		1,283,484.75		
Recreation V	2,065,111.78		2,065,111.78	2,061,259.85		2,061,259.85		3,851.93
India Point Park	891,966.28		891,966.28	876,888.33		876,888.33		15,077.95
Roger Williams Park:								
Phase I—Plains Exhibit	140,000.00		140,000.00	50,000.00	1,114.22	47,824.06	98,938.28	41,061.72
Redevelopment:								
Slum Clearance II	2,545,292.12		2,545,292.12	2,545,292.12		2,545,292.12		
Slum Clearance III	3,501,302.08		3,501,302.08	3,501,302.08		3,501,302.08		
Slum Clearance IV	11,405,537.96		11,405,537.96	11,405,537.96		11,405,537.96		
Slum Clearance V	15,001,564.33		15,001,564.33	2,821,546.55	560,134.62	3,381,681.17		11,619,883.16
Central-Classical Redevelopment Project	1,982,177.33		1,982,177.33	1,982,177.33		1,982,177.33		
East Side Renewal Project	5,202,528.68	\$ 3,255.77	5,205,784.45	5,202,528.68	2,712.50	5,205,241.18		543.27
Mashapaug Pond	4,401,217.78		4,401,217.78	4,401,217.78		4,401,217.78		
Mt. Hope Project R.I. R-18	189,360.43	1,837.19	191,197.62	188,713.89	1,530.63	190,244.52		953.10
Weybosset Hill Renewal Project	2,512,037.65	534.88	2,512,572.53	2,512,037.65	445.63	2,512,483.28		89.25
West River Project								
U.R.R.I. 1-18	48,390.03		48,390.03	48,390.03		48,390.03		
Model Cities Project A-22	500.00		500.00	66.00		66.00		434.00
Lockwood Street R. I. R-27	600,000.00		600,000.00	597,968.00		597,968.00		2,032.00
West Broadway Project A-2-1-2	1,004,000.00		1,004,000.00	1,001,544.00		1,001,544.00		2,456.00
West Broadway Project A-2-1-3	407,726.58	417,603.03	825,329.61	407,726.58	416,099.00	823,825.58		1,504.03
Comstock Renewal Project	208,168.08	6,395.28	214,563.36	208,168.08	5,328.13	213,496.21		1,067.15
School Department:								
Middle School Renovations	10,500.00		10,500.00	10,500.00		10,500.00		
School Modernization and Construction I	1,558,213.80		1,558,213.80	1,558,213.80		1,558,213.80		
School Modernization and Construction II	3,011,117.50		3,011,117.50	2,884,444.57	101,838.31	2,986,282.88		24,834.62
School Modernization & Construction III	3,000,000.00		3,000,000.00	2,920,492.32	71,864.96	2,992,357.28		7,642.72
Roger Williams Middle School Fire Damage	4,700.00		4,700.00	1,800.00		1,800.00		2,900.00
School Modernization & Construction Loan IV	7,000,000.00		7,000,000.00	266,548.35	2,256,905.75	2,037,890.10	4,561,344.20	2,438,655.80
School Modernization & Const. Loan V	5,000,000.00		5,000,000.00	58,669.17	104,860.44	14,235.75	177,765.36	4,822,234.64

CAPITAL FUNDS

ANALYSIS OF CAPITAL APPROPRIATIONS

As of the Close of the Fiscal Year — June 30, 1976

	Available Up to July 1, 1975	Bond Authorities 1975-1976	Appropriations, Transfers and Miscellaneous Receipts 1975-1976	Total Available	Dis- bursements Up to June 30, 1975	Dis- bursements During 1975-1976	Encumbrances As of June 30, 1976	Expenditures Up to June 30, 1976	Completed Capital Projects Written Off in the Subsequent Fiscal Year	Unen- cumbered Balances June 30, 1976
Public Safety Hdq. Imp....	125,650.00	125,650.00	125,621.83	125,621.83	28.17
Public Safety Dog Kennel Construction	15,000.00	15,000.00	14,988.78	14,988.78	11.22
Public Property Paints and Supplies	5,000.00	5,000.00	4,987.84	4,987.84	12.16
Water Department: Additional Rapid Sand Filters	2,500,000.00	2,500,000.00	1,111,383.81	1,111,383.81	1,388,616.19
Construction of Major Improvements to the Water Supply System...	10,329,000.00	10,329,000.00	9,717,616.19	9,717,616.19	611,383.81
Repairs and improve- ments at Reservoirs.....	43,000.00	43,000.00	42,714.68	42,714.68	285.32
Totals	\$127,772,548.20	\$ 2,000,000.00	\$ 429,626.15	\$130,202,174.35	\$91,848,475.30	\$ 4,859,233.00	\$ 2,559,790.67	\$99,267,498.97	\$16,234,635.36	\$30,934,675.38

CAPITAL FUNDS
APPROPRIATION RECEIPTS
For the Fiscal Year Ended June 30, 1976

Schedule E-1a

Redevelopment:**Comstock Renewal Project:**

Received of Slum Clearance and Redevelopment V to pay over that amount incorrectly charged to Slum Clearance and Redevelopment Loan V for interest on note renewal for August 31, 1975 and not paid over previously \$ 6,395.28

East Side Renewal Project:

Received of Slum Clearance and Redevelopment V to pay over that amount incorrectly charged to Slum Clearance and Redevelopment Loan V for interest on note renewal for August 31, 1975 and not paid over previously 3,255.77

Mount Hope Project Area R.I. R-18:

Received of Slum Clearance and Redevelopment V to pay over that amount incorrectly charged to Slum Clearance and Redevelopment Loan V for interest on note renewal for August 31, 1975 and not paid over previously 1,837.19

West Broadway Project A-2-1-3:

Received of Slum Clearance and Redevelopment V to pay over balance due in accordance with City Council Resolution No. 208 approved March 29, 1975 417,603.03

Weybosset Hill Renewal Project:

Received of Slum Clearance and Redevelopment V to pay over that amount incorrectly charged to Slum Clearance and Redevelopment Loan V for interest on note renewal for August 31, 1975 and not paid over previously 534.88

Total Appropriation Receipts \$ 429,626.15

Schedule E-1

CAPITAL FUNDS

DETAILS OF CASH DISBURSEMENTS FOR ACTIVE CAPITAL ACCOUNTS

Through June 30, 1976

Capital Debt Fund:		
Payment of Bond Interest.....	\$ 407,675.88	
Payment of Bond Maturities.....	331,741.53	
Transfer to General Fund Miscellaneous Revenue	295,990.86	
Total		\$ 1,035,408.27
City Plan Commission:		
College Hill Demonstration Study:		
Updating of College Hill Report.....	\$ 2,600.00	
Printing of Updated Report.....	10,918.50	
Postage expenses incurred in mailing of report	621.92	
Return of unused balance of Government Grant	2,170.28	
Miscellaneous supplies	124.96	
Total		16,435.66
Additions and Alterations to Providence Public Library:		
Interest on Floating Debt	\$ 95,211.27	
Payments to Providence Public Library	203,233.00	
Total		298,444.27
Capital Purposes:		
Interest on Floating Debt	\$ 23,427.42	
Police Vehicles	70,950.00	
Public Works Equipment	219,028.00	
Emergency Repairs — Water Mains	11,200.00	
Total		324,605.42
Providence Civic Center Authority:		
Payments to Civic Center Authority:		
Architectural Services	\$ 400,000.00	
Interest on Floating Debt	78,770.78	
General Construction	12,511,229.22	
Miscellaneous	10,000.00	
Total		13,000,000.00
Public Property Paint Supplies:		
Paint Supplies		4,987.84
Public Safety Headquarters Improvements:		
Modernization of Existing Facilities		125,621.83
Public Safety Dog Kennel:		
Miscellaneous Services		14,988.78
1969 Bridge Construction and/or Reconstruction:		
Testing Structural Steel	\$ 46,742.25	
Concrete Products	5,901.00	
Purchase and installation of Windpower Alternator	815.00	
Installation of Expansive dam at Crawford Street Bridge	7,500.00	
Total		60,958.25
Merino Bridge Replacement:		
Architectural Fees	\$ 20,450.00	
Construction	44,511.31	
Total		64,961.31
Highway Paving and Resurfacing Account:		
Salaries and wages	\$ 674.75	
General Construction	148,325.25	
Total		149,000.00
1970 Highway Construction and/or Reconstruction:		
Surfacing and resurfacing of highways in Sundry Streets		99,011.65
Highway Special 1971:		
Paving and Resurfacing Sundry Streets		117,957.71

Schedule E-1b—Continued

CAPITAL FUNDS

DETAILS OF CASH DISBURSEMENTS FOR ACTIVE CAPITAL ACCOUNTS

Through June 30, 1976

Highway Special 1972:		
Asphalt Products		148,894.98
Highway Special 1973-1974:		
Paving and Surfacing Sundry Streets		101,464.49
Hurricane Barrier:		
Purchase of Land	\$ 913,150.00	
General Construction	2,465,333.34	
Architectural and Engineering Services	5,750.00	
Appraisals	9,390.00	
Blueprints	36.44	
Examination of Titles	1,226.25	
Interest on Floating Debt	177,394.03	
Property Taxes	50.00	
Small Tools and Shop Supplies	685.52	
Equipment	14,358.25	
Miscellaneous Repairs	2,250.00	
Repairs to Motors	9,402.75	
City's share of maintenance and operating costs at the Gaging Station	5,250.00	
Testing the Cathodic Protection System of the Cooling Canal	44,854.45	
Communication System—Vocalarm System	1,050.00	
Total		3,650,181.03
Hurricane Barrier Capital Revolving Fund:		
Paid to Hurricane Barrier Account in the Capital Fund the amount received from the State of Rhode Island as its one-third share of certain items paid by the Hurricane Barrier Account		198,922.09
Municipal Dock—Extension:		
Extension of Bulkhead at the Municipal Wharf	\$ 1,724,933.13	
Construction of Loading Dock	38,230.00	
Architectural and Engineering Services	80,864.74	
Blueprints and Advertising	193.28	
Borings and Testings	2,809.45	
Transfer to Capital Debt Fund	1.05	
Interest on Floating Debt	76,305.35	
Gravel	18,168.00	
Dredging of Harbor	58,800.00	
Total		2,000,305.00
Rehabilitation of Municipal Docking Facilities:		
Architects Fees and Professional Services	\$ 46,500.00	
Renovations to Dock Facilities	519,650.00	
Dock Repairs	433,559.70	
Consultants	11,855.30	
Miscellaneous Services	1,625.42	
Interest on Floating Debt	28,207.22	
Rehabilitation of Railroad Siding	39,875.00	
Total		1,081,272.64
Construction of Seawall and Additional Docking Facilities:		
Interest on Floating Debt	\$ 58,117.17	
Architectural and Engineering Services	410,586.53	
Total		468,703.70
New Roof—Building No. 3 at Municipal Wharf:		
Repairs to Buildings		11,926.00
India Point Park:		
Architectural Fees	\$ 24,450.00	
Purchase of Railroad Land	421,367.50	
Examination of Titles	1,626.00	
Appraisal of Land	3,520.00	
Repayment of Funds advanced from the Emergency Public Improvement Funds	116,887.26	
General Construction and Site Improvements	307,432.67	
Water Service Connection	604.90	
Inspection of Land	1,000.00	
Total		876,888.33

CAPITAL FUNDS

DETAILS OF CASH DISBURSEMENTS FOR ACTIVE CAPITAL ACCOUNTS

Through June 30, 1976

East Side Community Park:		
General Construction	\$ 39,755.00	
Architectural Fees	932.67	40,687.67
Eddy Playground (Ellery, Rosedale and Wendell Streets):		
Purchase of Land	\$ 3,200.00	
Appraisals	25.00	
Examination of Titles	80.00	3,305.00
Elmhurst:		
Installation of Chain Link Fence	\$ 256.00	
Basketball Backstops	924.00	1,180.00
Esek Hopkins Jr. High School Recreation Field:		
Installation of Chain Link Fence	\$ 2,069.60	
Excavation and Engineering Services	8,949.01	11,018.61
Father Ferry Playground:		
End Post Installation		774.40
Federal Hill Park:		
Site Improvements at the Park		8,011.70
Federal Hill Swimming Pool:		
Replacing and Repairing Doors	\$ 1,575.39	
Blueprints	3.75	1,579.14
Flynn School:		
Installation of Chain Link Fence	\$ 1,418.00	
Install Playground Equipment	1,955.00	3,373.00
Fogarty Elementary School Playground:		
Land Excavation	\$ 2,488.49	
Basketball Backboards	490.00	2,978.49
Fox Point Little League Field:		
Advertising	\$ 20.16	
Architectural and Engineering Services	926.70	
Automobile Allowances	40.00	
Construction of Recreation Area	15,687.50	
Installation of Chain Link Fence	1,337.50	
Playground Equipment	3,638.00	
Improvements to Playing Field	1,085.40	
Improvements to Basketball Courts	2,340.15	25,075.41
Friendship Street:		
Purchase of Land	\$ 1,300.00	
Examination of Titles	37.50	1,337.50
Gano Street:		
Purchase of Land	\$ 200.00	
Improvements to Land	8,065.75	
Basketball Courts and Backboards	2,572.77	
Educational Equipment	818.52	
Remove and Replace Fence	2,062.00	
Install Posts	2,713.65	
Install Lighting	2,000.00	
Install Benches	640.00	
Site Improvements	17,794.10	
Electrical Improvements	995.82	37,862.61
Gesler Street:		
Chain Link Fence	\$ 7,519.00	
Install Backboards	490.00	8,009.00
Gilbert Stuart School:		
Site Preparation		4,723.53

CAPITAL FUNDS

DETAILS OF CASH DISBURSEMENTS FOR ACTIVE CAPITAL ACCOUNTS

Through June 30, 1976

Gladys Potter Garden (Humboldt Park):		
General Site Preparation.....	\$ 3,488.00	
Playground Equipment	9,265.00	
Improvements to Recreation Area	490.00	
Replacement of Gate Posts	875.00	14,118.00
Grand View Park:		
Replace Fencing	\$ 874.50	
General Site Preparation	3,022.25	
Install Park Benches	260.00	4,156.75
Green Acres Project:		
Appraisals		2,475.00
Hammond Street:		
Paving	\$ 2,436.88	
Basketball Backboards	1,572.00	4,008.88
Hannah Street Playground:		
Purchase of Land	\$ 1,500.00	
Site Preparation	2,100.00	
Examination of Titles	75.00	
Installation of Chain Link Fence.....	704.00	4,379.00
Hartford Housing Project:		
Install Chain Link Fence		3,563.00
Hewitt and Atwells Avenue:		
General Site Preparation.....	\$ 2,600.00	
Installation of Sidewalks.....	108.44	2,708.44
Highland Avenue Playground:		
Appraisals		2,000.00
Hope High School:		
Construction of Infield	\$ 7,989.50	
Construction of Softball Field	5,013.13	13,002.63
John Hope Center:		
Landscaping	\$ 8,986.00	
Playground Equipment	11,133.00	
Removal of Trees and Stumps	350.00	
Removal of Fences and Installation of Wire Guards	3,445.00	
Site Improvements	14,069.84	37,983.84
Hopkins Park:		
Demolition of Bath House.....	\$ 490.00	
Installation of Basketball Backboards and Softball Backstops	4,007.00	
Installation of Fencing	6,156.95	
Construction of Baseball Infield	7,653.75	
Site Improvements	21,975.38	40,283.08
Howell Street:		
Installation of End Posts		973.80
Ice Hockey Rink:		
Feasibility Study		3,300.00
Ives Street:		
Site Improvements		3,549.00
Jenkins Street Playground:		
Concrete Pavement	\$ 82.32	
Playground Equipment	525.00	
Installation of Fencing	703.00	1,310.32
Joslin Street Playground:		
Reconstruction of Playground.....	\$ 40,074.70	
Professional Services	541.50	
Automobile Allowances and Transportation.....	80.00	

CAPITAL FUNDS

DETAILS OF CASH DISBURSEMENTS FOR ACTIVE CAPITAL ACCOUNTS

Through June 30, 1976

Architectural and Engineering Services.....	2,805.23	
Site Improvements at the Baseball Field.....	5,317.31	
Playground Equipment	4,680.00	
Prepare Basketball Court	3,237.19	
Installation of Fencing	6,794.80	63,530.73
Joslin Street Swimming Pool:		
Purchase of Land.....	\$ 32,000.00	
General Construction	466,299.38	
Appraisals	315.00	
Architectural and Engineering Services.....	35,598.14	
Advertising	22.68	
Borings and Testings.....	574.31	
Building Materials	146.02	
Examination of Titles.....	287.50	
Automobile Allowances	120.00	
Demolition of Buildings.....	624.00	
Professional Services—Inspection	2,623.83	
Equipment—First Aid	894.58	
Equipment—Office	734.97	
Furniture and Equipment.....	5,405.33	
Plans, Specifications and Blueprints.....	512.80	
Lettering Doors	50.40	
Supplies	85.68	
Miscellaneous	141.20	546,435.82
Kenyon Street Playground Project:		
Appraisals		13,040.00
Kenyon Street School:		
Install Basketball Backboard		495.00
Knight and Codding Streets:		
Site Improvements	\$ 26,970.00	
Installation of New Water Service.....	90.15	
Plans, Specifications and Blueprints.....	1.05	
Playground Equipment	6,394.00	
Install Basketball Backboard	495.00	
Replace Lighting Fixtures	1,374.06	35,324.26
Laurel Hill Playground:		
Playground Equipment	\$ 5,528.00	
Fence Removal and New Installation	2,301.20	
Install Basketball Courts and Backstops, Benches, etc.	7,243.05	
Excavation of Pool and surrounding area	500.00	
Construct Baseball Infield	5,056.00	20,628.25
Lexington Avenue:		
Fencing and Basketball Boards and Posts		941.00
Lippitt Hill Playground:		
Recreational and Educational Equipment	\$ 2,593.58	
Architectural and Engineering Services.....	7,863.33	
Purchase of Land.....	19,638.09	
Plans, Specifications and Blueprints.....	113.92	30,208.92
Lippitt Memorial Park:		
Playground Equipment		6,418.00
Lower South Providence Playground (Sayles Street):		
Purchase of Land.....	\$ 101,050.00	
Appraisals	1,040.00	
Advertising	163.44	
Blueprints	58.10	
Fees for Obtaining Options.....	2,182.75	
Examination of Titles.....	1,053.75	
Architectural and Engineering Services.....	2,640.00	
Automobile Allowances	40.00	
General Construction	33,930.00	
Site Improvements and Fencing.....	3,273.58	145,431.62

Schedule E-1b—Continued

CAPITAL FUNDS

DETAILS OF CASH DISBURSEMENTS FOR ACTIVE CAPITAL ACCOUNTS

Through June 30, 1976

Major Park Swimming Pool (Ellery Street):		
Plans, Specifications and Blueprints.....	\$ 10.28	
Installation of Chain Link Fence.....	5,604.20	
Recreational Equipment	12,657.38	
General Site Preparation.....	3,186.55	21,458.41
Manton Housing:		
Playground Equipment		3,716.00
Merino Park:		
Repairs to Shelter House.....	\$ 6,084.00	
Site Improvements and Drainage System	60,547.62	
Site Preparation for Tot Lot	22,532.06	
Recreational Equipment	2,054.80	
Playground Equipment	1,313.00	
Grading Improvements at Skating Rink.....	27,864.96	
Installation and Repair of Basketball Backboards	1,015.00	
Construction of Baseball Infield.....	7,685.00	
Water Installation.....	979.01	
Gate Posts	260.00	130,335.45
Metcalf Field:		
Purchase of Land.....	\$ 36,895.00	
Architectural and Engineering Services.....	5,214.75	
Advertising	18.20	
Rental of Equipment.....	666.00	
Examination of Titles.....	198.75	
Freight Charges on Equipment	94.60	
Installation of Water Service.....	140.60	
Professional Services	54.15	
Dust Preventative	480.00	
Miscellaneous	60.00	
Constructing and Equipping Playground.....	81,800.00	
Installation of Chain Link Fence.....	4,993.70	
Site Preparation, Basketball Courts & Equipment	16,913.48	
Educational and Recreational Equipment	1,665.00	
Benches, Gates, and Posts	4,140.40	153,334.63
Michigan Street:		
Paving and Surfacing		952.67
Mini-Parks:		
Appraisals		300.00
Model Cities Agency Project R. I. OSC-21:		
Advertising	\$ 26.60	
Architectural Fees	2,331.88	2,358.48
Mount Pleasant Recreation Field:		
General Site Preparation and Improvements	\$ 48,992.11	
Erection of a Shelter House.....	10,900.00	
Demolition of Structures.....	980.00	
Playground Equipment	10,795.00	
Installation of Sidewalks and Chain Link Fence.....	7,744.59	
Installation of Basketball Backboard.....	247.50	
Construction of Baseball Infield	5,145.00	
Miscellaneous Construction	2,352.00	
Resurface Tennis Court	4,772.00	91,928.20
Municipal Golf Course Club House:		
Purchase of Land.....	\$ 21,525.00	
Site Improvements	18,640.21	
Advertising	127.29	
Examination of Titles.....	142.50	
Architectural and Engineering Services.....	14,661.68	
Plans, Specifications and Blueprints.....	18.16	
General Construction	136,843.56	
Rental of Equipment.....	1,251.00	

CAPITAL FUNDS
DETAILS OF CASH DISBURSEMENTS FOR ACTIVE CAPITAL ACCOUNTS
Through June 30, 1976

Postage	18.00	
Relocating Water Service	3,283.35	
Furniture	1,865.07	
Miscellaneous	110.50	
Softball Backstops	1,600.00	200,086.32
Nathan Bishop Playground:		
Construction of Tennis & Basketball Courts	\$ 14,800.00	
Install Chain Link Fence	5,935.92	20,735.92
Nelson Street:		
Installation of Chain Link Fence	\$ 277.00	
Site Improvements	6,140.26	6,417.26
Neutaconkanut Baseball Field:		
Professional Services—Inspection	\$ 128.00	
Rhode Island Laborers Pension Fund	4.00	
Rhode Island Laborers Welfare Fund	4.00	
Installation of Chain Link Fence	2,913.38	
Site Improvements	30,680.02	33,729.40
Neutaconkanut Park:		
Architectural and Engineering Services	\$ 6,648.52	
Advertising	25.41	
Educational and Recreational Equipment	1,315.78	
Professional Services—Inspection	875.64	
General Construction	110,708.63	
Plans, Specifications and Blueprints	124.07	
Small Tools and Shop Supplies	61.69	
2 Bronze Placques	130.00	
Automobile Allowance	420.00	
Portable Resuscitators	370.00	
Landscaping Supplies	38.66	
Housekeeping Supplies	160.38	
Rehabilitation of Playground	6,682.99	
Site Preparation	18,107.85	
Playground Equipment	5,956.00	
Installation of Basketball Backboard and Baseball Equipment	2,495.00	
Installation of Chain Link Fence and Appurtenances	14,928.45	
Replacement of Damaged Water Service	971.96	
Equipment and Supplies for Press Box	3,404.31	173,425.34
Neutaconkanut Park Bowling Green:		
Site Preparation	\$ 6,334.52	
Installation of Chain Link Fence	502.00	6,836.52
New York Avenue:		
Plans, Specifications and Blueprints		1.80
Niagara Street Playground:		
Playground Equipment	\$ 2,158.52	
End Posts and Backboards	2,790.80	
Site Improvements	3,273.75	
Educational Equipment	953.65	9,176.72
O'Brien Tot Park (Regent Avenue):		
Installation of Sidewalks	\$ 3,393.64	
Recreational Equipment	9,167.00	
General Site Preparation	9,996.00	
Installation of Basketball Court and Backboards	2,656.67	
Installation of Chain Link Fence	1,215.20	26,428.51
Ohio Avenue:		
Examination of Titles	\$ 50.00	
Purchase of Land	3,000.00	
Tax Adjustment	11.83	3,061.83
Tim O'Neil Field (Roger Williams Park):		
Construction of Baseball Infield	\$ 5,246.00	
Construction of Canopy	1,312.00	

Schedule E-1b—Continued

CAPITAL FUNDS

DETAILS OF CASH DISBURSEMENTS FOR ACTIVE CAPITAL ACCOUNTS

Through June 30, 1976

Landscaping Services	7,898.50	
Installation of Benches	1,055.00	
Playground Equipment	14,091.40	
Fence Installation and Repairs	8,433.90	
Site Improvements	5,500.00	43,536.80
Oxford Street Future Playground:		
Land Excavation	\$ 1,468.50	
Installation of Fences	1,239.84	2,708.34
Paterson Street Playground:		
Playground Equipment	\$ 8,107.50	
General Site Preparation	3,738.50	
Install Chain Link Fence	2,984.34	
Basketball Backboards	495.00	15,325.34
Plainfield Street Swimming Pool:		
Installation of Chain-Link Fence		378.00
Prarie Avenue:		
Paving		748.00
Projects Construction at Junior Police Camp:		
Paved Roads, Construction of Basketball Courts and Backboard, New Septic Tanks, Grading and Seeding of Shoreline Area	\$ 9,275.50	
Land Excavation	6,100.00	15,375.50
Rhodes Street:		
Playground Equipment	\$ 4,510.00	
Installation of Chain Link Fence	1,014.50	5,524.50
Richardson Street:		
Demolition of pool	\$ 600.00	
Site Preparation	1,232.28	
Installation of Sidewalks	2,218.03	
Playground Equipment	5,722.00	
Installation of Basketball Backboards and Courts	6,612.14	
Construction of Baseball Infield	5,045.00	
Tennis Posts	110.00	
Installation of Chain Link Fence	7,331.50	
Land Excavation	691.00	
Labor and Materials for Repairs to Electrical System	1,425.14	30,987.09
Ridge Street:		
General Site Preparation	\$ 13,606.00	
Playground Equipment	6,938.00	
Installation of Chain Link Fence	13,023.85	
Installation of Benches	375.00	33,942.85
Roger Williams Park Pool:		
Borings and Testings	\$ 288.00	
Professional Services—Inspection	14.18	
Architectural Services	16,876.06	
Blueprints	290.38	
Advertising	36.38	17,505.00
Roger Williams Park Tennis Court Area:		
Installation of Chain Link Fence	\$ 11,426.05	
Site Preparation	50,890.12	62,316.17
Roosevelt Street:		
Purchase of Land	\$ 10,700.00	
Examination of Titles	97.50	
Canopy Installation	720.00	11,517.50
Roosevelt Street Swimming Pool:		
Plans, Specifications and Blueprints		1.50

CAPITAL FUNDS

DETAILS OF CASH DISBURSEMENTS FOR ACTIVE CAPITAL ACCOUNTS

Through June 30, 1976

Sackett Street:		
Purchase of Land	\$ 51,764.00	
Advertising	20.00	
Chain Link Fence	3,428.00	
Electrical Supplies	286.75	
Fuel	6.45	
Improvements to Land	5,547.79	
Lumber and Hardware	292.63	
General Site Preparation	23,707.25	
Playground Equipment	9,767.50	
Plans, Specifications and Blueprints	13.40	
Rental of Equipment	3,559.50	
Small Tools and Shop Supplies	42.24	
Spray Pool Installation	3,650.00	
Little League Backstops	1,714.00	
Construction of Baseball Infield	4,725.00	
Remove Fence and Install End Posts	2,243.00	110,767.51
St. Augustine's:		
Installation of Basketball Backboards		735.00
St. Edward's:		
Installation of Basketball Backboards		495.00
St. Mary's Academy:		
Basketball Backboards		490.00
St. Michael's School:		
Basketball Backboards		490.00
St. Patrick's:		
Installation of Basketball Backboard	\$ 495.00	
Installation of Fencing	390.00	885.00
St. Pius:		
Installation of Basketball Backboards	990.00	
Installation of Fencing	1,544.00	2,534.00
St. Raymond's:		
Installation of Basketball Backboards		980.00
St. Thomas:		
Installation of Basketball Backboards		735.00
Salisbury Street:		
Architectural Fees	\$ 482.18	
Purchase of Land	2,000.00	
Landscaping	20,728.00	23,210.18
Shipyards Playfield:		
Appraisals	\$ 300.00	
General Construction	50,091.00	
Installation of Chain Link Fence	7,369.25	
Site Preparation	640.50	
Construction of Baseball Infields	4,900.00	63,300.75
Smith Street Playground—Extension:		
Purchase of Land	\$ 70,018.75	
Advertising	209.44	
Examination of Titles	390.00	
Miscellaneous	81.20	
Miscellaneous Materials	2.75	
Improvements to Land	13,249.03	
Site Improvements at the Softball Field	19,777.78	
Plans, Specifications and Blueprints	28.80	
Installation of Curbing	189.41	
Installation of Sewers	1,609.06	
Installation of Sidewalks	1,273.89	

CAPITAL FUNDS

DETAILS OF CASH DISBURSEMENTS FOR ACTIVE CAPITAL ACCOUNTS

Through June 30, 1976

Installation of Chain Link Fence.....	1,000.00	
General Site Preparation and Landscaping	14,515.51	
Playground Equipment	9,794.00	
Installation of Basketball Backboards	985.00	133,124.62
South Providence Swimming Pool (Dudley Street):		
Repairing and Replacing Doors.....	\$ 1,512.67	
Blueprints	3.75	
Installation of Chain Link Fence.....	2,829.00	
Miscellaneous Materials	31.38	
Rehabilitation of Playground Area.....	5,488.00	
Concrete Decks	7,100.00	16,964.80
Summit Avenue Playground:		
Playground Equipment	\$ 48.00	
Installation of Backstops	250.00	
Paving and Surfacing	1,231.92	1,529.92
Taylor Street:		
Purchase of Land	\$ 1,000.00	
Examination of Titles	54.00	
Architects Fees	1,892.02	2,946.02
Tell Street Playground:		
Site Preparation	\$ 1,666.67	
Installation of Chain Link Fence	695.50	2,362.17
Temple Street:		
Install Basketball Backboards	\$ 990.00	
Installation of Chain Link Fence.....	837.75	
Excavation	124.75	1,952.50
Tockwotton Park Swimming Pool (Ives Street):		
Architectural and Engineering Services.....	\$ 4,363.65	
Automobile Allowances	420.00	
Advertising	24.96	
General Construction	97,075.92	
Plans, Specifications and Blueprints.....	214.36	
Professional Services	716.73	
Borings and Testings.....	360.00	
Pool Equipment	604.47	
Portable Resuscitators	321.44	104,101.53
Valley Street:		
Playground Equipment	\$ 4,465.00	
Installation of Chain Link Fence.....	6,479.90	
Repairs to Baseball Backstops	698.00	
Resurfacing	3,821.73	
Construction of Baseball Fields	4,450.10	
Installation of Basketball Backboard.....	1,485.00	21,399.73
Valley View Housing:		
Installation of Basketball Backboards	\$ 980.00	
Playground Equipment	5,730.00	
Installation of Benches	160.00	
Installation of Fences	348.00	7,218.00
Veazie Street Recreation Field:		
General Site Improvements	\$ 1,440.24	
Installation of Sidewalks.....	3,506.51	
Installation of Chain Link Fence.....	5,621.51	
Installation of Guard Rail	1,439.50	
Playground Equipment	6,132.00	
Install Basketball Backboard.....	990.00	
Construction of Baseball Infields, etc.	6,431.00	25,560.76

CAPITAL FUNDS

DETAILS OF CASH DISBURSEMENTS FOR ACTIVE CAPITAL ACCOUNTS

Through June 30, 1976

Vest Pocket Parks:			
Baxter, Comstock and Oxford Streets:			
Architectural Fees	\$	2,076.70	
Land Condemnation		1,100.00	\$ 3,176.70
Chaucer Street:			
Appraisals			300.00
Vermont Avenue:			
Appraisals			100.00
King Philip Street:			
Appraisals			300.00
General Expenditures:			
Appraisals	\$	10,026.05	
Landscaping		300.00	10,326.05
Model Cities General Areas:			
Advertising	\$	28.35	
Landscaping		8,842.65	8,871.00
Total Vest Pocket Parks			23,073.75
Viscolosi Tot Playground (Lower Chalkstone Avenue):			
Recreational Equipment	\$	9,663.00	
General Site Preparation		6,558.29	
Installation of Chain Link Fence		1,946.55	
Install Basketball Backboards		745.00	18,912.84
Waldo Street Playground:			
Playground Equipment	\$	6,380.50	
General Site Preparation		5,011.46	
Fencing		1,005.00	12,396.96
Wallace Street:			
Playground Equipment and Supplies	\$	5,351.00	
Revitalize Playing Surface		59,500.00	
Site Preparation		9,131.09	
Install Basketball Court & Backstops		6,252.53	
Inspection		767.05	
Install Chain Link Fence		8,307.30	89,308.97
Warren Street:			
Installation of Chain Link Fence	\$	1,180.00	
Playground Equipment		7,627.50	
General Site Preparation		13,837.03	22,644.53
Willard Center:			
Site Improvements	\$	36,782.76	
Architectural and Engineering Services		5,183.62	
Plans, Specifications and Blueprints		58.80	
Automobile Allowance and Transportation		80.00	
Purchase of Water Meter		154.60	
Purchase of Lawn Sprinkler		166.24	
Professional Services		902.50	
Installation of Chain Link Fence		920.84	44,249.36
Joseph Williams Field (Elmwood Avenue):			
Installation of Chain Link Fence and Appurtenances	\$	5,775.10	
Playground Equipment		6,663.00	
Site Preparation and Improvements		18,953.51	
Install Basketball Backboard		990.00	
Water Installation		698.30	33,079.91
Windmill Street:			
Playground Equipment	\$	2,551.00	
Install Basketball Backboards		990.00	
Land Excavation		317.98	3,858.98

CAPITAL FUNDS

DETAILS OF CASH DISBURSEMENTS FOR ACTIVE CAPITAL ACCOUNTS

Through June 30, 1976

York Pond and Hickey Pond:			
Plans and Specifications for Air Pollution Control		1,614.00	
Zuccolo Memorial Pool:			
Roofing and Sheet Metal Work	\$ 20,000.00		
Concrete Decks	29,600.00		
Temperature Control System	7,146.00		
Rails and Posts	6,342.95		
Plumbing Fixtures and Supplies	735.58	63,824.53	
Total Recreation Expenditures			5,293,120.09
Off Street Parking Facilities:			
Interest on Floating Debt	\$ 102,871.77		
Transfer to Capital Debt Fund	58,525.00	161,396.77	
Broad, Chestnut and Claverick Streets:			
Purchase of Land	\$ 400,000.00		
Plans, Specifications and Blueprints	4.20		
Examination of Titles	1,035.00		
Refund of Rent—Metropolitan Garage for 7/1/61 to 7/31/61 paid to Providence Redevelopment Agency	833.34		
Payment of Water Charges	887.30		
Payment of City Taxes	3,014.61		
Building Materials	60.21		
Restoration of Lights—Broad Street	176.00	406,010.66	
Worcester, Eddy and Fountain Streets (Bus Terminal):			
Purchase of Land	\$ 420,000.00		
Appraisals	550.00		
Examination of Titles	1,215.00		
Payment of City Taxes	4,802.24		
Payment of Water Charges	685.88		
Replacement of Burned Out Electrical Circuits	467.23		
Installation of Water Heater	253.28		
Fire Insurance	1,584.00		
Repairs to Buildings	339.21		
Demolition of Buildings (Bus Terminal)	2,400.00		
Pre-Cast Concrete Bumper Curbs	162.92		
Paving of old Bus Terminal Site	1,890.00		
Blueprints and Advertising	89.88	434,439.64	
Washington, Aborn, Fountain and Beverly Streets (Majestic Theater):			
Purchase of Land	\$ 715,887.92		
Appraisals	2,200.00		
Advertising	347.04		
Blueprints	220.40		
Cleaning Sewer Lines	79.25		
Public Liability, Property Damage and Plate Glass Insurance	2,049.28		
Payment of Moving Expenses	18,482.66		
Fees to Management Agent	2,520.96		
Examination of Titles	2,411.25		
Fees Paid to Consultants	29,200.00		
Miscellaneous Services	125.00		
Postage	20.68		
Payment of Water Charges	679.83		
Repairs to Buildings	824.71		
Borings and Testings	2,871.28		
Fuel	247.39		
Automobile Allowance	40.00		
Transportation and Subsistence	113.04		
Demolition of Buildings	12,750.00		
Maps of Weybosset Hill Annex	52.43	791,123.12	
Pine Street Area:			
Court Costs		504.20	
Total Off-Street Parking Expenditures			\$ 1,793,474.39

CAPITAL FUNDS

DETAILS OF CASH DISBURSEMENTS FOR ACTIVE CAPITAL ACCOUNTS

Through June 30, 1976

Redevelopment Agency Funds:

Slum Clearance and Redevelopment No. 2:

Agency—Local Grant-in-Aid:

Point Street Area—Project UR RI 1-1.....	\$ 75,000.00	
Willard Avenue—Project UR RI 1-2.....	60,437.59	
West River Project UR RI 1-6.....	12,951.50	
Lippitt Hill Project UR RI R-3.....	1,393,954.00	1,542,343.09

*Non-Agency Local Grant-in-Aid:

Purchase of Erco Real Estate—West River.....	\$ 97,500.00	
Installation of Lead Track and Appurtenances—West River.....	90,000.00	187,500.00

*Financed Entirely by City:

Mashapaug Pond Project.....	\$ 689,340.00	
Interest on Floating Debt.....	125,846.78	
Transfer to Slum Clearance V	262.25	815,449.03

Total 2,545,292.12

Slum Clearance and Redevelopment III:

Agency—Local Grant-in-Aid:

*Central-Classical Project—Transfers as approved by City Council Resolution No. 428 approved August 11, 1961.....		400,000.00
---	--	------------

Financed Entirely by City:

*Mashapaug Pond Project—Transfer as approved by City Council Resolution No. 2 approved January 3, 1961.....		3,100,000.00
Transfer to Slum Clearance Loan V		1,302.08

Total 3,501,302.08

Slum Clearance and Redevelopment IV:

Agency—Local Grant-in-Aid:

*East Side Renewal Project—Transfer as approved by City Council Resolution No. 143, approved February 16, 1961.....	\$ 560,839.48	
*East Side Renewal Project—Transfer as approved by City Council Resolution No. 478 approved August 18, 1967.....	4,342,600.00	
*Central-Classical Project—Transfers as approved by City Council Resolution No. 428, approved August 11, 1961.....	1,447,000.00	
*Central-Classical Project—Transfers as approved by City Council Resolution No. 547, approved September 23, 1963.....	134,844.00	
*Weybosset Hill Renewal Project—Transfers as approved by City Council Resolution No. 315, approved May 19, 1961.....	497,000.00	
*Weybosset Hill Renewal Project—Transfers as approved by City Council Resolution No. 142, approved March 6, 1964.....	1,977,700.00	8,959,983.48

Financed Entirely by City:

*Mashapaug Pond Project—Transfers as approved by City Council Resolution No. 2 approved January 3, 1961.....	\$ 511,000.00	
*Huntington Expressway Industrial Park Project—Transfers as approved by City Council Resolution No. 2, approved January 3, 1961	1,635,308.66	2,146,308.66

*Mt. Hope Project R.I. R-18:

Transfers as approved by City Council Resolution No. 226 approved May 24, 1968		103,000.00
West River Project UR RI-1-6—Transfer as approved by City Council Resolution No. 552 approved August 17, 1964		40,000.00

Redevelopment Agency Funds:

General Expenditures:

Feasibility Study of Sports Arena	\$ 20,000.00	
Interest on Floating Debt	81,866.25	
Payment to Capital Debt Fund	54,379.57	156,245.82

Total 11,405,537.96

*Central-Classical Redevelopment Project:

Payments to Providence Redevelopment Agency	\$ 1,925,783.00	
Interest on Floating Debt	55,332.85	
Transfer Balance to Redevelopment IV	1,061.48	1,982,177.33

Schedule E-1b—Continued

CAPITAL FUNDS

DETAILS OF CASH DISBURSEMENTS FOR ACTIVE CAPITAL ACCOUNTS

Through June 30, 1976

*East Side Renewal Project:		
Payments to Providence Redevelopment Agency	\$ 4,788,555.00	
Interest on Floating Debt	416,686.18	5,205,241.18
*Mashapaug Pond Project:		
Payments to Providence Redevelopment Agency	\$ 4,363,588.20	
Interest on Floating Debt	37,478.16	
Transfer Balance to Redevelopment IV	151.42	4,401,217.78
*Weybosset Hill Renewal Project:		
Payments to Providence Redevelopment Agency	\$ 2,414,677.00	
Interest on Floating Debt	97,806.28	2,512,483.28
*West River U.R. R.I. 1-6:		
Payments to Providence Redevelopment Agency		48,390.03
*Mount Hope Project U.R. R.I. R-18:		
Payments to Providence Redevelopment Agency	\$ 172,742.00	
Interest on Floating Debt	17,502.52	190,244.52
*Lockwood Street Project R-27:		
Payment to Providence Redevelopment Agency as City's Share of the cost of the Project		597,968.00
*Model Cities Project A-2-2-2:		
Payment to Providence Redevelopment Agency as City's share of the cost of the Project		66.00
*West Broadway Project A-2-1-2:		
Payment to Providence Redevelopment Agency as City's share of the cost of the Project		1,001,544.00
*West Broadway Project A-2-1-3:		
Payment to Providence Redevelopment Agency as City's share of the cost of the project		823,825.58
*Comstock Urban Renewal Project:		
Payment to Providence Redevelopment Agency as City's share of the cost of the Project	\$ 202,746.00	
Interest on Floating Debt	10,750.21	213,496.21
Slum Clearance and Redevelopment V:		
Agency—Local Grant-in-Aid:		
*East Side Renewal Project—Transfer as approved by City Council Resolution No. 478 approved August 18, 1967	302,344.97	
*Weybosset Hill Renewal Project—Transfer as approved by City Council Resolution No. 142 approved March 6, 1964	37,872.53	
*Mt. Hope Project R. I. R-18—Transfer as approved by City Council Resolution No. 226 approved May 24, 1968	88,197.62	
*Lockwood Street Project R-27:		
Transfer to Provide Funds for Interest on Notes and Payment to Redevelopment Agency	600,000.00	
*Model Cities Project A-2-2-2:		
Transfer to Provide Funds for Interest on Notes and Payment to Redevelopment Agency	500.00	
*West Broadway Project A-2-1-2:		
Transfer to Provide Funds for Interest on Notes and Payment to Redevelopment Agency	1,004,000.00	
*Comstock Urban Renewal Project:		
Transfer to provide funds for interest on notes and payment to Redevelopment Agency	214,563.36	
*West Broadway Project A-2-1-3:		
Transfer to provide funds for interest on notes and payment to Redevelopment Agency	825,329.61	
Interest on Floating Debt	308,873.08	
Total		3,381,681.17

CAPITAL FUNDS

DETAILS OF CASH DISBURSEMENTS FOR ACTIVE CAPITAL ACCOUNTS

Through June 30, 1976

Modernization and Construction Loans (Combined):

General Expenditures:

Architects Fees	\$ 1,635.54	
Automobile Allowances	12,610.00	
Professional Services—Inspection	266,399.10	
Interest on Floating Debt	477,836.91	
Purchase of Land	42,769.81	
Office Supplies	96.72	
R. I. Laborers Pension Fund	3,024.95	
R. I. Laborers Training Fund	473.60	
R. I. Laborers Welfare Fund	3,116.95	
Blueprints	361.04	
Assorted T.V. Antennas	22,235.00	
Modification of Drinking Fountains at Various Schools	1,538.90	
Engineering Services—Communication Sys- tems at Various Schools	5,462.60	
Transfer to Capital Debt Fund	38,444.74	
R. I. Laborers Benefit Fund	1,512.00	
Study of Fire Safety Code Violations at Various Schools	17,802.32	895,320.18

Academy Avenue School:

Blueprints	\$ 124.71	
Furniture	12,218.86	
Modernization and Alterations	200,184.00	
Interior Painting	1,425.00	213,952.57

Administration Office (Old Hope High):

Blueprints		5.40
------------------	--	------

Asa Messer School:

Install Clock Communication System		1,340.00
--	--	----------

Beacon Avenue School:

Furniture		7,857.34
-----------------	--	----------

Berkshire Street School:

Glass Supplies		385.50
----------------------	--	--------

Nathan Bishop Jr. High School:

Miscellaneous Repairs	\$ 5,888.00	
Modification of Drinking Fountains	1,701.00	
Glass Supplies	283.00	
Office Supplies	17.57	
Architectural and Engineering Services	27,043.10	
Blueprints	483.35	
Steel and Glass Partitions	1,645.00	
Electrical Renovation	221,340.00	
Advertising	47.47	258,448.49

Branch Avenue School:

Architect's Fees	\$ 4,400.98	
Glass Supplies	1,136.00	
Renovations and Alterations	24,876.38	30,413.36

Samuel Bridgman Jr. High School:

Modification of Electrical System	\$ 51,168.00	
Architectural	16,757.78	
Installation of Fluorescent Lighting	37,820.00	
Miscellaneous Alterations	19,459.80	
Gas Fired Boiler	8,000.00	
Blueprints	602.46	
Modification of Drinking Fountains	661.50	
Steel and Glass Partitions	1,625.00	136,094.54

Schedule E-1b—Continued

CAPITAL FUNDS

DETAILS OF CASH DISBURSEMENTS FOR ACTIVE CAPITAL ACCOUNTS

Through June 30, 1976

Bridgham Middle School:		
General Construction	\$ 2,051,109.90	
Purchase of Land	61,000.00	
Architect's Fees	239,193.82	2,351,303.72
Broad Street School:		
Blueprints	\$ 4.20	
Glass Supplies	4,603.00	
Electrical Modernization	475.00	
Renovation—Comm. System	8,300.00	
Window Repairs	160.00	13,542.20
Camden Avenue School:		
Glass Supplies		7,991.84
Central High School:		
Architectural and Engineering Services	\$ 4,378.00	
Blueprints	63.85	
Electrical Installations	1,460.00	
Improvements to Art Metal Room	13,840.00	
Gymnasium Equipment	5,989.10	
Furniture and Equipment	47,597.06	
Renovations and Alterations	33,167.20	
Interior Painting	1,080.00	
Stage Lighting System	34,259.00	
Miscellaneous Repairs	37,638.80	179,473.01
Classical Central Education Center:		
Toilet Room Accessories		15,995.00
Classical High School:		
Furniture and Equipment	\$ 7,149.69	
Furnishings and Supplies	13,121.10	20,270.79
Edmund W. Flynn School:		
Glass Supplies	\$ 6,430.45	
Stage Equipment	750.00	
Security Alarm Equipment	1,614.36	8,794.81
Mary E. Fogarty School:		
Glass Supplies	\$ 2,589.25	
Security Alarm System	615.52	3,204.77
Fox Point Elementary School:		
Install Clock Communication System	880.00	
Stage Equipment	400.00	
Repairs to Boiler	5,082.00	6,362.00
Nathanael Greene Jr. High School:		
Stage Equipment	\$ 1,600.00	
Glass Supplies	3,481.60	
Advertising	53.58	
Steel and Glass Partitions	1,625.00	
Architectural and Engineering Services	29,838.13	
Blueprints	372.40	
Electrical Modernization	211,361.00	
Miscellaneous Repairs	5,277.00	
Renovations and Alterations	65,900.00	
Masonry Repairs	33,135.00	
Office Supplies	15.75	
Security Alarm Equipment	1,865.54	354,525.00
Grove Street School:		
Glass Supplies		610.00
Hope Street School:		
Architectural and Engineering Services	\$ 64,349.88	

CAPITAL FUNDS

DETAILS OF CASH DISBURSEMENTS FOR ACTIVE CAPITAL ACCOUNTS

Through June 30, 1976

Blueprints	911.10	
Installation of Plumbing Fixtures	1,762.60	
Installation of Fluorescent Lighting	31,135.00	
Steel Beams for Reinforcing Floors	769.64	
Modernization of Electrical System	416,808.94	
Exterior Renovations	228,000.00	
Interior Plastering	6,456.15	
Equipment	14,706.48	
Steel and Glass Partitions	1,996.00	
Installation of Sound Comm.	49,394.40	
Stage Equipment	13,786.81	
Plumbing Repairs	1,500.00	
Miscellaneous Repairs	17,692.00	
Interior Renovations	7,000.00	856,269.00
Esek Hopkins Jr. High School:		
Miscellaneous Repairs	\$ 290.20	
Architectural and Engineering Services	34,272.63	
Blueprints	455.45	
Advertising	82.12	
Electrical Modernization	109,943.54	
Glass Supplies	3,125.80	
Miscellaneous Equipment	315.00	
Modification of Drinking Fountains	2,412.00	
Steel and Glass Partitions	1,625.00	
Renovation of Temperature Control System	31,510.00	
Interior Painting and Renovations	177,627.00	
Stage Curtains	1,125.00	362,783.74
John Howland School:		
Glass Supplies	\$ 1,717.80	
Stage Equipment	475.00	2,192.80
Jenkins Street School:		
Glass Supplies		904.60
Kenyon Street School:		
Blueprints	\$ 28.80	
Glass Supplies	2,693.00	
Fire Damage Repairs	45,292.00	48,013.80
Laurel Hill Avenue School:		
Glass Supplies	\$ 1,614.55	
Electrical Modernization	9,925.00	11,539.55
Lexington Avenue School:		
Furniture	\$ 17,349.06	
Glass Supplies	994.00	
Roofing and Sheet Metal Work	7,297.00	25,640.06
Maintenance Plant—Bough Street:		
Fence Installation	\$ 3,043.75	
Installation of Floor Covering	1,858.55	
Installation of Gas Fired Boiler	9,733.00	
Alterations and Renovations	9,365.56	
Plumbing Alterations	318.42	24,319.28
Martin Luther King Elementary School:		
Renovation Clock Communication System		420.00
Mount Pleasant High School:		
Alterations and Renovations		\$ 1,167,120.56
Architectural Services	143,326.50	
Electrical Renovations	19,765.00	
Glass Supplies	2,763.00	
Blueprints	1,124.00	

Schedule E-1b—Continued

CAPITAL FUNDS

DETAILS OF CASH DISBURSEMENTS FOR ACTIVE CAPITAL ACCOUNTS

Through June 30, 1976

Furniture	11,299.00	
Telephone Charges	1.60	
Miscellaneous Repairs	13,600.00	
Fire Damage Repairs	18,868.00	
Stage Equipment	9,450.00	
Security Alarm Equipment	4,637.38	
Miscellaneous Equipment	2,500.00	
Repairs to Heating Equipment	3,130.00	1,397,585.04
Mount Pleasant Elementary School:		
Miscellaneous Repairs	\$ 5,095.00	
Glass Supplies	485.00	
Electrical Modernization	27,478.21	33,058.21
Nelson Street School:		
Architectural and Engineering Services	\$ 35,492.55	
Borings and Testings	348.50	
Automobile Allowances	120.00	
Blueprints	464.15	
Furniture	22,705.93	
Addition to School	468,923.40	
Rock Excavation	1,327.50	
Emergency Electrical Work	3,605.72	532,987.75
Oliver H. Perry Jr. High School:		
Advertising	\$ 51.25	
Heating Repairs	22,339.00	
Architectural and Engineering Services	26,648.45	
Glass Supplies	4,934.10	
Stage Equipment	1,500.00	
Emergency Services	627.98	
Steel and Glass Partitions	1,625.00	
Electrical Modernization	209,292.90	
Miscellaneous Repairs		94,744.00
Blueprints	399.45	
Office Supplies	30.75	362,192.88
Pleasant View School:		
Furnishings and Installation		11,405.04
Ralph Street School:		
Furniture		9,309.37
Regent Avenue School:		
Miscellaneous Alterations	\$ 165,576.28	
Plans, Specifications and Blueprints	173.44	
Professional Services — Inspection	330.64	
Oil Burner Installation	23,566.00	
Automobile Allowance	290.00	
Office Supplies	4.87	
Furniture	12,778.54	
Interior Painting	7,408.00	
Repairs to Damaged Windows	6,139.09	216,266.86
Reservoir Avenue School:		
Renovation Clock Communication System		3,800.00
Sackett Street School:		
Glass Supplies	\$ 848.00	
Window Repairs	160.00	1,008.00
Smith Street School:		
Furniture		7,805.78
Summit Avenue School:		
Blueprints	\$ 15.40	

CAPITAL FUNDS

DETAILS OF CASH DISBURSEMENTS FOR ACTIVE CAPITAL ACCOUNTS

Through June 30, 1976

Glass Supplies	800.64	
Architectural and Engineering Services	3,443.31	
Replacement of Boiler	29,797.00	
Electrical Modernization	4,825.00	38,881.35
<hr/>		
Gilbert Stuart Jr. High School:		
Advertising	\$ 50.29	
Miscellaneous Repairs	90,660.00	
Office Supplies	18.00	
Glass Supplies	7,976.10	
Installation and Repairs of Drinking Fountains	3,178.24	
Steel and Glass Partitions	1,625.00	
Architectural Services	18,118.18	
Modernization of Electrical System	173,058.95	
Blueprints	389.16	295,073.92
<hr/>		
Temple Street School:		
Plans, Specifications and Blueprints	\$ 98.64	
Office Supplies	30.72	
Boys and Girls Toilets	21,982.00	
Miscellaneous Alterations	53,700.00	
Furniture	17,814.86	
Electrical Modernization	33,900.00	
Addition to Sound System	374.00	
Glass Supplies	2,095.50	129,995.72
<hr/>		
Veazie Street School:		
Architect's Fees — Gym Roof	\$ 542.50	
Heating Repairs	31,993.00	
Blueprints	12.60	
Glass Supplies	1,438.12	
Renovations—Clock Communication System	7,836.40	
Emergency Repairs	2,507.96	
Window Repairs	160.00	
Repairs to Gymnasium Roof	3,875.00	48,365.58
<hr/>		
Vineyard Street School:		
Blueprints	\$ 82.05	
Furniture	16,616.09	
Miscellaneous Alterations	224,245.00	
Glass Supplies	2,079.20	
Stage Equipment	425.00	
Architect's Fees	1,200.00	244,647.34
<hr/>		
Webster Avenue School:		
Oil Burner Installation and Miscellaneous Repairs	\$ 36,746.00	
Blueprints	152.91	
Furniture	17,800.63	
Electrical Modernization	32,825.00	
Miscellaneous Alterations	138,840.00	
Glass Supplies	2,100.00	
Window Repairs	160.00	228,624.54
<hr/>		
George J. West Jr. High School:		
Electrical Modernization	\$ 98,205.72	
Miscellaneous Repairs	8,006.20	
Architectural and Engineering	25,326.63	
Emergency Electrical System	8,740.00	
Blueprints	458.10	
Glass Supplies	1,120.15	
Advertising	34.65	
Modification of Drinking Fountains	2,363.40	
Equipment	10,522.25	
Steel and Glass Partitions	1,785.00	

Schedule E-1b—Continued

CAPITAL FUNDS

DETAILS OF CASH DISBURSEMENTS FOR ACTIVE CAPITAL ACCOUNTS

Through June 30, 1976

Renovations and Alterations	125,279.00	
Exterior Repairs	58,010.00	339,851.10
West Broadway Elementary School:		
Architectural and Engineering Services		122,218.08
Roger Williams Jr. High School:		
Blueprints	\$ 514.45	
Architectural Services	26,323.32	
Advertising	50.29	
Glass Supplies	7,975.11	
Installation and Repairs to Drinking Fountains	3,936.80	
Steel and Glass Partitions	1,625.00	
Electrical Modernization	163,381.20	
Telephone Charges	1.44	
Miscellaneous Repairs	120,449.00	
Interior Painting	2,240.00	
Stage Equipment	1,400.00	327,896.61
Windmill Street School:		
Stage Equipment	\$ 1,950.00	
Furniture	25,826.83	
Blueprints	4.32	
Glass Supplies	550.00	
Renovation of Clock Comm. System	6,400.00	
Window Repairs	160.00	34,891.15
Total Modernization		10,223,837.67
Roger Williams Middle School Fire Damage:		
Fire Damage Repairs		1,800.00
Middle School Renovations:		
Esek Hopkins Middle School:		
Blueprints	\$ 14.40	
Renovations to Home Economics Classrooms	3,101.50	3,115.90
Gilbert Stuart Middle School:		
Blueprints	\$ 14.40	
Renovations to Home Economics Classrooms	3,101.25	3,115.65
Nathanael Green Middle School:		
Blueprints	\$ 14.40	
Renovations to Home Economics Classrooms	3,101.25	3,115.65
Miscellaneous:		
Transfer Unexpended balance to Federal Programs		1,152.80
Total Middle School Renovations		10,500.00
Total Schools		10,236,137.67
Sewage Treatment Plant:		
Loan I:		
General Construction	\$ 3,142,002.32	
Advertising	62.59	
Step Aeration Method of Activated Sludge Treatment	8,333.32	
Architectural and Engineering Services	196,597.56	
Borings and Testings	1,084.96	
Air Supply Equipment	740.00	
Chlorination Equipment	3,814.00	
Electrical Power used for Testing Purposes	59,398.69	
Interest on Floating Debt	29,648.88	
Maintenance and Servicing	133.08	
Plans, Specifications and Blueprints	1,912.41	
Postage	66.78	
Repairs to Plant Equipment	5,929.11	
Rental of Construction Equipment	2,100.00	

CAPITAL FUNDS

DETAILS OF CASH DISBURSEMENTS FOR ACTIVE CAPITAL ACCOUNTS

Through June 30, 1976

Fire Brick for Rebuilding No. 4 Hearth.....	2,219.00	
Special Castings	109.23	3,454,151.93
Loan II:		
General Construction	\$ 524,917.95	
Advertising	28.96	
Architectural and Engineering Services.....	210,229.01	
Interior and Exterior Painting.....	1,720.00	
Maintenance and Servicing.....	2,594.15	
Postage	18.56	
Repair Parts	1,248.92	
Step Aeration Method of Activated Sludge Treatment	4,166.66	
Interest on Floating Debt	78,614.57	823,538.78
Sewage Treatment Plant III:		
Installation of New and Reconditioned Vacuum Filters	\$ 146,480.58	
Improvements to Main Sewage Pumping Station	150,330.47	
Furnish and Install Switchboard including wiring conduits and appurtenances	95,148.90	
Architectural and Engineering Services	64,741.85	
Testing Concrete	229.90	
Refund of Deposit on Plans	25.00	
Tests on synchronous motor and generator	175.70	
Investigation of treatment processes at Sewage Treatment Plant..	17,777.60	
Replacement of Cracked Pipe	435.54	
Repair De-watering lines	1,895.00	
Recondition Aeration Tanks	2,800.00	
Repair Parts	3,773.00	
Vacuum Pump	13,490.00	
Rotating Element	6,549.00	
Freight Charges	77.30	
Maintenance and Servicing	3,128.55	507,058.39
Additions and Alterations to Sewage Treatment Plant:		
Architectural and Engineering Services	\$ 54,419.74	
Advertising	27.20	
Installation of 4-inch Water Service to New York Avenue for Sewage Disposal Works	266.00	
Postage and Freight	30.90	
Telephone and Telegraph	17.40	
General Construction	400,860.05	
Repairs to Plant Equipment	23,888.95	
Borings and Testings	38.50	
Repair Parts	36,937.35	516,486.09
Sludge Incinerator Loan:		
Advertising	\$ 47.98	
Architectural and Engineering Services	106,548.35	
General Construction	974,353.98	
Emergency Repairs	33,331.93	
Interest on Floating Debt	67,804.12	
Postage and Freight	327.18	
Telephone and Telegraph	170.56	
Borings and Testings	422.90	
Rental of Equipment	6,656.32	
Sewage Pumps and Filters	49,225.50	
Installation of Electric Motors	2,835.68	
Repairs to Sludge Incinerator	90,901.88	
Flange Gate Valve	11,450.00	
Incinerator Bucket	4,789.00	
Miscellaneous Repairs	64,905.49	
Repair Parts and Supplies	15,942.20	
Construction of Sewers	4,792.50	1,434,505.57
Study of Sewage Improvements 1974-1975:		
Engineering Study		65,000.00
Total Sewers		6,800,740.76

Schedule E-1b—Continued

CAPITAL FUNDS

DETAILS OF CASH DISBURSEMENTS FOR ACTIVE CAPITAL ACCOUNTS

Through June 30, 1976

Water Department:		
Additional Rapid Sand Filters:		
Engineering Services.....	\$ 35,500.00	
Transfer to Federal Programs—		
Additional Rapid Sand Filters.....	1,075,883.81	1,111,383.81
Construction of Major Improvements to the Water Supply System:		
Salaries.....	\$ 28,838.99	
Examination of Titles.....	20,150.00	
Appraisal Fees.....	400.00	
Documentary Stamps.....	3.30	
Recording of Deeds and Discharge of Mortgages.....	29.00	
Recording of Easements and Quitclaims.....	2,386.00	
Legal Services.....	1,500.00	
Transportation and Subsistence.....	60.50	
Reproduction of contract specifications.....	398.00	
Printing covers for specifications.....	130.00	
Photos of Area Route of Tunnel Aqueduct.....	190.00	
Xerox Copies of Deeds.....	2.00	
Black and White Photos.....	168.00	
Motion Picture Footage of Installation at Gainer Dam.....	479.00	
Legal Advertisements.....	350.35	
Publication of Condemnation Description and Statement.....	522.00	
Advertising for Sealed Proposals.....	3,557.39	
Advertising for Land Condemnation.....	450.84	
Office Supplies.....	227.32	
Interest on Floating Debt.....	61,833.57	
Engineering and Other Miscellaneous Services.....	299,089.95	
General Construction.....	1,094,302.12	
Transfer of cash to Federal Programs—Supplemental Tunnel and		
Aqueduct.....	8,190,883.82	
Field Surveys.....	8,200.00	
Surveyor's Supplies.....	273.18	
Reproducing supplies for copy machine.....	291.09	
Printing and Developing Film.....	101.22	
Printing and Binding, stencils for reproduction of contracts, etc.....	2,706.15	
Automobile Registration.....	2.00	
Miscellaneous printed forms.....	90.40	9,717,616.19
Repairs and Improvements at Reservoirs:		
Repairs to Gate House at Neutaconkanut Reservoir.....	\$ 13,974.00	
Installation of Doors at Neutaconkanut Reservoir.....	2,084.00	
Masonry Repairs at Scituate Water Works.....	11,500.00	
Roofing and sheet metal works at the Bath Street Pumping Station.....	1,950.00	
Emergency Boiler Repairs.....	11,741.68	
Roofing Repairs at the Scituate Water Works.....	1,465.00	42,714.68
Total Water.....		10,871,714.68
Total Cash Disbursements.....		\$96,707,708.30

Reconciliation

Schedule E-1:		
Disbursements up to June 30, 1975.....	\$108,824,306.57	
Less: Completed Capital Projects Written Off in the Fiscal Year Ended June 30, 1976..	16,975,831.27	91,848,475.30
Add:		
Disbursements during 1975-1976.....		4,859,233.00
Total Cash Disbursements.....		\$96,707,708.30

CAPITAL FUNDS

DETAILS OF CASH DISBURSEMENTS FOR ACTIVE CAPITAL ACCOUNTS

Through June 30, 1976

*Upon proper authorization the following accounts were established or supplemented by transferring the necessary money for their creation from the appropriation as stated below:

	Amount of Transfer	Amount of Expenditures
Redevelopment II:		
Erco Real Estate Purchase—West River.....	\$ 97,500.00	¹ \$ 97,500.00
Installation of Lead Track and Appurtenances—West River	90,000.00	⁴ 90,000.00
Mashapaug Pond	689,340.00	689,340.00
West River Project UR RI 1-16.....	8,390.03	8,390.03
Total	\$ 885,230.03	\$ 885,230.03
Redevelopment III:		
Central-Classical Project	\$ 400,000.00	\$ 400,000.00
Mashapaug Pond	3,100,000.00	3,100,000.00
Total	\$ 3,500,000.00	\$ 3,500,000.00
Redevelopment IV:		
East Side Renewal Project.....	\$ 4,903,439.48	\$ 4,903,439.48
Central-Classical Project	1,581,844.00	1,581,115.85
Weybosset Hill Renewal Project.....	2,474,700.00	2,474,700.00
Mashapaug Pond Project.....	511,000.00	² 611,726.36
Huntington Expressway Industrial Park.....	1,635,308.66	³ —0—
West River Project UR RI 1-16.....	40,000.00	40,000.00
Mount Hope Project RI R-18	103,000.00	102,314.53
Total	\$11,249,292.14	\$ 9,713,296.22
Redevelopment V:		
East Side Renewal Project	\$ 302,344.97	\$ 301,801.70
Weybosset Hill Renewal Project	37,872.53	37,783.28
Mt. Hope Project Area	88,197.62	87,244.52
Lockwood Street Project R-27	600,000.00	597,968.00
Model Cities Project A-2-2-2	500.00	66.00
West Broadway Project A-2-1-2	1,004,000.00	1,001,544.00
West Broadway Project A-2-1-3	825,329.61	823,825.58
Comstock Urban Renewal Project	214,563.36	213,496.21
Total	\$ 3,072,808.09	\$ 3,063,729.29
Hurricane Barrier Revolving Fund:		
Hurricane Barrier	\$ 198,922.09	\$ 198,922.09
Grand Total	\$18,906,252.35	\$17,361,177.63

For proper classification of these accounts, our total expenditures include the above amounts:

1. Account closed out 4/23/62
2. See Schedule E—1a 1961-1962 Annual Report for receipts to this Account
3. Transferred to special account in Trust and Special
4. Account closed out 1/31/64

SECTION IV

Sinking Fund

SINKING FUND**BALANCE SHEET****June 30, 1976**

Assets	
Cash	\$ 235,274.72
Total Assets	<u>\$ 235,274.72</u>
Liabilities	
Sinking Fund Balance	\$ 235,274.72
Total Liabilities	<u>\$ 235,274.72</u>

Exhibit F-1

SINKING FUND
SUMMARY OF CASH RECEIPTS AND DISBURSEMENTS
For the Fiscal Year Ended June 30, 1976

Cash Balance July 1, 1975			\$ 100,173.41
Receipts:			
Sale of Investments and Maturities:			
Commercial Paper		\$ 864,000.00	
Income on Investments:			
Interest:			
Commercial Paper	\$ 7,598.41		
Savings Account	7,502.90	15,101.31	
Total Receipts			879,101.31
Total Cash Available			\$ 979,274.72
Disbursements:			
Purchase of Securities:			
Commercial Paper		\$ 744,000.00	
Total Disbursements			744,000.00
Cash Balance June 30, 1976			\$ 235,274.72

Exhibit F

SECTION V

Trust and Special Funds

TRUST AND SPECIAL FUNDS

Exhibit C

84

BALANCE SHEET

At June 30, 1976

Fund	Cash	Accounts Receivable	Investments	Real Estate	Total Assets	Accounts Payable	Revenue Available When Collected	Fund Balances	Total Liabilities and Balances
Air Pollution Control Program Project No. 65-A 4301 M.L.....	\$ 3,400.13			\$	3,400.13			\$ 3,400.13	\$ 3,400.13
Anonymous Donation for Sup- port of the Poor.....	3,447.51				3,447.51			3,447.51	3,447.51
Henry B. Anthony Public Foun- tain Fund	3,328.49				3,328.49			3,328.49	3,328.49
Senator Henry B. Anthony Prize Fund	3.00		\$ 3,000.00		3,003.00			3,003.00	3,003.00
Senator H. B. Anthony Prize Fund Income	212.13				212.13			212.13	212.13
Edward Hickling Bradford Trust	21,500.00				21,500.00			21,500.00	21,500.00
Ellen R. Barnes Trust Fund.....	229.67				229.67			229.67	229.67
City of Providence Trustee Bet- ter Providence Trust.....	11,391.19				11,391.19			11,391.19	11,391.19
Mary Swift Bragunn Fund.....	3,184.57		3,000.00		6,184.57			6,184.57	6,184.57
Classical Central Education Cen- ter Plans and Postage Deposit Account	31.75				31.75			31.75	31.75
Credit Union of American Fed- eration of State, County and Municipal Employees	587.48				587.48	\$ 587.48			587.48
Deposit and Refund Account.....	31,619.59		26,000.00		57,619.59	57,619.59			57,619.59
Dexter Donation Trust Fund.....	5,558.34		401,500.00	\$ 149,980.00	557,038.34	500.00		556,538.34	557,038.34
Dexter Donation Trust Fund In- come	346,422.52	\$ 4,297.67	162,500.00		513,220.19		\$ 4,297.67	508,922.52	513,220.19
Ebenezer Knight Dexter Trust Fund	2,422.20	220.95	996,078.11		998,721.26			998,721.26	998,721.26
Ebenezer Knight Dexter Trust Fund Income	12,295.66				12,295.66	220.95		12,074.71	12,295.66
Edward F. Ely Trust Fund	2,895.05		129,820.00		126,924.95			126,924.95	126,924.95
Edward F. Ely Trust Fund In- come	6,148.64				6,148.64			6,148.64	6,148.64
Emergency Public Improvement Fund	9,546.60				9,546.60			9,546.60	9,546.60
Employees' Retirement System..	563,702.37	2,426.99	61,338,361.79		61,904,491.15		2,426.99	61,902,064.16	61,904,491.15
Employees' Retirement System— Income Tax Withholding—Pen- sion Payments	15,497.81				15,497.81	15,497.81			15,497.81
Employees' Retirement System State of R. I.	4,296.78				4,296.78	4,296.78			4,296.78
Employees' Retirement System State of R. I.—Survivors Bene- fits	78.49				78.49	78.49			78.49
Employees' Withholding Tax De- duction	10,838.21				10,838.21	10,838.21			10,838.21
Employees' Defense Savings Ac- count	10,819.63				10,819.63	10,819.63			10,819.63
Fire Insurance Fund.....	186,270.78				186,270.78			186,270.78	186,270.78

CITY OF PROVIDENCE

Food Stamp Cash and Stamp Shortage	51.50			51.50	51.50		51.50
Elizabeth Angell Gould Fund.....	20,403.20		80,000.00	100,403.20		100,403.20	100,403.20
Elizabeth Angell Gould Fund Income	15,987.44			15,987.44		15,987.44	15,987.44
Marshall H. Gould Fund.....	105.00		5,000.00	5,105.00		5,105.00	5,105.00
Marshall H. Gould Fund Income	5,573.61			5,573.61		5,573.61	5,573.61
Available for Highway Purposes.....	29,847.16	3,569.38	66,000.00	99,416.54	3,569.38	95,847.16	99,416.54
Hospital Service Corporation of R. I.	23,789.44			23,789.44	23,789.44		23,789.44
Hurricane Barrier Assessments.....	5,082.38	984,976.04	116,000.00	1,106,058.42	984,976.04	121,082.38	1,106,058.42
Hurricane Barrier Assessments Income	4,899.04			4,899.04		4,899.04	4,899.04
Abby A. King Trust Fund.....	6,182.52		12,139.01	18,321.53		18,321.53	18,321.53
Abby A. King Trust Fund Income	36,144.86			36,144.86		36,144.86	36,144.86
Local No. 278 American Federation of State, County and Municipal Employees, A.F.L.-C.I.O.	30.00			30.00	30.00		30.00
Local No. 799 International Association Firefighters	6.56			6.56	6.56		6.56
Local No. 958 American Federation of Teachers.....	5,317.04			5,317.04	5,317.04		5,317.04
Local No. 1033 Public Employees' Union	542.50			542.50	542.50		542.50
Local No. 1211 Public School Employees' Union	1,052.00			1,052.00	1,052.00		1,052.00
Local No. 1339 School Clerks Union	466.30			466.30	466.30		466.30
Locust Grove Cemetery Fund.....	8,372.66			8,372.66		8,372.66	8,372.66
Locust Grove Cemetery Fund Income	219.26			219.26		219.26	219.26
London Group Life Insurance Co.	30.48			30.48	30.48		30.48
Anna H. Man Trust Fund.....	8,627.75		356,000.00	364,627.75		364,627.75	364,627.75
North Burial Ground Perpetual Care Fund	117,281.51		575,134.29	692,415.80		692,415.80	692,415.80
North Burial Ground Perpetual Care Fund Income.....	135,212.76			135,212.76		135,212.76	135,212.76
North Burial Ground Reserve Account	104,368.74			104,368.74		104,368.74	104,368.74
Omnibus Crime Control and Safe Streets Act of 1968.....	2.00			2.00		2.00	2.00
Payroll Deductions — Aetna Life Ins. Co.	225.32			225.32	225.32		225.32
Payroll Deductions Mutual Life Ins. Co. of N.Y.	116.67			116.67	116.67		116.67
Payroll Deductions — Hopkins Med. Lab. Inc.	270.00			270.00	270.00		270.00
Payroll Deductions Health Insurance of Vermont	3,736.03			3,736.03	3,736.03		3,736.03
Pedestrian Shopping Mall Extensions and Additions.....	18.35			18.35		18.35	18.35
Planned Equities	200.00			200.00	200.00		200.00
Gladys Potter Trust Fund.....	11.00		11,000.00	11,011.00		11,011.00	11,011.00
Providence Beautification Plan.....	345.30		16,000.00	16,345.30		16,345.30	16,345.30
Providence Lodge No. 3, Fraternal Order of Police.....	2,925.50			2,925.50	2,925.50		2,925.50
Providence Permanent Firemen's Relief Association	73.25			73.25	73.25		73.25
Providence Municipal Employees Credit Union	291.00			291.00	291.00		291.00

TRUST AND SPECIAL FUNDS
BALANCE SHEET
At June 30, 1976

Exhibit G—Continued

86

Fund	Cash	Accounts Receivable	Investments	Real Estate	Total Assets	Accounts Payable	Revenue Available When Collected	Fund Balances	Total Liabilities and Balances
Providence Police Association.....	32.00	32.00	32.00	32.00
Providence Teachers' Credit Union	22,971.21	22,971.21	22,971.21	22,971.21
Real Estate Sales Proceeds.....	32,490.00	32,490.00	32,490.00	32,490.00
Real Estate Sales Proceeds— North Burial Ground.....	1,857.10	325,000.00	326,857.10	326,857.10	326,857.10
Real Estate Sales Proceeds— Roger Williams Park Land Easement.....	2,300.00	2,300.00	2,300.00	2,300.00
Reserve for Social Security Taxes	179,255.55	620,000.00	799,255.55	799,255.55	799,255.55
Rhode Island Income Tax With- holding.....	2,004.17	2,004.17	2,004.17	2,004.17
Rhode Island Group Health As- sociation.....	1,498.01	1,498.01	1,498.01	1,498.01
Rhode Island Foundation Schol- arship Account.....	372.93	372.93	372.93	372.93
Rhode Island Medical Care Fund	66.06	66.06	66.06	66.06
Roberts Expressway — Owners' Escrow Funds.....	170.91	170.91	170.91	4,249.95	170.91
Sale of Code Ordinance Books.....	4,249.95	4,249.95	4,249.95	4,249.95
Sewer Assessments — Lubec Street.....	913.16	913.16	913.16	913.16
Charles H. Smith Trust Fund.....	1.00	1,000.00	1,001.00	1,001.00	1,001.00
Charles H. Smith Trust Fund In- come.....	851.45	851.45	851.45	851.45
City of Providence Trustee u/w of Charles H. Smith.....	73,821.48	744.75	74,566.23	500.00	744.75	73,321.48	74,566.23
City of Providence Trustee u/w of Charles H. Smith, Real Es- tate Sales Proceeds—Condem- nation Income.....	190.55	190.55	190.55	190.55
City of Providence Trustee u/w of Charles H. Smith, Real Es- tate Sales Proceeds—Superior Court.....	1,013,427.79	1,013,427.79	1,013,427.79	1,013,427.79
City of Providence Trustee u/w of Charles H. Smith, Real Es- tate Sales Proceeds—Superior Court Income.....	22,628.17	22,628.17	22,628.17	22,628.17
City of Providence School Com- mittee—Special Award.....	14,844.83	14,844.83	14,844.83	14,844.83
Summertime Program Payroll Transfer Fund.....	657.43	657.43	657.43	866.00	657.43
Suggestion Awards Account.....	866.00	866.00	866.00	866.00
State of Rhode Island Real Estate Conveyance Tax.....	19,096.55	19,096.55	19,096.55	19,096.55
State Sales Tax—Water.....	25,409.02	25,409.02	25,409.02	25,409.02
Tax Sheltered Annuities—John Hancock Mutual Life Insurance Co.	115.84	115.84	115.84	115.84

CITY OF PROVIDENCE

Tax Sheltered Annuities—Lincoln National Life Insurance Co.	1.00				1.00	1.00			1.00
Tax Sheltered Annuities—Metropolitan Life	62.00				62.00	62.00			62.00
Tax Sheltered Annuities—Northwestern Mutual Life Insurance Co.	200.00				200.00	200.00			200.00
Tax Sheltered Annuities—Phoenix Mutual Life	30.00				30.00	30.00			30.00
Tillinghast Donation	200.00				200.00		200.00		200.00
Samuel H. Tingley Trust Fund	26.82	100,000.00			100,026.82		100,026.82		100,026.82
United Fund, Inc.	707.61				707.61	707.61			707.61
Unclaimed Estates	6,783.84				6,783.84		6,783.84		6,783.84
Valley View Housing Fund	34,129.46	45,187.58		2,820,622.65	2,831,680.77	18,951.71	2,812,729.06		2,831,680.77
Emmeline Owen Vinton Fund	520.80				520.80		520.80		520.80
Emmeline Owen Vinton Fund Income	32.25				32.25		32.25		32.25
Frederick Arnold Vinton, M.D. Fund	520.80				520.80		520.80		520.80
Frederick Arnold Vinton, M.D. Fund Income	170.29				170.29		170.29		170.29
Weybosset Hill Land Rental	3,082.39	73,000.00			76,082.39		76,082.39		76,082.39
City of Providence Zoning Study UP Project No. R. I. P17-G		10,111.00			10,111.00		10,111.00		10,111.00
Water Depreciation and Extension Fund	52.78	750,000.00			750,052.78		750,052.78		750,052.78
New Water Main Account	45.10				45.10		45.10		45.10
Water Improvements Plans and Specifications Deposit Account	3,261.18				3,261.18		3,261.18		3,261.18
Totals	\$ 2,053,981.67	\$ 1,084,024.36	\$67,179,960.99	\$ 2,970,602.65	\$73,288,569.67	\$ 942,719.04	\$ 1,028,504.83	\$71,317,345.80	\$73,288,569.67

(1)

(2)

(1) This total includes the following savings accounts:

Anonymous Donation for the Support of the Poor	\$ 3,447.51
Henry B. Anthony Public Fountain Fund	2,785.49
Ellen R. Barnes Trust Fund	229.66
Better Providence Trust	11,391.19
Mary Swift Bragunn Fund	3,184.57
Dexter Donation Trust Fund	4,308.34
Dexter Donation Trust Fund Income	345,071.95
Ebenezer Knight Dexter Trust Fund Income	1,753.23
Elizabeth Angell Gould Fund Income	16,443.35
Marshall H. Gould Fund Income	5,698.61
Abby A. King Trust Fund	6,175.97
Abby A. King Trust Fund Income	35,688.78
Anna H. Man Trust Fund	8,609.70
North Burial Ground Perpetual Care Fund Income	131,167.35
North Burial Ground Perpetual Care Fund	115,733.77
City of Providence trustee u/w of Charles H. Smith	65,540.59
City of Providence School Committee Special Award	14,844.83
Fire Insurance Fund	186,270.78
Tillinghast Donation	200.00
Unclaimed Estates	6,783.84
Emmeline Owen Vinton Fund Income	543.05
Frederick Arnold Vinton, M.D. Fund	691.09
North Burial Ground Reserve Fund	104,368.74
Locust Grove Cemetery Fund	8,524.26

Total **\$ 1,079,456.65**

(2) Investments Detail:

Senator Henry B. Anthony Prize Fund	Sinking Fund Report
Mary Swift Bragunn Fund	Sinking Fund Report
Dexter Donation Trust Fund	Exhibit G-2
Dexter Donation Trust Fund Income	Exhibit G-3
Ebenezer Knight Dexter Trust Fund	Exhibit G-4
Edward F. Ely Trust Fund	Exhibit G-5
Employees' Retirement System	Retirement Report
Elizabeth Angell Gould Fund	Sinking Fund Report
Marshall H. Gould Fund	Sinking Fund Report
Abby A. King Trust Fund	Exhibit G-6
Anna H. Man Trust Fund	Sinking Fund Report
North Burial Ground Perpetual Care Fund	Sinking Fund Report
Gladys Potter Trust Fund	Exhibit G-7
Charles H. Smith Trust Fund	Exhibit G-8
City of Providence Trustee u/w of Charles H. Smith	Exhibit G-9
Samuel H. Tingley Trust Fund	Sinking Fund Report
Water Depreciation and Extension Fund	Sinking Fund Report

TRUST AND SPECIAL FUNDS

Exhibit G-1

SUMMARY OF CASH RECEIPTS AND DISBURSEMENTS

For the Fiscal Year Ended June 30, 1976

Funds	Balance July 1, 1975	Receipts	Total Available	Disbursements	Balance June 30, 1976
Air Pollution Control Program—Project No. 65-A-4301 M.I.	\$ 3,400.13		\$ 3,400.13		\$ 3,400.13
Anonymous Donation for Support of the Poor	3,296.64	\$ 150.87	3,447.51		3,447.51
Henry B. Anthony Public Fountain Fund	3,186.92	141.57	3,328.49		3,328.49
Senator Henry B. Anthony Prize Fund	3.00		3.00		3.00
Senator Henry B. Anthony Prize Fund Income	252.93	187.50	440.43	\$ 228.30	212.13
Edward Hickling Bradford Trust		21,500.00	21,500.00		21,500.00
Ellen R. Barnes Trust Fund	218.52	11.15	229.67		229.67
City of Providence Trustee, Better Providence Trust Fund	10,892.68	498.51	11,391.19		11,391.19
Mary Swift Bragunn Fund	2,981.38	324.73	3,306.11	121.54	3,184.57
Central Staffing—Progress for Providence—Payroll Transfer Fund	.02	.02			
City Licenses Due State of Rhode Island	42.00	645.00	687.00	687.00	
Classical Central Education Center Plans and Postage Deposit Account	31.75		31.75		31.75
Credit Union of the American Federation of State, County and Municipal Employees	587.48		587.48		587.48
Deposit and Refund Account	40,638.28	3,070,036.36	3,110,674.64	3,079,055.05	31,619.59
Dexter Donation Trust Fund	5,558.34	332,000.00	337,558.34	332,000.00	5,558.34
Dexter Donation Trust Fund Income	311,736.37	1,252,624.15	1,564,360.52	1,217,938.00	346,422.52
Ebenezer Knight Dexter Trust Fund	2,809.90	120,575.19	123,385.09	120,962.89	2,422.20
Ebenezer Knight Dexter Trust Fund Income	12,132.32	46,325.68	58,458.00	46,162.34	12,295.66
Edward F. Ely Trust Fund	14,575.05	827,600.00	813,024.95	815,920.00	2,895.05
Edward F. Ely Trust Fund Income	15,305.22	7,086.63	22,391.85	16,243.21	6,148.64
Emergency Public Improvement Fund	9,546.60		9,546.60		9,546.60
Employees Defense Savings Account	12,997.00	121,221.03	134,218.03	123,398.40	10,819.63
Employees' Retirement System	616,218.89	10,888,404.98	11,504,623.87	10,940,921.50	563,702.37
Employees' Retirement System — State of R.I.	1,465.97	1,266,044.13	1,267,510.10	1,271,806.88	4,296.78
Employees' Retirement System—State of R. I.—Survivors Benefit	61.84	8,594.19	8,656.03	8,577.54	78.49
Employees' Withholding Tax Deductions	4,328.99	8,426,416.38	8,422,087.39	8,432,925.60	10,838.21
Employees' Retirement System—R. I. Income Tax Withholding—Pension Payments	16.63	153,718.79	153,735.42	138,237.61	15,497.81
Fire Insurance Fund	180,221.96	8,166.82	188,388.78	2,118.00	186,270.78
Food Stamp Cash and Stamp Shortage Account	51.50	354.00	405.50	354.00	51.50
Elizabeth Angell Gould Fund	20,403.20		20,403.20		20,403.20
Elizabeth Angell Gould Fund Income	11,982.35	4,005.09	15,987.44		15,987.44
Marshall H. Gould Fund	105.00		105.00		105.00
Marshall H. Gould Fund Income	5,083.94	564.67	5,648.61	75.00	5,573.61
Available for Highway Purposes	20,354.74	537,492.42	557,847.16	528,000.00	29,847.16
Hospital Service Corporation of Rhode Island	23,029.26	239,728.12	262,757.38	238,967.94	23,789.44
Hurricane Barrier Assessments	57,925.62	526,156.76	584,082.38	579,000.00	5,082.38
Hurricane Barrier Assessments Income	973.00	3,926.04	4,899.04		4,899.04
Abby A. King Trust Fund	6,182.52		6,182.52		6,182.52
Abby A. King Trust Fund Income	32,640.65	3,504.21	36,144.86		36,144.86
Local No. 278 American Federation of State, County and Municipal Employees A.F.L.-C.I.O.	30.00		30.00		30.00
Local #799 International Association of Fire Fighters	6.56	52,094.23	52,100.79	52,094.23	6.56
Local #958 American Federation of Teachers	5,711.53	187,342.08	193,053.61	187,736.57	5,317.04
Local No. 1033 Public Employees' Union	185.50	161,805.76	161,991.26	161,448.76	542.50
Local No. 1211 Public School Employees Union	1,052.00	19,445.00	18,393.00	19,445.00	1,052.00
Local #1339 School Clerks' Union	1,068.30	20,233.75	21,302.05	20,835.75	466.30
Locust Grove Cemetery Fund		11,063.66	11,063.66	2,691.00	8,372.66
Locust Grove Cemetery Fund Income		219.26	219.26		219.26
London Group Life Insurance Co.	30.48		30.48		30.48
Anna H. Man Trust Fund	8,627.75		8,627.75		8,627.75
Anna H. Man Trust Fund Income		20,229.08	20,229.08	20,229.08	
North Burial Ground—Perpetual Care Fund	113,739.98	616,250.25	729,990.23	612,708.72	117,281.51

North Burial Ground—Perpetual Care Fund Income.....	128,683.63	63,792.35	192,475.98	57,263.22	135,212.76
North Burial Ground Reserve Account.....	100,048.47	4,320.27	104,368.74	104,368.74
Omnibus Crime Control and Safe Streets Act of 1968.....	2.00	2.00	2.00
Payroll Deductions — Aetna Life Insurance Company.....	61,423.81	61,423.81	61,649.13	225.32
Payroll Deductions Health Insurance of Vermont.....	12.53	17,394.60	17,407.13	13,671.10	3,736.03
Payroll Deductions — Hopkins Medical Laboratory, Inc.	7,417.84	7,417.84	7,147.84	270.00
Payroll Deductions Republic National Life Premium Fund.....	30,074.24	30,074.24	30,074.24
Pedestrian Shopping Mall—Extensions and Additions.....	18.35	18.35	18.35
Planned Equities Corp.	200.00	48,541.99	48,741.99	48,541.99	200.00
Payroll Deductions Mutual Life Insurance Co. of N.Y.....	125.00	56,338.08	56,463.08	56,579.75	116.67
Gladys Potter Trust Fund.....	11.00	11.00	11.00
Gladys Potter Trust Fund Income.....	687.50	687.50	687.50
Providence Beautification Plan.....	345.30	128,000.00	128,345.30	128,000.00	345.30
Providence Municipal Employees Credit Union.....	228.00	1,781,197.30	1,780,969.30	1,781,260.30	291.00
Providence Lodge #3 Fraternal Order of Police.....	195.50	19,435.50	19,240.00	22,165.50	2,925.50
Providence Permanent Firemen's Relief Association.....	2.75	263,112.75	263,115.50	263,042.25	73.25
Providence Police Association.....	32.00	17,930.78	17,898.78	17,930.78	32.00
Providence Teachers Credit Union.....	10,116.89	1,721,597.93	1,711,481.04	1,734,452.25	22,971.21
Real Estate Sales Proceeds—North Burial Ground.....	1,857.10	1,950,000.00	1,951,857.10	1,950,000.00	1,857.10
Real Estate Sales Proceeds—Roger Williams Park Land Easement.....	2,300.00	2,300.00	2,300.00
Reserve for Social Security Taxes.....	22,591.66	4,590,277.60	4,612,869.26	4,433,613.71	179,255.55
R. I. Income Tax Withholding.....	783.62	1,468,920.78	1,468,137.16	1,470,141.33	2,004.17
R. I. Group Health Association.....	2,346.89	7,134.86	9,481.75	7,983.74	1,498.01
Rhode Island Medical Care Fund.....	66.06	66.06	66.06
R. I. Foundation Scholarship Account.....	202.93	4,250.00	4,452.93	4,080.00	372.93
Roberts Expressway—Owners' Escrow Funds.....	170.91	170.91	170.91
Roger Williams Park—C. H. Smith—Unallotted Income Account.....	50,000.00	50,000.00	50,000.00
Sale of Code Ordinance Books.....	4,074.45	175.50	4,249.95	4,249.95
Sewer Assessment—Lubec Street.....	913.16	913.16	913.16
Charles H. Smith Trust Fund.....	1.00	1.00	1.00
Charles H. Smith Trust Fund Income.....	788.95	62.50	851.45	851.45
City of Providence Trustee u/w of Charles H. Smith.....	73,944.46	3,509.22	77,453.68	3,632.20	73,821.48
City of Providence Trustee u/w of Charles H. Smith—Real Estate Sales Proceeds— Condemnation.....	54,600.00	54,600.00	54,600.00
City of Providence Trustee u/w of Charles H. Smith—Real Estate Sales Proceeds—Con- demnation Income.....	650.61	28,539.94	29,190.55	29,000.00	190.55
City of Providence Trustee u/w of Charles H. Smith—Real Estate Sales Proceeds—Su- perior Court.....	116.08	1,525,891.27	1,526,007.35	1,526,007.35
City of Providence Trustee u/w of Charles H. Smith—Real Estate Sales Proceeds—Su- perior Court Income.....	17,689.15	234,472.18	252,161.33	229,533.16	22,628.17
City of Providence School Committee—Special Award.....	14,090.40	754.43	14,844.83	14,844.83
State Sales Tax—Water.....	23,167.63	152,991.70	176,159.33	150,750.31	25,409.02
State of Rhode Island Real Estate Conveyance Tax.....	15,740.70	69,691.10	85,431.80	66,335.25	19,096.55
Suggestion Award Account.....	866.00	866.00	866.00
Summertime Program Payroll Transfer Fund.....	657.43	657.43	657.43
Tax Sheltered Annuities — Aetna Deferred Compensation Plan.....	11,982.00	11,982.00	11,982.00
Tax Sheltered Annuities—Assumption Mutual Life Insurance Co.	2,660.00	2,660.00	2,660.00
Tax Sheltered Annuities—Chesapeake Life Insurance Company.....	9,951.81	9,951.81	9,951.81
Tax Sheltered Annuities — Hartford Variable Annuity Life.....	21,880.00	21,880.00	21,880.00
Tax Sheltered Annuities—John Hancock Mutual Life Insurance Co.....	115.84	15,113.80	15,229.64	15,113.80	115.84
Tax Sheltered Annuities—Lincoln National Life Insurance Co.....	1.00	13,166.68	13,167.68	13,166.68	1.00
Tax Sheltered Annuities—Metropolitan Life Insurance Co.....	212.00	127,672.76	127,884.76	127,822.76	62.00
Tax Sheltered Annuities—Northwestern Mutual Life Insurance Co.....	200.00	20,437.31	20,637.31	20,437.31	200.00
Tax Sheltered Annuities—Phoenix Mutual Life Insurance Co.....	30.00	9,680.00	9,710.00	9,680.00	30.00
Tax Sheltered Annuities — Washington National Insurance Co.....	8,080.50	8,080.50	8,080.50
Tillinghast Donation.....	200.00	200.00	200.00
Tillinghast Donation Income.....	11.56	11.56	11.56
Samuel H. Tingley Trust Fund.....	26.82	26.82	26.82
Samuel H. Tingley Trust Fund Income.....	5,400.10	5,400.10	5,400.10
Unclaimed Estates.....	6,783.84	6,783.84	6,783.84
Unclaimed Estates Income.....	363.23	363.23	363.23

TRUST AND SPECIAL FUNDS
SUMMARY OF CASH RECEIPTS AND DISBURSEMENTS
For the Fiscal Year Ended June 30, 1976

Exhibit G-1—Continued

Funds	Balance July 1, 1975	Receipts	Total Available	Disbursements	Balance June 30, 1976
United Fund, Inc.....	757.27	9,789.47	10,546.74	9,839.13	707.61
Emmeline Owen Vinton Fund.....	520.80		520.80		520.80
Emmeline Owen Vinton Fund Income.....	24.93	27.32	52.25	20.00	32.25
Frederick Arnold Vinton, M.D. Fund.....	520.80		520.80		520.80
Frederick Arnold Vinton, M.D., Fund Income.....	165.27	35.02	200.29	30.00	170.29
Weybosset Hill Land Rental.....	396.67	577,685.72	578,082.39	575,000.00	3,082.39
Water Depreciation and Extension Fund.....	1,340.11	5,935,712.67	5,937,052.78	5,937,000.00	52.78
New Water Main Account.....	45.10	4,947.68	4,992.78	4,947.68	45.10
Water Improvements Plans and Specifications Deposit Account.....	3,261.18		3,261.18		3,261.18
Totals	\$ 1,936,708.79	\$50,093,821.71	\$52,030,530.50	\$49,942,419.37	\$ 2,088,111.13
		Schedule G-1A	Schedule G-1B	Exhibit G	

*Valley View Housing Fund Cash Receipts and Expenditures not included.

Cash Balance Exhibit G-1 June 30, 1976	\$ 2,088,111.13
Cash Balance — Valley View Housing Fund — Exhibit G	34,129.46
Total	\$ 2,053,981.67

Exhibit G-2

TRUST AND SPECIAL FUNDS

STATEMENT OF INVESTMENTS FOR DEXTER DONATION TRUST FUND

June 30, 1976

	Amount
Corporation Bonds:	
Atlantic Richfield Co. 7% 12/15/76	\$ 18,000.00
United States Treasury Bonds:	
4% Due 2/15/80	30,000.00
6¾% Due 2/15/82	120,000.00
United States Treasury Notes:	
6¼% Due 2/15/78	37,000.00
7¾% Due 5/15/79	75,000.00
Federal Home Loan Bank Notes:	
8.625% Due 2/25/82	80,000.00
Bank Certificates of Deposit:	
5¾% Due 9/20/76	41,500.00
Total	<u>\$ 401,500.00</u>

Exhibit G

Exhibit G-3

TRUST AND SPECIAL FUNDS

STATEMENT OF INVESTMENTS FOR DEXTER DONATION TRUST FUND INCOME

June 30, 1976

	Amount
United States Treasury Notes:	
6¼% Due 2/15/78	\$ 10,000.00
Bank Certificates of Deposit:	
5¾% Due 9/20/76	152,500.00
Total	<u>\$ 162,500.00</u>

Exhibit G

TRUST AND SPECIAL FUNDS

STATEMENT OF INVESTMENTS FOR EBENEZER KNIGHT DEXTER TRUST FUND

June 30, 1976

Par Value	Description	Book Value
U.S. Securities		
\$ 30,000.00	U.S. Treasury Bonds 3½% 2/15/90	\$ 28,999.88
30,000.00	U.S. Treasury Bonds 4¼% 8/15/92	30,000.00
10,000.00	U.S. Treasury Bills 8/5/76	9,875.60
60,000.00	U.S. Treasury Notes 7¾% 8/15/77	59,971.88
30,000.00	U.S. Treasury Notes 6¼% 2/15/78	30,033.54
50,000.00	U.S. Treasury Notes 6¼% 8/15/79	50,000.00
35,000.00	U.S. Treasury Notes 6¾% 5/15/80	34,835.94
Corporation Bonds		
9,000.00	Allied Chemical and Dye Corp. S.F. Deb. 3½% 4/1/78	8,933.40
30,000.00	American Cyanamid Co. 8.375% 3/15/06	30,231.15
30,000.00	American Tel. & Tel. Co. Deb. 2¾% 8/1/80	26,028.00
30,000.00	Atlantic City Electric Co. Deb. 4½% 1/1/87	30,000.00
30,000.00	Baltimore Gas & Electric 1st Ref. 4½% 7/15/94	30,274.68
30,000.00	Bell Telephone Co. of Pa. Deb. 3¾% 2/1/89	29,778.00
30,000.00	Bethlehem Steel Corp. Deb. 9% 5/15/2000	30,972.43
30,000.00	Cleveland Electric Illuminating Co. 1st 3¾% 3/1/93	30,360.03
30,000.00	Duquesne Light Co. 1st 2¾% 8/1/77	26,958.00
30,000.00	Exxon Pipeline Co. Guaranteed Deb. 8¾% 3/1/01	30,344.67
30,000.00	Ford Motor Credit Corp. Deb. 8.70% 4/1/99	30,344.67
30,000.00	General Electric Co. Deb. 7½% 3/15/96	30,537.42
30,000.00	General Motors Corp. S.F. Deb. 3¾% 1/1/79	29,253.00
30,000.00	Houston Power & Light Co. 4¾% 11/1/87	30,374.44
30,000.00	Inland Steel Co. 1st 3½% 7/1/81	29,628.00
30,000.00	Kansas City Power & Light Co. 5¾% 5/15/97	30,052.07
30,000.00	Niagara Mohawk Power Corp. Gen. 3¾% 5/1/86	29,553.00
30,000.00	Pacific Gas & Electric Co. 1st Ref. 4½% 6/1/90	29,301.50
30,000.00	Pacific Tel. & Tel. Co. Deb. 7¼% 6/1/80	30,000.00
30,000.00	Pacific Tel. & Tel. Co. Deb. 3¾% 8/15/91	29,553.00
30,000.00	Public Service Gas and Electric Co. 1st Ref. 3¾% 5/1/84	28,203.00
30,000.00	Southern California Edison Co. 1st Ref. 4¾% 2/15/82	30,342.98
30,000.00	Texas Corp. Deb. 3¾% 5/1/83	29,628.00
35,000.00	Union Electric Co. 1st Mtg. 4½% 4/1/95	34,562.50
30,000.00	Virginia Electric & Power Co. 1st Ref. 3¾% 6/1/85	26,751.50
30,000.00	Wisconsin Electric Power Co. 1st 4½% 4/1/88	30,395.83
\$1,009,000.00	Total	\$ 996,078.11

Exhibit G-5

TRUST AND SPECIAL FUNDS
STATEMENT OF INVESTMENTS FOR EDWARD F. ELY TRUST FUND
June 30, 1976

Par Value	Description	Number of Shares	Amount
U.S. Securities			
\$ 15,000.00	U.S. Treasury Notes 6% 2/28/77		\$ 15,000.00
15,000.00	U.S. Treasury Notes 6% 11/15/78		14,700.00
15,000.00	U.S. Treasury Notes 7% 11/15/79		14,850.00
15,000.00	U.S. Treasury Notes 7½% 11/15/82		15,150.00
15,000.00	U.S. Treasury Notes 7½% 8/15/93		14,550.00
Corporation Bonds			
3,000.00	Dart Industries 4¼% 7/15/97		2,490.00
Convertible Preferred Stock			
	Quaker Oats	50	3,350.00
Corporation Common Stock			
	Tampa Electric	200	3,400.00
	Texas Utilities	200	3,800.00
	Panhandle Eastern Pipeline	100	3,300.00
	Exxon, Inc.	50	4,400.00
	Merck, Inc.	50	3,500.00
	Eastman Kodak Co.	30	3,330.00
	Commercial Credit Corp. — Variable Amount Notes		28,000.00
\$ 78,000.00	Total		\$ 129,820.00

Exhibit G

Exhibit G-6

TRUST AND SPECIAL FUNDS
STATEMENT OF INVESTMENTS FOR ABBY A. KING TRUST FUND
June 30, 1976

	Number of Shares	Amount
Corporation Capital Stock:		
Common:		
American Telephone & Telegraph Co.	86	\$ 2,528.62
Boston Edison Co.	55	1,193.50
Commonwealth Edison Co.	50	989.34
First National Bank of Boston	88	1,178.69
General Motors Corporation	63	1,727.50
Manufacturers Hanover Trust Co.	130	1,558.68
J. P. Morgan Co., Inc.	120	1,609.93
Northern Illinois Gas Co.	11	74.06
Preferred:		
Narragansett Electric Co.	20	1,060.00
Northern Illinois Gas Co.	1	18.69
Corporation Bonds:		
American Tel. & Tel. Co. 8¼% Due 5/15/2000		200.00
Total		\$12,139.01

Exhibit G

Exhibit G-7

TRUST AND SPECIAL FUNDS
STATEMENT OF INVESTMENTS FOR GLADYS POTTER TRUST FUND
June 30, 1976

	Amount
United States Treasury Notes:	
6 1/4% Due 2/15/78	\$11,000.00
Total	\$11,000.00
	Exhibit G

Exhibit G-8

TRUST AND SPECIAL FUNDS
STATEMENT OF INVESTMENTS FOR CHARLES H. SMITH TRUST FUND
June 30, 1976

	Amount
United States Treasury Notes:	
6 1/4% Due 2/15/78	\$ 1,000.00
Total	\$ 1,000.00
	Exhibit G

Exhibit G-9

TRUST AND SPECIAL FUNDS
STATEMENT OF INVESTMENTS FOR CITY OF PROVIDENCE
TRUSTEE U/W OF CHARLES H. SMITH
June 30, 1976

Par Value	Description	Book Value
	U.S. Securities	
\$ 100,000.00	Federal Home Loan Bank 8.625% 2-25-82	\$ 100,843.75
100,000.00	Federal Home Loan Bank 8.75% 5-25-84	101,021.30
100,000.00	Federal National Mortgage 8.50% 6-10-80	99,927.33
50,000.00	Federal National Mortgage 6.20% 8-12-88	41,633.00
	Corporation Bonds	
50,000.00	American Brands 5 7/8% 7-1-92	40,253.21
50,000.00	American Tel. & Tel. Co. 4 3/8% 10-1-96	49,662.33
150,000.00	ARCO Pipeline Co. 8.70% 11-1-81	150,236.09
100,000.00	Gen. Motors Accept. Corp. 8.70% 6-1-83	100,646.13
50,000.00	Ralston Purina Co. 4 3/8% 11-15-88	49,699.95
50,000.00	Sears Roebuck and Co. 4 3/4% 8-1-83	51,387.65
	Corporation Stock	
		No. of Shares
	R/C.A. Corporation Preferred	200
	Atlantic Richfield Co.	50
	Becton Dickinson Co.	150
	Eastman Kodak Co.	75
	Emerson Electric Co.	150
	Halliburton Co.	105
	International Business Machines Corp.	35
	Merck & Co., Inc.	75
	Revlon, Inc.	75
	S.S. Kresge	200
	Square D Co.	250
	Standard Brands, Inc.	150
	Certificates of Deposit	
	Columbus National Bank Due 7-29-76	150,000.00
	Savings Accounts	
	Industrial National Bank	10.00
\$ 800,000.00	Total	\$ 1,013,427.79
		Exhibit G

TRUST AND SPECIAL FUNDS

DETAILS OF CASH RECEIPTS

For the Fiscal Year Ended June 30, 1976

Anonymous Donation for the Support of the Poor:		
Interest on Savings Account.....	\$	150.87
Henry B. Anthony Public Fountain Fund:		
Interest on Savings Account.....		141.57
Senator Henry B. Anthony Prize Fund Income:		
Interest on U. S. Treasury Notes.....		187.50
Ellen R. Barnes Trust Fund:		
Interest on Savings Account.....		11.15
City of Providence Trustee Better Providence Trust:		
Interest on Savings Account.....		498.51
Mary Swift Bragunn Fund:		
Miscellaneous Items	\$	167.01
Interest on Savings Account.....		157.72
		324.73
City Licenses Due State of Rhode Island:		
Fishing Licenses	\$	390.00
Hunting Licenses		255.00
		645.00
Deferred Compensation Plan — Aetna Insurance Co.:		
Payroll Deductions		11,982.00
Deposit and Refund Account:		
Deposits Made for:		
Deposit on Water Bills.....	\$	700.00
Social Security Contributions by City Departments.....		2,346,669.23
Grant-in-Aid State of R.I. for Free Libraries.....		62,690.60
Municipal Police Incentive Pay Program.....		128,047.72
Municipal Fire Department Incentive Pay Program.....		152,742.00
Redemption of Tax Sale Property		1,818.23
Reimbursement for Gasoline and Oil		73,908.52
Damage to Fire Hydrants		531.00
Payments and Cancellation of Certificates of Deposit		208,000.00
Miscellaneous Items		43,056.76
State Aid for Sewerage Treatment Facilities		48,480.00
Major Medical Refunds Due City		3,392.30
		3,070,036.36
Dexter Donation Trust Fund:		
Payment and Cancellation of Certificates of Deposit		332,000.00
Dexter Donation Trust Fund Income:		
Assessments Paid By Tenants.....	\$	74.50
Interest on Savings Account.....		12,524.30
Payment and Cancellation of Certificates of Deposit		1,203,500.00
Interest Received on Certificates of Deposit.....		11,111.55
Rents		150.00
Interest on U.S. Treasury Bonds and Notes		17,693.80
Interest on Industrial Securities		7,570.00
		1,252,624.15
Ebenezer Knight Dexter Trust Fund:		
Amortization of Bond Premiums.....	\$	280.99
Sale of U.S. Treasury Bonds and Notes		49,294.20
Sale of Corporation Bonds		71,000.00
		120,575.19
Ebenezer Knight Dexter Trust Fund Income:		
Interest on Corporation Bonds.....	\$	30,312.03
Interest on U.S. Treasury Bonds and Notes.....		15,983.93
Amortization of Bond Premium		56.19
Interest on Savings Account.....		85.91
		46,325.68
Edward F. Ely Trust Fund:		
Certificates of Deposit Maturity		827,600.00
Edward F. Ely Trust Fund Income:		
Interest Earned on Investments	\$	6,586.63
Checks Erroneously Drawn		500.00
		7,086.63
Edward Hickling Bradford Trust Fund:		
Established for Scholarships		21,500.00

TRUST AND SPECIAL FUNDS
DETAILS OF CASH RECEIPTS
For the Fiscal Year Ended June 30, 1976

Employees' Defense Savings Account:		
Payroll Deductions		121,221.03
Employees' Retirement System of the City of Providence:		
Appropriations	\$ 3,461,809.05	
Contributions by Employees	2,545,069.52	
Interest and Principle on Outstanding Loans	508,326.79	
Settlement of Loans and Interest Received	50,599.55	
Maturity and Sale of Investments	1,311,642.25	
Interest on Investments	2,893,592.50	
Mortgage Investment Payments	110,570.26	
Annuity and Pension Refunds	6,795.06	10,888,404.98
Employees' Retirement System—State of Rhode Island:		
Payroll Deductions	\$ 1,253,332.28	
Refund of Erroneous Payments	12,711.85	1,266,044.13
Employees' Retirement System—State of R. I.—Survivors Benefits:		
Payroll Deductions		8,594.19
Employees' Retirement System—Income Tax Withholding—Pension Payments:		
Payroll Deductions		153,718.79
Employees' Withholding Tax Account:		
Payroll Deductions		8,426,416.38
Fire Insurance Fund:		
Interest on Savings Account		8,166.82
Food Stamp Cash and Stamp Shortage Fund:		
Payroll Deductions		354.00
Elizabeth Angell Gould Fund Income:		
Interest on Savings Account	\$ 887.08	
Interest on U.S. Treasury Bonds and Notes	1,414.70	
Interest on Industrial Securities	1,331.25	
Miscellaneous Receipts	372.06	4,005.09
Marshall H. Gould Trust Fund Income:		
Interest on Savings Account	\$ 298.83	
Miscellaneous Income	265.84	564.67
Health Insurance Co. of Vermont:		
Payroll Deductions		17,394.60
Hopkins Medical Laboratory, Inc.:		
Payroll Deductions	\$ 6,176.84	
Refund of Erroneous Payment	1,241.00	7,417.84
Hospital Service Corporation of R. I.:		
Payroll Deductions		239,728.12
Available for Highway Purposes:		
Curbing	\$ 7,317.36	
Grading	2,175.06	
Payment and Cancellation of Certificates of Deposit	528,000.00	537,492.42
Hurricane Barrier Assessments:		
Assessments	\$ 63,156.76	
Payment and Cancellation of Commercial Paper	463,000.00	526,156.76
Abby A. King Trust Fund Income:		
Dividends	\$ 1,382.14	
Interest on Industrial Securities	17.50	
Interest on Savings Account	2,104.57	3,504.21
Local #799 International Association of Fire Fighters:		
Payroll Deductions		52,094.23
Local #958 American Federation of Teachers:		
Payroll Deductions	\$ 187,244.81	
Refund of Erroneous Payment	97.27	187,342.08

TRUST AND SPECIAL FUNDS
DETAILS OF CASH RECEIPTS
For the Fiscal Year Ended June 30, 1976

Local #1033 Public Employees' Union:		
Payroll Deductions	\$ 150,144.56	
Refund of Erroneous Payment	11,661.20	161,805.76
Local No. 1211 Providence School Employees' Union:		
Payroll Deductions		19,445.00
Locust Grove Cemetery Fund:		
Revenue from Burials and Services Rendered	\$ 1,708.66	
Account Established	9,355.00	11,063.66
Locust Grove Cemetery Fund Income:		
Interest on Savings Account		219.26
Hurricane Barrier Assessments Income:		
Interest on Commercial Paper		3,926.04
Local #1339 School Clerks Union:		
Payroll Deductions	\$ 14,869.00	
Refund of Erroneous Payments	5,364.75	20,233.75
Anna H. Man Trust Fund Income:		
Interest on U.S. Government Bonds and Notes	\$ 13,907.04	
Interest on Industrial Investments	5,861.05	
Interest on Savings Account	460.99	20,229.08
North Burial Ground Perpetual Care Fund:		
Payment for Perpetual Care of Cemetery Lots	\$ 2,079.00	
Sale of Investments	614,171.25	616,250.25
North Burial Ground Perpetual Care Fund Income:		
Dividends	\$ 151.20	
Interest on Industrial Investments	15,300.64	
Interest on U.S. Bonds and Notes	13,011.24	
Interest on Certificates of Deposit	13,299.65	
Interest on Savings Account	14,838.75	
Interest on Repurchase Agreement	5,757.82	
Interest on Commercial Paper	1,433.05	63,792.35
North Burial Ground Reserve Account:		
Interest on Savings Account		4,320.27
Planned Equities Corporation:		
Payroll Deductions	\$ 47,572.00	
Refund of Erroneous Payments	969.99	48,541.99
Gladys Potter Trust Fund Income:		
Interest on U.S. Treasury Bonds and Notes		687.50
Progress for Providence Payroll Transfer Fund:		
Miscellaneous Receipt02
Providence Beautification Plan:		
Payment and Cancellation of Certificates of Deposit		128,000.00
Providence Municipal Employees Credit Union:		
Payroll Deductions	\$ 1,781,047.30	
Refund of Erroneous Payments	150.00	1,781,197.30
Providence Lodge #3 Fraternal Order of Police:		
Payroll Deductions		19,435.50
Providence Permanent Firemens Relief Association:		
Payroll Deductions	\$ 263,084.75	
Refund of Erroneous Payments	28.00	263,112.75
Providence Police Association:		
Payroll Deductions	\$ 16,272.50	
Refund of Erroneous Payments	1,658.28	17,930.78
Providence Teachers' Credit Union:		
Payroll Deductions	\$ 1,721,562.17	
Erroneous Payroll Deductions	35.76	1,721,597.93

TRUST AND SPECIAL FUNDS
DETAILS OF CASH RECEIPTS
For the Fiscal Year Ended June 30, 1976

Real Estate Sales Proceeds—North Burial Ground:		
Payment and Cancellation of Certificates of Deposit	\$ 1,625,000.00	
Payment and Cancellation of Repurchase Agreement	325,000.00	1,950,000.00
Republic National Life Insurance Company:		
Payroll Deduction		30,074.24
Reserve for Social Security Taxes:		
Payroll Deductions	\$ 2,430,277.60	
Payment and Cancellation of Investments	2,160,000.00	4,590,277.60
Rhode Island Group Health Insurance Association:		
Payroll Deductions	\$ 6,445.76	
Checks Erroneously Drawn	689.10	7,134.86
R. I. Income Tax Withholding:		
Payroll Deductions		1,468,920.78
Sale of Code Ordinance Books:		
Sale of Code Ordinance Books—City Clerk		175.50
Rhode Island Foundation Scholarship Account:		
Donations	\$ 4,150.00	
Checks Erroneously Drawn	100.00	4,250.00
Roger Williams Park, Charles H. Smith Unallotted Income Account:		
Transfer Account		50,000.00
Charles H. Smith Trust Fund Income:		
Cash Income		62.50
City of Providence Trustee u/w of Charles H. Smith:		
Interest on Savings Account		3,509.22
City of Providence Trustee u/w of C. H. Smith—Real Estate Sales Proceeds—		
Condemnation:		
Payment and Cancellation of Certificates of Deposit		54,600.00
City of Providence Trustee u/w of Charles H. Smith—Real Estate Sales Proceeds—		
Condemnation Income:		
Payment and Cancellation of Certificate of Deposit	\$ 27,400.00	
Interest Earned on Certificate of Deposit	1,139.94	28,539.94
City of Providence Trustee u/w of C. H. Smith—Real Estate Sales Proceeds—		
Superior Court:		
Payment and Cancellation of Certificates of Deposit	\$ 1,150,000.00	
Transfer for Investment Purposes	263,133.16	
Sale of Investments	112,758.11	1,525,891.27
City of Providence Trustee u/w of C. H. Smith—Real Estate Sales Proceeds—		
Superior Court Income:		
Payment and Cancellation of Certificates of Deposit	\$ 170,000.00	
Interest on Certificates of Deposit	13,318.53	
Dividends on Industrial Securities	4,104.34	
Interest on Industrial Securities	46,019.74	
Interest on U. S. Treasury Bonds and Notes	1,029.57	234,472.18
City of Providence School Committee Special Memorial Account:		
Interest on Savings Account		754.43
State of Rhode Island Real Estate Conveyance Tax:		
Taxes Received		69,691.10
State Sales Tax—Water:		
Receipts from Water	\$ 152,985.06	
Refund of Erroneous Payments	6.64	152,991.70
Tax Sheltered Annuities—Chesapeake Life Insurance Company:		
Payroll Deductions		9,951.81
Tax Sheltered Annuities—Hartford Variable Annuity Insurance Company:		
Payroll Deductions		21,880.00
Tax Sheltered Annuities—John Hancock Mutual Life Insurance Company:		
Payroll Deductions		15,113.80

TRUST AND SPECIAL FUNDS

DETAILS OF CASH RECEIPTS

For the Fiscal Year Ended June 30, 1976

Tax Sheltered Annuities—Lincoln National Life Insurance Company:		
Payroll Deductions		13,166.68
Tax Sheltered Annuities—Assumption Mutual Life:		
Payroll Deductions		2,660.00
Tax Sheltered Annuities—Metropolitan Life Insurance Company:		
Payroll Deductions		127,672.76
Tax Sheltered Annuities—Mutual Life Insurance Company of N.Y.:		
Payroll Deductions		56,338.08
Tax Sheltered Annuities—Northwestern Mutual Life Insurance Company:		
Payroll Deductions	\$ 20,422.31	
Refund of Erroneous Payment	15.00	20,437.31
Tax Sheltered Annuities—Aetna Life Insurance Company:		
Payroll Deductions		61,423.81
Tax Sheltered Annuities—Washington National Insurance Company:		
Payroll Deductions		8,080.50
Tillinghast Donation Trust Fund Income:		
Interest on Savings Account.....		11.56
Samuel H. Tingley Trust Fund Income:		
Interest on U. S. Government Bonds and Notes	\$ 437.50	
Interest on Industrial Securities.....	4,962.60	5,400.10
Unclaimed Estates Income Account:		
Unclaimed Income		363.23
United Fund Incorporated:		
Payroll Deductions		9,789.47
Emmeline Owen Vinton Fund Income:		
Interest on Savings Account.....		27.32
Phoenix Mutual Life Insurance Company:		
Payroll Deductions		9,680.00
Frederick Arnold Vinton, M.D., Fund Income:		
Interest on Savings Account.....		35.02
Weybosset Hill Land Rental Account:		
Rents	\$ 5,685.72	
Payment and Cancellation of Certificates of Deposit	572,000.00	577,685.72
Water Depreciation and Extension Fund:		
Payment and Cancellation of Repurchase Agreement	\$ 1,727,000.00	
Payment and Cancellation of Certificates of Deposit	4,013,000.00	
Interest on Certificates of Deposit.....	28,360.95	
Interest on Repurchase Agreement	17,351.72	
Miscellaneous Transfer	150,000.00	5,935,712.67
New Water Main Account:		
Estimated Cost of Installation—Water Distribution.....		4,947.68
Total Cash Receipts.....		\$50,093,821.71

TRUST AND SPECIAL FUNDS
DETAILS OF EXPENDITURES
For the Fiscal Year Ended June 30, 1976

Senator H. B. Anthony Prize Fund Income:		
Prize Medals	\$	228.30
Mary Swift Bragunn Fund:		
School Department Purchases for Prizes		121.54
City Licenses Due State of Rhode Island:		
Fishing Licenses	\$	370.00
Hunting Licenses		240.00
Miscellaneous Charges		77.00
		687.00
Deposit and Refund Account:		
Purchase of Certificates of Deposit	\$	208,000.00
Municipal Police Incentive Pay Program		128,047.72
Grants-In-Aid Public Libraries		62,690.60
Contributions to Social Security		2,346,818.98
Municipal Fire Incentive Pay Program		158,618.00
Miscellaneous Charges		103,240.54
Fuel Payments		71,639.21
		3,079,055.05
Dexter Donation Trust Fund:		
Purchase of Certificates of Deposit		332,000.00
Dexter Donation Trust Fund Income:		
Purchase of Certificates of Deposit	\$	1,206,000.00
Court Judgment		11,938.00
		1,217,938.00
Ebenezer Knight Dexter Trust Fund:		
Purchase of U.S. Securities	\$	29,169.80
Purchase of Corporation Bonds		91,793.09
		120,962.89
Ebenezer Knight Dexter Trust Fund Income:		
Trust Commission	\$	898.37
Payment to Food Stamp Program		45,000.00
Amortization of Bond Premiums		263.97
		46,162.34
Edward F. Ely Trust Fund:		
Purchase of Certificates of Deposit	\$	686,100.00
Purchase of Common Stock		55,570.00
Purchase of U.S. Treasury Notes		74,250.00
		815,920.00
Edward F. Ely Trust Fund Income:		
Payment for Park Concerts		16,243.21
Employees Withholding Tax Deductions:		
Payment to Bank (For Director of Internal Revenue)	\$	8,425,298.18
Refund of Erroneous Deductions		7,627.42
		8,432,925.60
Employees' Retirement System:		
Purchase of U.S. Treasury Bonds	\$	50,953.46
Retirement Allowances		5,725,775.74
Return of Contributions		684,832.14
Loans to Members		645,220.48
Insurance Paid by Employees		11,014.26
Purchase of Shares of Common Stock		3,769,481.37
Trust Commission		39,906.69
Refund of Erroneous Deductions		2,654.89
Transfer of Annuity Savings Funds		4,279.53
Loan Refunds		773.57
Services Rendered		6,029.37
		10,940,921.50
Employees' Retirement System—State of R. I. —Survivors Benefits:		
Paid to State of Rhode Island		8,577.54
Employees' Defense Savings Account:		
Purchase of Bonds	\$	123,112.50
Return of Contributions		263.40
Refund of Erroneous Deductions		22.50
		123,398.40
Employees' Retirement System—State of R. I.:		
Paid to State of Rhode Island	\$	1,271,525.02
Refund of Erroneous Deductions		281.86
		1,271,806.88

Schedule G-1b—Continued

TRUST AND SPECIAL FUNDS
DETAILS OF EXPENDITURES
For the Fiscal Year Ended June 30, 1976

Employees' Retirement System Income Tax Withholding—Pension Payments:		
Paid to Bank (For Director Internal Revenue)	\$ 138,217.61	
Refund of Erroneous Deductions	20.00	138,237.61
Food Stamp Cash and Stamp Shortage Account:		
Payroll Deductions		354.00
Fire Insurance Fund:		
Repairs to Public Building		2,118.00
Available for Highway Purposes:		
Purchase of Certificates of Deposit		528,000.00
Marshall H. Gould Fund Income:		
Scholarship Awards		75.00
Health Insurance of Vermont:		
Payment to Insurance Co.	\$ 13,317.74	
Refund of Erroneous Deductions	353.36	13,671.10
Hopkins Medical Laboratory, Inc.:		
Payment to Hopkins Medical Laboratory, Inc.	\$ 7,052.00	
Refund of Erroneous Deductions	95.84	7,147.84
Hospital Service Corporation of Rhode Island:		
Payment to Hospital Service Corporation	\$ 237,194.57	
Refund of Erroneous Deductions	1,773.37	238,967.94
Hurricane Barrier Assessment:		
Purchase of Commercial Paper	\$ 463,000.00	
Purchase of Certificate of Deposit	116,000.00	579,000.00
Local #799 International Association of Fire Fighters:		
Payment to Union		52,094.23
Local #958 American Federation of Teachers:		
Payment to Federation	\$ 187,407.71	
Refund of Erroneous Deductions	328.86	187,736.57
Local No. 1033 Public Employees' Union:		
Payment to Union	\$ 159,890.70	
Refund of Erroneous Deductions	1,558.06	161,448.76
Local #1211 Providence School Employees' Union:		
Paid to Union	\$ 19,431.06	
Refund of Erroneous Deductions	13.94	19,445.00
Locust Grove Cemetery Fund:		
Printing and Binding	\$ 200.00	
Seeds, Fertilizer, Trees, Shrubs	1,250.00	
Agricultural and Landscaping Equipment	1,181.00	
Refund of Inter Costs	60.00	2,691.00
Local No. 1339 School Clerks Union:		
Payment to Union	\$ 20,821.75	
Refund of Erroneous Deductions	14.00	20,835.75
Anna H. Man Trust Fund Income:		
Transfer Account		20,229.08
North Burial Ground Perpetual Care Fund:		
Purchase of Investments		612,708.72
North Burial Ground Perpetual Care Fund Income:		
Transfer Account		57,263.22
Planned Equities Corporation:		
Paid to Corporation	\$ 48,526.99	
Refund of Erroneous Deductions	15.00	48,541.99
Gladys Potter Trust Fund Income:		
Paid to General Fund		687.50

Schedule G-1b—Continued

TRUST AND SPECIAL FUNDS
DETAILS OF EXPENDITURES
For the Fiscal Year Ended June 30, 1976

Providence Beautification Plan:		
Purchase of Certificates of Deposit		128,000.00
Providence Municipal Employees' Credit Union:		
Payment to Union	\$ 1,780,871.14	
Refund of Erroneous Payments	389.16	1,781,260.30
Providence Lodge #3 Fraternal Order of Police:		
Payment to Fraternal Order of Police	\$ 19,432.00	
Refund of Erroneous Deductions	2,733.50	22,165.50
Providence Permanent Firemen's Relief Association:		
Paid to Association	\$ 262,997.50	
Refund to Individuals	44.75	263,042.25
Providence Police Association:		
Paid to Association	\$ 17,916.78	
Refund of Erroneous Deductions	14.00	17,930.78
Providence Teachers Credit Union:		
Payment to Union	\$ 1,734,277.52	
Refund of Erroneous Deductions	174.73	1,734,452.25
Real Estate Sales Proceeds—North Burial Ground:		
Purchase of Certificates of Deposit	\$ 1,625,000.00	
Purchase of Repurchase Agreement	325,000.00	1,950,000.00
Reserve for Social Security Taxes:		
Paid to State of Rhode Island	\$ 2,346,818.98	
Payment to General Fund	5,134.25	
Purchase of Investments	2,080,000.00	
Refund of Erroneous Deductions	529.95	
Refund of Exempt Employees	905.56	
Refund of Maximum Amounts	224.97	4,433,613.71
R. I. Group Health Association Inc.:		
Payment to Association	\$ 7,846.93	
Refund of Erroneous Deductions	62.73	
Payment to General Fund	74.08	7,983.74
R. I. Foundation Scholarship Account:		
Scholarship Grants	\$ 1,080.00	
Abbey M. B. Slade Memorial	3,000.00	4,080.00
Republic National Life Insurance Co. (Optional Ins. Premium Fund):		
Payment to Insurance Company	\$ 29,553.25	
Refunds	520.99	30,074.24
Rhode Island Income Tax Withholding:		
Paid to State of R. I.	\$ 1,468,675.13	
Refund of Erroneous Deductions	1,466.20	1,470,141.33
Roger Williams Park—Charles H. Smith—Unallocated Income Account:		
Transfer Account		50,000.00
City of Providence Trustee u/w of Charles H. Smith:		
Personal Services	\$ 1,999.68	
Special Items	1,632.52	3,632.20
City of Providence Trustee u/w Charles H. Smith—		
Real Estate Sales Proceeds—Condemnation:		
Transfer for Investing Purposes		54,600.00
City of Providence Trustee u/w of Charles H. Smith—		
Real Estate Sales Proceeds—Comdenation Income Account:		
Transfer for Investing Purposes		29,000.00
City of Providence Trustee u/w of Charles H. Smith Real Estate Sales Proceeds—		
Superior Court:		
Purchase of Certificates of Deposit	\$ 900,000.00	
Purchase of Bonds	103,719.22	

Schedule G-1b—Continued

TRUST AND SPECIAL FUNDS

DETAILS OF EXPENDITURES

For the Fiscal Year Ended June 30, 1976

Purchase of Investments (Notes and Bonds)	459,694.62	
Purchase of Investments — Corporate Stock	62,593.51	1,526,007.35
<hr/>		
City of Providence Trustee u/w of Charles H. Smith:		
Real Estate Sales Proceeds—Superior Court Income:		
Transfer Account		229,533.16
State of Rhode Island Real Estate Conveyance Tax:		
Paid to State of Rhode Island	\$ 60,304.79	
Tax Commission—City of Providence	6,030.46	66,335.25
<hr/>		
State Sales Tax—Water:		
Paid to State of Rhode Island	\$ 150,704.30	
Refund of Erroneous Deductions	46.01	150,750.31
<hr/>		
Tax Sheltered Annuities—Aetna Variable Life:		
Payment to Insurance Company	\$ 61,149.13	
Refund of Erroneous Deductions	500.00	61,649.13
<hr/>		
Tax Sheltered Annuities—Aetna Deferred Compensation Plan:		
Payment to Insurance Co.		11,982.00
Tax Sheltered Annuities—Assumption Mutual Life:		
Payment to Insurance Company		2,660.00
Tax Sheltered Annuities for Chesapeake Life Insurance Co.:		
Payment to Insurance Company	\$ 9,879.81	
Refund of Erroneous Deductions	72.00	9,951.81
<hr/>		
Tax Sheltered Annuities—Hartford Variable Annuity Ins. Co.:		
Payment to Insurance Company		21,880.00
Tax Sheltered Annuities—John Hancock Mutual Life Insurance Company:		
Payment to Insurance Company		15,113.80
Tax Sheltered Annuities—Lincoln National Life Insurance Company:		
Payment to Insurance Company		13,166.68
Tax Sheltered Annuities—Metropolitan Life Insurance Company:		
Payment to Insurance Company		127,822.76
Tax Sheltered Annuities—Mutual Life Insurance Company of New York:		
Payment to Insurance Company	\$ 56,454.75	
Refunds to Department Revenue	125.00	56,579.75
<hr/>		
Tax Sheltered Annuities—Northwestern Mutual Life Insurance Company:		
Payment to Insurance Company		20,437.31
Tax Sheltered Annuities—Phoenix Mutual Life Insurance Company:		
Payment to Insurance Company		9,680.00
Tax Sheltered Annuities—Washington National Insurance Co.:		
Payment to Insurance Company		8,080.50
Tillinghast Donation Trust Fund Income:		
Transfer Account		11.56
Samuel H. Tingley Trust Fund Income:		
Transfer Account		5,400.10
Unclaimed Estates Income:		
Transfer Account		363.23
United Fund Incorporated:		
Payment to Fund		9,839.13
Emeline Owen Vinton Fund Income:		
Awards		20.00
Frederick Arnold Vinton M.D. Fund Income:		
Awards		30.00
Weybosset Hill Land Rental:		
Purchase of Certificates of Deposit		575,000.00

CITY OF PROVIDENCE

For the Fiscal Year Ended June 30, 1976

Water Depreciation and Extension Fund:		
Purchase of Certificates of Deposit	\$ 4,130,000.00	
Transfer of Funds	80,000.00	
Purchase of Repurchase Agreements	<u>1,727,000.00</u>	5,937,000.00
New Water Main Account:		
Installation of Water Mains	\$ 4,707.38	
Removal of Rock	<u>240.30</u>	4,947.68
Total Expenditures		<u><u>\$49,942,419.37</u></u>
		Exhibit G-1

SECTION VI

Revolving Funds

Exhibit H

REVOLVING FUNDS

BALANCE SHEET

As of June 30, 1976

	Cash	Accounts Receivable and Due from Other Funds	Inven- tories	Fixed Assets	Total Assets	Accounts Payable	Due to Other Funds	Revenue Available When Collected	Net Resources	Total Liabilities and Resources
Public Works Revolving Funds:										
Stores	\$ 605.86	\$ 7,412.20	\$ 228,496.52		\$ 236,514.58	\$ 910.42	\$ 138,604.16		\$ 97,000.00	\$ 236,514.58
Equipment	53,821.87	138,604.16		\$ 603,897.73	796,323.76				796,323.76	796,323.76
Other Revolving Funds:										
Central Purchasing Revolving Fund	9,763.06	8,485.22	11,762.56		30,010.84	937.58			29,073.26	30,010.84
Municipal Garage	1,247.77				1,247.77				1,247.77	1,247.77
Civil Defense	3,892.34				3,892.34				3,892.34	3,892.34
North Burial Ground	8,539.41	3,852.54			12,391.95	3,037.07		\$ 3,852.54	5,502.34	12,391.95
Providence Junior Police Camp	9,461.24				9,461.24	275.44			9,185.80	9,461.24
Roger Williams Park — C. H. Smith Estate	28,388.70				28,388.70	3,198.07			25,190.63	28,388.70
Mary Elizabeth Sharpe Tree Fund	7,543.62				7,543.62				7,543.62	7,543.62
Mary Elizabeth Sharpe Parks Fund	236.20				236.20				236.20	236.20
Nellie Johnson Playground Fund	3,132.99				3,132.99				3,132.99	3,132.99
Water Stores	12,424.07				12,424.07	396.95			12,027.12	12,424.07
Betsy Williams Cottage Land- scaping	249.40				249.40				249.40	249.40
Food Stamp Program	46,420.20				46,420.20	14,010.55			32,409.65	46,420.20
*Food Stamp Program Cash Change Fund	100.00				100.00				100.00	100.00
Water Meter Conversion	17,701.68				17,701.68	7,924.90			9,776.78	17,701.68
Public School Estate Revolving Fund	510.00				510.00				510.00	510.00
Totals	\$ 204,038.41	\$ 158,354.12	\$ 240,259.08	\$ 603,897.73	\$1,206,549.34	\$ 30,690.98	\$ 138,604.16	\$ 3,852.54	\$1,033,401.66	\$1,206,549.34
	Exhibit H-1			Exhibit A			Exhibit A			

*Note: Total Cash includes \$100.00 for Food Stamp Program Cash Change Fund.

CITY OF PROVIDENCE

REVOLVING FUNDS

SUMMARY OF CASH RECEIPTS AND DISBURSEMENTS

For the Fiscal Year Ended June 30, 1976

	Balance July 1, 1974	Receipts	Total Available	Purchase of Investments	Disbursements	Balance June 30, 1975
Public Works Revolving Funds:						
Stores	\$ 9,337.21		\$ 664,864.31	\$ 674,201.52	\$ 673,595.66	\$ 605.86
Equipment	5,316.41	\$ 120,000.00	68,182.58	193,498.99	139,677.12	53,821.87
Other Revolving Funds:						
Central Purchasing Revolving Fund..	24,364.50		175,578.21	151,213.71	141,450.65	9,763.06
Municipal Garage	1,247.77			1,247.77		1,247.77
Civil Defense	21,499.43		584.42	13,083.85	9,191.51	3,892.34
North Burial Ground	17,085.73	15,000.00	134,126.10	166,211.83	157,672.42	8,539.41
Providence Junior Police Camp	6,755.64		20,000.00	26,755.64	17,294.40	9,461.24
Roger Williams Park C. H. Smith Estate	18,026.28	15,000.00	50,250.00	83,276.28	54,887.58	28,388.70
Mary Elizabeth Sharpe — Park Fund	76.20		160.00	236.20		236.20
Mary Elizabeth Sharpe — Tree Fund	12,867.62		3,640.00	16,507.62	8,964.00	7,543.62
Nellie Johnson Playground Fund	3,132.99			3,132.99		3,132.99
Public School Estate Revolving Fund..			2,000.00	2,000.00	1,490.00	510.00
Betsy Williams Cottage Landscaping	249.40			249.40		249.40
Water Stores	28,113.40		54,283.93	82,397.33	69,973.26	12,424.07
Water Meter Conversion	56,073.90		54,229.76	110,303.66	92,601.98	17,701.68
Food Stamp Programs	21,125.13		306,680.54	327,805.67	281,385.47	46,420.20
Totals	\$ 167,542.61	\$ 150,000.00	\$ 1,534,579.85	\$ 1,852,122.46	\$ 1,648,184.05	\$ 203,938.41

Schedule H-1a

Schedule H-1c

Exhibit H

REVOLVING FUNDS
DETAILS OF REVENUE CASH RECEIPTS
For the Fiscal Year Ended June 30, 1976

Public Works Revolving Funds:			
Stores		\$	664,864.31
Equipment			68,182.58
Other Revolving Funds:			
Central Purchasing Revolving Fund:			
Reimbursement for Supplies and Postage.....	\$	174,844.15	
Checks Written Off		734.06	175,578.21
Providence Civil Defense:			
Reimbursement from Department of Communications			584.42
North Burial Ground:			
Tomb Rent	\$	168.00	
Transfer from Perpetual Care Fund Income.....		57,263.22	
House Rental		390.00	
Interments		57,945.00	
Sale of Lots.....		8,311.54	
Greenhouse Rental		900.00	
Certificates		62.00	
Improvements to Lots.....		6,128.58	
Sundries		1,857.76	
Land Rent		1,100.00	134,126.10
Providence Junior Police Camp:			
City Appropriation Chapter 1976-9			20,000.00
Public School Estates Revolving Fund			2,000.00
Roger Williams Park C. H. Smith Estate:			
Receipt from Trustees of C. H. Smith Estate.....			50,250.00
Mary Elizabeth Sharpe Parks Fund:			
Mary Elizabeth Sharpe	\$	110.00	
Daphne Farago		50.00	160.00
Mary Elizabeth Sharpe Tree Fund:			
Mary Elizabeth Sharpe	\$	2,165.00	
Providence County Garden Club		1,000.00	
William G. Bradshaw		300.00	
Governor Francis Farms Garden Club		25.00	
Hugh Townley		150.00	3,640.00
Water Stores:			
Sale of Meters.....			54,283.93
Water Meter Conversion:			
Sale of Registers and Receptacles			54,229.76
Food Stamp Program:			
Received from Ebenezer Knight Dexter Trust Fund Income.....	\$	45,000.00	
Received from State of Rhode Island		146,992.97	
Payroll deductions — Cash Stamp Shortage Account		374.00	
Transfers from Other Food Stamp Accounts		112,782.36	
Refund of Overpayment		17.86	
Check Issued in Error		1,500.00	
Checks Written Off		13.35	306,680.54
Total Revenue and Cash Receipts.....			\$ 1,534,579.85

Exhibit H-1

REVOLVING FUNDS
STATEMENT OF EXPENDITURES
For the Fiscal Year Ended June 30, 1976

	Personal Services	Services Other Than Personal	Materials and Supplies	Special Items	Structures and Equipment Outlay	Transfers to Other Revolving Funds	Transfers to General and Trust Funds	Total
Public Works Revolving Funds:								
Stores	\$ 230,611.00	\$ 51,565.44	\$ 190,964.51	\$ 13,846.00		\$ 68,182.58		\$ 555,169.53
Equipment		75,000.00			\$ 64,677.12			139,677.12
Other Revolving Funds:								
Central Purchasing Revolving Fund.....		64,247.50	59,325.59					123,573.09
Civil Defense		543.45	891.75		7,756.31			9,191.51
North Burial Ground.....	93,592.38	11,578.78	20,931.64	11,779.93	19,071.95			156,954.68
Providence Junior Police Camp.....	5,910.00	3,139.39	7,236.52	340.75				16,626.66
Public School Estate Revolving Fund		1,490.00						1,490.00
Roger Williams Park — C. H. Smith Estate.....		7,124.13	47,890.32	252.00	1,048.85			56,315.30
Mary Elizabeth Sharpe Tree Fund		1,065.00	2,324.00					3,389.00
Water Stores	710.80	18,160.00	33,218.03				\$ 18,281.38	70,370.21
Water Meter Conversion.....	18.81	15.30	85,848.52					85,882.63
Food Stamp Program.....	37,528.66	249,541.82	312.80	5,550.64				292,933.92
Totals	\$ 368,371.65	\$ 483,470.81	\$ 448,943.68	\$ 31,769.32	\$ 92,554.23	\$ 68,182.58	\$ 18,281.38	\$ 1,511,573.65

REVOLVING FUNDS

RECONCILIATION OF EXPENDITURES PER SCHEDULE H-1b WITH DISBURSEMENTS PER EXHIBIT H-1

For the Fiscal Year Ended June 30, 1976

Total Expenditures per Schedule H-1b.....		\$ 1,511,573.65
Add:		
Expenditures for year 1974-1975 (Paid in year 1975-1976) Accounts Payable		
See Schedule H-1c 1975 Report:		
Public Works Revolving Fund:		
Stores	\$ 119,336.55	
Other Revolving Funds:		
Central Purchasing Revolving Fund.....	18,815.14	
North Burial Ground.....	3,754.81	
Providence Junior Police Camp.....	943.18	
Roger Williams Park — C. H. Smith Estate	1,770.35	
Water Meter Conversion	5,575.00	
Food Stamp Program.....	14,644.25	
	2,462.10	167,301.38
Total		\$ 1,678,875.03
Deduct:		
Expenditures for 1975-1976 (Paid in year 1976-1977)		
Public Works Revolving Fund:		
Stores	\$ 910.42	
Other Revolving Funds:		
Central Purchasing Revolving Fund.....	937.58	
North Burial Ground.....	3,037.07	
Providence Junior Police Camp.....	275.44	
Roger Williams Park — C. H. Smith Estate.....	3,198.07	
Mary E. Sharpe Tree Fund	396.95	
Water Meter Conversion	14,010.55	
Food Stamp Program.....	7,924.90	30,690.98
Adjusted Revolving Fund Expenditures — Per Exhibit H-1.....		\$ 1,648,184.05
		Exhibit H-1

SECTION VII

Federal Programs Fund

FEDERAL PROGRAMS FUND**BALANCE SHEET**

June 30, 1976

Assets	
Cash	\$ 1,665,837.39
Due from Federal Government.....	3,634,171.17
Due from City of Providence.....	253,906.01
Investments	1,000,000.00
Total Assets	\$ 6,046,102.55
Liabilities, Reserves and Unencumbered Appropriations	
Reserve for Encumbrances.....	\$ 436,957.92
Unencumbered Appropriations	5,620,126.63
Due to Other Funds	10,982.00
Total Liabilities, Reserves and Unencumbered Appropriations	\$ 6,046,102.55

Exhibit J-1

FEDERAL PROGRAMS FUND
APPROPRIATIONS, EXPENDITURES AND UNEXPENDED BALANCES
Through June 30, 1976

	Appropriations	Disbursements	Encumbrances	Unexpended Balance
Title I ESEA (1965)				
City of Providence, S.P.R.E.A.D. IV	\$ 1,166,720.00	\$ 1,156,358.78		\$ 10,361.22
Providence School Department, Summer 72	340,280.00	326,402.52		13,877.48
Providence School Department, Reading II	776,529.00	728,722.59		47,806.41
Providence School Department, Project Second Chance	22,473.00	21,995.86		477.14
Providence School Department, Administration III	160,943.00	122,915.24		38,027.76
Providence School Department, Army Programs	51,361.00	44,468.17		6,892.83
Providence School Department, Make-Up School	21,319.00	9,990.00		11,329.00
Providence School Department, Follow Through Program III	125,562.00	125,532.28		29.72
Providence School Department, Project Grow	46,131.00	27,816.61		18,314.39
Providence School Department, Math Remediation Lab II	360,362.00	356,013.55		4,348.45
Providence School Department, Neglected or Delinquent Children	25,400.00			25,400.00
Providence School Department, Project—PATHS	127,632.00	111,737.49		15,894.51
Providence School Department, Project Readiness II	91,442.00	68,638.76		22,803.24
Providence School Department, Reading Non-Public	208,636.00	188,327.14		20,308.86
Providence School Department, School Clinic III	268,991.00	245,088.39		23,902.61
Providence School Department, Collaborate Program III	84,358.00	78,117.65		6,240.35
Providence School Department, Project Support	68,282.00	66,232.45		2,049.55
Providence School Department, Administration 1974	218,992.00	200,237.52		18,754.48
Providence School Department, School Clinic Project	224,781.00	218,135.91		6,645.09
Providence School Department, Project P.A.T.H.S.	100,910.00	93,686.61		7,223.39
Providence School Department, Central Make-Up	18,072.00	12,956.16		5,115.84
Providence School Department, Readiness Program	139,115.00	129,192.14		9,922.86
Providence School Department, Math Remediation Lab	419,535.00	405,930.66		13,604.34
Providence School Department, English as a Second Language Program IV	245,515.00	240,590.83		4,924.17
Providence School Department, Project G.R.O.W.	30,487.00	28,990.18		1,496.82
Providence School Department, Project Army	46,323.00	45,973.76		349.24
Providence School Department, Project Support	69,592.00	69,041.81		550.19
Providence School Department, Follow Through Program	81,393.00	76,938.43		4,454.57
Providence School Department, Collaborate Program	84,697.00	81,653.23		3,043.77
Providence School Department, Reading Skills Program	493,326.00	477,981.68		15,344.32
Providence School Department, Listening, Speaking, Writing	23,181.00	14,186.50		8,994.50
Providence School Department, Language Arts Pilot Program	25,368.00	19,535.38		5,832.62
Providence School Department, Administration 1975	169,553.00	120,335.83	\$ 5,383.01	43,834.16
Providence School Department, Basic Skills Program	1,181,998.00	1,077,852.40	15,367.82	88,777.78
Providence School Department, Central Make-Up	22,079.00	18,903.08	909.59	2,266.33
Providence School Department, Early Childhood Education	178,641.00	166,963.58	1,576.50	10,100.92
Providence School Department, English as a Second Language	54,849.00	53,478.28	694.00	676.72
Providence School Department, Project — G.R.O.W.	69,867.00	64,666.17	666.68	4,534.15
Providence School Department, Project — P.A.T.H.S.	49,125.00	39,654.37	1,595.42	7,875.21
Providence School Department, School Clinic	129,962.00	121,334.44	1,070.00	7,557.56
Providence School Department, Project Help	8,938.00	4,034.53	4,128.97	774.50
Providence School Department, Summer Basic Skills	20,628.00			20,628.00
Providence School Department, Administration FY 76-77	186,239.00			186,239.00
Providence School Department, School Clinic	136,508.00			136,508.00
Providence School Department, Basic Skills Program	1,280,161.00			1,280,161.00
Providence School Department, PATHS	90,282.00			90,282.00
Providence School Department, Special Work Activity Center	12,200.00	6,308.77		5,891.23
Total Title I E.S.E.A. (1965)	\$ 9,758,738.00	\$ 7,466,919.73	\$ 31,391.99	\$ 2,260,426.28
Title I L.E.A. (1968)				
Providence Police, Planning Sub-grant	\$ 82,718.78	\$ 119,791.17		\$ 37,072.39
Providence Police, Law Enforcement Explorer Program	21,543.22	35,718.78		14,175.56
Providence Police, Discretionary Grant	494,815.28	503,650.01		8,834.73
City of Providence Expediting of Prosecution Services	55,749.00	55,269.54		479.46
Providence Police Department Pilot Program	10,000.00	10,000.00		
Providence Police Department—R.A.D.A.R.S Program	5,782.00	1,412.41		4,369.59
Providence Police Department Operation Revitalization	37,860.75	35,848.19		2,012.56
Providence Police Planning Subgrant Program II	14,541.66	5,506.94		9,034.72
Providence Police Community Relations Conferences	1,172.00	1,172.00		
Providence Police Planning Subgrant Program III	9,591.00	3,986.12		5,604.88
Providence Police C.P.O. Program	124,437.00	123,185.35		1,251.65
City of Providence — American Public Welfare	17,240.00	21,049.42		3,809.42
Providence Police Planning Unit	10,676.85	14,837.17		4,160.32
Providence Police Planning Grant 1975	4,628.00	3,862.82		765.18

Exhibit J-1—Continued

FEDERAL PROGRAMS FUND
APPROPRIATIONS, EXPENDITURES, AND UNEXPENDED BALANCES
Through June 30, 1976

	Appropriations	Disbursements	Encumbrances	Unexpended Balance
Providence Police Legal Advisor	18,695.00	19,084.86		389.86
Providence Police Community Officer Program	66,666.00	65,512.93		1,153.07
Providence Police Planning Unit 1976	34,722.00	22,984.65		11,737.35
Providence Police Community Relations Training	2,353.84	2,353.84		
Providence Police Preventive Law Lectures	1,112.00	565.37		546.63
Providence Police Department Security	22,640.00			22,640.00
Total Title I L.E.A. (1968)	\$ 1,036,944.38	\$ 1,045,791.57		\$ 8,847.19
Title II ESEA (1965)				
Providence School Department, Follow Through Program	\$ 490,294.00	\$ 490,176.72		\$ 117.28
Providence School Department Follow Through Program II	504,590.00	457,411.25		47,178.75
Providence School Department Library Program	205,808.00	202,620.42		3,187.58
Providence School Department Follow Through Program III	446,692.00	410,234.82		36,457.18
Providence School Department, Follow Through Program IV	263,878.00	246,451.68	\$ 4,023.34	13,402.98
Library (FY 75)	26,331.00	24,031.76	1,886.60	412.64
Library (FY 75)	127,707.60	43,896.91	84,008.07	197.98
Library (FY 76)	52,331.00	2,581.04	49,674.44	75.52
Library (FY 76)	10,196.00		10,196.00	
Total Title II ESEA (1965)	\$ 2,127,827.00	\$ 1,877,404.60	\$ 149,788.45	\$ 100,633.95
Title III ESEA (1965)				
City of Providence Blackstone Valley C.D.C. I	\$ 165,191.00	\$ 125,345.22		\$ 39,845.78
City of Providence Blackstone Valley C.D.C. II	202,450.65	170,400.69		32,049.96
City of Providence Blackstone Valley C.D.C. IV	59,619.30	47,224.62		12,394.68
City of Providence, Follow Through Center IV	535,626.00	515,681.25		19,944.75
Providence School Department, Project Helper II	25,111.00	19,058.61		6,052.39
Providence School Department Alternate Learning Project	77,275.00	76,879.60		395.40
Providence School Department Mini Grant — I.T.C.A.	4,595.34	4,454.17		141.17
Providence School Department Mini Grant — PALS	5,000.00	4,385.41		614.59
Providence School Department Mini Grant — Project Sleep	938.00	811.50		126.50
Providence School Department Mini Grant — Extra LUV	3,244.00	2,914.82		329.18
Providence School Department Mini-Grant — World of Construction	3,000.00	2,974.91		25.09
Providence School Department, Consumer and Homemaking Education	3,000.00	2,712.21		287.79
Providence School Department, Alternate Learning Program III	83,364.00	80,100.09		3,263.91
Providence School Department Project Adventure	38,508.00	33,384.96		5,123.04
Providence School Department Innovative Program — St. X	40,895.00	40,557.40		337.60
Providence School Department Alternate Learning Program IV	75,886.00	69,720.20		6,165.80
Providence School Department Alternate Learning Program V	75,214.00	67,413.36	\$ 4,302.38	3,498.26
Providence School Department, Adventure	37,647.00	18,996.09	3,034.25	15,616.66
Providence School Department, Xavier Program	37,940.00	30,315.36	2,448.96	5,175.68
Total Title III ESEA (1965)	\$ 1,474,504.29	\$ 1,313,330.47	\$ 9,785.59	\$ 151,388.23
Title IV (1964)				
City of Providence, C.R.A. III	\$ 62,950.00	\$ 61,125.94		\$ 1,824.06
Providence School Department C.R.A. VI	23,168.00	21,901.80		1,266.20
Providence School Department C.R.A. VII	29,323.00	18,096.10		11,226.90
Providence School Department C.R.A. VIII	38,880.00			38,880.00
Title IV C Hooked on Books	1,240.00	411.76	\$ 800.00	28.24
Title IV C Think A Link	560.00	480.00	80.00	
Title IV C Classroom Research on Reading Readiness	1,600.00			1,600.00
Total Title IV (1964)	\$ 157,721.00	\$ 102,015.60	\$ 880.00	\$ 54,825.40
Title V (1965)				
National Teacher Corps V — BHEA IV	352,621.00	291,734.69		60,886.31
Providence School Department Program — V.I.R.I.S.	4,582.00	4,582.00		
Total Title V (1965)	\$ 357,203.00	\$ 296,316.69		\$ 60,886.31
Title VI E.S.E.A. (1965)				
Providence School Department, Training of Human Relations Aides	\$ 18,641.00	\$ 12,077.41		\$ 6,563.59

Exhibit J-1—Continued

FEDERAL PROGRAMS FUND

APPROPRIATIONS, EXPENDITURES AND UNEXPENDED BALANCES

Through June 30, 1976

	Appropriations	Disbursements	Encumbrances	Unexpended Balance
Providence School Department, C.O.D.E.—A	29,964.00	26,895.59	3,068.41
Providence School Department Project Link Up	16,226.00	13,821.57	2,404.43
Providence School Department Project Link Up II	12,863.00	12,012.83	850.17
Providence School Department Project Link-Up 76-77	8,000.00	8,000.00
Total Title VI E.S.E.A. (1965)	\$ 85,694.00	\$ 72,807.40	\$ 12,886.60
Title VII E.S.E.A. (1965)				
Providence School Department, Bilingual Education Program III..	\$ 169,698.00	\$ 166,121.54	\$ 3,576.46
Providence School Department, Bilingual Education Program IV..	171,372.00	159,263.10	12,108.90
Providence School Department Bilingual Education Program V ..	161,760.00	158,204.53	3,555.47
Providence School Department Bilingual—Project Palavra	337,940.00	306,314.69	31,625.31
Providence School Department Bilingual Education Program VI..	221,797.00	206,160.27	15,636.73
Providence School Department Secondary Bilingual Planning and Training	14,990.00	11,387.20	3,602.80
Providence School Department Early Childhood Bilingual Program	29,728.00	15,248.65	14,479.35
Providence School Department Project Palarra II	299,524.00	242,791.54	\$ 30,325.19	26,407.27
Providence School Department Bilingual-Bicultural	127,337.00	89,612.29	3,689.40	34,035.31
Total Title VII E.S.E.A. (1965)	\$ 1,534,146.00	\$ 1,355,103.81	\$ 34,014.59	\$ 145,027.60
Title VIII E.S.E.A. (1965)				
Providence School Department School Health and Nutrition.....	\$ 239,380.00	\$ 101,000.84	\$ 7,515.41	\$ 130,863.75
Total Title VIII E.S.E.A. (1965)	\$ 239,380.00	\$ 101,000.84	\$ 7,515.41	\$ 130,863.75
Title IX E.S.E.A. (1965)				
Providence School Department Program Ethnic Heritage	\$ 18,860.00	\$ 15,704.33	\$ 3,155.67
Total Title IX E.S.E.A. (1965)	\$ 18,860.00	\$ 15,704.33	\$ 3,155.67
Progress for Providence, Inc.—Office of Economic Opportunity				
Providence School Department — New Careers III	\$ 115,500.00	\$ 109,957.40	\$ 5,542.60
Providence School Department — New Careers IV	100,672.00	47,519.57	53,152.43
Providence Human Relations Youth Program II	14,520.00	15,332.15	812.15
Providence School Department Senior Opportunities and Service..	10,308.00	10,292.11	15.89
City of Providence Human Relations Evaluation Study	733.13	750.00	16.87
Providence School Department Special Programs — Progress for Providence	5,148.43	5,148.43
Providence Human Relations Commission Youth Council	1,000.00	985.00	15.00
City of Providence Summer Youth Recreation Program 1975	33,490.00	32,274.62	1,215.38
Total Progress for Providence, Inc.—Office of Economic Opportunity	\$ 281,371.56	\$ 222,259.28	\$ 59,112.28
Housing and Urban Development				
City of Providence Urban Planning Project P-23	\$ 272,748.00	\$ 275,926.01	\$ 3,178.01
City of Providence Code Enforcement Project R. I. E-1	1,207,549.00	800,411.67	407,137.33
City of Providence Redevelopment Projects Account	30,056,467.65	30,031,139.81	25,327.84
City of Providence Model Cities Program	10,881,602.46	10,316,721.11	\$ 42.46	564,838.89
City of Providence, Project R.I. D-3, Urban Renewal Movie.....	41,750.00	41,232.02	517.98
City of Providence, Model Cities Interim Assistance Program.....	460,115.25	460,115.25
City of Providence Demolition Project	218,282.00	286,108.11	67,826.11
City of Providence Urban Development Project R.I. P-47.....	48,210.50	47,329.35	881.15
Providence P. W. Increased Inorganic Waste Collection	42,223.00	29,616.83	12,606.17
Providence Department of Recreation—Best Friend II.....	49,198.00	43,586.34	5,611.66
City of Providence Housing Maintenance Program	168,930.34	164,335.01	4,595.33
City of Providence Housing Authority Turnkey Development.....	155,145.00	129,992.08	25,152.92
City of Providence Planning & Urban Development C.P.A. R.I. 328	4,731.33	2,545.77	2,185.56
Providence Recreation Department—Best Friend III.....	54,000.00	52,875.42	1,124.58
Providence School Department Work Study Program III.....	91,239.00	86,746.84	4,492.16
Providence School Department—Performance Contract II.....	120,099.00	118,505.75	1,593.25
City of Providence Model Cities Teacher Aide Program	20,000.00	12,727.70	7,272.30
City of Providence Model Cities Interim Assistance Project II...	105,000.00	94,482.32	10,517.68
City of Providence Model Cities Teacher Aide Program II.....	18,000.00	11,467.96	6,532.04

FEDERAL PROGRAMS FUND
APPROPRIATIONS, EXPENDITURES, AND UNEXPENDED BALANCES
Through June 30, 1976

	Appropriations	Disbursements	Encumbrances	Unexpended Balance
Model Cities Comstock Urban Renewal Project	1,108,775.38	1,031,167.11		77,608.27
Providence School Department Work Study Program IV	114,781.00	97,809.26		16,971.74
City of Providence Department of Recreation Best Friend IV	66,181.00	67,509.94		1,328.94
City of Providence Boys Clubs Project R.I. N-4	1,331,165.40	1,331,165.40		
Providence School Department Performance Contract Reading III	69,347.00	69,347.00		
Providence Model Cities Neighborhood Facility	962,232.00	997,765.13		35,533.13
Model Cities Transportation Account	4,850.00	1,897.25		2,952.75
City of Providence Public Work 1973 Summer Work Recreation Project	57,500.00	38,844.71		18,655.29
Providence Recreation Department Best Friend Program	12,500.00	8,291.80		4,208.20
Providence School Department Work Study Program V	32,957.00	17,929.87		15,027.13
Providence Recreation Department Best Friend Program V	11,260.00	11,859.06		599.06
City of Providence Community Development Program	4,625,288.27	4,312,800.06	125,313.48	187,174.73
City of Providence Dept. PUD Community Development	20,549.12	20,000.00		549.12
City Wide Building Demolition Program	28,761.36	52,747.71		23,986.35
City of Prov. Community Development Existing Westminster Mall and Mall Extension	7,500.44	17,262.07		9,761.63
City of Providence Police Housing Security Force	200,000.00	60,631.75		139,368.25
City of Providence Neighborhood Housing Facility	400,000.00			400,000.00
City of Providence Housing Assistance Existing Home Purchase Subsidiary	20,000.00	30,513.79		10,513.79
Total Housing and Urban Development	\$53,088,938.50	\$51,173,407.26	\$ 125,355.94	\$ 1,790,175.30
U. S. Department of Health, Education and Welfare				
City of Providence, Rodent Control and Eradication	\$ 75,198.20	\$ 48,432.31		\$ 26,765.89
City of Providence Enrollment Retention and Advancement	68,933.00	65,753.06		3,179.94
City of Providence Enrollment Retention and Advancement II	74,000.00	71,618.87		2,381.13
Providence School Department Adult Basic Education Program 1974	138,821.00	116,449.42		22,371.58
Providence School Department Adult Basic Education Program II	149,368.00	141,453.56		7,914.44
City of Providence Enrollment Retention and Advancement III	113,829.00	112,281.30		1,547.70
Providence School Department Adult Basic Ed. Program III	195,556.00	181,157.54	\$ 595.78	13,802.68
Total U. S. Department of Health, Education and Welfare	\$ 815,705.20	\$ 737,146.06	\$ 595.78	\$ 77,963.36
U. S. Department of Labor				
City of Providence Senior Aides	\$ 200,582.00	\$ 194,892.48		\$ 5,689.52
Providence School Department — Bureau of Work Program, M.D.T.A. III	142,800.00	136,907.27		5,892.73
City of Providence Senior Aides II	163,886.00	150,824.54		13,061.46
Providence School Department—Recreation Support Project	48,000.00	26,930.23		21,069.77
City of Providence—Senior Aides III	233,571.00	234,086.90		515.90
City of Providence Human Relations Commission Program II	19,431.00	19,263.00		168.00
Providence Recreation Department Recreation Support Project	10,232.00	9,363.92		868.08
Providence School Department Recreation Support Project II	103,381.00	94,109.88		9,271.12
City of Providence Emergency Employment Act of 1971	2,025,274.00	2,021,476.61		3,797.39
Providence School Department 1971 M.D.T.A. Supplement	25,530.00	25,530.00		
City of Providence Manpower Program II	19,965.00	8,429.49		11,535.51
City of Providence Emergency Employment Act of 1972— Supplement	371,200.00	370,373.08		826.92
Providence School Department—Bureau of Works Program M.D.T.A. V	430,520.00	429,165.69		1,354.31
Providence School Department—N.Y.C. Summer Program	350,280.00	342,566.54		7,713.46
City of Providence Neighborhood Youth Corps V	127,590.00	124,007.94		3,582.06
City of Providence Senior Aides Program IV	178,814.00	166,791.23		12,022.77
City of Providence P.E.P. Summer Program — Sec. V	251,551.00	251,391.55		159.45
City of Providence Neighborhood Youth Corps VI	127,600.00	123,832.40		3,767.60
Providence School Department Neighborhood Youth Program 73-74	230,870.00	216,906.54		13,963.46
City of Providence E.E.A. — Summer 74	243,357.00	243,305.07		51.93
City of Providence C.E.T.A. Administration and Planning	264,764.20	194,967.33	99.35	69,697.52
City of Providence Neighborhood Youth Corps VII	98,108.00	98,106.68		1.32
City of Providence School Department N.Y.C. Title I	716,033.00	675,799.81		40,233.19
City of Providence Recreation and Transportation	82,743.00	70,565.53		12,177.47
City of Providence C.E.T.A. Title II 1975	1,121,098.00	869,279.70		251,818.30

FEDERAL PROGRAMS FUND
APPROPRIATIONS, EXPENDITURES, AND UNEXPENDED BALANCES
Through June 30, 1976

	Appropriations	Disbursements	Encumbrances	Unexpended Balance
City of Providence C.E.T.A. Title VI	1,450,841.00	3,580,790.13		2,129,949.13
Providence School Department N.Y.C. Summer C.E.T.A. 1975	971,471.00	889,656.05		81,814.95
City of Providence Prime Sponsor C.E.T.A. 1976	7,292,971.95	7,722,679.15		429,707.20
City of Providence Senior Aides Program VI	231,289.00	220,337.06		10,951.94
City of Providence Senior Aides Program V	249,802.00	248,193.84		1,608.16
Providence School Department N.Y.C. Summer Program	518,520.00	503,899.84		14,620.16
City of Providence Manpower Program	19,965.00	16,862.71		3,102.29
Providence School Department N.Y.C. Program S.P.E.D.Y.	736,350.00	795,624.46		59,274.46
Model Cities Summer Work Program 74	39,353.00	27,522.62		11,830.38
City of Providence C.E.T.A. Title II	649,804.00	303,496.88		346,307.12
City of Providence C.E.T.A. Program Title III	926,743.00	974,183.88		47,440.88
Providence Model Cities C.E.T.A. Program Title I	3,105,584.40	3,255,584.40		150,000.00
Providence School Department, N.Y.C. State Manpower Summer 75	30,424.00	16,308.47		14,115.53
Providence School Department, N.Y.C. In School 75-76	708,721.75	590,602.45	\$ 91.30	118,028.00
City of Providence Summer Youth Recreation Program (76)	34,705.38			34,705.38
City of Providence Cultural Affairs Coordinator	12,500.00			12,500.00
City of Providence C.E.T.A. Administration	29,255.00	151,959.62	1,382.36	124,086.98
C.E.T.A. Administration 1976 Summer Program			4,221.22	4,221.22
City of Providence, C.E.T.A. Program FY 76	788,284.00	776,573.31		11,710.69
C.E.T.A. Work Experience	118,768.00	47,525.94		71,242.06
C.E.T.A. PSE	250,300.00	118,597.37		131,702.63
Total U. S. Department of Labor	\$25,752,832.68	\$27,339,271.59	\$ 5,794.23	\$ 1,592,233.14
Emergency School Aid Act Programs				
Providence School Department Project Bi-Lingual	\$ 153,163.00	\$ 145,227.34		\$ 7,935.66
Providence School Department—Reading II	226,457.00	225,983.43		473.57
Providence School Department—Reading III	200,720.00	193,960.46	\$ 2,163.00	4,596.54
Providence School Department—Reading IV	65,574.00	64,623.22		950.78
Providence School Department — Reading II	358,868.00	358,034.61		833.39
Providence School Department — Reading III	284,030.00	281,766.64		2,263.36
Providence School Department — Reading IV	104,981.00	101,612.47		3,368.53
Providence School Department—Reading I	869,220.00	862,940.85		6,279.15
Providence School Department — Reading V	109,152.00	79,169.13	3,246.97	26,735.90
Providence School Department — Bilingual	331,833.00			331,833.00
Total Emergency School Aid Act Programs	\$ 2,703,998.00	\$ 2,313,318.15	\$ 5,409.97	\$ 385,269.88
Vocational Education Act (1968)				
Providence School Department Pre-Vocational—Former	\$ 15,416.00	\$ 3,072.00		\$ 12,344.00
Providence School Department Consumer and Homemaking Pro- gram	7,760.00	7,483.50		276.50
Providence School Department Summer Career	7,976.00	7,559.59		416.41
Providence School Department Cooperative Vocational Ed.	25,668.00	21,102.85		4,565.15
Providence School Department Data Processing Program	50,067.00	6,613.00		43,454.00
Providence School Department Distributive Ed.	42,252.00	16,047.84		26,204.16
Providence School Department Investigating Career	26,888.00	25,930.35		957.65
Providence School Department Administration and Guidance	83,620.00	80,946.95		2,673.05
Providence School Department Project—AWARE	107,693.00	86,990.83		20,702.17
Providence School Department Food Services	14,108.00	11,362.70		2,745.30
Providence School Department Evening Apprentice — Upgrading ..	39,860.00	31,134.18		8,725.82
Providence School Department Project Breakthrough	9,485.00	8,633.00		852.00
Providence School Department Project H.O.P.E.	16,025.00	14,237.50		1,787.50
Providence School Department Industrial Career Ed.	8,000.00	7,912.05		87.95
Providence School Department Simulated Job Training	2,350.00	2,202.85		147.15
Providence School Department Career Orientation — Flynn	4,300.00	3,355.65		944.35
Providence School Department Career Orientation — Mt. Pleasant ..	2,150.00	2,010.54		139.46
Providence School Department Protective Services Careers	10,099.00	9,497.58		601.42
Providence School Department Multi Cluster Career	13,212.00	12,561.56		650.44
Providence School Department Introduction to Voc. Ed.	40,928.00	28,278.59		12,649.41
Providence School Department Project N.E.E.D.	2,508.00	1,944.12		563.88
Providence School Department Planning St. Dunstan's	1,267.00	1,155.93		111.07
Providence School Department Project Future	3,108.00	2,865.56		242.44
Providence School Department Art Career Awareness	2,335.50	2,290.92		44.58
Providence School Department Consumer Homemaking	39,950.00	37,191.90		2,758.10
Providence School Department Project J.O.B.S.	1,030.00	553.42		476.58
Providence School Department Consumer Skills	2,992.00	1,667.52		1,324.48
Providence School Department E.P.D.A. Workshop	1,500.00	1,333.23		166.77

FEDERAL PROGRAMS FUND
APPROPRIATIONS, EXPENDITURES, AND UNEXPENDED BALANCES
Through June 30, 1976

	Appropriations	Disbursements	Encumbrances	Unexpended Balance
Providence School Department Career Orientation — Summer.....	5,212.00	5,039.09	172.91
Providence School Department Administration and Guidance.....	87,739.00	60,399.64	27,339.36
Providence School Department Project A.W.A.R.E.	107,479.00	96,258.36	\$ 479.37	10,741.27
Providence School Department Comprehensive Education	30,696.00	23,428.39	1,242.66	6,024.95
Providence School Department Computerized Career Services.....	13,850.00	7,435.55	6,414.45
Providence School Department Protective Services Career	16,245.00	8,040.57	530.60	7,673.83
Providence School Department Techniques in Ind. Knowledge.....	1,800.00	1,781.80	542.56	524.36
Providence School Department Co-operative Voc. Ed.	31,356.00	22,454.47	27.00	8,874.53
Providence School Department, Evening Apprenticeship	30,316.00	28,535.93	59.42	1,720.65
Providence School Department Project H.O.P.E.	5,830.00	5,264.88	122.33	442.79
Providence School Department, Introduction to Voc. Ed.	42,700.00	19,757.61	22,942.39
Providence School Department, Project I.C.E.	25,920.00	24,989.46	75.30	855.24
Providence School Department, Ind. Based Career Ed.	5,762.00	4,613.26	676.10	472.64
Providence School Department, Project C.A.R.E.	17,204.00	14,445.67	1,709.83	1,048.50
Providence School Department, Distributive Education	9,158.00	8,590.70	567.30
Providence School Department, Careers Phase I	16,990.00	15,987.71	274.05	728.24
Providence School Department, Project A.P.E.X.	3,555.00	3,490.40	64.60
Providence School Department, Career Orientation Ed. Flynn	1,950.00	1,490.47	459.53
Providence School Department, Career Orientation Ed. Mt. Pleas.	1,225.00	743.17	107.74	374.09
Providence School Department, In Service Training Program	600.00	600.00
Total Vocational Education Act (1968)	\$ 1,038,134.50	\$ 788,682.84	\$ 12,861.41	\$ 236,590.25
Economic Development Administration				
City of Providence Supplemental Tunnel and Aqueduct	\$18,137,821.13	\$18,133,162.82	\$ 4,658.31
City of Providence Neighborhood Economic Revitalization	65,932.00	51,090.05	14,841.95
City of Providence, Sewer Separation Study	125,500.00	351,100.00	225,600.00
Total Economic Development Administration.....	\$18,329,253.13	\$18,535,352.87	\$ 206,099.74
Revenue Sharing Programs				
City of Providence Revenue Sharing Program I.....	\$ 1,938,900.00	\$ 1,938,900.00
City of Providence Revenue Sharing Program II	1,586,984.00	1,134,643.72	\$ 452,340.28
City of Providence Revenue Sharing Program III	2,766,800.00	2,766,800.00
City of Providence Revenue Sharing Program IV	2,775,000.00	3,191,041.52	416,041.52
City of Providence Revenue Sharing Program V	5,767,017.95	7,033,185.35	1,266,167.40
City of Providence Revenue Sharing Program VI	5,731,350.00	3,739,569.80	1,991,780.20
Total Revenue Sharing Programs	\$20,566,051.95	\$19,804,140.39	\$ 761,911.56
Miscellaneous Federal Programs				
City of Providence Special Education Amy Street.....	\$ 23,000.00	\$ 22,294.97	\$ 705.03
Providence School Department Indirect Cost Allocation Plan	121,878.00	110,892.04	10,985.96
Providence Police Department Officer Friendly Program	9,905.00	8,322.65	1,582.35
City of Providence I.P.A. Program	39,740.00	28,058.78	11,681.22
Providence School Department Elem. Health Education Proj.	36,183.00	36,143.00	40.00
Providence School Department Indirect Cost Allocation Plan II....	287,613.00	243,820.63	7,000.00	36,792.37
Providence School Department Building Survey Program	50,000.00	29,500.00	20,500.00
Providence School Department Adult Education G.E.D. Testing Center	500.00	571.50	128.63	200.13
Providence School Department Central Administration Copy Room Rev. Fund	19,060.15	15,162.63	12,312.31	8,414.79
Providence School Department Indirect Cost Program III	290,991.00	204,930.59	21,867.73	64,192.68
Providence Human Relations Commission	17,451.00	9,711.30	54.15	7,685.55
City of Providence Mayors Alcoholism Task Force	2,208.60	2,208.60
Total Miscellaneous Programs	\$ 896,321.15	\$ 711,616.69	\$ 41,362.82	\$ 143,341.64
Title X				
Innovative Program III	\$ 34,310.00	\$ 9,657.53	\$ 427.50	\$ 24,224.97
Project Save V	105,920.00	59,800.23	1,113.43	45,006.34
Innovative Zoological Education Program III	37,609.00	8,857.91	164.72	28,586.37
Basic Skills	508,111.00	143,639.83	6,477.21	357,993.96
Adult Basic Education	41,276.00	14,194.70	3,426.15	23,655.15
Project Contact VI	59,218.00	11,915.72	592.72	46,709.55
Total Title X	\$ 786,444.00	\$ 248,065.92	\$ 12,201.74	\$ 526,176.34
Total Appropriations, Disbursements, Encumbrances and Unexpended Balances	\$141,050,068.34	\$135,519,656.09	\$ 436,957.92	\$ 5,093,454.33

PART II

Statistical Information

NOTE—Tables 1, 2 and 3 present Real Estate and Personal Property data in compliance with the provisions of Section 85, Chapter 2, Revised Ordinances of 1946. The Real Estate Tables—numbers 1 and 2—were prepared by the City Engineer's office based on the records of that department, while Table 3—showing summaries of inventories of Personal Property is based on information furnished by the Inventory Division of the Purchasing Department with the one exception of Schools, which was furnished by the School Department.

Table 1

REAL ESTATE

SUMMARY OF REAL ESTATE

	Area Square Feet	Assessor's Valuation*		
		Land	Buildings and Improvements	Total
Parks and Playgrounds	43,283,803	\$ 6,557,880.00	\$ 2,961,220.00	\$ 9,519,100.00
Miscellaneous Public Buildings	12,491,906	5,859,580.00	12,533,710.00	18,393,290.00
Miscellaneous Real Estate	1,861,144	1,678,530.00	2,016,594.23	3,695,124.23
Public Schools	6,973,783	2,796,360.00	30,663,770.00	33,460,130.00
Fire Stations	244,189	225,290.00	2,467,600.00	2,692,890.00
Police Stations	26,420	4,870.00	167,750.00	172,620.00
Real Estate Acquired at Tax Sale	1,697,397	589,760.00	563,290.00	1,153,050.00
Water Works	672,910,524	2,692,888.00	14,715,182.00	17,408,070.00
Total Other Than Trust Funds	739,489,166	\$20,405,158.00	\$66,089,116.23	\$86,494,274.23
Held by Trust Funds:				
Dexter Donation	461,488	\$ 151,790.00		\$ 151,790.00
Total Trust Funds	461,488	151,790.00		151,790.00
TOTAL	739,950,654	\$20,556,948.00	\$66,089,116.23	\$86,646,064.23

*Assessor's Valuations as of June 30, 1976.

Table 1—Continued

REAL ESTATE

PUBLIC PARKS AND PLAYGROUNDS

No.	NAME	AREA		ASSESSOR'S VALUATION		
		Sq. Ft.	Acres	Land	Buildings and Improve-ments	Total
1	Roger Williams Square, Gano, Power, Roger and Williams Streets.....	†40,000	.91827	\$ 10,110.00		\$ 10,110.00
3	Washington Square, Tockwotton, Benefit and Traverse Streets.....	†24,016	.55133	11,260.00		11,260.00
4	Playground, Sharon and Smith Streets	†88,379	2.02890	29,170.00		29,170.00
5	Fenner Park, Governor Street	†2,954	.06781	1,810.00		1,810.00
6	Blackstone Park (includes River Road)	1,975,416	45.34931	540,040.00		540,040.00
7	Blackstone Boulevard Parkway	845,500	19.41001			
8	Park at Junction of Summit Avenue and Brewster Street	†1,949	.04474	1,060.00		1,060.00
9	Prospect Terrace, Congdon and Wheaton Streets	88,399	2.02936	30,730.00		30,730.00
10	New Playground Site, New York Avenue	120,000*	2.75482	18,000.00		18,000.00
11	Gladys Potter Garden, Humboldt Avenue at Elton Street	†53,748	1.23389	25,030.00		25,030.00
12	Tockwotten Park Swimming Pool and Bldg.				\$ 51,400.00	51,400.00
13	Park between Collyer Street and the Moshassuck River	176,365	6.46935	13,960.00		13,960.00
15	Admiral Hopkins Square, Branch Avenue at Charles Street	†48,369	1.11040	32,210.00		32,210.00
16	Hopkins Park, Admiral Street	321,088	7.37117	146,140.00	6,620.00	152,760.00
17	Playground on Shiloh Street	196,636	4.63218	2,680.00	11,000.00	13,680.00
18	Park and Playground, Hawkins, Ascham and McMillan Streets	†75,011	1.72202	12,000.00		12,000.00
21	The Abbott Park, Weybosset Street	7,800	.17906	54,600.00		54,600.00
22	Sayles Street Playground Site	94,326	2.16542	28,300.00		28,300.00
23	Willard Center Playground, Pilgrim and Staniford Streets	354,512	8.13847	237,520.00		237,520.00
24	Playground Site and Jewish Community Center Bldg.	70,829	1.62601	37,690.00		37,690.00
25	Public Gardens (Parking Lot)	257,408	5.90927	566,300.00	126,000.00	692,300.00
26	City Hall Park, Exchange Place	111,879	2.56839	1,519,760.00		1,519,760.00
28	Playground, Somerset, Dudley and Tanner Streets and Prairie Avenue	†83,061	1.90682	28,300.00	150,000.00	178,300.00
30	Park and Playground on Richardson Street	139,039	3.19189	36,970.00	8,800.00	45,770.00
31	Columbus Park, Reservoir Avenue at Elmwood Avenue	†9,107	.20907	12,130.00		12,130.00
32	Roger Williams Park, Broad Street, Elmwood and Park Avenues	18,734,141	430.07669	1,097,350.00	881,000.00	1,978,350.00
33	Mashapaug Pond (Potter Factory Lot)	3,515	.08070	230.00		230.00
34	Columbia Park, Vermont Avenue	†69,611	1.59805	11,200.00		11,200.00
35	Lieutenant George E. Dillon Memorial Park, Bucklin and Dexter Streets	†308,744	7.08779	123,500.00	19,450.00	142,950.00
36	Sergeant John W. Major Memorial Park, Ellery Street	†32,054	.73585	8,300.00		8,300.00
37	Playground on Wallace and Clarence Streets	40,036	.91909	8,380.00		8,380.00
38	Edward Walter Forsys Memorial Playground, Sterling Avenue	†147,631	3.38914	22,150.00		22,150.00
39	Playground, Laurel Hill Avenue	†56,510	1.29729	4,500.00	8,630.00	13,130.00
40	Neutaconkanut Hill Park, Plainfield Street and Sunset Avenue.....	3,016,273	69.24412	176,110.00	87,020.00	263,130.00
41	The King Park, Plainfield Street	700,518	16.08168	38,620.00		38,620.00
42	Corporal Thomas P. Conlon, Jr. Memorial Park, Messer Street	86,113	1.97688	28,620.00		28,620.00
43	Playground, Ridge, Almy, Penn and Tell Streets	†27,454	.63025	8,030.00	7,040.00	15,070.00
44	Arnold Square, River Avenue at Regent Avenue	†38,931	.89373	8,800.00		8,800.00
45	Davis Park (100 ft. reserved strip on west side Raymond Street)	111,054	2.54944	14,760.00		14,760.00
46	Pleasant Valley Parkway	786,429	18.05393	148,710.00		148,710.00
49	Narragansett Avenue Playground	195,136	4.47970	35,120.00		35,120.00
50	Playground on Roanoke Street and Mount Pleasant Avenue	156,705	3.59745	41,680.00	30,000.00	71,680.00
51	Playground on Sessions Street	39,852	.91487	21,120.00		21,120.00
52	Obadiah Brown Playground, Chalkstone Avenue	†410,910	9.43319	18,480.00	25,000.00	43,480.00
53	The Triggs Memorial Park, Chalkstone Avenue	6,541,529	150.17284	231,490.00		231,490.00
54	Triggs Memorial Golf Club House, Chalkstone Avenue	18,400	.42240	3,640.00	101,100.00	104,740.00

55	Playground on Barstow, Valley, Cutler Streets and Woonasquatucket River	†210,878	4.84109	56,100.00	11,000.00	67,100.00
56	Patrick A. Cunningham Memorial Park, Smith Street at Sharon Street	38,668	.88751	15,430.00	600.00	16,030.00
57	Constance Witherby Park, Waterman and Pitman Streets	72,046	1.66799	18,100.00	18,100.00
59	Playground on Gesler and Tell Streets	†63,937	1.46779	17,960.00	150,000.00	167,960.00
61	The Alexander Farnum Lippitt Memorial Park, Hope Street and Blackstone Blvd....	†260,960	5.99081	121,080.00	121,080.00
64	Park at Camp and Cypress Streets	24,192	.55537	8,740.00	8,740.00
65	Wanskuck Park, Woodward Road	1,083,447	24.87251	71,270.00	16,000.00	87,270.00
66	Fox Point Veterans Memorial Park, Gano Street.....	187,981	4.31544	29,840.00	12,000.00	41,840.00
69	Sackett Street Playground	93,500	2.14646	25,140.00	25,140.00
70	Danforth Street Recreation Area	263,828	6.05666	79,140.00	747,800.00	826,940.00
71	Merino Park, Hartford Avenue	817,927	18.77702	43,480.00	43,480.00
72	Metcalf Field, Hawkins Street	495,038	11.36450	24,760.00	24,760.00
73	Fort Nathanael Greene (Narragansett, R.I.)	1,409,602	32.36000	20,900.00	14,000.00	34,900.00
74	John Hope Playground	76,280	1.75115	11,440.00	11,440.00
75	Irving J. Fain Memorial Tot Lot	4,000	.09182	1,600.00	1,600.00
76	India Point Park	440,539	10.11000	411,300.00	46,760.00	458,060.00
77	Corliss Park (School of the Deaf)	1,033,643	23.72000	155,040.00	450,000.00	605,040.00
Total—Public Parks and Playgrounds		43,283.803	996,19916	\$ 6,557,880.00	\$ 2,961,220.00	\$ 9,519,100.00

†Actual survey by City Engineers.

Table 1—Continued

REAL ESTATE
MISCELLANEOUS PUBLIC BUILDINGS

No.	NAME	AREA Sq. Ft.	ASSESSOR'S VALUATION		
			Land	Buildings	Total
1	City Hall	†32,078	\$ 1,426,480.00	\$ 1,040,000.00	\$ 2,466,480.00
2	Estate at Fields Point and Washington Park	7,394,103	2,265,170.00	3,343,340.00	5,608,510.00
3	The North Burial Ground	4,798,942	1,665,730.00	71,600.00	1,737,330.00
4	Providence Civic Center, Sabin Street	243,841	487,680.00	8,000,000.00	8,487,680.00
COMFORT STATIONS					
1	Weybosset Street	23,400.00	23,400.00
2	Exchange Place	26,000.00	26,000.00
BATE HOUSE					
1	Franklin Square, Atwells Avenue	22,942	14,520.00	29,370.00	43,890.00
Totals		12,491,906	\$ 5,859,580.00	\$12,533,710.00	\$18,393,290.00

†Actual survey by City Engineers.

Table 1—Continued

REAL ESTATE **MISCELLANEOUS REAL ESTATE**

Assessor's Plat Lot No. No.		Location	Area, square feet	ASSESSOR'S VALUATION		
				Land	Buildings	Total
First Ward						
12	29	So. Water- So. Main Streets (Hall of Records site)	11,622	\$ 66,900.00		\$ 66,900.00
12	31	So. Water-South Main Streets	3,484	19,740.00		19,740.00
14	566	Rear of Gano Street (near Railroad Tunnel)	127,294	20,000.00		20,000.00
15	4	East River Street	2,158	960.00	\$ 120.00	1,080.00
15	5	East River Street	4,854	1,540.00	600.00	2,140.00
15	6	East River Street	30,205	8,160.00		8,160.00
15	9	East River Street	1,401	480.00		480.00
15	10	East River Street	648	530.00		530.00
15	340	Red Bridge (Superintendants House) Waterman St.	1,699	1,520.00	1,480.00	3,000.00
15	341	Waterman St. (south side), Red Bridge (west end)	1,830	1,140.00	4,000.00	5,140.00
15	372	East River Street (water area)	6,452	1,300.00		1,300.00
15	456	Rear of Gano Street to Seekonk River	76,647	7,660.00		7,660.00
15	457	Rear Gano Street (Seekonk River)	900	100.00		100.00
16	312	Arnold Street at Brook Street	17,753	6,520.00		6,520.00
17	2	Wickenden Street			73,824.23	73,824.23
17	541	India Street	5,674	3,780.00		3,780.00
17	620	India Street	257,075	308,490.00	9,520.00	318,010.00
17	621	India Street	15,927	10,670.00	1,760.00	12,430.00
18	14	India Street	76,986	42,340.00	23,320.00	65,660.00
18	15	India Street	1,744	960.00		960.00
18	16	South Water Street	72,616	72,620.00		72,620.00
18	72	India Street	54,323	29,880.00	1,000.00	30,880.00
18	80	India Street	5,026	3,060.00	3,000.00	6,060.00
18	91	Tockwotton Street	30,180	30,180.00		30,180.00
18	119	India Street	6,015	4,520.00	1,000.00	5,520.00
18	337	Tockwotton Street	15,091	15,090.00		15,090.00
18	338	India Street	90,551	49,800.00	12,160.00	61,960.00
19	34	Promenade Street	303	460.00		460.00
19	35	Promenade Street	1,249	2,500.00		2,500.00
19	36	Promenade Street	1,180	11,800.00		11,800.00
19	44	City Scales (opposite) Kinsley Avenue	1,000	2,000.00	6,400.00	8,400.00
20	268	Post Office Square (World War Memorial)	5,027	41,220.00	250,000.00	291,220.00
23	111	404 Pine Street	2,145	1,170.00	1,660.00	2,830.00
24	84	386 Pine Street	3,800	1,570.00		1,570.00
25	145	Fountain and Eddy Streets	11,915	170,910.00		170,910.00
25	146	Sabin Street	601	8,580.00		8,580.00
25	147	Fountain and Worcester Streets	4,936	58,940.00		58,940.00
25	422	Fountain Street	24,926	211,870.00	1,250,000.00	1,461,870.00
26	353	Atwells Ave. at Bond St.	3,064	4,210.00		4,210.00
Total			978,301	\$ 1,223,170.00	\$ 1,639,844.23	\$ 2,863,014.23
Second Ward						
8	155	Hope and Montague Streets	20,656	\$ 11,150.00	\$ 27,720.00	\$ 38,870.00
15	340	Waterman St. (north side), Red Bridge (west end)	1,699	1,520.00	3,120.00	4,640.00
Total			22,355	\$ 12,670.00	\$ 30,840.00	\$ 43,510.00
Third Ward						
3	104	Black and Orms Streets	9,521	\$ 2,580.00		\$ 2,580.00
10	75	Meeting Street	7,601	3,940.00	\$ 2,160.00	6,100.00
Total			17,122	\$ 6,520.00	\$ 2,160.00	\$ 8,680.00
Fourth Ward						
70	653	Admiral Street	1,173	\$ 800.00		\$ 800.00
76	480	Admiral Street	4,500	880.00		880.00
97	234	Robin Brook Sewer	15,979	1,120.00		1,120.00
97	449	Robin Brook Sewer	28,736	2,020.00		2,020.00
98	233	Robin Brook Sewer	50,389	2,130.00		2,130.00
Total			100,777	\$ 6,950.00		\$ 6,950.00

Table 1—Continued

REAL ESTATE

MISCELLANEOUS REAL ESTATE

Assessor's Plat Lot No. No.		Location	Area, square feet	ASSESSOR'S VALUATION		
				Land	Buildings	Total
Fifth Ward						
85	115	Academy Avenue	7,523	\$ 3,110.00	\$ 30,000.00	\$ 33,110.00
116	255	Whitford Avenue	2,500	610.00	610.00
122	10	Old Road	3,321	1,200.00	1,200.00
Total			13,344	\$ 4,920.00	\$ 30,000.00	\$ 34,920.00
Sixth Ward						
34	4	Manton Avenue	3,741	\$ 110.00	\$ 110.00
34	21	Manton Avenue	6,543	840.00	840.00
34	192	Manton Avenue	24,179	670.00	670.00
34	304	Manton Avenue	6,253	700.00	700.00
34	314	Manton Avenue	24,075	670.00	670.00
34	319	Manton Avenue	26,942	760.00	760.00
34	330	Manton Avenue	4,934	560.00	560.00
34	331	Manton Avenue	3,138	360.00	360.00
34	332	Manton Avenue	2,941	340.00	340.00
34	333	Manton Avenue	3,708	420.00	420.00
62	57	Putnam Street	26,327	8,750.00	\$ 32,000.00	40,750.00
62	103	Barstow and Bowdoin Streets	540	160.00	160.00
63	105	24 Hannah Street.....	3,200	720.00	720.00
Total			136,521	\$ 15,060.00	\$ 32,000.00	\$ 47,060.00
Seventh Ward						
108	483	Pocasset Avenue	10,710	\$ 6,860.00	\$ 31,200.00	\$ 38,060.00
110	1	Daniel Avenue	51,219	14,200.00	14,200.00
Total			61,929	\$ 21,060.00	\$ 31,200.00	\$ 52,260.00
Eighth Ward						
31	205	37 Diamond Street.....	3,600	\$ 740.00	\$ 740.00
36	2	Messer Street	1,920	900.00	900.00
37	203	Willow Street	154	270.00	270.00
37	794	Governor Dennis J. Roberts Expressway	12,148	1,340.00	1,340.00
43	521	Potters Avenue	2,816	670.00	670.00
43	744	18 Calhoun Avenue.....	2,800	530.00	530.00
Total			23,438	\$ 4,450.00	\$ 4,450.00
Ninth Ward						
49	104	113-115 Mitchell Street	3,863	\$ 1,540.00	\$ 1,540.00
49	568	Elmwood and Potters Avenues.....	25,281	25,280.00	25,280.00
53	480	Rodman Street	2,222	800.00	800.00
61	143	Morgan Street	1,531	620.00	620.00
61	491	Morgan Street	1,095	500.00	500.00
90	135	Hamlin Street	3,289	1,320.00	1,320.00
90	136	Potter Drive	2,619	1,050.00	1,050.00
90	137	Netop Drive	128,161	51,260.00	\$ 50,000.00	101,260.00
125	130	Reservoir Avenue	32,140	5,130.00	250.00	5,380.00
125	132	Reservoir Avenue	3,736	1,490.00	1,490.00
126	8	Reservoir Avenue	4,071	810.00	8,800.00	9,610.00
Total			208,008	\$ 89,800.00	\$ 59,050.00	\$ 148,850.00

Table 1—Continued

REAL ESTATE

MISCELLANEOUS REAL ESTATE

Assessor's Plat Lot No. No.		Location	Area, square feet	ASSESSOR'S VALUATION		
				Land	Buildings	Total
Tenth Ward						
46	316	252 Public Street	30,588	\$ 15,060.00	\$ 114,400.00	\$ 129,460.00
46	390	35 Potters Avenue	5,535	1,680.00	1,680.00
47	670	50 Potters Avenue.....	3,200	960.00	960.00
47	746	260 Sayles Street	3,516	1,090.00	1,090.00
48	313	13 Salisbury Street	4,010	980.00	980.00
48	641	468 Prairie Avenue	3,200	960.00	960.00
48	476	Burnside and Oxford Streets	7,886	2,550.00	33,000.00	35,550.00
48	487	93 Burnside Street.....	2,574	770.00	770.00
48	488	91 Burnside Street.....	3,976	960.00	960.00
53	65	Gallup Street	3,380	900.00	900.00
57	319	Aldrich and O'Connor Streets	1,616	380.00	380.00
87	727	71 Ohio Avenue	3,200	900.00	900.00
87	728	75 Ohio Avenue	3,200	900.00	900.00
Total			75,881	\$ 28,090.00	\$ 147,400.00	\$ 175,490.00
Eleventh Ward						
22	317	Globe Street	756	\$ 1,320.00	\$ 100.00	\$ 1,420.00
22	340	Allens Avenue	325	320.00	320.00
22	338	Crary and Globe Streets	15,801	7,900.00	7,900.00
22	339	Allens Avenue	3,970	2,980.00	2,980.00
23	153	430 Friendship Street.....	3,800	1,570.00	1,570.00
23	161	Friendship Street	15,200	6,520.00	6,520.00
23	398	326 Dudley Street	6,892	1,940.00	1,940.00
23	420	175 Somerset Street.....	3,912	1,010.00	1,010.00
23	770	69 Somerset Street	880	520.00	520.00
28	359	235 Atwells Avenue at Messenger Street	15,276	19,720.00	19,720.00
30	309	Warren Street	15,211	6,840.00	6,840.00
45	109	Willard Avenue	10,234	5,930.00	9,000.00	14,930.00
45	409	70 Bogman Street.....	4,527	1,090.00	1,090.00
45	633	111 Taylor Street	2,250	1,060.00	1,060.00
49	52	Greenwich Street	6,115	2,330.00	2,330.00
Total			105,149	\$ 61,050.00	\$ 9,100.00	\$ 70,150.00
Twelfth Ward						
27	10	Valley Street	3,544	\$ 1,990.00	\$ 1,990.00
62	242	Barstow Street	3,325	530.00	530.00
62	392	Chaffee Street	10,157	2,050.00	35,000.00	37,050.00
65	365	Huron Street	62	110.00	110.00
68	597	Candace Street	26,067	24,180.00	24,180.00
Total			43,155	\$ 28,860.00	\$ 35,000.00	\$ 63,860.00
Thirteenth Ward						
26	255	Harris-Kinsley Avenues	5,597	\$ 37,210.00	\$ 37,210.00
26	258	Harris Avenue	2,505	11,170.00	11,170.00
26	319	Harris-Kinsley Avenues	60,645	109,160.00	109,160.00
26	344	Kinsley Avenue	5,832	14,580.00	14,580.00
29	73	Winter Street	202	1,360.00	1,360.00
29	188	Winter Street	237	2,290.00	2,290.00
29	440	Winter Street	16	80.00	80.00
33	419	Harris Avenue	130	80.00	80.00
Total			75,164	\$ 175,930.00	\$ 175,930.00
Total—Miscellaneous Real Estate			1,861,144	\$ 1,678,530.00	\$ 2,016,594.23	\$ 3,695,124.23

†Actual survey by City Engineer.

REAL ESTATE

PUBLIC SCHOOLS

Name of School	Assessor's		Area of Lot Sq. Ft.	COST		ASSESSOR'S VALUATION			REMARKS
	Plat No.	Lot No.		Land	*Buildings	Land	‡Buildings	Total	
First Ward									
Fox Point Elementary School	17	2	220,937	\$ 1,514,671.09	\$ 72,910.00	\$ 1,320,000.00	\$ 1,392,910.00	Completed in September 1954 of rein- forced concrete and structural steel construction with grey brick facing. Contains 20 Classrooms, an auditori- um, a cafeteria and gymnasium.
James L. Hanley Educa- tional Center									
Parking Area	24	609	64,050	\$ 24,340.00	\$ 24,340.00	
Parking Area	24	611	7,440	10,640.00	10,640.00	
Parking Area	24	612	86,876	124,230.00	124,230.00	
Classical Academic Bldgs.	29	491	126,485	265,620.00	\$ 1,400,000.00*	1,665,620.00	
Central High School.....	29	492	156,883	72,170.00	1,466,190.00	1,538,360.00	
Heating Plant	29	493	89,625	173,870.00	450,000.00	623,870.00	
Total.....	—	—	752,296	\$ 743,780.00	\$ 4,636,190.00	\$ 5,379,970.00	
Second Ward									
Cole Ave., called John Howland School	86	243	†48,803	\$ 9,300.00	\$ 164,302.37	\$ 29,340.00	\$ 273,000.00	\$ 302,340.00	Brick bldg., 16 rooms and hall, com- pleted in 1917. Brick bldg. completed in 1929 — 2 gymnasiums, and 31 class rooms.
Nathan Bishop Junior High School	86	319	†233,843	107,575.00	1,221,536.56	124,410.00	1,440,000.00	1,564,410.00	
Total.....	—	—	282,646	\$ 153,750.00	\$ 1,713,000.00	\$ 1,866,750.00	
Third Ward									
Jenkins St. Elementary	8	20	†21,600	\$ 4,657.20	\$ 65,655.65	\$ 4,680.00	\$ 68,750.00	\$ 73,430.00	Brick bldg., 11 rooms, completed in 1910. Bldg. completed in 1924.
Summit Ave. Elementary....	73	374	†50,045	8,075.00	298,779.50	19,710.00	325,000.00	344,710.00	
Hope St. Regional Senior High	9	215	806,185	214,450.00	1,782,000.00	1,996,450.00	Bldg. completed in 1938 — 68 rooms.
Martin Luther King School {	8	84	85,383	19,640.00	19,640.00	
	9	13	120,637	31,970.00	1,120,000.00	1,151,970.00	
	9	526	17,133	4,060.00	4,060.00	
Total.....	—	—	1,100,983	\$ 294,510.00	\$ 3,295,750.00	\$ 3,590,260.00	

Fourth Ward

Berkshire St. Elementary....	70	565	†24,000	\$ 1,500.00	\$ 32,363.89	\$ 4,790.00	\$ 45,000.00	\$ 49,790.00	Brick bldg., 6 rooms and hall, completed in 1901.
Branch Ave. Elementary, new	71	296	†24,815	72,577.45	11,410.00	88,000.00	99,410.00	Brick bldg., 11 rooms, completed in 1910.
Charles St., called Esek Hopkins Junior High	76	14	32,500	4,200.00	522,900.63	10,800.00	495,000.00	505,800.00	Brick bldg., 16 rooms and hall, completed in 1917. 2 gymnasiums and 12 rooms added in 1928.
School Parking Lot	76	512	28,960	14,480.00	14,480.00	
Veazie St. Elementary	102	216	†157,898	41,250.00	540,100.00	581,350.00	Brick bldg., 12 rooms, completed in 1909. Addition completed in 1928, 24 rooms.
Windmill St. Elementary....	97	344	†242,291	33,900.00	550,000.00	583,900.00	Bldg. completed Feb. 6, 1933. Two gymnasiums, auditorium and 31 class rooms.
Total	—	—	510,464	\$ 116,630.00	\$ 1,718,100.00	\$ 1,834,730.00	

Fifth Ward

Nelson St. Elementary	85	195	†69,989	\$ 15,826.90	\$ 193,335.53	\$ 23,280.00	\$ 431,040.00	\$ 454,320.00	Brick bldg., 8 rooms, completed in 1921, 8 rooms added in 1930.
Camden Ave. School	69	215	88,464	116,950.00	1,225,751.63	26,540.00	781,640.00*	808,180.00	Completed in September 1962 of brick and metal sash; exterior of structural steel construction; 32 class rooms.
Nathanael Greene Junior High (Chalkstone Ave.)	82	92	†228,050	90,000.00	1,328,855.33	91,000.00	1,470,000.00	1,561,000.00	Building completed in 1930. Two gymnasiums, auditorium, 41 rooms.
Total	—	—	386,503	\$ 140,820.00	\$ 2,682,680.00	\$ 2,823,500.00	

Sixth Ward

Academy Ave. Elementary	64	519	†37,602	\$ 7,050.00	\$ 68,760.81	\$ 10,000.00	\$ 100,000.00	\$ 110,000.00	Brick bldg., 12 rooms and hall, built in 1890.
Joslin Street School	63	354	221,680	154,900.00	1,109,094.36	55,420.00	1,000,000.00	1,055,420.00	Completed in November 1959, tan brick exterior facing of structural steel construction; 17 classrooms and a cafetorium.
Pleasant View School.....	129	1	257,900	2,150,000.00	128,950.00	2,150,000.00	2,278,950.00	
Manton Ave. Elementary....	80	Portion 14	21,727	34,186.52	4,560.00	45,000.00	49,560.00	Brick bldg., 6 rooms and hall, completed in 1899.
Mt. Pleasant Ave. Elementary	64	1	†18,282	4,205.00	25,558.19	5,430.00	28,080.00	33,510.00	Brick bldg., 6 rooms, completed in 1898.
Sisson St. Elementary	95	62	†16,012	4,000.00	13,227.91	5,320.00	20,000.00	25,320.00	Wood bldg., 4 rooms built in 1893-4.
Geo. J. West Junior High	64	508	†97,185	12,000.00	617,967.15	23,280.00	760,800.00	784,080.00	Brick bldg., 17 rooms and hall, completed in 1916. Two gymnasiums and 16 rooms added in 1928.
Mt. Pleasant Ave. Senior High School	128	2	1,259,364	251,290.00	2,598,000.00	2,849,290.00	Building completed in 1938—67 classrooms.
	129	22	280,069	14,120.00	14,120.00	
Total	—	—	2,209,821	\$ 498,370.00	\$ 6,701,880.00	\$ 7,200,250.00	

Table 1—Continued

REAL ESTATE

PUBLIC SCHOOLS

Name of School	Assessor's		Area of Lot Sq. Ft.	COST		ASSESSOR'S VALUATION			REMARKS
	Plat No.	Lot No.		Land	*Buildings	Land	‡Buildings	Total	
Seventh Ward									
Webster Ave. Elementary	104	50	†40,020	\$ 6,922.00	\$ 104,614.63	\$ 11,700.00	\$ 109,200.00	\$ 120,900.00	Brick bldg., 12 rooms and hall, completed in 1905-6. Four rooms made of Assembly Hall in 1921, at a cost of \$8,403.75.
Laurel Hill Avenue Elementary	107	84	†32,400	5,000.00	164,426.85	7,770.00	224,250.00	232,020.00	
Ralph St. Elementary	108	161	†20,019	34,454.41	5,030.00	42,120.00	47,150.00	Brick bldg., 16 rooms and hall, completed in 1916.
Oliver Hazard Perry Junior High	107	501	†216,135	134,393.51	1,312,004.29	57,480.00	1,408,750.00	1,466,230.00	Brick bldg., 8 rooms, completed in 1902.
Total.....	—	—	308,574	\$ 81,980.00	\$ 1,784,320.00	\$ 1,866,300.00	Completed in 1930; brick bldg., 2 gymnasiums and 42 classrooms.
Eighth Ward									
Bough St. Trade School.....	35	356	12,123	\$ 6,970.00	\$ 35,730.00	\$ 42,700.00	Garage acquired from trustees of The Kavin Corporation on 8-17-66.
Vineyard St. Elementary....	43	955	†36,299	\$ 8,444.00	\$ 160,544.57	12,080.00	193,050.00	205,130.00	
Gilbert Stuart Junior High (Bucklin Street)	44	552	†140,429	75,000.00	56,020.00	1,320,000.00	1,376,020.00	Brick bldg., 12 rooms and hall, completed in 1882-3; enlarged to 20 rooms in 1913.
Althea St. School.....	42	79	†18,548	6,170.00	57,200.00	63,370.00	Building completed in 1931, 2 gymnasiums, 37 rooms.
Total.....	—	—	207,399	\$ 81,240.00	\$ 1,605,980.00	\$ 1,687,220.00	Brick bldg., 4 rooms, completed in 1896; enlarged to 8 rooms in 1912.
Ninth Ward									
Broad St. Elementary	58	{190 458	12,269 †43,893	\$ 4,980.00 123,120.00 \$ 420,080.00	\$ 4,980.00 543,200.00	Brick bldg. completed in 1897.
Lexington Avenue Elementary	52	54	†23,984	\$ 8,400.00	\$ 87,108.18	10,530.00	109,200.00	119,730.00	
Reservoir Avenue Elementary	125	43	†36,063	13,190.00	125,000.00	138,190.00	Brick bldg., 12 rooms and hall, completed in 1905-6.
Sackett St. Elementary	60	138	†69,845	12,000.00	278,200.02	32,590.00	300,000.00	332,590.00	Bldg. completed in 1925, 8 classrooms.
Total.....	—	—	186,054	\$ 184,410.00	\$ 954,280.00	\$ 1,138,690.00	Bldg. completed in 1924, 17 rooms.

Tenth Ward									
Mary E. Fogarty Elementary School	48	2	101,785	\$ 162,000.00	\$ 961,163.94	\$ 30,540.00	\$ 607,150.00	\$ 637,690.00	Completed in March 1962 with brick exterior facing of reinforced concrete construction; 23 classrooms and a cafetorium. Brick bldg. completed in 1932, 2 gymnasiums, 40 classrooms.
Roger Williams Junior High	54	325	†150,918	50,170.00	1,320,000.00	1,370,170.00	
Total.....	—	—	252,703	\$ 80,710.00	\$ 1,927,150.00	\$ 2,007,860.00	
Eleventh Ward									
Edmund W. Flynn School	45 45 45	85 797 833	181,789	\$ 98,814.22	\$ 1,537,315.85	\$ 121,040.00	\$ 1,300,000.00	\$ 1,421,040.00	Completed in 1958; red brick exterior facing of reinforced concrete and structural steel construction; 28 classrooms, cafetorium and auditorium.
Central Gym & Cafeteria..	29	509	125,461	105,390.00	550,000.00*	655,390.00	
Play area	30	55	21,761	11,530.00	11,530.00	
Ball Field	30	645	217,204	112,950.00	112,950.00	
Total.....	—	—	546,215	\$ 350,910.00	\$ 1,850,000.00	\$ 2,200,910.00	
Twelfth Ward									
Regent Ave. Elementary.....	65	206	†31,932	\$ 7,864.20	\$ 63,041.44	\$ 6,760.00	\$ 71,500.00	\$ 78,260.00	Brick bldg., 11 rooms and hall, completed in 1905-6.
Smith St. Elementary	67	44	20,858	8,330.00	45,000.00	53,330.00	
Total.....	—	—	52,790	\$ 15,090.00	\$ 116,500.00	\$ 131,590.00	
*Unfinished									
Thirteenth Ward									
Almy St. Elementary	32	104	†16,696	\$ 11,269.80	\$ 13,274.88	\$ 4,440.00	\$ 14,300.00	\$ 18,740.00	Wood bldg., 4 rooms, completed in 1893-4.
Kenyon St. Elementary & Administration Building	28	827	†67,814	{66,499.00 {62,800.00	946,992.72	22,610.00	990,000.00	1,012,610.00	Kenyon Street Elementary addition completed in 1928, 30 rooms. Administration building completed 1928, 6 rooms, including gymnasium.

Table 1—Continued

REAL ESTATE PUBLIC SCHOOLS

Name of School	Assessor's		Area of Lot Sq. Ft.	COST		ASSESSOR'S VALUATION			REMARKS
	Plat No.	Lot No.		Land	*Buildings	Land	‡Buildings	Total	
Samuel Bridgham Junior High, Courtland St.	32	76	†54,648	68,400.00	478,498.45	14,520.00	569,250.00	583,770.00	Brick bldg., 30 rooms and hall, completed in 1915. Addition of 6 rooms completed 1928.
Willow St. Elementary	35	170	18,323		35,000.00	5,990.00	25,740.00	31,730.00	Brick bldg., 8 rooms, built in 1874.
Asa Messer Grammar	36	181	†19,854	6,837.93	68,195.71	6,600.00	78,650.00	85,250.00	Brick bldg., 12 rooms and hall, built in 1892-3.
Total.....	—	—	177,335			\$ 54,160.00	\$ 1,677,940.00	\$ 1,732,100.00	
Total Public Schools....	—	—	<u>6,973,783</u>			<u>\$ 2,796,360.00</u>	<u>\$30,663,770.00</u>	<u>\$33,460,130.00</u>	

*Includes furnishings at time of erection.

†Actual survey by City Engineers.

‡Excludes furnishings.

Table 1—Continued

REAL ESTATE

FIRE STATIONS

LOCATION	Assessor's		Area of Lot Sq. Ft.	ASSESSOR'S VALUATION			REMARKS
	Plat No.	Lot No.		Land	Buildings	Total	
Headquarters, Engine No. 1, & 3, Ladder No. 1.....	La Salle Square	25 116	29,020	\$ 101,520.00	\$ 953,920.00	\$ 1,055,440.00	Two story brick building
Fire Alarm Telegraph.....	Kinsley Avenue	19 43	*		126,000.00	126,000.00	
Engine No. 8, Ladder No. 2 and Rescue No. 2.....	Messer Street	42 4	†11,957	3,960.00	100,000.00	103,960.00	
Drill Tower & Repair Shop.....	Dexter Street	44 511	†45,512	15,020.00	88,000.00	103,020.00	New building completed in 1928 at a cost of \$88,139.66.
Engines No. 10, No. 11 and Ladder No. 5.....	Broad St & Congress Ave	52 149	13,694	12,820.00	100,000.00	112,820.00	
Engine No. 5.....	Humbolt Avenue	39 564	†10,019	5,640.00	75,960.00	81,600.00	Brick building, completed in 1907.
Engine No. 15.....	Mt. Pleasant Avenue	64 503	†7,500	2,550.00	18,720.00	21,270.00	Brick building, completed in 1903-4.
Engine No. 4.....	Rochambeau Avenue	93 166	†11,609	5,590.00	50,000.00	55,590.00	Brick buliding, completed in 1929.
Division of Training.....	Reservoir Avenue	61 605	†25,020	7,780.00	75,000.00	82,780.00	Brick and wood building, completed in 1932 at a cost of \$67,411.69.
Engine No. 12 & Ladder No. 3.....	Admiral Street	119 19	13,023	3,460.00	115,000.00	118,460.00	
Engine No. 14 and Ladder No. 6 and Chief 3.....	Atwells Avenue	33 26	†10,305	3,620.00	100,000.00	103,620.00	
Engine No. 2, Ladder No. 7, Rescue No. 3 and Chief 1.....	Branch Avenue and No. Main Street	74 116	†11,906	22,420.00	150,000.00	172,420.00	
Engine No. 13 & Chief 2.....	Allens Avenue	101 6	†10,000	7,500.00	120,000.00	127,500.00	
Engine No. 6.....	Hartford Avenue	113 342	†9,000	2,390.00	100,000.00	102,390.00	
Engine No. 9 & Ladder 8.....	Brook Street, Power and Williams Streets	16 189	17,704	8,700.00	120,000.00	128,700.00	
Engine No. 7 & Ladder No. 4 and Rescue No. 1.....	North Main Street	10 74	†17,920	22,320.00	175,000.00	197,320.00	
Total Fire Stations			244,189	\$ 225,290.00	\$ 2,467,600.00	\$ 2,692,890.00	

*Building on Park Land.

*For area, see Public Parks.

†Actual survey by City Engineers.

Table 1—Continued

**REAL ESTATE
POLICE STATIONS**

LOCATION	Assessor's Plat Lot No. No.		Area square feet	ASSESSOR'S VALUATION			REMARKS
				Land	Buildings	Total	
Precinct No. 1La Salle Square	25	116	See "Fire Stations" for valuations.
Precinct No. 2Chad Brown Street	70	544	†26,420	\$ 4,870.00	\$ 167,750.00	\$ 172,620.00	Brick building, completed in 1929. Total cost, \$180,000.00.
Total Police Stations.....	26,420	\$ 4,870.00	\$ 167,750.00	\$ 172,620.00	

†Actual survey by City Engineers.

Table 1—Continued

REAL ESTATE
WATER SUPPLY BOARD
 At June 30, 1976

	Area Acres	Land	Assessed Valuations Buildings & Improvements	Total
Cranston	110.63	\$ 48,320.00	\$ 942,340.00	\$ 990,660.00
Foster	1,994.28	837,460.00	837,460.00
Glocester	73.30	17,970.00	17,970.00
Johnston	103.13	42,163.00	321,937.00	364,100.00
North Providence	8.53	321,880.00	1,122,780.00	1,444,660.00
Scituate	13,149.03	1,390,625.00	*12,328,125.00	13,718,750.00
Warwick	0.06	160.00	160.00
West Warwick	8.94	34,310.00	34,310.00
Total Real Estate	15,447.90	\$ 2,692,888.00	\$14,715,182.00	\$17,408,070.00

*Includes Tangilbe Personal Property assessed at \$15,625.00

Table 1—Continued

REAL ESTATE

REAL PROPERTY ACQUIRED BY CITY AT TAX SALE

Authority of Chapters 32 General Laws of 1938, 695 Public Laws of 1935, 1800 Public Laws of 1946

Property held by the City on June 30, 1976

Assessor's Plat No.	Lot No.	Assessed Owner at Time of Tax Sale	LOCATION	Area square feet	ASSESSOR'S VALUATION		
					Land	Buildings	Total
5	29	T. P. Waters, 29 Evergreen St.		4,500	\$ 2,020.00		\$ 2,020.00
5	77	Jean Carbone, 248 Locust St.		3,078	1,700.00		1,700.00
5	83	Dorothy Rohelia, 18 Locust St.		2,541	1,490.00		1,490.00
5	88	Theresa Pellerin, 33 Locust St.		2,281	1,380.00		1,380.00
5	111	Clarence Clark, 23 Western St.		2,975	1,590.00	\$ 3,190.00	4,780.00
5	178	White Realty Corp., 121 Grand View St.		2,696	1,490.00		1,490.00
5	212	Charles S. Smith & Helen H., 115 Grand View St.		2,557	1,490.00		1,490.00
5	284	E. E. Sweeney, 105 Grand View St.		491	80.00		80.00
5	404	James Henderson, Farnum Pike, Smithfield.		2,357	2,020.00		2,020.00
5	474	Hope W. Baker et al., Rear 161 Camp St.		98	110.00		110.00
8	189	Christiana Dunston, 66 Pleasant St.		2,355	1,590.00	5,310.00	6,900.00
8	202	Frank Frietas and wf. Jennie, 4 Western St.		3,412	1,810.00		1,810.00
8	244	A. Johnson, Doyle Ave.		4,519	2,020.00	850.00	2,870.00
8	256	David C. Horowitz Est., 54½ Doyle Ave.		238	110.00		110.00
9	37	Bernard P. Lucia, Rear 39A Hope St.		3,600	2,760.00	3,190.00	5,950.00
9	145	A. Stephens, 54 Halsey St.		729	210.00		210.00
17	25	Malcolm MacManus, 9 Goulding Street		1,420	960.00		960.00
22	11	Ross E. McDermott and wf. Sandra A., 24 and 28 Allens Ave.		3,704	5,840.00	30,920.00	36,760.00
23	4	Mutual Eng. Service Co, Inc. of R.I., 316 Lockwood St.		4,500	1,060.00		1,060.00
23	6	Norman McCarthy, 447-449 Pine St.		3,520	960.00	3,080.00	4,040.00
23	11	L & W Realty, Inc., 8 Vine St.		1,480	530.00	1,700.00	2,230.00
23	12	Amancio DeAndrade, 1 Vine Street.		2,000	640.00		640.00
23	13	Cecelia Willemmin et al., 240 Pearl St.		5,000	1,060.00		1,060.00
23	16	Cecelia Willemmin et al., 22 Portland St.		4,000	1,060.00		1,060.00
23	19	Armand Gaudet, 30 Portland St.		4,500	1,060.00		1,060.00
23	18	L & W Realty, Inc., 28 Portland St.		4,500	1,060.00		1,060.00
23	22	Isabella Davis Estate c/o Hamilton Davis, 457 Pine Street		2,600	740.00		740.00
23	26	Willie J. Whetstone and wife Joan and John B. Whetstone and wife Susie M., 29 Portland St.		5,000	1,060.00	1,280.00	2,340.00
23	27	L & W Realty, Inc., 25 Portland St.		5,000	1,060.00		1,060.00
23	28	L & W Realty, Inc., 23 Portland St.		5,000	1,060.00		1,060.00
23	30	Acts, Inc., 30 Hayward Street		2,905	850.00		850.00
23	35	Anthony Monacelli, P.O. Box 6645.		5,000	1,060.00		1,060.00
23	41	Oscar L. Bolin, 37 Somerset St.		5,000	1,060.00		1,060.00
23	45	Sheldon Sock and wife, 21 Somerset St.		5,000	1,060.00		1,060.00
23	87	Violet Ajootian, 474 Pine St.		4,750	1,060.00		1,060.00
23	92	F.G. Lees & Son, Inc. and Barbara S. Boston, 25 Clifford St.		4,750	1,060.00	430.00	1,490.00
23	95	Norman McCarthy, 189 Thurbers Ave.		4,750	1,060.00		1,060.00
23	96	Ernest Scheller, 165 Bloodgood St., Pawtucket, c/o Blance Peterson		4,778	1,060.00		1,060.00
23	119	William H. Bailey and Herman Pittman, 339 Friend- ship St.		4,858	1,060.00		1,060.00
23	121	Windswept Realty, Inc., 50 Portland St.		4,750	1,060.00		1,060.00
23	122	Donald B. Burns, 407-409 Friendship Street		2,250	640.00		640.00
23	152	Sidika Akturk, 507 Chalkstone Ave.		3,800	960.00	3,190.00	4,150.00
23	164	John H. Messerlian, 182 Pearl St.		3,814	960.00		960.00
23	190	John Tilman Gallant and Viola M., 63 Portland St.		2,148	640.00		640.00
23	193	Francis J. Lavin and W.F. Bertha L., 45 Chiffdale Ave., Cranston		1,900	640.00		640.00
23	197	R. O. D. Wickes Est., 141 West Clifford St.		3,800	960.00		960.00
23	199	Lauara Dupuis and Louise Decomeau, 153 W. Clif- ford St.		2,320	640.00		640.00
23	204	Eileen Fusco, 331 Dudley Street		4,335	1,060.00		1,060.00
23	205	Bruno S. Czabanowski and wf. Mary and Adelino DuiPastana and wf. Maria, 77 Linden St.		1,480	530.00		530.00
23	208	Acts, Inc., 68 Myrtle St.		2,458	740.00		740.00
23	210	Francis J. Lavin and wf. Bertha L., 45 Cliffdale Ave., Cranston		4,571	1,060.00		1,060.00
23	211	Alice J. Ryan, 158 West Clifford St.		4,010	1,060.00		1,060.00

Table 1—Continued

REAL ESTATE

REAL PROPERTY ACQUIRED BY CITY AT TAX SALE

Authority of Chapters 32 General Laws of 1938, 695 Public Laws of 1935, 1800 Public Laws of 1946

Property held by the City on June 30, 1976

Assessor's Plat No.	Lot No.	Assessed Owner at Time of Tax Sale	LOCATION	Area square feet	ASSESSOR'S VALUATION		
					Land	Buildings	Total
23	217	A & Z Realty, Inc., 132 W. Clifford St		1,794	640.00		640.00
23	220	William Pierce and wf. Virginia, 104 W. Clifford St.		2,823	740.00		740.00
23	221	Josephine A. Benell, 107 Providence St.....		4,377	1,060.00		1,060.00
23	222	James Reeves and wf. Dorothy M., 129 Providence St.		3,292	960.00		960.00
23	225	Eton Retreat, Inc., 98 Providence St.....		2,583	740.00		740.00
23	226	Morrison, Inc., 72-74 Providence Street		5,015	1,060.00		1,060.00
23	267	Alice, Agramham and Vehanovsh Moorabian, 82 Mag- nolia St., Cranston		4,750	1,060.00		1,060.00
23	320	Susie M. and Joan Whetstone, 85 Somerset St.....		2,415	740.00		740.00
23	321	Alice J. Ryan, 158 West Clifford St.....		349	210.00		210.00
23	363	Samuel H. Wilk and wf. Esther, 171 Prairie Avenue		3,784	960.00		960.00
23	377	Frankie S. Litmon and wf. Helena, 3 Apollo St., E. Providence		4,024	1,060.00		1,060.00
23	383	James Schenck, 268 Dudley St.		4,024	1,060.00		1,060.00
23	386	Marie K. Sullivan, 278 Dudley St.....		4,024	1,060.00		1,060.00
23	387	Marie R. Sullivan, 282 Dudley St.....		4,024	1,060.00		1,060.00
23	402	Jean and Rosella Carbone, 472 Friendship Street.....		2,029	640.00		640.00
23	404	David Chernick, 172 West Clifford St.....		2,357	640.00		640.00
23	415	Canton Realty Co., 136 Prairie Ave.		5,500	1,060.00	430.00	1,490.00
23	417	Pemotil Realty Co., 151 Somerset St.		6,255	1,280.00		1,280.00
23	435	Dee Enterprises, Inc., 95-97 Providence St.....		4,779	1,060.00		1,060.00
23	444	Joseph E. Brault and Edwin N. Corbin, 18 Peach Blossom Ln., Smithfield		5,015	1,060.00	850.00	1,910.00
23	445	Francis J. Lavin and wf. Bertha L., 45 Cliffdale Ave., Cranston		5,015	1,060.00	430.00	1,490.00
23	446	Francis J. Lavin and wf. Bertha L., 45 Cliffdale Ave., Cranston		5,015	1,060.00		1,060.00
23	449	James C. Lassiter Estate, 35 Tanner St.....		5,015	1,060.00		1,060.00
23	517	Ethel F. Sweeney, 68 Pearl St.....		1,427	530.00		530.00
23	519	B.J.S. Realty, Inc., c/o Jude St. Jean, 27 Standard Ave., West Warwick		5,356	1,060.00	430.00	1,490.00
23	533	Myrtle H. Gallogly et al., 115 Providence St.....		4,160	1,060.00		1,060.00
23	534	Francisco G. Capaverdi and wf. Ann M. 105 Provi- dence Street		2,333	640.00		640.00
23	542	John D. Coelho and wf. Athene, 342 Dudley St.....		2,002	640.00	850.00	1,490.00
23	553	Arthur O. Drury, John N. Drury and John L. Drury and Mary N. Drury		4,322	1,060.00		1,060.00
23	561	Acts, Inc., 351 Blackstone St.....		4,513	1,060.00		1,060.00
23	568	Horowitz Trust, Inc., 323 Blackstone St.		2,815	740.00		740.00
23	569	Abraham Konoff, 321 Blackstone St.....		2,818	850.00		850.00
23	570	Richard A. Levitt, 315 Blackstone Street		2,820	740.00		740.00
23	573	Clarence A. Lewis and wf. Alepena, 303 Blackstone Street		4,786	1,060.00		1,060.00
23	579	Plymouth Realty Co., 49 Portland St.....		2,025	640.00		640.00
23	601	Jan & Capobianco Const. Co., Providence St.		4,779	1,060.00		1,060.00
23	662	Mary Dermanvelian, 169 Dudley St.....		3,903	960.00		960.00
23	674	Warren F. Tucker, 14 Tanner St.		4,552	1,060.00		1,060.00
23	678	Adelaide Klein, 150 Somerset St.....		7,050	1,380.00		1,380.00
23	679	Jessie Meeks, 51 Tanner Street		5,000	1,060.00		1,060.00
23	681	Wilfred H. Lanard and wf. Mary L., 74 Somerset St.		1,900	640.00		640.00
23	696	J. Lewis Layshock, 181 Somerset Street		3,479	960.00		960.00
23	697	Anthony Iannuccilli, 179 Somerset Street.....		3,695	960.00		960.00
23	700	Frank Pasquale and wf. Mary L., 189 Somerset St...		2,862	740.00		740.00
23	706	John B. Whetstone, 199 Dudley St.....		6,179	1,280.00		1,280.00
23	710	Pemotil Realty Co., 148 Prairie Ave.		5,500	1,060.00		1,060.00
23	715	Ben G. Mitchell & wf. Sylvia M., 116 Providence St.		5,000	1,060.00		1,060.00
23	716	Edward N. Mailhot and wf. Ruth, 110-114 Provi- dence St.		5,000	1,060.00		1,060.00
23	721	Rosella I. Carbone, 66 Tanner Street.....		1,936	640.00		640.00
23	722	Jean Carbone and wife, 261 Dudley St.		2,023	640.00		640.00
23	736	Mary E. Burke and George E., 170 Pearl St.....		2,289	640.00		640.00

Table 1—Continued

REAL ESTATE

REAL PROPERTY ACQUIRED BY CITY AT TAX SALE

Authority of Chapters 32 General Laws of 1938, 695 Public Laws of 1935, 188 Public Laws of 1946

Property held by the City on June 30, 1976

Assessor's Plat No.	Lot No.	Assessed Owner at Time of Tax Sale	LOCATION	Area square feet	ASSESSOR'S VALUATION		
					Land	Buildings	Total
23	743	Antonio & Jessie Monti, 34 Hayward St.		2,114	640.00		640.00
23	744	Benjamin G. Mitchell and wf. Silvia, 143 Prairie Ave.		4,035	1,060.00	3,190.00	4,250.00
23	748	Lawrence L. Cook, 67-69 Portland Street		1,956	640.00		640.00
23	759	Josephine Pina, 101 Linden Street		1,525	530.00		530.00
24	63	Eleanora Marchione, et als, 327 Point St.		3,371	850.00		850.00
24	64	Eleanora Marchione, et als, 331 Point St.		2,893	850.00		850.00
28	179	Dante & Walter Sormanti, 99 Sutton St.		4,000	1,910.00		1,910.00
28	191	Richard Cashman, 147 Sutton St.		4,800	2,130.00	13,180.00	15,310.00
28	317	Anna DePanphilis Est., 23 Weeden St.		1,216	430.00		430.00
28	352	Vincent Lato and wf. Antonette, 145 Acorn St.		452	320.00		320.00
28	391	Annunziata Palermo, 1 Weeden St.		2,214	1,380.00		1,380.00
28	432	F. Monroe Allen, Exr. U.W. of Leah I. Lapham, 58 Weybosset St.		1,055	320.00		320.00
28	494	J. J. Burdick et al., 14 Lily St.—Rear		74	10.00		10.00
28	938	L. R. Cardi, 227 Carpenter St.		426	110.00		110.00
29	48	Madison Realty Co., 492 Washington St.		3,044	1,700.00		1,700.00
29	389	William J. Robidoux & wife, 251 Pearl St.		1,675	530.00		530.00
29	414	Anna Storti, 28 Cargill St.		2,549	1,490.00		1,490.00
30	232	Russell W. Smith and Constance F. Hopper, 104 Potter St., Cranston		3,490	960.00	14,980.00	15,940.00
30	233	Derby Construction Co., 107 Wilson St.		2,297	640.00		640.00
30	249	A & Z Realty Co., 61 Wilson St.		3,039	850.00	13,920.00	14,770.00
30	558	Max Cohen and wf. Leah, 34 Bridgham St.		4,000	1,060.00	13,390.00	14,450.00
30	561	Benjamin B. Goss, 28 Bridgham St.		4,000	1,060.00	16,790.00	17,850.00
30	631	Louis C. Gaumer et al., 21 Parkis Ave.		5,185	1,060.00		1,060.00
31	12	A. Payette, 103 Diamond St.		150	50.00		50.00
31	36	Armand Procaccianti and wf. Eva, 171 Dexter St.		5,000	2,130.00		2,130.00
31	47	Rosa A. Prout, 123 Rear Ford St.		900	640.00		640.00
31	80	Joseph A. Tetreault, 200 Dexter Street		3,186	1,700.00		1,700.00
31	89	Patrick J. McHugh Est., 8 Baldwin Court		3,009	1,700.00		1,700.00
31	107	Eugenia Rossi, 43 Superior Street		3,200	1,700.00		1,700.00
31	109	Jordan B. Kirshenbaum and wf. Myrna, 89 Diamond Street		2,062	640.00		640.00
31	110	Richard Gressio and wf. Sue, 87 Diamond St.		4,520	1,060.00		1,060.00
31	148	Ortoleva Realty Co., Inc., 33 Waverly St.		3,960	1,910.00		1,910.00
31	164	Genevieve S. Rabczak, 22 Potter St., Cranston		3,200	1,700.00	6,060.00	7,760.00
31	188	Delia A. Thomas, 46 Diamond St.		3,854	960.00		960.00
31	194	Willie Dunston and wf. Christina, 72 Diamond St.		3,103	850.00		850.00
31	203	Wayne J. Gleason, 31 Diamond Street		4,309	1,060.00		1,060.00
31	206	Amalio DeAngelis and Rose, 41 Diamond St.		3,600	960.00		960.00
31	207	Neville Burrows and wf. Elsie, 45 Diamond St.		3,289	960.00		960.00
31	259	Rosalind E. Ratusk and Elliot P. Ratusk, 77 Diamond St.		3,364	720.00		720.00
31	387	Roosevelt Bates & wife Beverly A., 77, 83 Althea St.		4,046	2,870.00		2,870.00
31	439	Roosevelt Bates and wife Beverley A., 40 Althea St.		4,000	1,910.00	7,760.00	9,670.00
31	457	Edward Iacovino and wf. Elizabeth, 121 Ford St.		2,596	1,490.00		1,490.00
31	481	Alexis M. Goldbern and wife Elizabeth M., 194 Hanover St.		4,060	1,910.00		1,910.00
31	520	Dorothea M. Wolfsberger, 116 Hanover St.		4,044	1,910.00	7,970.00	9,880.00
31	569	N. Werner, 143½ Hanover St.		101	30.00		30.00
32	242	Juan Gonzaley, 63 Harrison St.		2,761	740.00		740.00
32	269	Margaret L. Fayerweather, 45 Powhattan		1,024	320.00		320.00
32	317	Peter Conti, 154 Bridgham St.		3,196	1,700.00	430.00	2,130.00
32	352	Mary A. Wagner, 22 Powhatan St.		1,551	530.00		530.00
32	420	Pleasant Realty Co., 93 Hope St.		5,346	2,230.00		2,230.00
32	440	Frank J. Kowal and wf. Norma K., 184 Bridgham St.		4,440	2,020.00	9,030.00	11,050.00
32	509	Charles A. Hopkins and wife Carol A., 20 Luther St.		1,265	640.00		640.00
33	21	Robert S. Ortoleva and wf. Norma, 151-155 Knight St.		9,800	3,190.00		3,190.00
33	229	Angelo Gallo and wf Evelyn, 53-55 Courtland St.		3,380	1,810.00		1,810.00
33	336	David Lawrence and wife Louise, 36 DeSoto St.		6,022	1,170.00	640.00	1,810.00
33	374	Erin Realty Co., Inc., 34 DeSoto St.		5,098	1,060.00	22,210.00	23,270.00

Table 1—Continued

REAL ESTATE

REAL PROPERTY ACQUIRED BY CITY AT TAX SALE

Authority of Chapters 32 General Laws of 1938, 695 Public Laws of 1935, 1800 Public Laws of 1946

Property held by the City on June 30, 1976

Assessor's Plat No.	Lot No.	Assessed Owner at Time of Tax Sale	LOCATION	Area square feet	ASSESSOR'S VALUATION		
					Land	Buildings	Total
33	590	Peter Conti, Jr. and wf. Angela, 25 Parade St.		4,800	2,130.00	9,670.00	11,800.00
34	26	Anthony V. Mandella, 819 Manton Avenue		10,004	3,190.00		3,190.00
34	52	Luca Volpigno and wf. Lucia, Est., 56 McClellan St.		3,770	430.00		430.00
34	53	Luca Volpigno and wf. Lucia, Est., 52 McClellan St.		3,166	320.00		320.00
34	54	Luca Volpigno and wf. Lucia, Est., 6 Ladd Street		3,163	320.00		320.00
34	55	Luca Volpigno and wf. Lucia, Est., 4 Ladd Street		3,308	320.00		320.00
34	240	Joseph V. Ortoleva Est., 2 Perrin St.		3,190	210.00		210.00
34	241	Jos. V. Ortoleva Est., 74 Ridgeway Ave.		5,125	320.00		320.00
34	242	Jos. V. Ortoleva Est., 68 Ridgeway Ave.		3,700	210.00		210.00
34	243	Jos. V. Ortoleva Est., 64 Ridgeway Ave.		4,270	320.00		320.00
34	244	Jos. V. Ortoleva Est., Leander St.		4,035	320.00		320.00
34	255	Jos. V. Ortoleva Est., 58 Ridgeway Ave.		3,940	1,490.00		1,490.00
34	256	Jos. V. Ortoleva Est., 56 Ridgeway Ave.		4,761	2,550.00		2,550.00
34	257	Claude Dijesser, et al, 52 Ridgeway Ave.		4,920	2,550.00		2,550.00
34	258	Claude Dijesser, et al, 48 Ridgeway Ave.		4,500	2,440.00		2,440.00
34	309	A. M. Herndon, Manton Ave.—Rear		2,823	1,590.00	530.00	2,120.00
35	263	Benjamin F. Greco and wf. Louise, 26 Charles St.		9,376	12,110.00	32,190.00	44,300.00
35	538	Walter Sormanti & wife, 44 Howard St.		2,119	1,490.00		1,490.00
36	96	Roosevelt Bates and wf. Beverly A., 151 Ford St.		5,517	1,060.00	16,360.00	17,420.00
36	177	Christine Karcher, 60 Chapin Ave.		5,593	2,340.00		2,340.00
36	207	Courtney Simpson, 17 Wise Ct.		1,600	1,060.00		1,060.00
36	255	Esquire Motors, Inc., 282 Adelaide Ave.		3,173	850.00		850.00
36	312	Roswell O. Whitney Est., 26 Wendell St.		60	110.00		110.00
37	214	Albert Ferrazza and wf. Shirley and Arthur Walden, 28 Marvin Street		3,309	850.00	3,720.00	4,570.00
37	501	M. J. and M. Dempsey Ests., 93 Rosedale St.		4,000	2,870.00		2,870.00
37	502	M. J. and M. Dempsey Ests., 188 Wendell St.		4,007	2,870.00		2,870.00
39	665	W. J. Hamilton, Angell Ct.		380	160.00		160.00
42	281	Everett J. Downing and J. P. Downing, 13 Avon St.		2,596	1,490.00		1,490.00
43	19	Anthony Carroccio and wf. Lia, 7 Madison St.		2,262	640.00		640.00
43	38	Raymond L. Capobianco and wf. Anna, 6-10 Puri- tan St.		2,380	640.00		640.00
43	49	Mary L. Laprad, 14 Calder St.		2,800	740.00		740.00
43	61	Gustave W. Strandberg, Calder Street		3,200	850.00		850.00
43	62	Gustave W. Strandberg, Calder Street		3,200	850.00		850.00
43	148	Michael Spirito, 13-15 Grand St.		3,200	850.00		850.00
43	153	Rhody Building Investment, Inc., 33-35 Grand St.		3,200	850.00		850.00
43	168	Herman W. Ittner, 2552 N. Faith St., Harrisburg, PA		3,200	850.00	110.00	960.00
43	170	Raymond Clarke & wife, 44 Seabury St.		3,200	850.00	3,190.00	4,040.00
43	172	Rhody Building Investment, Inc., 34 Seabury St.		3,200	850.00	640.00	1,490.00
43	286	Louis Katowicz, 44 Homestead Ave.		3,200	850.00		850.00
43	305	F. E. Lumsford, 8 Halton St.		2,800	440.00	550.00	990.00
43	334	Augusta Noble, 25 Anthony Ave.		3,200	850.00		850.00
43	335	Augusta Noble, 23 Anthony Ave.		3,200	850.00		850.00
43	388	H. H. Baker Est., 826 Potters Ave.		4,211	1,060.00		1,060.00
43	410	Augusta Noble, 46 Calhoun Ave.		2,800	740.00		740.00
43	457	Mary George, 627 Potters Ave.		2,640	740.00		740.00
43	468	Mark Enterprises, Inc., 100 Burnett St.		3,330	850.00		850.00
43	469	Village Trader Realty, Inc., 96 Burnett St.		3,330	850.00		850.00
43	486	Thomas A. Trainor & wife, 87 Burnett St.		2,067	640.00		640.00
43	498	E. C. Baker Tr., 729 Potters Ave.		3,442	740.00		740.00
43	499	Rhody Building and Investment Corp., 731-733 Pot- ters Ave.		3,420	960.00		960.00
43	524	Charles R. Price, 112-114 Benedict St.		2,816	740.00		740.00
43	525	Men's Interesting Club, 110 Benedict St.		2,847	740.00		740.00
43	536	Tyrone D. Johnson, 26 Calhoun Ave.		2,800	740.00		740.00
43	537	Antonetta DeSimone and Concetta DeSimone, 24 Calhoun Avenue		2,800	740.00		740.00
43	557	Ruth Mottram, 132 Mawney St.		2,226	640.00		640.00
43	593	H. H. Baker Est., 23 Benedict St.		4,000	1,060.00		1,060.00
43	594	H. H. Baker Est., 27 Benedict St.		4,000	1,060.00	2,340.00	3,400.00
43	595	H. H. Baker., 31 Benedict St.		3,912	960.00		960.00

Table 1—Continued

REAL ESTATE

REAL PROPERTY ACQUIRED BY CITY AT TAX SALE

Authority of Chapters 32 General Laws of 1938, 695 Public Laws of 1935, 1800 Public Laws of 1946

Property held by the City on June 30, 1976

Assessor's Plat No.	Lot No.	Assessed Owner at Time of Tax Sale	LOCATION	Area square feet	ASSESSOR'S VALUATION		
					Land	Buildings	Total
43	598	Augusta Noble, 39 Benedict St.		6,690	1,280.00		1,280.00
43	616	Harold T. Fisher, 101 Benedict Street		2,904	850.00		850.00
43	622	First A.M.E. Church, 144 Wadsworth St.		2,934	850.00	850.00	1,700.00
43	630	James May, Joseph May, Elizabeth May, Violet Pul- lend, Pearl M. Alston, Mary E. Barber (c/o Stan- ley L. Selicson), 224 E. Martin St., Raleigh, NC....		3,147	850.00		850.00
43	631	James May, Joseph May, Elizabeth May, Violet Pul- lend, Pearl M. Alston, Mary E. Barber (c/o Stan- ley L. Selicson), 224 E. Martin St., Raleigh, NC....		3,133	850.00		850.00
43	632	James May, Joseph May, Elizabeth May, Violet Pul- lend, Pearl M. Alston, Mary E. Barber (c/o Stan- ley L. Selicson), 224 E. Martin St., Raleigh, NC....		3,117	850.00		850.00
43	645	Frederick N. Gibbs, 70 Wadsworth Avenue		3,485	960.00		960.00
43	708	Charles A. Hopkins nad wf. Carol, 42 Brattle St.		2,924	850.00		850.00
43	726	Domestic Safe Deposit Co., 152 Waldo Street		3,897	960.00		960.00
43	729	F. Crossley et al., 136 Waldo St.		3,962	690.00		690.00
43	737	Charles A. Hopkins and wf. Carol L., 44 Brattle St..		3,009	850.00		850.00
43	949	Joseph Delphis O., et. al., 14 Calhoun Avenue		2,800	740.00		740.00
43	954	Manor Realty, 124 Dodge, E. Providence		4,974	1,060.00		1,060.00
44	13	George Lopes and James R. Lopes, 7 Mawney St....		4,800	2,130.00	1,170.00	3,300.00
44	157	James A. Furtado and wf. Barbara B., 60 Prince- ton Ave.		5,400	2,230.00		2,230.00
45	29	Thomas J. Reynolds, 19 Harvard Ave.		2,801	740.00		740.00
45	42	Eliza F. Walsh Est., 204 Dudley St.		5,260	1,060.00		1,060.00
45	44	David Henry White, 196 Dudley St.		5,210	1,060.00		1,060.00
45	84	Owen P. McGovern et al., 245 Plain St.		8,824	1,490.00		1,490.00
45	107	Emily Aspinwall, 84 Comstock Ave.		4,248	1,060.00		1,060.00
45	111	Daniel Brown and wf. Janie B., 180 Babcock St.		5,060	1,060.00		1,060.00
45	121	M. Horowitz, 68½ Gay St.		80	30.00		30.00
45	128	John B. Dupuis Est., 45 Bogman St.		2,012	640.00		640.00
45	147	Northeastern Assoc., Inc., 66 Gay St.		4,051	1,060.00		1,060.00
45	152	Annie Lue Winston and Barbara Ann Winston, 60 Gay Street		4,051	1,060.00		1,060.00
45	158	Frieda Lury, 233 Blackstone St.		3,949	960.00		960.00
45	159	Richard J. Hitch and wf. Joanie, 227 Blackstone St.		3,949	960.00	2,130.00	3,090.00
45	160	Henry Nelson and wf. Jannie, 231 Blackstone St....		3,949	960.00	2,130.00	3,090.00
45	203	Pincrest Realty, Inc., 5 Wesleyan Ave.		2,666	740.00		740.00
45	207	John Graham and wf. Catherine E., 21 Wesleyan Ave.		5,031	1,060.00	2,760.00	3,820.00
45	222	John A. O'Neill, Jr., Andrew A. Bucci and Raymond R. Co., 9 Steeple St.		4,024	1,060.00	740.00	1,800.00
45	308	John Mercurio, 309 Willard Ave.		1,958	640.00		640.00
45	315	Faust R. Petrarca, 24 Wesleyan Ave.		6,296	1,280.00	3,400.00	4,680.00
45	327	Edgar A. Kelley, Jr., 35 Willard Ave.		3,165	850.00		850.00
45	329	Edward R. King, 341 Willard Ave.		2,640	740.00		740.00
45	330	Louis Kishenbaum, 335 Willard Ave.		2,378	640.00		640.00
45	331	A & M Realty Co., 329 Willard Ave.		2,191	640.00		640.00
45	335	Unique Heating & Air, Inc., 360 Willard Ave.		4,024	1,060.00		1,060.00
45	337	Robert Robertson, 42 Hilton St.		6,930	1,380.00		1,380.00
45	340	John B. Wetstone & wf., 338 Willard Ave.		4,024	1,060.00		1,060.00
45	341	Mable W. Robertson, 423 Shipard St., N.W., Wash- ington, D.C.		2,199	1,060.00	2,760.00	3,820.00
45	343	Thee A. Carpenter and wf. Marcia L., 326 Willard Avenue		4,024	1,060.00		1,060.00
45	344	Progress, Inc., Willard Ave.		3,933	960.00		960.00
45	346	John B. Dupuis Est., 14 Pilgrim St.		2,012	640.00		640.00
45	380	Morris Finkelstein, 33 Hilton St.		4,024	1,060.00		1,060.00
45	381	Ruth Realty Co., 35 Hilton St.		4,024	1,060.00		1,060.00
45	388	Joseph Dorosh, 33 Milk Street		4,024	1,060.00		1,060.00
45	389	Joseph Dorosh, 35 Milk St.		4,024	1,060.00		1,060.00
45	390	Muratore Agency, Inc., 26-32 Chester Ave.		5,717	1,170.00		1,170.00
45	393	Margaret Feeney, 36 Chester Avenue		4,084	1,060.00		1,060.00
45	412	Ellen Brooks, 56-58 Bogman Street		4,975	1,060.00		1,060.00

Table 1—Continued

REAL ESTATE

REAL PROPERTY ACQUIRED BY CITY AT TAX SALE

Authority of Chapters 32 General Laws of 1938, 695 Public Laws of 1935, 1800 Public Laws of 1946

Property held by the City on June 30, 1976

Assessor's Plat No.	Lot No.	Assessed Owner at Time of Tax Sale	LOCATION	Area square feet	ASSESSOR'S VALUATION		
					Land	Buildings	Total
45	413	John Derlycia & wf., 52 Bogman St.		4,024	1,060.00		1,060.00
45	416	Howard V. Saucier and wf. Emily, 40-42 Bogman St.		2,203	640.00		640.00
45	420	Antonetta Carlone, 301-303 Public Street		3,609	960.00		960.00
45	448	Frank A. Carter, 276-8 Prairie Ave.		2,407	640.00		640.00
45	473	Dirk Patriarca, 93 Chester Ave.		3,665	960.00		960.00
45	475	Tommie J. Smith & wf., 101 Chester Ave.		2,251	640.00		640.00
45	476	Progress, Inc., 107 Chester Ave.		3,665	960.00		960.00
45	482	William H. Smith, 129 Chester Ave.,		3,665	960.00		960.00
45	509	Ronald S. Hardwick, 66 Chester Avenue		3,665	960.00		960.00
45	511	Charlotte Fedoryn, 60 Chester Ave.		3,665	960.00		960.00
45	539	David A. Gubern and wf. Barbara, 67-9 Comstock Ave.		4,900	1,060.00		1,060.00
45	543	Thomas H. Downs & wf., 83 Comstock Ave.		3,920	960.00		960.00
45	545	Albert C. Ferrazza and wf. Shirley A., 93 Com- stock Ave.		4,900	1,060.00		1,060.00
45	547	Henry Nadeau and wf. Cecile, 1418 Mendon Rd., Woonsocket		5,880	1,170.00	2,550.00	3,720.00
45	571	Oswaldo Layes and wf. Theresa, 112 Mitchell St.		2,939	850.00	850.00	1,700.00
45	577	Robert E. Daly and Joseph W. Zabetta, 263 Black- stone Street		2,381	640.00		640.00
45	609	Susie and Joan Whetstone, 388 Blackstone St.		2,767	740.00		740.00
45	614	Angelo Ferri and wf. Germaine, 494 A. Lincoln Ave., Warren		2,767	740.00	940.00	1,680.00
45	626	Vincent A. Arbige, 318 Blackstone St.		3,689	960.00		960.00
45	640	Emanuel Johnson, Chester at Milk Street		12,624	1,910.00		1,910.00
45	675	Leon F. Desroches and wf. Jean, 67 Buttonwoods Ave., Warwick		5,115	1,060.00	3,190.00	4,250.00
45	680	William Pierce and Virginia Pierce, 8 Marlborough Ave.		4,250	1,060.00	2,760.00	3,820.00
45	714	Natalie Adams, 28 St. James St.		3,524	960.00	210.00	1,170.00
45	716	Rhody Building and Investment Corp., 6 Mt. Vern- on St.		3,451	960.00		960.00
45	717	Re New Development Corp., 10 Mt. Vernon St.		3,451	960.00	2,340.00	3,300.00
45	721	Michael A. McDonough Est., 28 Mt. Vernon St.,		3,200	850.00	8,710.00	9,560.00
45	724	Malcolm G. Power and wf. Elvira, 29-31 Glenham St.		3,543	960.00		960.00
45	725	Mary and F. McDonough Est., 25-27 Glenham St.		3,494	960.00		960.00
45	726	Robert S. Ortoleva, 23 Glenham Street		3,883	960.00		960.00
45	735	Arthur Germain and wf. Arlene L., 19 St. James St.		3,020	850.00		850.00
45	736	Frank Simes and Susan, 21 St. James St.		3,020	850.00		850.00
45	737	Frank Simes and wf. Susan J., 23 St. James Street ..		2,897	850.00		850.00
45	756	Rhody Building and Investment Corp., 317 Willard Ave.		2,199	640.00		640.00
45	779	Peter F. & Joan Sano, 85 Staniford St.		3,511	960.00		960.00
45	784	Vincent Rotondo, P.O. Box 7074, Johnston, 735 Cen- tral Ave.		2,665	740.00		740.00
45	792	Tommie J. Smith & wf., 68 Taylor St.		2,520	740.00		740.00
46	267	Floyd M. White, 10-12 Alphonso St.		5,000	1,060.00	3,080.00	4,140.00
46	270	Arthur and Ruby Lawrence, Rhodes St.		4,743	1,060.00	2,980.00	4,040.00
46	287	Leona B. Westgate, 225 Public St.		3,338	850.00		850.00
46	382	Delia A. Moran Est., 336 Plain St.		4,300	1,060.00		1,060.00
46	392	Abraham Belilove, 38 Temple St.		4,200	1,060.00		1,060.00
46	502	Robert M. Robertson and wf. Pauline, 264 Rhodes St.		4,604	1,060.00		1,060.00
47	22	Shirley Rocchio, 262 Sayles Street		1,742	210.00		210.00
47	116	W. and M. Carroll Ests., 189 Swan St.		5,001	1,060.00		1,060.00
47	117	M. E. Fauls Est., 193 Swan St.		4,993	1,500.00		1,500.00
47	742	Ernest E. Cormier and wf., 398 Cahill Street		3,200	850.00		850.00
47	743	Ernest E. Cormier and wf., 402 Cahill Street		3,200	850.00		850.00
47	744	Muratore Agency, Inc., 408 Cahill St.		2,960	850.00		850.00
47	745	Muratore Agency, Inc., 408 Cahill St.		1,333	210.00		210.00
47	751	John A. Flynn, Anna Flynn and Teresa Clark, 133 Oxford Street		3,200	850.00		850.00

Table 1—Continued

REAL ESTATE

REAL PROPERTY ACQUIRED BY CITY AT TAX SALE

Authority of Chapters 32 General Laws of 1938, 695 Public Laws of 1935, 188 Public Laws of 1946

Property held by the City on June 30, 1976

Assessor's Plat No.	Lot No.	Assessed Owner at Time of Tax Sale	LOCATION	Area square feet	ASSESSOR'S VALUATION		
					Land	Buildings	Total
47	758	Rose Braga, 12 Searle St.		2,820	740.00	2,760.00	3,500.00
48	164	Wilfred A. Langford, 316 Sayles Street		5,047	1,060.00		1,060.00
48	165	Jose A. Alice Yglesias, 315 Sayles St.		2,900	850.00	2,550.00	3,400.00
48	167	Willie J. W. Whetstone and John B. Wnetstone, 307-309 Sayles St.		3,195	850.00		850.00
48	206	John J. Moosey and wf. Natalina, 321 Swan Street		3,200	850.00		850.00
48	218	David L. Russell and wf. Rosie M., 361 Cahill St.		2,226	640.00		640.00
48	245	Thomas A. Ryan and wf. Mary D., 80-82 Trask St.		4,615	1,060.00		1,060.00
48	252	Derby Construction Co., 81 Trash St.		3,200	850.00		850.00
48	278	Robert F. Christie & wf., 335 Plain St.		3,499	960.00		960.00
48	290	Benjamin A. Hazard and wf. Edith, 76 Rugby St.		3,322	850.00		850.00
48	295	Vincent N. Hunte and Sharon E. Hunte, 113 Com- stock Ave.		5,000	1,060.00		1,060.00
48	303	Delia A. Moran Est. 336 Plain St.		3,502	960.00		960.00
48	325	Unity Lodge I.O.O.F., 109 Potters Avenue		5,674	1,170.00		1,170.00
48	328	Rhody Building and Investment Corp., 56 Ocean St.		4,627	1,060.00		1,060.00
48	365	Norman F. Tremblay, 147 Ocean Street		3,800	960.00		960.00
48	377	Walter J. Fisk, Jr., 97 Ocean St.		4,230	1,060.00		1,060.00
48	385	Trans-American Oil, 61 Ocean St.		3,800	640.00		640.00
48	386	Estelle L. Sullivan, 61 Ocean St.		3,800	960.00		960.00
48	392	Audre A. Cockran, 33 Ocean St.		4,135	1,060.00		1,060.00
48	396	Petrunella Luchka Est., 15-17 Ocean St.		3,983	1,060.00		1,060.00
48	407	Joseph T. Antonucci and William E. Seymour, 422 Public Street		4,562	1,060.00	430.00	1,490.00
48	441	Anna Zukerberg, 74-76 Burnside St.		3,800	960.00		960.00
48	472	Rhody Building and Investment Corp., 153-5 Burn- side St.		3,935	960.00		960.00
48	522	Patrick J. McAlister Est., 108 Miner St.		2,444	740.00		740.00
48	523	Edward Knox, Miner St.		1,955	640.00		640.00
48	551	Charles H. Weissman and wf. Barbara, 20 Hollis Dr., Cranston		3,200	850.00		850.00
48	565	Samuel H. Wilk, 543 East Ave., Pawtucket		3,200	850.00		850.00
48	567	Gertrude A. Davoren Est., 373 Sayles St.		3,200	850.00		850.00
48	596	Elizabeth A. Gallagher, 206 Oxford St.		3,200	850.00		850.00
48	607	Albert E. Davis and wf. Beverly A., 37-39 Harriet St.		3,200	850.00		850.00
48	608	Joseph J. Carroll and wf. Jeanette and John Fon- seca and wf. Louise, 33 Harriet St.		3,200	850.00	2,550.00	3,400.00
48	610	Andres A. Rivera and wf. Romona, 27 Harriet St.		3,200	850.00	2,550.00	3,400.00
48	619	A & Z Realty Co., 380 Prairie Ave.		3,200	850.00		850.00
48	633	Frank C. Lozis, 436 Prairie Ave.		3,200	850.00	1,490.00	2,340.00
48	640	Thomas F. Gallagher Est., 464 Prairie Ave.		3,200	850.00		850.00
48	647	Esther M. Thompson, 492 Prairie Ave.		3,200	850.00	2,760.00	3,610.00
48	680	Joseph Philips and wf. Marie, 350 Prairie Ave.		4,600	1,060.00		1,060.00
48	703	Helen C. L. Christy, 151½ Potters Avenue		1,989	640.00		640.00
48	715	Abraham Mayburg, 1401 Warwick Ave., Apt. 321, Warwick		5,109	1,060.00		1,060.00
48	721	Abraham Mayburg, 1401 Warwick Ave., Apt. 321, Warwick		1,643	530.00		530.00
48	721	Abraham Mayburg, 1401 Warwick Ave., Apt. 321, Warwick		2,760	740.00		740.00
48	745	Mary A. Leonard Est. and W. A. Leonard Est., 143 Potters Ave.		4,706	1,060.00		1,060.00
48	780	Edward Pires and wf. Alice C., 80 Fales Rd., Bristol		3,200	850.00		850.00
48	781	Saints Sahag and Mesrob Armenian Apostolic Church, 70 Jefferson St.		3,200	850.00		850.00
48	794	Horopsime Kocaoglan, 171 Potters Ave.		4,095	1,060.00		1,060.00
48	889	Robert Yergeau and wf. Bertha M., 111 Houston St.		3,200	850.00		850.00
48	890	Robert Yergeau and wf. Bertha M., 111 Houston St.		3,200	850.00	2,020.00	2,870.00
48	922	George Cabral, 374 Public Street		4,826	1,060.00		1,060.00
48	928	Donald R. Lane and wf. Patricia, 62 Saratoga St.		1,857	640.00		640.00
48	936	Andrew Santangini and wf. Grace, 306 Public Street		6,413	1,280.00		1,280.00
48	939	Earl H. Bright, Jr., Inc., 290 Public St.		14,204	2,020.00	72,780.00	74,800.00

Table 1—Continued

REAL ESTATE

REAL PROPERTY ACQUIRED BY CITY AT TAX SALE

Authority of Chapters 32 General Laws of 1938, 695 Public Laws of 1935, 1800 Public Laws of 1946

Property held by the City on June 30, 1976

Assessor's Plat No.	Lot No.	Assessed Owner at Time of Tax Sale	LOCATION	Area square feet	ASSESSOR'S VALUATION		
					Land	Buildings	Total
48	957	Ronald Taylor, 21 Salisbury St.		3,000	850.00	1,280.00	2,130.00
48	996	Abraham Mayburg, 1401 Warwick Ave., Apt. 321, Warwick		3,568	960.00		960.00
48	1026	Leonard W. Hayward, 192 Saratoga Street		2,640	740.00		740.00
48	1029	Rafall Peralta and wf. Andrea, 12 Myrtle St.		3,655	960.00	1,280.00	2,240.00
48	1030	James F. Littlejohn and wf. Patricia G., 26 Baxter St.		4,255	1,060.00		1,060.00
48	1054	Maria D. Razza, 26 Potter St., Cranston		3,600	960.00		960.00
49	232	Bucklin Associates of Providence, 9 Rear Redwing St.		3,891	640.00		640.00
49	260	Edmond A. Brisson, 40 Niagara St.		2,225	1,380.00	640.00	2,020.00
49	298	Joseph H. Potter and wife Joyce E., 44 Laura St.		2,709	740.00		740.00
49	302	Urban Realty Co., 28 Carter St.		6,500	1,280.00		1,280.00
49	318	John Quigley and wf. Jacqueline M., 51 Mitchell St.		3,160	1,700.00		1,700.00
49	367	Evelyn F. Lawton, 41-43 Redwing Street		5,460	1,170.00		1,170.00
49	400	Roosevelt Bates and wf. Beverly, 395 Potters Ave.		3,440	960.00		960.00
49	418	Jordan B. Kirshenbaum, 114 Mitchell Street		4,000	1,910.00		1,910.00
49	496	Urban Realty Co., 73 Mawney St.		10,893	3,400.00	13,810.00	17,210.00
49	514	Biltmore Furniture Co., 523 Main St., Pawtucket		4,423	1,060.00		1,060.00
49	561	George W. Hauser and Louis Pistachio, 53 Red- wing St.		5,200	1,060.00		1,060.00
49	564	Thomas Buckley and wf. Veronica		2,881	850.00		850.00
49	567	Alton A. Stuckley and Barbara O., 30 Niagara St.		1,775	1,060.00		1,060.00
49	569	Frank W. Hennessey, Jr., 31 Burnett St.		1,050	320.00		320.00
49	570	Max Gordon, 32 Niagara St.		2,000	1,280.00	530.00	1,810.00
49	571	Edmond A. Brisson, 36 Niagara St.		2,000	1,280.00	530.00	1,810.00
53	4	I Kaufman, 9 Husted Ct.—Rear		143	30.00		30.00
53	93	Violet Ajootian, 158 Gallup St.		3,000	850.00		850.00
53	138	Mary L. Lasso, 130 Colfax Street		3,550	960.00		960.00
53	155	Thomas P. Rattenni, 22 Westhand Rd., Lincoln		2,400	640.00		640.00
53	156	Roger Smith and wf. Agnes, 332 Thurbers Ave.		2,400	640.00		640.00
53	182	Jordan B. Kirshenbaum and wf. Myrna, Rear 45 Atlantic Ave.		2,075	1,280.00		1,280.00
53	477	E. Chapdelaine, 26 Rodman St.		1,598	370.00		370.00
53	497	Eugene Harrison and wf. Doreen M., King Rd., Foster		3,998	2,870.00		2,870.00
53	667	John Lenzen and wf. Toni S., 223 Messer St.		3,003	850.00		850.00
53	671	Centerville Savings Bank, Price St.		30	110.00		110.00
54	47	Arthur C. St. Thomas and wf. Susan M., 61 Blanding Ave., Barrington		3,421	960.00		960.00
54	50	Joseph Woods and wf. Marie		3,426	960.00	2,440.00	3,400.00
54	64	Willie Adams and wf. Ernestine, Millard St.		3,020	850.00		850.00
54	91	Marion H. Kingston Estate, 84 Gallup St.		3,000	850.00		850.00
54	123	Frances Davis, 186 Ocean Street		2,520	740.00		740.00
54	248	Helen F. LaBelle, 52 Baxter St.		1,828	640.00		640.00
54	249	Helen F. LaBelle, 52 Baxter St.		3,000	850.00	210.00	1,060.00
54	250	Gordon L. Chamberlain and wf. Sharon R., 77 Col- fax St.		3,000	850.00		850.00
54	253	Allegra Hazard, 89 Colfax St.		1,575	530.00		530.00
54	275	George E. Malley Est. and James J. Malley, 215 Burnside Street		3,422	960.00		960.00
54	279	Bartholomew E. Quigley, et. al., 217 Ocean tSreet		2,512	740.00		740.00
54	462	Mary M. Greene, 89 Colfax St.		1,425	320.00		320.00
54	565	Vincenzo D'Errico and wf. Grazia, Pavilion Ave.		1,910	640.00		640.00
54	585	Willie Adams and wf. Ernestine, 19 Millard St.		3,280	960.00		960.00
54	648	Howard S. Pendleton, 146 Rugby St.		3,600	960.00		960.00
54	649	Takouay Zarasian, 140 Rugby St.		3,600	960.00		960.00
54	697	Giralomo Sciammacco, 32 Nebraska St.		5,000	1,060.00		1,060.00
54	705	George H. Washington and wf. Marilyn, 183 Cali- fornia Ave.		4,200	1,060.00		1,060.00
54	754	Howard E. Allen and wf., 82 Rugby St.		3,690	960.00	2,760.00	3,720.00
54	759	Jean Carbone, 2 & 4 Richardson St.		5,000	1,060.00		1,060.00
54	762	David N. Lawrence, 30 Richardson St.		3,925	960.00	2,660.00	3,620.00

Table 1—Continued

REAL ESTATE

REAL PROPERTY ACQUIRED BY CITY AT TAX SALE

Authority of Chapters 32 General Laws of 1938, 695 Public Laws of 1935, 188 Public Laws of 1946
Property held by the City on June 30, 1976

Assessor's Plat No.	Lot No.	Assessed Owner at Time of Tax Sale	LOCATION	Area square feet	ASSESSOR'S VALUATION		
					Land	Buildings	Total
54	778	Rhody Building and Investment Corp., 137-139 Pa-	villion Ave.	3,343	850.00		850.00
54	802	Arthur N. Corcoran, 11 Lexon Ave.		429	110.00		110.00
54	816	Arthur N. Corcoran, 11 Lexon Ave.		3,143	850.00	2,980.00	3,830.00
54	817	Arthur N. Corcoran, 11 Lexon Ave.		3,261	850.00		850.00
54	831	John F. Thompson, 235 Thurbers Ave.		3,600	960.00		960.00
54	850	Benjamin A. Hazard and wf. Edith, 76 Rugby St.		3,757	960.00		960.00
54	875	Annie L. Morgan, 1 Dayton Court		3,158	850.00		850.00
54	879	William O. Morgan and Annie M. Sparrow, 2 Day-	ton Court	2,616	740.00		740.00
56	64	City of Prov. and H. O. Walster, 26 Chapman St.		4,000	600.00		600.00
57	35	Willie J. and John B. Whetstone, 686 Prairie Ave.		3,325	850.00	40,040.00	40,890.00
57	71	Sidney Feldman, Rear 146 Pavilion Ave.		2,250	320.00		320.00
57	78	Caroline M. Silvia, 178 Pavilion Ave.		4,000	1,060.00		1,060.00
57	81	Patrick H. Quinn et al., 184 Pavilion Ave.		1,111	210.00		210.00
57	82	Patrick H. Quinn et al., 186 Pavilion Ave.		3,910	960.00		960.00
57	94	Bennie Wood, 692 Prairie Ave.		4,000	1,060.00		1,060.00
57	114	W. McDonald Est., 121 Byfield St.		5,000	1,060.00		1,060.00
57	126	Sarah J. McLachlan, 69 Byfield St.		3,225	640.00		640.00
57	128	Sarah J. McLachlan, 1095-1097 Eddy St.		2,829	740.00		740.00
57	129	Sarah J. McLachlan, 1099-1101 Eddy St.		2,247	640.00		640.00
57	317	Henry J. Matteau and wf. Marilyn, 170 Rugby St.		1,690	210.00		210.00
58	302	T. O'Leary, 134 Johnson St.		3,200	2,550.00		2,550.00
58	303	T. O'Leary, 136 Johnson St.		3,200	2,550.00		2,550.00
59	151	John G. Robellard and Eva I. Larsh, 28 Cyr St.		5,400	3,400.00	5,420.00	8,820.00
61	24	J. M. Dean, 9 Morgan St.		3,039	840.00		840.00
61	316	Delia Gardner (Rear) Roger Williams Ave.		144	210.00		210.00
61	391	Emily H. Paine, 72 Rutherglen Ave.		1,000	1,060.00		1,060.00
62	188	Thomas J. Banahan Est., 124 Bowdoin St.		2,800	1,590.00		1,590.00
62	241	J. F. Bowen, 96 Barstow St.		3,193	610.00		610.00
62	273	J. F. Bowen, 123 Amherst St.		3,325	80.00		80.00
62	285	Salonga Farms Inc., 119-121 Bowdoin St.		3,800	1,910.00		1,910.00
64	533	Ind. Real Estate Inv. Co., Erastus St.		163	110.00		110.00
64	534	Ind. Real Est. Inv. Co., Erastus St.		140	110.00		110.00
65	124	Thomas D. Antonelli and Linn S. Greene, 43 Har-	old Street	4,046	1,910.00		1,910.00
65	651	Suburban Land Co., 12-14 Dorr St.		3,200	1,700.00		1,700.00
65	672	Edward DeLorenzo, 64 Rill St.		3,062	450.00		450.00
66	162	Michele Storti Est., Catskill Street		114	110.00		110.00
66	329	Jordan B. Kirshenbaum and wf. Myrna, Ayrault St.		240	110.00		110.00
67	163	Lloyd A. G. Rustigan, 120 W. Park Street		2,000	640.00		640.00
67	211	Lloyd A. G. Rustigan, 120 (rear) W. Park Street		2,000	640.00		640.00
67	245	Lloyd A. G. Rustigan, 31 Okie Street		3,520	1,060.00		1,060.00
68	91	P. Berger Est., 21 Rear North Davis St.		192	430.00		430.00
68	110	C. Fairbrother, 15 Matthew St.		2,400	350.00		350.00
68	115	J. E. O'Donnell et al., 26 Vesta St.		3,246	1,700.00		1,700.00
68	116	J. E. O'Donnell et al., 22 Vesta St.		2,790	1,590.00		1,590.00
68	119	J. E. O'Donnell et al., 16 Vesta St.		8,650	2,980.00		2,980.00
68	121	J. E. O'Donnell et al., 10 Vesta St.		2,480	1,490.00		1,490.00
68	128	Celia M. Villegas, 117 Cadorna St., E. Providence		2,400	1,490.00		1,490.00
68	129	Celia M. Villegas, 117 Cadorna St., E. Providence		2,400	1,490.00		1,490.00
68	130	Samuel Robinson Est., 9 Vesta St.		1,840	270.00		270.00
68	136	J. E. O'Donnell et al., 20 Wiley St.		2,825	1,590.00		1,590.00
68	137	J. E. O'Donnell et al., 17 Vesta St.		15,977	2,130.00		2,130.00
68	138	E. Feiner wf Lewis, 14 Wiley St.		2,400	350.00		350.00
68	139	J. E. O'Donnell et al., 12 Wiley St.		480	320.00		320.00
68	157	Victor Coelho, Filmore St.		3,000	1,700.00	1,490.00	3,190.00
68	231	M. A. Harvey Est., Derry St.		2,527	1,490.00		1,490.00
68	335	L & C Realty, 193 Smith St.		2,114		2,750.00	2,750.00
68	446	John Ukljewski, Delhi and Dan Sts.		1,855	1,170.00		1,170.00
68	478	D. Gitter, 336 Chalkstone Ave.		2,381	400.00		400.00
68	506	A. Johnston, 31 Wayne St.		2,323	1,380.00		1,380.00
68	509	W. R. Berry Est., 35 Wayne St.		2,380	1,490.00		1,490.00
68	516	Joseph Russell, 74 Wayne Street		3,012	1,700.00		1,700.00

Table 1—Continued

REAL ESTATE

REAL PROPERTY ACQUIRED BY CITY AT TAX SALE

Authority of Chapters 32 General Laws of 1938, 695 Public Laws of 1935, 1800 Public Laws of 1946

Property held by the City on June 30, 1976

Assessor's Plat No.	Lot No.	Assessed Owner at Time of Tax Sale	LOCATION	Area square feet	ASSESSOR'S VALUATION		
					Land	Buildings	Total
69	240	Horace A. Aldrich, 30 Camden Avenue		3,200	2,760.00		2,760.00
69	591	Providence Life Insurance of R.I., 57 Osborne St....		4,000	1,910.00		1,910.00
70	90	Harris Land Co., 18 (Rear) Veto St.		400	30.00		30.00
70	405	Armistice Neycherlian, 16 Leading St., Johnston.....		4,000	1,910.00		1,910.00
70	451	Harris Land Co., 88 Suffolk St.		4,000	1,120.00		1,120.00
70	516	Harris Land Co., 110 Pungansett St.		3,893	1,090.00		1,090.00
70	574	Harris Land Co., 99 Donelson St.		4,000	1,120.00		1,120.00
70	579	Harris Land Co., 91 Suffolk St.		4,000	1,120.00		1,120.00
71	474	Maria D'Alessandro, 25 Ledge Street		7,060	2,760.00		2,760.00
76	49	E. McCrillis, 149 Cornwall St.		12,000	600.00		600.00
76	287	Dennis Phency, 105 Salina St.		3,200	2,550.00		2,550.00
78	195	Joseph F. Prete, 1107 R. Douglas Avenue.....		8,617	960.00		960.00
80	92	Timothy Votta et al., Bullocks Ave.		3,220	320.00		320.00
80	93	Timothy Votta et al., Bullocks Ave.		2,940	320.00		320.00
80	94	Timothy Votta et al., Bullocks Ave.		2,660	320.00		320.00
80	95	Timothy Votta et al., Bullocks Ave.		2,320	210.00		210.00
80	98	Est. of Domenico Votto, Bullock Avenue.....		1,606	210.00		210.00
80	99	Timothy Votta et al., Bullocks Ave.		3,325	320.00		320.00
80	100	Timothy Votta, et.al., 1 Bullock Avenue		4,140	430.00		430.00
80	101	Timothy Votta, et.al., Bullock Avenue		4,680	430.00		430.00
80	543	F. Curzio, Gerardi Ave.		3,280	320.00		320.00
80	588	Beneditto De Sorro, Walsh St.		3,280	320.00		320.00
80	717	George C. Calef, et al., Dunbar St.		160	110.00		110.00
86	613	Alton Realty, Alton Rd.		707	740.00		740.00
87	4	Ortoleva Realty Co., 386 New York Ave.....		3,200	2,550.00		2,550.00
89	289	Romeo S. Picerne et al, Thurston St.....		46	110.00		110.00
89	290	Romeo S. Picerne et al, Sawyer St.....		46	110.00		110.00
90	6	Jacqueline S. Wiesel, 42 Blue Ridge Rd., Cranston....		1,000	850.00		850.00
90	30	A. Anthony Est., Rear Wentworth Ave.		101	60.00		60.00
90	72	N. E. Land Co., Edgewood Blvd.		740	110.00		110.00
94	203	A. Ciccola, 144 Ortoleva Drive		10,360	4,040.00		4,040.00
94	277	Jos. V. Ortoleva Est., Hillcrest Ave.....		3,200	2,130.00		2,130.00
94	278	Jos. V. Ortoleva Est., Hillcrest Ave.....		3,200	2,130.00		2,130.00
94	389	Joseph V. Ortoleva, Freedom Rd.		3,219	2,230.00		2,230.00
94	595	Victory Land Co., 16 Imera Ave.		4,010	3,930.00		3,930.00
94	601	Victory Land Co., 24 Imera Ave.		2,556	2,980.00		2,980.00
94	604	Victory Land Co., 40 Imera Ave.		3,000	1,910.00		1,910.00
94	605	Victory Land Co., 44 Imera Ave.		3,000	1,910.00		1,910.00
94	608	Victory Land Co., 50 Imera Ave.		3,211	2,020.00		2,020.00
94	703	Josephine C. Ortoleva, Freedom Road		4,110	350.00		350.00
95	480	Joseph V. Ortoleva, Est., Ridgeway Avenue		3,888	2,870.00		2,870.00
95	481	Jos. V. Ortoleva, et al, Ridgeway Ave.....		3,199	2,550.00		2,550.00
97	210	Adelaide Varone, Langdon Street		97	110.00		110.00
97	525	A. P. Hoffman, MacGregor St.		400	60.00		60.00
97	526	A. P. Hoffman, MacGregor St.		200	80.00		80.00
98	212	J. Hainsworth, 27 Rear Langdon St.		309	110.00		110.00
99	100	A. Johnston, 142 Sherwood St.		5,360	640.00		640.00
99	101	A. Johnston, 138 Sherwood St.		3,520	530.00		530.00
99	102	A. Johnston, 134 Sherwood St.		3,760	1,060.00		1,060.00
99	261	Harris Land Co., 65 Anchor St.		3,200	640.00		640.00
104	453	Pasco Paolissi and wf. Concetta R., 147 Elmdale Ave.		4,000	2,870.00		2,870.00
105	221	W. J. Hamilton, Est., Magnolia Street		546	430.00		430.00
105	233	John Lapinski and wf. Margaret, 23 Judith St.		2,760	1,490.00		1,490.00
105	350	Ajootian, V., 11 Whittier Avenue		4,900	1,490.00		1,490.00
105	367	Concetta Loffredo, 39-41 Heath Street		2,500	1,490.00		1,490.00
105	417	J. J. Burdick et al., Kelly St.		520	50.00		50.00
105	419	A. MacDonald, 28 Eastwood Ave.		5,000	210.00		210.00
105	420	A. MacDonald, 32 Eastwood Ave.		5,000	210.00		210.00
105	421	A. MacDonald, 36 Eastwood Ave.		5,000	210.00		210.00
105	422	A. MacDonald, 40 Eastwood Ave.		5,000	210.00		210.00
109	312	Santa Paccasassi, 7 Wakefield Avenue		3,200	2,550.00		2,550.00
109	373	Italo Cafaro and wf. Barbara, next to No. 9 Hill- hurst Avenue		1,700	850.00		850.00

Table 1—Continued

REAL ESTATE

REAL PROPERTY ACQUIRED BY CITY AT TAX SALE

Authority of Chapters 32 General Laws of 1938, 695 Public Laws of 1935, 1800 Public Laws of 1946

Property held by the City on June 30, 1976

Assessor's		Assessed Owner at Time of Tax Sale	LOCATION	Area square feet	ASSESSOR'S VALUATION		
Plat No.	Lot No.				Land	Buildings	Total
109	529	Bonded Mun. Corp., What Cheer Ave.		151	110.00		110.00
110	70	R. Iannozzi and wf., C., Mercy St.		240	50.00		50.00
110	322	Filomeno Caputo, 92 Prudence Ave.		4,351	3,080.00		3,080.00
113	33	A. Scott, 75 Kinfield St.		4,500	2,130.00		2,130.00
113	34	A. Scott, 71 Kinfield St.		4,500	1,910.00		1,910.00
114	66	Charles H. Davis, Celia St.		930	530.00		530.00
114	227	Violet Ajootian, King Philip Street		4,500	3,080.00		3,080.00
115	272	Loreto Volpe Estate, Springfield St.		2,800	2,340.00		2,340.00
119	205	A. E. Harris, Liege St.		376	30.00		30.00
119	206	A. E. Harris, Venice St.		188	30.00		30.00
119	207	A. E. Harris, Venice St.		376	30.00		30.00
119	208	A. E. Harris, Mowry St.		218	30.00		30.00
122	110	N. E. Land Co., Longwood Ave.		4,000	800.00		800.00
123	29	J. Molloy, Veazie St.		450	160.00		160.00
123	113	D. F. Roper Est., 133 Sunbury St.		3,200	610.00		610.00
123	173	G. A. Mercurio Est., 793 River Ave.		3,860	2,870.00		2,870.00
123	174	G. A. Mercurio Est., 797 River Ave.		3,860	2,870.00		2,870.00
126	20	R.I. Ice Co., Rear Reservoir Ave.		1,125	110.00		110.00
126	276	Fernando Ronci and wf. Maria, 241 Reservoir Ave..		21,333		96,050.00	96,050.00
Total Real Property Acquired by City at Tax Sale				1,929,129	\$ 589,760.00	\$ 563,290.00	\$ 1,153,050.00

TRUST AND SPECIAL FUNDS

DEXTER DONATION

Real Estate at June 30, 1976

The following property was devised to the Town of Providence, in the year 1824, by the will of Ebenezer Knight Dexter, Esq. (See City Auditor's Annual Report for 1864.)

Assessor's Plat No.	Lot No.	LOCATION	Area square feet	ASSESSOR'S VALUATION			NAMES OF TENANTS	Rent per Annum *	Term of Lease, Years*	Lease Terminates
				Land	Buildings	Total				
32	200	Dexter and Parade Streets, Hollywood Road and State Armory	†395,410	\$ 131,480.00	\$ 131,480.00	Dexter Training Ground. A Bronze statue of Ebenezer Knight Dexter, donated by Henry C. Clark, is located on this field
8	243	Doyle Ave., south side	†8,948	1,680.00	1,680.00	Patrick A. Quinton and wife Mary A.	120.00	†...
32	212	Cranston Street	†6,274	3,300.00	3,300.00	Ortoleva Realty Co.	250.00	40	May 20, 1976
32	239	Harrison Street, west side	†5,031	1,490.00	1,490.00	Joseph Laudini and wife, Lucy	75.00	40	Jan. 1, 1990
32	240	Harrison Street, west side	†5,031	1,490.00	1,490.00	Fernand P. Ledoux	75.00	40	Jan. 1, 1990
32	245	Harrison Street, west side	†5,528	2,100.00	2,100.00	John Cutroneo & wife, Louise	75.00	40	Feb. 1, 1990
32	250	Harrison Street, west side.....	†5,528	2,100.00	2,100.00	Frank D. McKendall, Inc.	75.00	40	Aug. 1, 1977
32	253	Durfee Street	†3,091	690.00	690.00	Mrs. Walter I. Pearce	50.00	†...
32	282	Hammond Street, west side.....	†5,032	1,490.00	1,490.00	Frank D. McKendall, Inc.	75.00	40	Nov. 1, 1980
32	283	Hammond Street, west side.....	†5,032	1,490.00	1,490.00	Frank D. McKendall, Inc.	75.00	40	May 1, 1985
32	293	Hammond Street, west side.....	†16,583	4,480.00	4,480.00
Total Dexter Donation			461,488	\$ 151,790.00	\$ 151,790.00	\$870.00	Exhibit G	

†Actual survey by City Engineers.

Lot 270, Plat 32, and a small portion of Lot 272, condemned by State of Rhode Island for military purposes (U. T. A.) in 1918.

*All estates leased for forty years are subject to an additional sum equal to the annual city tax.

‡New leases under consideration.

Table 2

PRODUCTIVE REAL ESTATE

TENANTS	LOCATION	Rent per Annum	Term of Lease, Years	Termination of Lease
Income to City of Providence:				
Ace Warehouse of R.I.	Building No. 3, Municipal Wharf.....	\$ 41,058.00	10	Dec. 31, 1978
Ace Warehouse Co. of R. I.	Land at Fields Point	18,000.00	5	Dec. 31, 1978
American Locomotive Co.	Land on Valley Street	48.00	Year to Year
Applegate, Ruth	Land and Building, Richardson St.....	1.00	5	May 1, 1981
Bettencourt, Mildred	Land, southeast side of East George St.	50.00	
Bettencourt, Mildred	East River Street	180.00	
Brewster Building Materials Co., Inc.	Land at Fields Point	11,167.64	5	Aug. 14, 1976
Caruso's Continental Restaurant	Land Southerly of Barstow St.	1,000.00	5	Oct. 31, 1981
Charron Supply Co.	Land at Potters Ave.	100.00	1	
Correira, Leo	Building, Southerly Side of Water- man Street	240.00		Month to Month
N.E. Bituminous Terminal Corp.....	Land at Fields Point	16,966.40	20	June 30, 1981
Federal Hill Business Men's Association	Land at northerly side of Atwells Ave.	500.00	1	May 13, 1977
Fields Point Mfg. Co.	Land at Fields Point	6,906.96	5	March 21, 1979
James C. Goff Co.	Land on Reservoir Avenue	25.00	
Doctor Tandredi G. Granata Medical Clinic, Inc.	Grove St. Elem. School	1.00	3	Feb. 1, 1977
Head Start Bd. of Directors, Inc.....	Temple Street School	1.00	1	
Holy Rosary Band	Land and Building, India St.	1.00	5	Nov. 1, 1980
Ladish, Anthony F. & Dorothy M.	Land, junction of Harris and Kinsley Avenues.	900.00	10	Sept. 14, 1977
Ladish, Anthony F. & Dorothy M.	Land adjoining above	650.00	10	Sept. 14, 1977
Lehigh Portland Cement	Land at Fields Point	11,200.00	10	Mar. 31, 1981
George Mann & Co., Inc.	Land at Fields Point	5,400.00	20	Mar. 31, 1985
Marquette Cement Manufacturing	Easement at Fields Point	500.00	30	July 27, 1991
Marr Scaffolding Co.....	Land at Fields Point	8,088.00	5	Mar. 11, 1980
Medeiros, Manuel	Land at Public and Burnett Streets...	1,202.00	5	
Metals Processing Company	Land at Fields Point	640.48	20	Jan. 1, 1990
Metals Processing Co.....	Land at Fields Point	56,000.00	20	Dec. 31, 1989
Metals Processing Co.....	Land at Fields Point	1,080.00	20	Dec. 31, 1989
Metals Processing Company	Land at Fields Point	33,958.80		Nov. 1, 1984
McKenna-McAllister Post No. 592, V.F.W.	Seventh Ward Room Bldg.	600.00	3	
Moakler, John W.	Promenade Street	75.00	
Mobil Oil Corporation	Land, junction Harris & Kinsley Aves.	3,000.00	5	
Mt. Hope Day Care Center.....	Montague St. School.....	1.00	5	March 31, 1979
John J. Orr & Sons, Inc.	Land at Municipal Pier	1,600.00	20	Oct. 31, 1979
John J. Orr & Sons, Inc.	Land at Fields Point	50,400.00	5	Oct. 14, 1979
John J. Orr and Sons, Inc.....	Land at Fields Point	6,726.50	5	Aug. 1, 1976
P.B. Oil Corporation	Land at Fields Point	50,000.00	10	Dec. 31, 1979

Table 2—Continued

PRODUCTIVE REAL ESTATE

TENANTS	LOCATION	Rent per Annum	Term of Lease, Years	Termination of Lease
Perrotti, Alfred P. & Elizabeth	Neutaconkanut Park	50.00	5	
Petrolane Incorporated	Land at Fields Point	56,284.00	20	May 12, 1991
Providence Bowling Green Club	Neutaconkanut Park	1.00 Per year Per member	...	
Providence Fruit and Produce Bldg., Inc.	Harris Avenue	1,750.00	...	
Providence Preservation Society	Old Meeting Street School	1.00	...	Year to Year
Providence Public Library	Wickenden Street	1.00	...	Year to Year
Pullman Pancake House	Land adjoining diner, Broad Street...	600.00	...	
Rhode Island Association for Retarded Children...	Putnam Street School	1.00	20	July 31, 1980
R. & J. Realty	Land Collyer Street	1,500.00	5	Dec. 1, 1979
A. F. Rotelli & Sons, Inc.	Portion of Collyer Park	180.00	20	Oct. 31, 1979
St. Adalbert's Church Corp.	Old Police Station, northwest corner, Capron and Chaffee Streets	1.00	20	Jan. 31, 1983
Sullivan, Daniel L.	Elmwood and Potters Avenue	1,700.00	30	June 29, 1999
Sun Oil Company	Land at Fields Point	30,000.00	20	June 30, 1981
Sun Oil Company	Land Fields Point	4,500.00	5	Mar. 1, 1978
Tavarozzi, Edward J.	Land, Diamond Street	50.00		
Tessitore, Alfredo	Land at Pleasant Valley Parkway...	100.00	...	
Jones, W.H. and Linda R.	Land northwesterly corner of South Court and Wheaton Streets.....	1.00		
G. E. Wilson Company	Land at Fields Point	11,972.56	20	Mar. 31, 1985
Total		\$436,960.34		
Income to Water Works (Scituate Property):				
Brown, Arthur L.	Hopkins Avenue—Lot 708	\$ 180.00		
Clarke, Elton L.	Elmdale	12.00		
North Scituate Fire Dept. No. 1.....	Scituate	2.36		
Diocese of R. I.	Danielson Pike, Scituate	10.72		
Diocese of R. I.	Danielson Pike, Scituate	6.85		
Diocese of R. I.	Danielson Pike, Scituate	2.90		
St. Joseph's Church Corporation	North Scituate	4.13		
Town of Scituate	Rear of Town Hall	7.60		
Town of Smithfield	Land at Longview Reservoir	10.00		
City of Cranston	Land at Aqueduct Reservoir	10.00		
Narragansett Electric Co.		34.50		
Total		\$ 281.06		

Table 3

SUMMARY OF INVENTORIES OF PERSONAL PROPERTY

June 30, 1976

Board of Canvassers and Registration		\$ 12,005.00
Board of Review—Zoning		2,134.00
Building Inspection Department:		
Administration	\$ 9,563.00	
Structures and Zoning	2,208.00	
Plumbing, Drainage and Gas Piping Division	2,750.00	
Electrical Installations Division	4,269.22	
Mechanical Equipment	1,524.90	20,315.12
Bureau of Licenses		5,779.00
City Assessor		12,669.07
City Clerk and Council		12,376.10
City Collector		16,944.88
City Controller:		
Controller's Division	\$ 30,433.73	
Employees' Retirement System	8,399.40	
Data Control Service	1,391.68	40,224.81
City Treasurer		5,254.00
Commissioner of Public Safety:		
Fire Department	\$ 1,162,040.47	
Police Court	9,970.76	
Police Department	277,801.17	
Department of Communications	180,768.08	1,630,580.48
Community Development		14,780.69
Credit Union		569.00
Department of Planning and Urban Development:		
City Plan Commission	\$ 5,648.00	
Code Enforcement—Minimum Housing	6,278.26	11,926.26
Finance Director and Personnel		6,764.22
Food Stamp Program		4,220.74
Health Activities:		
Vital Statistics		6,130.26
Human Relations Commission		3,805.00
Law Department		83,902.90
Mayor's Office		18,096.12
Park Commissioners:		
North Burial Ground	\$ 15,436.77	
Parks — Administration	2,037.70	
Forestry Department	14,908.92	32,383.39
Probate Court		22,896.50
Public Property Department:		
Administration	\$ 2,144.72	
Carpenter and Repair Shop	3,908.00	
City Sergeant	4,188.60	
Mail Room	1,370.00	
Maintenance and Repair	14,915.51	
Museum — Roger Williams Park	5,567.00	
Parks — General	22,782.62	

Table 3—Continued

SUMMARY OF INVENTORIES OF PERSONAL PROPERTY

June 30, 1976

Printing	13,185.62	
Public Buildings — City Hall	3,015.37	
Public Buildings — Ernest Street	2,205.70	
Purchasing Department	5,065.53	
Roger Williams Park	44,592.91	122,941.58
Public Welfare		443.50
Public Works Department:		
Administration	\$ 13,919.40	
Bridge Maintenance	2,785.00	
Construction and Maintenance Division:		
Communications Equipment	\$ 15,333.06	
Highway	3,409.38	
Revolving Fund Rental Equipment	492,881.66	511,624.10
Drain Permits	209.00	
Engineering Office	14,189.25	
Family Relocation Service	2,637.00	
Harbor Master	140.00	
Sanitation Division:		
Administration	\$ 248.00	
Garbage Collection	2,624.74	
Environment Control	545.00	3,417.74
Municipal Dock	1,415.00	
Sewage Disposal	3,243.00	
Sewage Pumping Station	1,017.00	
Sewer Construction Equipment	188.50	
Sidewalks and Curbing	650.00	
Street Lighting	622.00	
Street Cleaning	163.00	556,219.99
Recorder of Deeds		17,471.00
Recreation Department		9,818.33
Superintendent of Weights and Measures		998.84
Traffic Engineering		46,111.99
Water Supply Board		203,893.88
Westminster Mall		718.00
Total Value of Personal Property Inventories for the Fiscal Year 1975-1976		\$ 2,922,374.65

*School Inventories of Books, Supplies and Equipment unavailable at time of printing of this report.

Table 4

CITY TAXES AND VALUATIONS BY YEARS

Assessor's Valuation of the Real and Personal Property of the City of Providence for the years 1870, 1880, 1890, 1900, 1910, 1920, 1925, 1930, 1935, 1940, 1945, 1950, 1955 and each year since; also the rate and amount of assessment in each year.

YEAR*	Real Estate	Personal Estate	Total	Rate per \$1,000	Amount of Tax
1870	\$ 52,511,800	\$ 40,565,100	\$ 93,076,900	\$13.50	\$ 1,256,538.15
1880	88,012,100	27,908,900	115,921,000	13.50	1,564,933.50
1890	104,684,440	35,932,620	140,617,060	15.00	2,109,255.90
1900	149,094,840	43,022,400	192,117,240	16.00	3,073,875.84
1910	190,136,040	69,009,020	259,145,060	16.50	4,275,893.49
1920	287,064,360	89,806,600	376,870,960	23.50	
		105,692,440	105,692,440	4.00	9,279,237.32
1925	343,180,770	99,074,300	442,255,070	23.00	
		132,665,600	132,665,600	4.00	10,702,529.01
1930	426,530,808	98,125,700	524,656,508	23.50	
		168,461,780	168,461,780	4.00	13,003,275.06
1935	408,417,940	80,623,000	489,040,940	24.50	
		128,974,500	128,974,500	4.00	12,497,401.03
1940	403,951,510	93,749,500	497,701,010	25.00	
		234,361,200	234,361,200	4.00	13,379,970.05
1945	395,537,540	106,378,100	501,915,640	25.00	
		220,366,320	220,366,320	4.00	13,429,356.28
1950	452,436,056	138,829,946	591,266,002	28.00	
		211,066,571	211,066,571	4.00	17,399,714.34
1955	482,861,470	151,043,700	633,905,170	33.00	
		229,281,705	229,281,705	4.00	21,835,997.43
1956	516,162,680	153,508,637	669,671,317	33.00	
		256,986,670	256,986,670	4.00	23,127,100.14
1957	519,974,630	152,560,840	672,535,470	35.50	
		251,583,460	251,583,460	4.00	24,881,456.56
1958	521,124,270	153,808,913	674,933,183	35.50	
		245,612,820	245,612,820	4.00	24,942,685.59
1959	520,155,610	150,581,386	670,736,996	39.00	
		272,297,787	272,297,787	4.00	27,247,970.71
1960	517,500,420	152,730,540	670,230,960	39.00	
		275,921,872	275,921,872	4.00	27,242,694.93
1961	591,971,610	153,708,793	745,680,403	39.00	
		254,364,190	254,364,190	4.00	30,099,073.60
1962	587,635,220	158,104,997	745,740,217	39.00	
		311,522,650	311,522,650	4.00	30,329,959.06
1963	586,304,627	166,851,215	753,155,842	39.00	
		272,670,045	272,670,045	4.00	30,463,758.02
1964	586,886,310	172,032,440	758,918,750	39.00	
		285,448,380	285,448,380	4.00	30,739,624.77
1965	589,328,500	178,905,310	768,233,810	39.00	
		290,113,000	290,113,000	4.00	31,121,570.59
1966	589,688,780	175,033,480	764,722,260	39.00	
		273,021,280	273,021,280	4.00	30,916,253.26
1967	603,063,760	181,951,000	785,014,760	43.00	
		242,519,100	242,519,100	4.00	34,725,711.08
1968	621,691,850	184,699,020	806,390,870	43.00	
		245,288,860	245,288,860	4.00	35,691,919.89
1969	632,528,990	140,633,470	773,162,460	43.00	
		245,331,650	245,331,650	4.00	34,227,312.38
		**28,825,500	28,825,500	75.17	2,166,808.58
1970	638,624,560	156,131,640	794,756,200	43.00	34,174,516.60
		**29,133,100	29,133,100	76.58	2,231,009.13
1971***	645,072,780	161,529,790	806,602,570	50.00	40,330,128.50
		**29,924,600	29,924,600	76.00	2,274,269.60
1972***	646,386,360	175,898,490	822,284,850	53.00	43,581,097.05
		**30,081,600	30,081,600	77.50	2,331,324.00
1973***	653,233,850	199,376,990	852,610,840	53.00	45,188,374.51
		**29,796,100	29,796,100	77.50	2,309,197.75
1974***	654,554,580	203,454,680	858,009,260	53.00	45,474,490.73
		**28,583,600	28,583,600	77.40	2,212,370.64
1975***	663,568,790	215,423,880	878,992,670	58.00	50,981,574.86
		**27,868,200	27,868,200	73.00	2,034,378.60
1976***	1,064,247,040	253,104,900	1,317,351,940	47.50	62,574,217.15
		**23,273,400	23,273,400	71.90	1,673,357.46

*Year denotes tax assessment for fiscal year beginning October 1 which was assessed on December 31 of the prior year.

**Manufacturers Machinery and Equipment Tax in accordance with Chapter 245 Public Laws of 1966 as amended.

***Year denotes tax assessment for fiscal year beginning July 1 which was assessed on December 31 of the prior year.

Table 5

DEBT, NET DEBT, POPULATION AND VALUATION BY YEARS

Year	Population	DEBT Funded	Floating	Total	Sinking Fund Bond Premiums and Reserves	Net Debt	Net Debt Per Capita	Assessor's Valuation	Valuation Per Capita
1910	224,326	\$18,949,000.00	\$ 462,035.10	\$19,411,035.10	\$ 6,674,221.02	\$12,736,814.08	\$ 56.78	\$ 259,145,060.00	\$1,155.21
1915	247,660	20,411,000.00	2,518,423.93	22,929,423.93	8,835,895.15	14,093,528.78	56.91	349,375,720.00	1,410.71
1920	237,595	24,026,000.00	2,004,137.70	26,030,137.70	12,039,094.68	13,991,043.02	58.89	482,563,400.00	2,030.99
1925	267,918	34,338,000.00	3,687,194.87	38,025,194.87	12,466,065.64	25,559,129.23	95.40	574,920,670.00	2,145.88
1930	*278,882	48,039,000.00	8,328,247.84	56,367,247.84	14,069,568.48	42,297,679.36	151.67	693,118,288.00	2,485.30
1935	*253,000	60,142,500.00	4,985,844.30	65,128,344.30	16,138,620.61	48,989,723.69	193.64	618,015,440.00	2,442.75
1936	*253,000	60,771,000.00	6,812,123.64	67,583,123.64	15,784,527.82	51,798,595.82	204.73	637,112,120.00	2,518.22
1937	*243,000	62,249,500.00	5,548,515.28	67,798,015.28	16,200,735.73	51,597,279.55	212.33	787,115,100.00	3,239.16
1938	*243,000	62,858,000.00	9,342,789.85	72,200,789.85	15,988,319.69	56,212,470.16	231.32	797,749,060.00	3,282.91
1939	*243,000	65,336,500.00	9,910,709.21	75,247,209.21	16,816,105.83	58,431,103.38	240.45	761,126,330.00	3,132.20
1940	253,214	66,195,000.00	9,862,655.86	76,057,655.86	17,187,140.00	58,870,515.86	232.49	732,062,210.00	2,891.08
1941	*257,000	72,560,500.00	5,670,028.87	78,230,528.87	18,330,451.94	59,900,076.93	233.07	720,740,040.00	2,804.44
1942	*259,000	69,992,000.00	6,150,935.72	76,142,935.72	18,000,025.42	58,142,910.30	224.49	700,520,520.00	2,704.75
1943	*261,000	70,945,500.00	3,805,227.82	74,750,727.82	18,943,791.67	55,806,936.15	215.22	708,379,940.00	2,714.10
1944	*263,000	68,424,000.00	2,895,227.82	71,319,227.82	18,944,266.75	52,374,961.07	199.14	702,167,000.00	2,669.83
1945	*265,000	65,278,500.00	2,652,936.38	67,931,436.38	18,340,417.83	49,591,018.55	187.14	722,281,960.00	2,725.59
1946	*266,000	61,873,000.00	2,652,936.38	64,525,936.38	17,151,153.95	47,374,782.43	178.10	719,376,480.00	2,704.42
1947	*266,000	58,961,000.00	2,805,436.38	61,766,436.38	16,709,644.57	45,056,791.81	169.39	735,445,590.00	2,764.83
1948	*266,000	56,535,000.00	4,661,436.38	61,196,436.38	16,641,299.89	44,555,136.49	167.50	746,864,473.00	2,807.76
1949	*266,000	59,264,000.00	4,407,436.38	63,671,436.38	16,628,725.13	47,042,711.25	176.85	782,705,448.00	2,942.50
1950	248,674	63,661,500.00	2,692,936.38	66,354,436.38	16,079,753.81	50,274,682.57	202.97	802,332,573.00	3,239.13
1951	*248,000	61,471,500.00	5,453,936.38	66,925,436.38	17,067,352.73	49,858,083.65	201.04	832,324,924.00	3,356.15
1952	*251,500	60,435,500.00	4,206,895.91	64,642,395.91	15,601,990.42	49,040,405.49	194.99	852,610,309.00	3,390.10
1953	*251,500	56,742,500.00	5,781,895.91	62,524,395.91	15,015,086.52	47,509,309.39	188.90	855,873,275.00	3,403.07
1954	*251,500	57,525,500.00	4,539,895.91	62,065,395.91	14,761,509.10	47,303,886.81	188.09	849,892,422.00	3,379.29
1955	*254,000	54,612,500.00	6,881,395.91	61,493,895.91	15,206,170.48	46,287,725.43	182.24	863,186,875.00	3,398.37
1956	*223,000	51,369,500.00	6,604,856.91	57,974,356.91	14,235,866.38	43,738,490.53	196.13	926,650,737.00	4,155.38
1957	*223,000	51,559,500.00	7,160,856.91	58,720,356.91	12,930,244.43	45,790,112.48	205.34	924,118,930.00	4,144.03
1958	*223,000	54,781,500.00	5,326,856.91	60,108,356.91	12,880,855.29	47,227,501.62	211.78	920,546,003.00	4,128.01
1959	*223,000	50,653,000.00	9,130,856.91	59,783,856.91	12,124,947.36	47,658,909.55	213.72	943,034,783.00	4,228.86
1960	207,498	52,319,500.00	7,135,638.86	59,455,138.86	12,251,653.41	47,203,485.45	227.49	946,152,832.00	4,559.82
1961	*208,000	56,446,000.00	11,126,506.86	67,572,506.86	13,016,567.22	54,555,939.64	262.29	1,000,044,593.00	4,807.91
1962	*207,000	55,453,500.00	12,139,510.11	67,593,010.11	9,715,177.40	57,877,832.71	279.60	1,057,262,867.00	5,107.55
1963	*207,000	59,979,000.00	5,262,328.86	65,241,328.86	7,984,726.57	57,256,602.29	276.60	1,025,825,887.00	4,955.68
1964	*207,000	54,678,000.00	8,056,382.78	62,734,382.78	6,453,439.14	56,280,943.64	271.89	1,044,367,130.00	5,045.25
1965	*187,000	53,997,000.00	2,697,634.72	56,694,634.72	2,543,515.23	54,151,119.49	289.58	1,058,346,810.00	5,584.85
1966	*187,000	51,113,000.00	7,112,284.72	58,225,284.72	3,261,592.32	54,963,692.40	293.92	1,037,743,540.00	5,549.43
1967	*187,000	54,956,000.00	10,410,434.72	65,366,434.72	3,814,313.99	61,552,120.73	329.16	1,027,533,860.00	5,494.83
1968	*187,000	58,113,000.00	12,188,084.72	70,301,084.72	546,616.27	69,754,468.45	373.02	1,051,679,730.00	5,623.96
1969	*187,000	54,380,000.00	19,839,000.00	74,219,000.00	687,087.17	73,531,912.83	393.22	1,047,319,610.00	5,600.64
1970	*187,000	57,674,000.00	16,339,000.00	74,013,000.00	703,904.99	73,309,095.01	392.03	823,889,300.00	4,405.83
1971	*179,116	70,234,000.00	15,808,000.00	86,042,000.00	488,409.40	85,553,590.60	477.64	836,527,170.00	4,670.30
1972	*179,116	78,488,000.00	5,308,000.00	83,796,000.00	18,119.81	83,777,880.19	467.73	852,366,450.00	4,758.74
1973	*179,116	73,200,000.00	7,041,000.00	80,241,000.00	179,755.18	80,061,244.82	446.98	**882,406,940.00	4,926.46
1974	*179,116	76,442,000.00	3,008,000.00	79,450,000.00	219,155.18	79,230,844.82	442.34	**886,592,860.00	4,949.83
1975	*179,116	70,998,000.00	4,683,000.00	75,681,000.00	249,730.03	75,431,269.97	421.13	**906,860,870.00	5,062.98
1976	*179,116	65,532,000.00	10,208,000.00	75,740,000.00	235,274.72	75,504,725.28	421.54	**1,340,625,340.00	7,484.68

*Estimated

**Includes assessment on Manufacturers Machinery and Equipment in the amount of \$23,273,400.00 in accordance with Chapter 245 Public Laws of 1966 as amended.