

## STATE OF RHODE ISLAND AND PROVIDENCE PLANTATIONS

CHAYLER

# AN ORDINANCE

Effective ~~Approved~~ XX March 16, 1992

Section 1. The following Compensation Plan is hereby adopted as the official Compensation Plan for the Water Supply Board:

Position	Pay Grade or Rate
Account Collector	11
Accounts Payable Officer, WSB	18
Administrative Aide	12
Administrative Assistant, WSB	\$29,932 - \$36,587.00 /yr.
Assistant Lab Supervisor/Bacteriology	\$29,932 - \$36,037.00 /yr.
Assistant Lab Supervisor/Chemistry	\$29,932 - \$36,037.00 /yr.
Associate Engineer II	24
Associate Engineer III	28
Attorney - Water	\$27,534.00 /yr.
Billing Clerk, WSB	15
Billing & Collections Officer, WSB	23
Budget and Planning Analyst	\$29,932 - \$33,000.00 /yr.
Chairman - Water Supply Board	\$3,000.00 /yr.
Chief Engineer/General Manager	\$70,000 - \$77,175.00 /yr.
Chief Meter Reader	11.85 /hr.
Clerk III	5
Clerk IV	9
Confidential Asst. to Chief Engineer	\$29,932 - \$36,587.00 /yr.
Controller	\$41,274 - \$45,505.00 /yr.
Director of Operations	\$54,500 - \$65,099.00 /yr.
Director of Planning & Engineering	\$54,500 - \$65,099.00 /yr.
Distribution Clerical Assistant - Water	14
Draftsman	12
Engineer	\$36,282 - \$40,000.00 /yr.
Engineering Aide III	19
Engineering Clerk	13
Engineering Project Coordinator	\$29,971 - \$33,043.00 /yr.
Engineering Technician	20
Environmental Assistant	\$27,482 - \$30,299.00 /yr.
Equipment Operator	\$10.83 /hr.
Field Engineer	\$36,282 - \$40,703.00 /yr.
Forest Supervisor	\$35,260 - \$38,874.00 /yr.
Heavy Equipment Operator	\$11.09 /hr.
Inspector	19
Junior Chemist I	14
Junior Chemist II	16
Laborer	\$10.71 /hr.
Land Management Specialist	\$34,223 - \$37,731.00 /yr.
Manager - Administrative Services	\$47,704 - \$52,594.00 /yr.
Manager - Capital Program	\$45,351 - \$50,000.00 /yr.
Manager - Customer Service	\$41,274 - \$45,505.00 /yr.
Manager - Facilities and Equipment	\$34,223 - \$37,731.00 /yr.

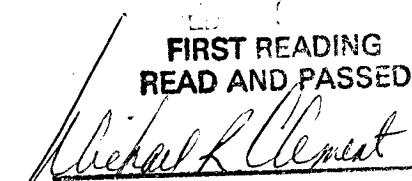
Manager - Finance	\$45,351 - \$50,000.00 /yr.
Manager - Information Systems	\$41,274 - \$45,505.00 /yr.
Manager - Personnel and Risk	\$36,282 - \$40,000.00 /yr.
Manager - Plant Operations	\$36,919 - \$40,703.00 /yr.
Manager - Technical Services	\$45,351 - \$50,000.00 /yr.
Manager - Water Laboratory	\$36,919 - \$40,703.00 /yr.
Manager - Water Quality	\$45,351 - \$50,000.00 /yr.
Manager - Water Resources	\$36,919 - \$40,703.00 /yr.
Member - Water Supply Board	\$2,400.00 /yr.
Meter Mechanic	\$11.47 /hr.
Meter Reader I	\$11.09 /hr.
Meter Reader II	\$11.46 /hr.
Payroll Officer, WSB	22
Payroll/Personnel Assistant, WSB	14
Principal Engineer	\$41,274 - \$45,505.00 /yr.
Purchasing Clerk, WSB	13
Raingage Keeper	\$20.00 /wk.
Regulatory Service Supervisor	\$27,482 - \$30,299.00 /yr.
Sanitarians	14
Schedule/Dispatcher	\$12.79 /hr.
Secretary, WSB	13
Senior Clerk, WSB	18
Senior Draftsman	19
Senior Equipment Mechanic	\$11.85 /hr.
Senior Manager of Distribution	\$41,274 - \$45,505.00 /yr.
Senior Manager of Supply	\$41,274 - \$45,505.00 /yr.
Senior Secretary, WSB	20
Senior Technician	24
Staff Accountant	\$26,304 - \$33,000.00 /yr.
Stationary Equipment Operator	\$11.11 /hr.
Stationary Equipment Operator I	\$11.11 /hr.
Supervisor - Accounting	\$29,500 - \$40,000.00 /yr.
Supervisor - Billing, WSB	\$34,223 - \$37,731.00 /yr.
Supervisor - Claims & Risk	\$29,932 - \$33,043.00 /yr.
Supervisor - Collections, WSB	\$34,223 - \$37,731.00 /yr.
Supervisor - Metering	\$34,223 - \$37,731.00 /yr.
Supervisor - Support Services	\$29,932 - \$35,800.00 /yr.
Supervisor - Water Laboratory	\$35,260 - \$38,874.00 /yr.
Supervisor - Water Maintenance Crew	\$34,223 - \$37,731.00 /yr.
Supervisor - Water Plant Operations	\$34,223 - \$37,731.00 /yr.
Supervisor - Watershed Maintenance	\$34,223 - \$37,731.00 /yr.
Supervisor - Watershed Security	\$31,696 - \$34,945.00 /yr.
Switchboard Operator I	4
Systems Analyst, WSB	\$35,390 - \$39,017.00 /yr.
Technical Specialist	\$20,739 - \$22,865.00 /yr.
Temporary	\$9.21 /hr.
Water Plant Electronic Repairman I	\$11.06 /hr.
Water Plant Electronic Repairman II	\$11.43 /hr.
Water Plant Mechanic I	\$10.85 /hr.
Water Plant Mechanic II	\$11.73 /hr.
Water Supply Board Clerk	11
Water System Mechanic	\$11.73 /hr.
Watershed Grounds General Foreman	\$12.80 /hr.
Watershed Inspector	\$11.07 /hr.
Watershed Mechanic I	\$10.85 /hr.
Watershed Mechanic II	\$11.73 /hr.

Section 2. This Ordinance shall take effect retroactive to July 1, 1991.

GRADE STEP	1st	2nd	3rd	4th	5th	ANNUAL SALARY RANGE	
1	\$322.16	\$325.02	\$327.88	\$333.60	\$337.89	\$16,752.32	- \$17,570.28
2	329.31	333.60	336.45	342.17	346.46	17,124.12	- 18,015.92
3	337.89	340.75	343.60	349.31	353.61	17,570.28	- 18,387.72
4	346.46	349.31	352.18	356.47	362.20	18,015.92	- 18,834.40
5	353.61	356.47	360.36	365.05	369.33	18,387.72	- 19,205.16
6	362.20	365.05	367.91	373.64	377.91	18,834.40	- 19,651.32
7	369.33	373.64	376.48	380.79	385.07	19,205.16	- 20,023.64
8	377.91	380.78	383.64	389.35	393.65	19,651.32	- 20,469.80
9	385.07	390.79	396.50	402.22	409.37	20,023.64	- 21,287.24
10	393.65	397.94	403.65	410.81	417.95	20,469.80	- 21,733.40
11	400.80	406.58	412.23	419.37	426.53	20,841.60	- 22,179.56
12	409.37	415.08	420.81	426.53	433.80	21,287.24	- 22,557.60
13	417.95	422.23	427.96	433.80	442.94	21,733.40	- 23,032.88
14	426.53	433.80	442.98	451.21	459.80	22,179.56	- 23,909.60
15	433.80	442.98	449.90	459.80	467.52	22,557.60	- 24,311.04
17	451.21	459.80	467.52	477.31	485.51	23,462.92	- 25,246.52
18	459.80	467.52	477.31	485.51	495.29	23,909.60	- 25,755.08
19	467.52	477.31	485.51	495.29	505.16	24,311.04	- 26,268.32
20	477.31	485.51	495.29	505.16	513.73	24,820.12	- 26,713.96
21	485.30	496.97	508.44	518.94	534.57	25,235.60	- 27,797.64
22	495.29	506.76	517.23	530.54	546.65	25,755.08	- 28,425.80
23	505.16	515.39	528.60	539.35	556.72	26,268.32	- 28,949.44
24	514.47	524.60	542.63	552.66	566.68	26,752.44	- 29,467.36
25	521.56	540.63	562.75	574.67	590.70	27,121.12	- 30,716.40
26	538.06	550.59	564.70	586.77	600.77	27,979.12	- 31,240.04
27	546.65	560.66	582.72	596.82	612.86	28,425.80	- 31,868.72
28	556.72	576.77	588.76	602.79	624.85	28,949.44	- 32,492.20
29	566.68	590.70	612.86	634.84	656.97	29,467.36	- 34,162.44
30	590.70	614.77	634.85	656.98	678.98	30,716.40	- 35,306.96
31	600.77	624.85	644.91	666.96	693.06	31,240.04	- 36,039.12
32	624.85	644.91	666.96	689.04	713.13	32,492.20	- 37,082.76
33	644.91	666.96	691.66	713.13	735.11	33,535.32	- 38,225.72
34	666.96	693.06	713.13	735.11	757.25	34,681.92	- 39,377.00
35	\$688.70	\$713.13	\$755.11	\$757.25	\$779.21	\$35,812.40	- \$40,518.92



IN CITY COUNCIL

FIRST READING  
READ AND PASSED


  
CLERK

IN CITY  
COUNCIL

FINAL READING  
READ AND PASSED

  
PRESIDENT  
  
CLERK

Effective without the Mayor's  
signature:

  
Michael R. Clement, City Clerk

IN CITY COUNCIL  
SEP 5 1991  
FIRST READING  
REFERRED TO COMMITTEE ON FINANCE  
Michael R. Clement CLERK

THE COMMITTEE ON  
FINANCE  
Recommends to Continue  
Michael R. Clement Clerk  
Oct. 10, 1991  
Oct. 28, 1991

THE COMMITTEE ON  
FINANCE  
Approves Passage of  
The Within Ordinance  
Michael R. Clement Chairman  
Jan. 29, 1992

Councilwoman Fargnoli and Councilman Mancini

CONCISE  
IN CITY

DEAD AND BORN  
LIMIT REVENUE