

PROVIDENCE FIRE DEPARTMENT



2022 ANNUAL REPORT

IN CITY COUNCIL
MAY 04 2023

READ
WHEREUPON IT IS ORDERED THAT
THE SAME BE RECEIVED.

Jana L. Mastrosanni CLERK

DEREK M. SILVA
Chief of Department

BRETT P. SMILEY
Mayor

BRETT P. SMILEY
Mayor



DEREK M. SILVA
Chief of Department

Department of Public Safety, Fire Department
"Building Pride in Providence"

Welcome to the Providence Fire Department:

The Providence Fire Department is the second oldest continuously operating professional fire department in the country. The Department is a full-service fire and emergency medical service agency that provides basic and advanced life support, fire prevention, fire suppression, technical rescue, and hazardous material response. In addition, the Department conducts arson investigations and building plan reviews, enforces state and local fire and life safety codes, and administers public fire education programs.

In 2022, the Providence Fire Department consisted of 7 Advanced Life Support Rescue Companies, 12 Engine Companies, 7 Ladder Companies, and 1 Special Hazard Unit, all strategically located in Providence neighborhoods. The Department is equipped to respond to all fire, medical emergency, natural disaster, hazmat, and terroristic events that occur within Providence and its surrounding communities.

On behalf of the Providence Fire Department, I present to you the Department's 2022 Annual Report that highlights the Department's many accomplishments, fire and emergency medical calls for service, training, and fire prevention activities. The Covid pandemic presented many challenges to all first responders, but we have prevailed as all our brothers and sisters have and this report is a testament to the men and women who proudly serve as Providence Firefighters.

I want to extend my sincere thanks and appreciation to every sworn and civilian member of the Providence Fire Department for their outstanding work in keeping the citizens of Rhode Island's capital city safe.

Sincerely yours,

A blue ink signature of Derek M. Silva, written in a cursive style.

Derek M. Silva
Chief of Department

Providence Fire Department

2022 Annual Report

Established in 1854 the Providence Fire Department is the second oldest continuously operating professional fire department in the country. The Department is a full-service fire and emergency medical service agency that provides basic and advanced life support, fire prevention, fire suppression, technical rescue, and hazardous material response. In addition, the Department conducts arson investigations and building plan reviews, enforces state and local fire and life safety codes, and administers public fire education programs.

Accomplishments for 2022

In 2022, the Providence Fire Department responded to 47,166 total calls for service. Of the total calls, 73.6% were emergency medical services related. The calls are composed of 26,277 advanced life support and 8,439 basic life support calls for service. In addition, the Fire Prevention Bureau's Arson Squad conducted 386 fire investigations. As always, Providence Firefighters answered calls with professionalism, compassion, and true to our mission to protect life and all property.

The following is a list of accomplishments that have been achieved through the dedication and hard work of all the members of the Providence Fire Department:

- The Department received a 2021 Assistance to Firefighter (AFG) grant in the amount of \$1,089,415 for the purchase of washers/extractors, Ambient driers, and Pro-board training NFPA 1021, 1041 & 1521 for sworn officers.
- The Department received a 2021 Assistance to Firefighter (AFG) grant in the amount of \$240,040 for the purchase of a Metromedic Ambulance.
- Completed the revision of the Department's Standard Operating Procedures, Training Bulletin's and Rules and Regulations.
- Improved interdepartmental communication and business correspondence through implementation of online form creation and submission.
- Improved fire prevention customer service through the creation of web-based scheduling for inspections.
- Continued a partnership with Lifespan simulation lab for training all department companies with the focus on pediatric patients.
- Began recruiting for the 53rd Fire Training Academy.

PROVIDENCE FIRE DEPARTMENT
2022 ANNUAL REPORT
CALLS FOR SERVICE

Call Count Incident Type	January	February	March	April	May	June	July	August	September	October	November	December	Grand Total
ALS	2,003	1,587	1,875	1,795	2,037	2,166	2,185	2,143	2,121	2,138	2,022	2,046	24,118
Auto Accident	173	134	148	165	166	163	178	160	157	183	145	171	1,943
Auto in Water	1												1
BLS	620	636	726	755	793	727	695	696	628	712	693	758	8,439
Cave In								1	1				2
CO Leak	45	28	21	19	23	31	36	42	30	30	31	42	378
Commercial Alarm	29	28	33	40	29	27	39	31	44	63	38	29	430
Elevator Emergency	21	12	19	23	19	22	20	22	22	30	24	27	261
Fire	1	1	3		5	2	3	3	3	3	3	1	28
Fuel Leak in Auto	3	1	3		2	2	2	1	2	2	2	1	21
Gas Leak	20	26	26	25	23	16	16	22	32	27	25	20	278
Hazmat Incident		1					1	1	1		1		5
Industrial Accident	1				1		2		3			1	8
Jumper	1			1	1	2	1	1	2		1	1	11
Lockout	23	22	16	21	31	27	30	25	14	21	17	31	278
Lockout in Auto	14	9	9	10	16	12	7	11	12	7	9	8	124
Master Box	260	240	215	171	184	211	217	230	248	246	231	246	2,699
Mutual Aid out Fire Engine	10	15	5		20	10	4	10	3	3	10	11	101
Mutual Aid out Fire Ladder	15	12	8	4	15	8	7	15	5	11	6	6	112
Mutual Aid Rescue In	123	59	100	85	146	127	135	144	132	166	133	133	1,483
Mutual Aid Rescue Out	27	12	23	19	28	39	29	32	28	22	26	27	312
SSP	3	1	5	6	5	2	1	2	1	4	4	5	39
Still Alarm	269	244	253	259	355	312	358	371	314	363	322	319	3,739
Still Box	47	41	38	30	32	38	52	49	35	43	56	47	508
Street Box in AM 7am - 11am	36	48	66	75	112	153	123	106	127	131	89	54	1,120
Street Box in PM 11pm - 7am	15	9	6	9	15	35	30	24	23	17	7	7	197
Tipover	14	9	17	13	16	15	9	11	15	9	10	15	153
Unfounded Report	6	3	1	2	6	1	4	3	3	1	3		33
Water Emergency	36	10	9	6	8	11	13	14	65	6	7	22	207
Water Rescue		1	2	2	1	6	12	3	10	2	1	4	44
Wires Down	7	9	5	7	8	7	7	14	6	8	3	13	94
Grand Total	3,823	3,198	3,632	3,542	4,097	4,172	4,216	4,187	4,087	4,248	3,919	4,045	47,166

**PROVIDENCE FIRE DEPARTMENT
CAD RUN TOTALS BY LOCATION
CALENDAR YEAR 2022**

	January	February	March	April	May	June	July	August	September	October	November	December	Grand Total
ENGINE 2	98	67	83	91	106	106	115	112	118	120	97	97	1,210
ENGINE 3	136	111	117	114	119	139	163	170	141	141	149	148	1,648
ENGINE 6	73	44	80	64	87	82	82	73	88	93	85	65	916
ENGINE 7	101	74	89	77	106	101	97	121	113	112	97	98	1,186
ENGINE 8	106	79	85	89	127	97	109	93	128	147	97	119	1,276
ENGINE 9	94	70	96	98	112	95	110	109	122	119	109	112	1,246
ENGINE 10	93	58	74	56	76	99	91	102	96	108	107	83	1,043
ENGINE 11	58	41	57	54	60	64	65	65	83	77	68	51	743
ENGINE 12	113	105	96	106	138	146	119	119	133	154	133	140	1,502
ENGINE 13	71	60	55	46	70	85	104	83	80	89	73	69	885
ENGINE 14	105	95	71	72	112	100	112	120	108	129	108	122	1,254
ENGINE 15	101	74	87	83	121	118	114	107	105	131	110	110	1,261
LADDER 3	71	31	31	33	49	50	44	52	38	51	32	53	535
LADDER 5	21	15	23	15	24	19	30	27	22	27	24	21	268
LADDER 6	29	30	32	23	47	35	33	35	32	24	34	31	385
LADDER 7	39	29	30	30	34	44	34	41	36	43	41	56	457
LADDER 8	25	11	12	20	17	15	28	16	30	25	15	20	234
MENTAL HEALTH 1					20	34	12	21	23	24	1		135
MENTAL HEALTH 2											25	18	43
TOWER LADDER 1	34	27	29	29	43	42	37	46	37	59	49	45	477
TOWER LADDER 2	30	14	21	25	35	22	29	32	32	35	25	33	333
SPECIAL HAZARDS 1	10	7	9	7	9	12	7	12	9	6	4	6	98
RESCUE 1	364	308	339	367	354	378	400	375	369	369	360	352	4,335
RESCUE 2	295	285	322	309	360	348	364	346	313	316	322	354	3,934
RESCUE 3	308	311	346	335	351	380	379	351	354	356	343	351	4,165
RESCUE 4	384	348	387	393	403	391	396	424	377	404	386	398	4,691
RESCUE 5	326	289	353	303	366	371	379	392	364	389	338	367	4,237
RESCUE 6	398	344	368	367	378	422	428	394	382	377	360	398	4,616
RESCUE 7	338	269	335	348	373	375	340	359	358	332	331	342	4,100
	3,821	3,196	3,627	3,554	4,097	4,170	4,221	4,197	4,091	4,257	3,923	4,059	47,213

**Providence Fire Department
2013 to 2022 ALS & BLS Rescue Run Breakdown Worksheet**

	2013	2014 (*)	2015	2016	2017	2018	2019	2020	2021	2021	Totals
Advance Life Support (ALS)	20,941	20,124	20,603	21,344	20,625	21,956	22,158	20,660	22,312	24,118	214,841
Jumper	15	13	16	6	6	19	19	9	10	11	124
Industrial Accidents	13	13	14	19	13	19	17	16	9	8	141
Tipover	108	94	151	151	133	109	120	147	163	153	1,329
Water Rescue	37	22	25	36	22	36	40	49	40	44	351
Auto Accidents	1,833	1,948	2,205	2,284	2,344	2,315	2,367	1,904	2,145	1,943	21,288
Subtotal ALS (#1)	22,947	22,214	23,014	23,840	23,143	24,454	24,721	22,785	24,679	26,277	238,074
Basic Life Support (BLS)	4,297	5,203	6,725	7,206	7,685	7,996	8,631	8,067	8,250	8,439	72,499
Total ALS & BLS Runs	27,244	27,417	29,739	31,046	30,828	32,450	33,352	30,852	32,929	34,716	310,573

Note #1: These call types are classified as ALS.

Mutual Aid into Providence

	2013	2014 (*)	2015	2016	2017	2018	2019	2020	2021	2022	Totals
Mutual Aid Rescue Responses into Providence	1,061	915	990	995	889	1,204	1,251	1,027	2,742	1,483	12,557
Mutual Aid Fire Responses into Providence	5	8	9	57	18	20	7	10	121	-	255
	1,066	923	999	1,052	907	1,224	1,258	1,037	2,863	1,483	12,812

Mutual Aid provided by the Providence Fire Department

	2013	2014 (*)	2015	2016	2017	2018	2019	2020	2021	2022	Totals
Mutual Aid Rescue Responses out of Providence	338	383	354	321	414	348	320	176	336	312	3,302
Mutual Aid Fire Responses out of Providence	5	8	144	145	145	191	146	105	219	213	1,321
	343	391	498	466	559	539	466	281	555	525	4,623

(*) Rescue 7 began service in July 2014.


Data Source: Providence Fire Department CAD System

BUREAU OF OPERATIONAL CONTROL**Calendar Year 2022****2nd, 3rd and General Alarm Fires**

Date of Fire	Location of Fire	Type of Fire
21-Jan-22	40 Leander Street	2nd Alarm
6-Feb-22	22 Louisa Street	2nd Alarm
6-Apr-22	100 Randall Square	2nd Alarm
11-May-22	201 Waldo Street	2nd Alarm
6-Jun-22	12 Arch Street	2nd Alarm
6-Jun-22	64 Candace Street	2nd Alarm
24-Jul-22	176 Rhodes Street	2nd Alarm
10-Oct-22	534 Charles Street	3rd Alarm
11-Nov-22	46 Stephen Hopkins Court	2nd Alarm
19-Nov-22	63 Lisbon Street	2nd Alarm

PROVIDENCE FIRE DEPARTMENT

DIVISION OF EMS



2022 ANNUAL REPORT

DEREK M. SILVA
Chief of Department

BRETT P. SMILEY
Mayor

**PROVIDENCE FIRE DEPARTMENT
2022 EMS DIVISION**

Runs by Provider Primary Impression

Provider Impression	# of Times	% of Times
Non Specified	2,513	8.07%
Alcohol use, unspecified with intoxication (F10.92)	2,161	6.94%
Behavioral / psychiatric disorder (F99)	1,982	6.36%
Abdominal pain, generalized (R10.84)	1,699	5.45%
Shortness of breath (R06.02)	1,674	5.37%
Acute pain, not elsewhere classified (G89.1)	1,382	4.44%
Overdose/Drug Ingestion (itICD.047)	1,144	3.67%
Weakness (R53.1)	1111	3.57%
Chest pain, unspecified (R07.9)	1026	3.29%
Injury of head (S09.90)	917	2.94%
Back Pain (M54.9)	856	2.75%
Alcohol use, unspecified (F10.9)	719	2.31%
Altered mental status (R41.82)	715	2.29%
Syncope and collapse (R55)	570	1.83%
Nausea and vomiting (R11)	567	1.82%
Seizures without status epilepticus (G40.909)	562	1.80%
Headache (R51)	510	1.64%
Dizziness (R42)	494	1.59%
Adult, no findings or complaints (Z00.00)	443	1.42%
Anxiety disorder, unspecified (F41.9)	428	1.37%
Injury of lower leg (S89.9)	349	1.12%
Hypertension (I10)	300	0.96%
Diabetes / Hyperglycemia (E13.65)	274	0.88%
Injury of wrist, hand, or fingers (S69.9)	265	0.85%
Fever (R50.9)	262	0.84%
Injury of face (S09.93)	254	0.82%
Injury of shoulder or upper arm (S49.9)	242	0.78%
Acute abdomen (R10.0)	239	0.77%
Injury of lower back (S39.92)	228	0.73%
Seizures with status epilepticus (G40.901)	227	0.73%
Alcohol dependence with withdrawal, unspecified (F10.239)	220	0.71%
Suicide attempt (T14.91)	215	0.69%
Other chest pain (R07.8)	210	0.67%
Allergic Reaction (T78.40)	209	0.67%
Obvious Death (R99)	202	0.65%
COVID-19 (U07.1)	197	0.63%
Injury of neck (S19.9)	195	0.63%
Chest pain on breathing (R07.1)	193	0.62%
Chronic pain, not elsewhere classified (G89.2)	186	0.60%
Stroke (I63.9)	185	0.59%
Angina (1); or Ischemic chest pain (2) (I20.9)	179	0.57%
Generalized anxiety disorder (F41.1)	175	0.56%
Injury of ankle (S99.91)	161	0.52%
Cardiac arrhythmia/dysrhythmia (I49.9)	152	0.49%
Cardiac Arrest (I46.9)	149	0.48%

**PROVIDENCE FIRE DEPARTMENT
2022 EMS DIVISION**

Runs by Provider Primary Impression

Provider Impression	# of Times	% of Times
Hypotension (I95.9)	146	0.47%
Injury of hip (S79.91)	139	0.45%
Hypoglycemia, unspecified (E16.2)	135	0.43%
Opioid related disorders (F11)	122	0.39%
Injury, unspecified (T14.90)	121	0.39%
Nausea (R11.0)	121	0.39%
Child, no findings or complaints (Z00.129)	118	0.38%
Bipolar disorder, current episode manic without psychotic features, unspecified (F31.10)	116	0.37%
Respiratory distress, acute (J80)	115	0.37%
Chest Pain, Other [non-cardiac] (R07.89)	112	0.36%
Localized swelling, mass and lump, head (R22.0)	106	0.34%
Injury of foot (S99.92)	103	0.33%
Injury of forearm (S59.91)	92	0.30%
Uterine or vaginal bleeding, abnormal (N93.9)	92	0.30%
Pregnancy with contractions (O62.0)	91	0.29%
Nose bleed (R04.0)	90	0.29%
Injury of thorax (upper chest) (S29.9)	81	0.26%
Influenza, unspecified (J11)	80	0.26%
Localized swelling, mass and lump, unspecified lower limb (R22.40)	79	0.25%
Malaise and fatigue (R53)	79	0.25%
Pelvic and perineal pain (R10.2)	78	0.25%
Asthma with exacerbation (J45.901)	77	0.25%
Diabetes / HYPOGLYCEMIA (E13.64)	66	0.21%
Common cold (J00)	62	0.20%
Rectal Bleeding (K62.5)	61	0.20%
Disruption of wound, unspecified (T81.30)	60	0.19%
Injury of abdomen (S39.91)	56	0.18%
Malaise (R53.81)	52	0.17%
Other anxiety disorders (F41)	50	0.16%
Urinary tract infection, site not specified (N39.0)	49	0.16%
Injury of thigh (upper leg) (S79.92)	48	0.15%
Diarrhea (K59.1)	47	0.15%
Injury of eye and orbit (S05)	46	0.15%
COPD with exacerbation (J44.1)	44	0.14%
Injury of elbow (S59.90)	42	0.13%
GI bleeding (K29.61)	41	0.13%
Head bleed (I62.9)	41	0.13%
Not Recorded	40	0.13%
Localized edema (R60.0)	38	0.12%
Respiratory disorder, unspecified (J98.9)	37	0.12%
Encounter for general examination without complaint, suspected or reported diagnosis (Z00)	36	0.12%
Hallucinogen related disorders (F16)	36	0.12%
Dehydration (E86.0)	35	0.11%
Poor urinary stream (R39.12)	35	0.11%
Localized swelling, mass and lump, unspecified upper limb (R22.30)	34	0.11%

**PROVIDENCE FIRE DEPARTMENT
2022 EMS DIVISION**

Runs by Provider Primary Impression

Provider Impression	# of Times	% of Times
Tooth pain (K08.8)	33	0.11%
Constipation (K59.00)	32	0.10%
Manic episode, severe with psychotic symptoms (F30.2)	29	0.09%
Other respiratory disorders (J98)	29	0.09%
Hematuria (R31)	26	0.08%
Manic episode without psychotic symptoms, mild (F30.11)	26	0.08%
Injury of nose (S09.92)	25	0.08%
Cocaine related disorders (F14)	24	0.08%
Ocular pain, unspecified eye (H57.10)	24	0.08%
Gunshot (itICD.048)	23	0.07%
Poisoning by other opioids, accidental (unintentional) (T40.2X1)	22	0.07%
Hematemesis (K92.0)	21	0.07%
Manic episode without psychotic symptoms (F30.1)	21	0.07%
Vomiting due to pregnancy (O21.9)	20	0.06%
Facial weakness (R29.810)	19	0.06%
Unspecified infectious disease (B99.9)	19	0.06%
Unspecified visual disturbance (H53.9)	18	0.06%
Unspecified urinary incontinence (R32)	17	0.05%
Pneumonia, unspecified (J18.9)	16	0.05%
Septicemia (1); or Sepsis (2) (A41.9)	16	0.05%
Other reduced mobility (Z74.09)	15	0.05%
Cancer, unspecified (D49)	14	0.04%
Vertigo (H81.3)	14	0.04%
Other psychoactive substance use, unspecified with withdrawal delirium (F19.931)	13	0.04%
Hypothermia (T68)	12	0.04%
Injury of ear (S09.91)	12	0.04%
Anaphylactic shock (T78.2)	11	0.04%
Epidural hemorrhage (S06.4)	11	0.04%
Migraine (G43.9)	11	0.04%
Foreign body on external eye (T15)	10	0.03%
Injury of pelvis (S39.93)	10	0.03%
Other psychoactive substance abuse with intoxication (F19.12)	10	0.03%
Bipolar disorder, current episode manic without psychotic features (F31.1)	9	0.03%
Bipolar disorder, current episode manic without psychotic features, mild (F31.11)	9	0.03%
Foreign body in respiratory tract, part unspecified (T17.9)	9	0.03%
Health hazard contact (1); or Suspected exposure (2) (Z77.9)	9	0.03%
Heat exhaustion, unspecified (T67.5)	9	0.03%
Preterm labor without delivery (O60.0)	9	0.03%
Respiratory failure, unspecified (J96.9)	9	0.03%
CHF (I50.9)	8	0.03%
Esophageal obstruction (K22.2)	8	0.03%
Injury of external genitals (S39.94)	8	0.03%
Sunburn of second degree (L55.1)	8	0.03%
TIA (G45.9)	8	0.03%
Anemia, unspecified (D64.9)	7	0.02%

**PROVIDENCE FIRE DEPARTMENT
2022 EMS DIVISION**

Runs by Provider Primary Impression

Provider Impression	# of Times	% of Times
Generalized edema (R60.1)	7	0.02%
Gross hematuria (R31.0)	7	0.02%
Sickle Cell Crisis (D57.0)	7	0.02%
Foreign body in digestive system, part unspecified (T18.9)	6	0.02%
Frostbite, superficial of unspecified location (T33.90)	6	0.02%
Influenza due to other identified influenza virus with pneumonia (J10.0)	6	0.02%
Psychoactive substance related disorders, other (F19)	6	0.02%
ST elevation (STEMI) myocardial infarction of inferior wall (I21.1)	6	0.02%
Bedridden (Z74.01)	5	0.02%
Croup (J05.0)	5	0.02%
GERD (K21)	5	0.02%
Hypovolemia (E86.1)	5	0.02%
Orthostatic hypotension (I95.1)	5	0.02%
Other hypotension (I95.8)	5	0.02%
Frostbite, with tissue necrosis of unspecified location (T34.90)	4	0.01%
Obesity, unspecified (E66.9)	4	0.01%
Other psychoactive substance use, unspecified with psychoactive substance-induced psychotic disorder with hallucinations (F19.951)	4	0.01%
Other ulcerative colitis with rectal bleeding (K51.811)	4	0.01%
Respiratory condition due to chemicals, gases, fumes, and vapors (J68.9)	4	0.01%
Subdural hemorrhage, traumatic (S06.5)	4	0.01%
Acute bronchitis, unspecified (J20.9)	3	0.01%
Acute bronchospasm (J98.01)	3	0.01%
Other specified diseases of anus and rectum (K62.89)	3	0.01%
Pulmonary embolism (I26)	3	0.01%
Respiratory distress of newborn (P22)	3	0.01%
ST elevation (STEMI) myocardial infarction of anterior wall (I21.0)	3	0.01%
ST elevation (STEMI) myocardial infarction of inferior wall (I21.0)	3	0.01%
Acute gastritis with bleeding (K29.01)	2	0.01%
Appendicitis, acute (K35.80)	2	0.01%
Foreign body in digestive system, part unspecified (T18.9)	2	0.01%
Labor and Delivery, uncomplicated delivery (O80)	2	0.01%
Melena (K92.1)	2	0.01%
Other stimulant abuse with stimulant-induced psychotic disorder with hallucinations (F15, 151)	2	0.01%
Paraplegia (G82.20)	2	0.01%
Pulmonary edema, acute (J81.0)	2	0.01%
Sunburn of first degree (L55.0)	2	0.01%
Cystitis, unspecified with hematuria (N30.91)	1	0.00%
Hyperkalemia (E87.5)	1	0.00%
Intracranial Injury, unspecified (S06.9)	1	0.00%
Lymphedema, not elsewhere classified (I89.0)	1	0.00%
Metabolic disorder, unspecified (E88.9)	1	0.00%
Non-specified Sedative, hypnotic or anxiolytic related disorders (F-13)	1	0.00%
Non-ST elevation (NSTEM) myocardial infarction (I21.4)	1	0.00%
Preterm labor without delivery (O60.0)	1	0.00%

**PROVIDENCE FIRE DEPARTMENT
2022 EMS DIVISION**

Runs by Provider Primary Impression

Provider Impression	# of Times	% of Times
Preterm newborn (P07.3)	1	0.00%
Quadriplegia (G82.50)	1	0.00%
RSV (B97.4)	1	0.00%
Total	31,158	100.00%

**PROVIDENCE FIRE DEPARTMENT
2022 EMS DIVISION**

Runs by Dispatch Reason

Primary Symptom	# of Times	% of Times
Breathing Problem	2,844	9.13%
Psychiatric Problem/Abnormal Behavior/Suicide Attempt	2,372	7.61%
Alcohol intoxication	2,073	6.65%
Chest Pain (Non-Traumatic)	1,986	6.37%
Falls	1,756	5.64%
Pain	1,513	4.86%
Abdominal Pain/Problems	1,507	4.84%
Motor Vehicle Crash	1,290	4.14%
Unknown Problem/Person Down	1,250	4.01%
No Other Appropriate Choice	1070	3.43%
Overdose/Poisoning/Ingestion	1,042	3.34%
Convulsions/Seizure	934	3.00%
Sick Person	880	2.82%
Altered Mental Status	606	1.94%
Unresponsive	582	1.87%
Nausea/Vomiting	564	1.81%
Assault	528	1.69%
Weakness/Lethargic	487	1.56%
Diabetic Problem	455	1.46%
Hypotension / hypertension	439	1.41%
Syncope/near-fainting	425	1.36%
Head Injury	412	1.32%
Dizziness	399	1.28%
Stroke/CVA	378	1.21%
Traumatic Injury	374	1.20%
Back Pain (Non-Traumatic)	372	1.19%
Traffic/Transportation Incident	338	1.08%
Bleeding	301	0.97%
Unconscious/Fainting/Near-Fainting	259	0.83%
Allergic Reaction/Stings	244	0.78%
Medical Alarm	210	0.67%
Fever	209	0.67%
Alcohol Detox/Withdrawal	189	0.61%
Auto vs. Pedestrian	189	0.61%
Hemorrhage/Laceration	170	0.55%
Pregnancy/Childbirth/Miscarriage	163	0.52%
Anxiety Attack	160	0.51%
Walkin (EMS Related)	159	0.51%
Headache	149	0.48%
Medical Transport	142	0.46%
Cardiac dysrhythmia	113	0.36%
Fire	102	0.33%

**PROVIDENCE FIRE DEPARTMENT
2022 EMS DIVISION**

Runs by Dispatch Reason

Primary Symptom	# of Times	% of Times
Heart Problems/AICD	79	0.25%
Epistaxis (Nosebleed)	73	0.23%
Choking	72	0.23%
Possible DOA	72	0.23%
Urinary problem	72	0.23%
Chronic Illness/Medical Condition	70	0.22%
Motorcycle Collision	67	0.22%
Pediatric - Seizure	67	0.22%
Structure Fire	63	0.20%
Fire Standby	59	0.19%
Stabbing	59	0.19%
911 Hang-Up	51	0.16%
Cardiac Arrest/Death	50	0.16%
Animal Bite	47	0.15%
Eye Problem/Injury	44	0.14%
Dehydration	41	0.13%
Pediatric Fever	38	0.12%
Well Person Check	37	0.12%
Stab/Gunshot Wound/Penetrating Trauma	34	0.11%
GI Bleed	32	0.10%
Burns/Explosion	30	0.10%
Fracture	30	0.10%
Assault - Sexual	28	0.09%
Gunshot	26	0.08%
Medication Reaction (Not Allergic)	26	0.08%
Pandemic/Epidemic/Outbreak	26	0.08%
Automated Crash Notification	23	0.07%
Pediatric - Trauma, Fall, MVA, GSW, Other.	22	0.07%
Heat/Cold Exposure	20	0.06%
Cardiac Arrest - Possible DOA	16	0.05%
Allergies	14	0.04%
Welfare Check	14	0.04%
Mutual Aid-Medical	12	0.04%
Gas Leak / Gas Odor (Natural and LP Gases)	11	0.04%
Public Service	10	0.03%
Transfer/Interfacility/Palliative Care	10	0.03%
Pediatric - Unresponsive	9	0.03%
Carbon Monoxide/Hazmat/Inhalation/CBRN	8	0.03%
Water Rescue	6	0.02%
Electrocution/Lightning	5	0.02%
Invalid Assist/Lifting Assist	5	0.02%
Pediatric - Abdominal pain	5	0.02%

**PROVIDENCE FIRE DEPARTMENT
2022 EMS DIVISION**

Runs by Dispatch Reason

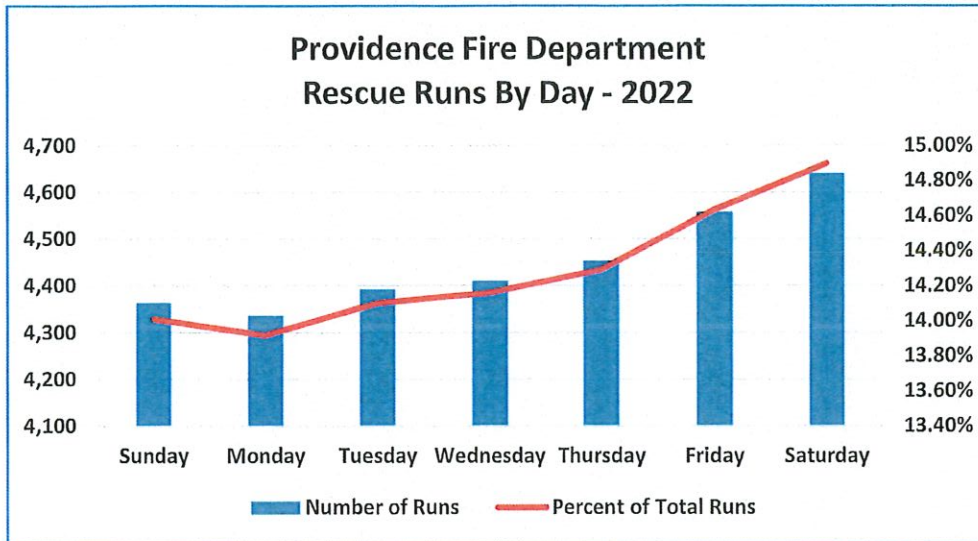
Primary Symptom	# of Times	% of Times
Respiratory Arrest	5	0.02%
Standby	5	0.02%
Other	4	0.01%
Excessive Heat	3	0.01%
Hanging	3	0.01%
Taser Shock	3	0.01%
Drowning/Diving/SCUBA Accident	2	0.01%
HAZMAT Standby	2	0.01%
Industrial Accident/Inaccessible Incident/Other Entrapments (Non-Vehicle)	2	0.01%
Pediatric - Diabetic	2	0.01%
Safe Station Drug Program	2	0.01%
Search and Rescue	2	0.01%
ACHR - Accident Hit & Run	1	0.00%
Confined Space / Structure Collapse	1	0.00%
Elevator Emergency	1	0.00%
MCI (Multiple Casualty Incident)	1	0.00%
Penetrating Wounds	1	0.00%
Total	31,158	100.00%

**PROVIDENCE FIRE DEPARTMENT
2022 EMS DIVISION**

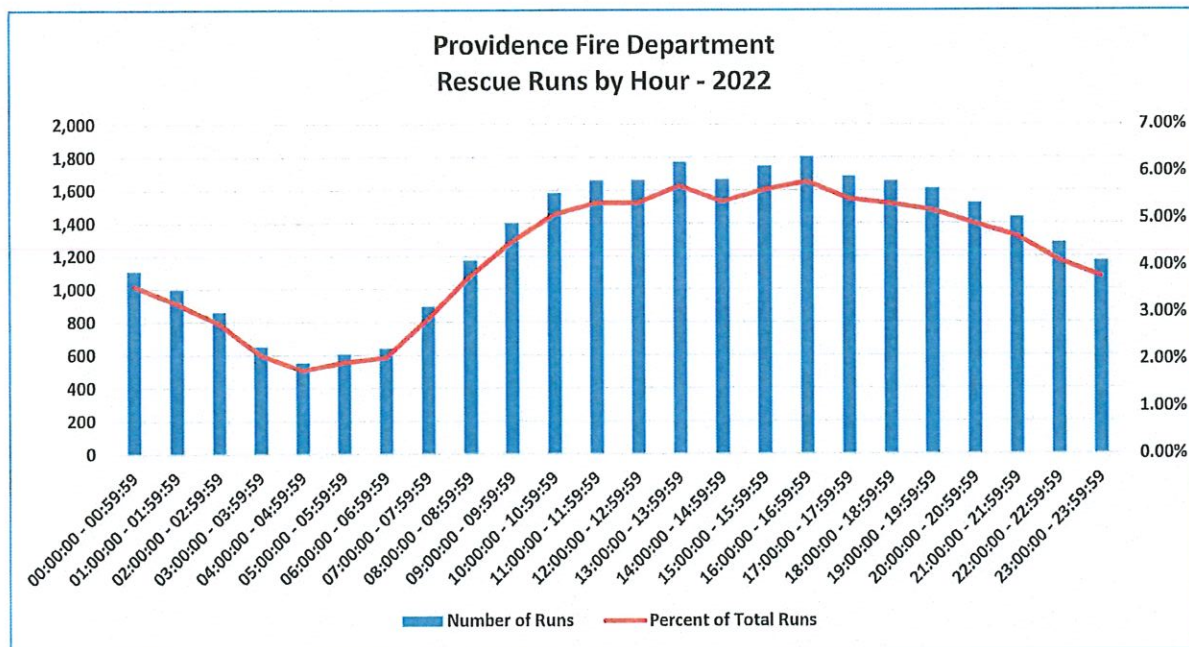
Transports to Area Hospitals

Destination	# of Runs	% of Runs
Rhode Island Hospital	13,732	51.95%
Roger Williams Medical Center	5,257	19.89%
Miriam Hospital	4,019	15.20%
Refused Aid		0.00%
Hasbro Children's Hospital	1,878	7.10%
No Emergency/Other		0.00%
Police Matter		0.00%
Unfounded		0.00%
St. Joseph's Hospital -- Fatima Unit	858	3.25%
Women & Infants Hospital	452	1.71%
Police Transport		0.00%
No Transport		0.00%
VA Medical Center	182	0.69%
Kent Hospital	39	0.15%
Safe Station		0.00%
Behavioral Health Link(BH Link)	16	0.06%
Providence Community Health Center		0.00%
Total	26,433	100.00%


Incident Day Name	Number of Runs	Percent of Total Runs
Sunday	4,364	14.01%
Monday	4,337	13.92%
Tuesday	4,393	14.10%
Wednesday	4,411	14.16%
Thursday	4,454	14.29%
Friday	4,558	14.63%
Saturday	4,641	14.90%



Incident Hour Range Of Day 24	Number of Runs	Percent of Total Runs
00:00:00 - 00:59:59	1,112	3.57%
01:00:00 - 01:59:59	998	3.20%
02:00:00 - 02:59:59	864	2.77%
03:00:00 - 03:59:59	653	2.10%
04:00:00 - 04:59:59	556	1.78%
05:00:00 - 05:59:59	609	1.95%
06:00:00 - 06:59:59	639	2.05%
07:00:00 - 07:59:59	894	2.87%
08:00:00 - 08:59:59	1,174	3.77%
09:00:00 - 09:59:59	1,403	4.50%
10:00:00 - 10:59:59	1,582	5.08%
11:00:00 - 11:59:59	1,660	5.33%
12:00:00 - 12:59:59	1,661	5.33%
13:00:00 - 13:59:59	1,772	5.69%
14:00:00 - 14:59:59	1,666	5.35%
15:00:00 - 15:59:59	1,749	5.61%
16:00:00 - 16:59:59	1,802	5.78%
17:00:00 - 17:59:59	1,686	5.41%
18:00:00 - 18:59:59	1,655	5.31%
19:00:00 - 19:59:59	1,610	5.17%
20:00:00 - 20:59:59	1,523	4.89%
21:00:00 - 21:59:59	1,438	4.62%
22:00:00 - 22:59:59	1,282	4.11%
23:00:00 - 23:59:59	1,170	3.76%



PROVIDENCE FIRE DEPARTMENT FIRE PREVENTION DIVISION



2022 ANNUAL REPORT

DEREK M. SILVA
Chief of Department

BRETT P. SMILEY
Mayor



Brett P. Smiley
Mayor
Derek M. Silva
Chief of Department

Providence Fire Department

Fire Prevention Bureau

Public Safety Complex | 325 Washington Street, Providence, Rhode Island 02903
401-243-6050 ph | 401-243-6487 fax
www.providenceri.com



Derek Simoneau
Captain
Arson/Fire Prevention

The principal responsibility of the Providence Fire Departments Fire Prevention Bureau is to promote fire prevention and awareness which is essential to the departments overall mission. Some of the central functions of the Bureau includes plan review, code enforcement & inspections, public education, and fire investigations. Inspectors, plan reviewers and investigators in the bureau attend certification training and are licensed as Assistant Deputy State Fire Marshals to enforce the RI Fire and Life Safety Code.

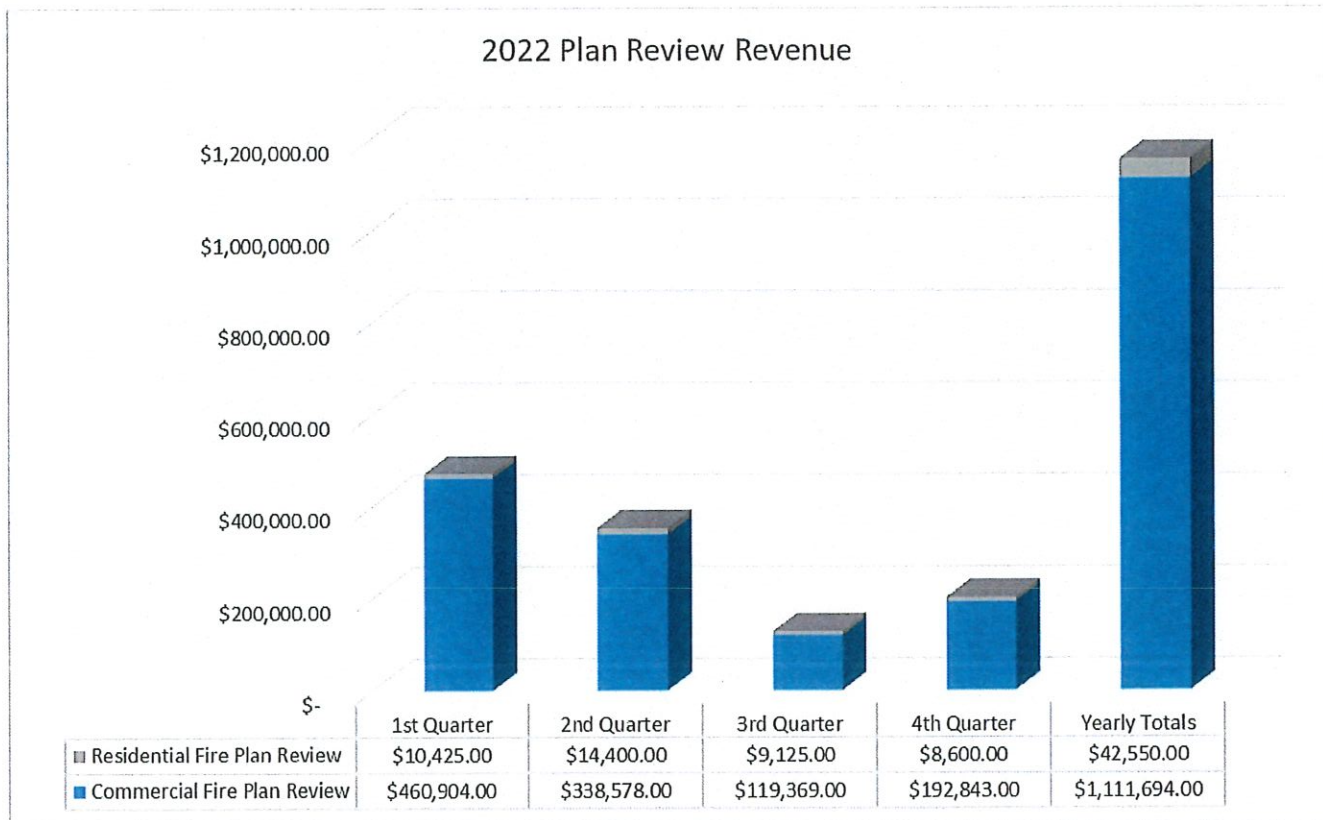
Plan Review and Construction Inspection

The Fire Prevention Bureau oversees plan reviews for new construction and renovations to ensure compliance with the RI Fire and Life Safety Codes; including fire rated construction, egress features, emergency lighting, fire alarm and sprinkler systems. Fire Prevention Bureau personnel make on-site inspections of construction projects periodically to ensure that as-built conditions echo what was approved during the plan review process.

The 2022 calendar year was an active year for construction and renovation throughout the city. Brown University was responsible for many new construction projects in the city including: two new dormitories on Brook Street, a large addition to the Churchill House Theatre. Providence College also broke ground on a new dormitory; Shanley Hall on the Eaton Street side of campus. There were several renovation projects to existing apartment buildings and private schools in the city, one being a major renovation to 206 Elmwood Avenue which will house the future Achievement First Charter School.

Residential plan reviews are conducted for installation of interconnected smoke and carbon monoxide detection systems which are required by RI Fire and Life Safety Code in most residential occupancies; including new one-family, two-family, and three-family homes built in the city.

The Fire Prevention Bureau processed over 1,200 new plan reviews this year; while also overseeing the continuation and completion of previous years projects. Commercial and residential plan intake fees collected in 2022 totaled \$1,154,244.00; an increase of 36% over the previous calendar year.



Fire and Life Safety Code Enforcement and Inspections

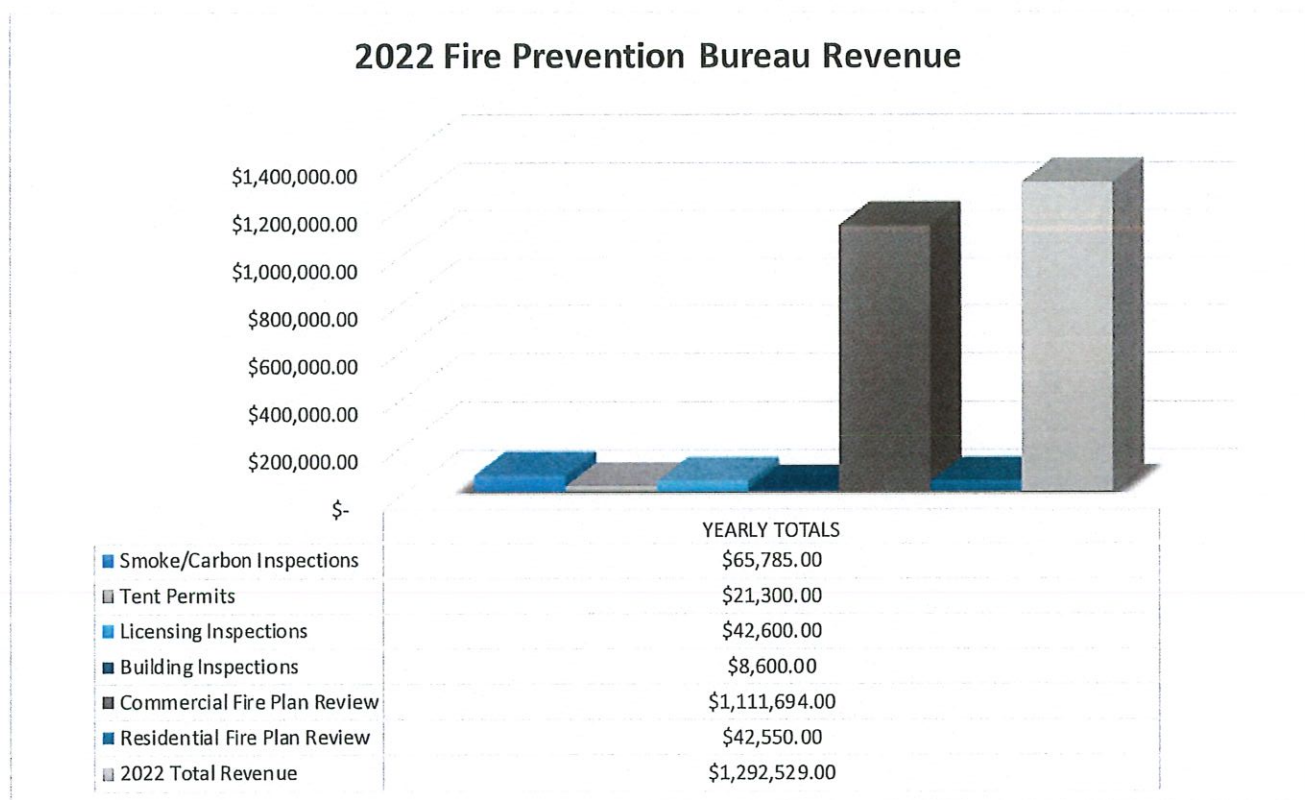
The RI Fire and Life Safety Codes require that certain occupancies be inspected on an annual basis. It places emphasis on the safe operation of certain occupancies including nightclubs, places of assembly, schools, and apartment buildings. The Fire Prevention Bureau conducted 216 annual inspections of public and private schools, nightclubs and apartment buildings in the city. Additionally, the Rhode Island Life Safety Code requires all one, two and three-family residential properties to be inspected for smoke and carbon monoxide detection systems prior to transfer of ownership. The Fire Prevention Bureau also performs inspections at the request of the Providence Board of Licenses to ensure that establishments licensed for operation by the City of Providence are in compliance with the RI Fire and Life Safety Codes.

The Fire Prevention Bureau receives numerous complaints every year about potentially unsafe conditions and fire code violations. Each of these complaints is followed up on by a Fire Inspector; and sometimes involves coordination with other officials from the City's Code Enforcement Division. Mitigating complaints is crucial to preventing loss of life and property from fire damage and other hazards. Our Inspectors mitigated over 135 complaints received into the bureau in 2022 alone.

In 2022, the Fire Prevention Bureau processed 1,165 permit applications for liquor and food licenses, outdoor dining, and various special events. The Fire Prevention Bureau provided guidance for maintaining access for fire apparatus, clearance around hydrants, fire department connections, maintaining safe egress, and safety

from vehicular traffic. Our inspectors also processed 213 permits for temporary tent installations for numerous special events and establishments throughout the city.

The RI Fire Safety Code requires home sellers to obtain a certificate of compliance from the Fire Department documenting the satisfactory inspection of smoke and carbon monoxide alarms in the home. In 2022, our inspectors completed 2,193 residential smoke and carbon monoxide inspections generating \$65,785 in revenue.

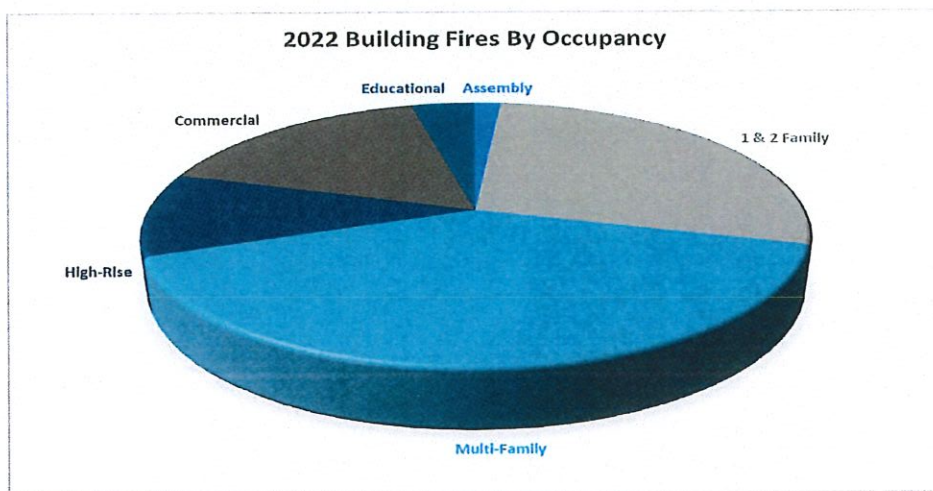


Fire Investigations

Providence Fire and Arson Investigators conducted 386 cause-and-origin investigations in 2022. Of these, 230 were classified as building fires, 103 were vehicle fires, and 53 were miscellaneous fire incidents that included: electrical problems, boiler malfunctions, outside fires, and boat fires. By occupancy type, fires occurred in 76 residential 1 & 2 family homes, 110 multi-family homes, 28 high-rise occupancies, 45 commercial spaces, 10 education facilities and 4 places of assembly.

In 2022, the majority of building fires were in residential structures. Fifteen fires were in vacant structures, and 28 were in high-rise occupancies.

The Department's Arson Squad assists in the investigation of multi-alarm fires, fires of suspected incendiary origin, and fires involving injuries or death. In 2022, there were 24 civilian injuries and 5 civilian deaths caused by fires in the city.



The Arson Squad, including K9 Wizard - an accelerant detection canine, maintains a relationship with Providence Police, the State Fire Marshal's Office, local offices of the FBI and ATF, along with fire investigators in the surrounding cities and towns.

Public Education

The Providence Fire Department participated in a wide range of formal public education and outreach activities in 2022. Education was presented through daycares, high-rises, apartment buildings, private and public schools, community organizations and events. At these events, members of the Fire Prevention Bureau distributed various educational materials, coloring books, and other fire safety messages. Fire apparatus were sent to 65 Touch-A-Truck events, and our new Smoke Trailer participated in 15 events in the city. Overall, 120 separate events were held in the city which reached an estimated 9,250 members of the community. Our Fire Prevention Bureau continues to provide free smoke and carbon monoxide alarms for distribution to those in need throughout the city. In 2022, 101 smoke alarms and 41 carbon monoxide alarms were provided to residents of the City of Providence.

PROVIDENCE FIRE DEPARTMENT

DIVISION OF TRAINING



2022 ANNUAL REPORT

DEREK M. SILVA
Chief of Department

BRETT P. SMILEY
Mayor

2022 Providence Fire Department Division of Training Activity Report

January

- January Training Topics
 - SOP No. 031 – Mayday Procedures
 - SOP No. 039 – Ice Rescue Operations, and MARSARS Ice Rescue DVD
 - RI EMS Protocol 4.13 – Adult Hypothermia and Localized Cold Injury

February

- February Training Topics
 - SOP No. 003 - Apparatus Safety
 - SOP No. 035 - FAST Operations at Structures Fires
 - SOP No. 031 - Mayday Procedures
 - RI EMS Protocol 4.07 – Thermal Burn Injury Adult

March

- March Training Topics
 - SOP No. 031 – Mayday Procedures
 - SOP No. 009 – Search and Rescue
 - SOP No. 032 – Operations at Structure Fires
 - RI EMS Protocol 4.20 Carbon Monoxide Exposure

April

- April Training Topics
 - SOP No. 031 – Mayday Procedures
 - 2020 Emergency Response Guide – Worksheet 1
 - 2020 Emergency Response Guide – Worksheet 2

May

- May Training Topics
 - SOP No. 031 – Mayday Procedures
 - PFD Training Bulletin #3, Series 2015 – Scott Pak-Tracker Hand Held Receiver
 - RI EMS Protocol 3.04 – Post Cardiac Arrest Care

June

- June Training Topics
 - SOP No. 031 – Mayday Procedures
 - RI EMS 4.12 Heat Related Illnesses
 - RI EMS 4.14 Submersion and Near Drowning

July

- July Training Topics
 - HazMat Ops Refresher
 - RI EMS 4.12 Heat Related Illnesses
 - RI EMS 4.14 Submersion and Near Drowning

August

- August Training Topics
 - SOP No. 31 – Mayday Procedures
 - Review SOP No. 011 – Accountability Procedure
 - Review SOP No. 035 FAST Operations at Structures Fires
 - RI EMS Protocol 2.10 – Adult Diabetic Emergencies

September

- September Training Topics

- SOP No. 031 – Mayday Procedures
- SOP No. 020 – Emergency Response to Elevator Incidents
- RI EMS Protocol 2.08 – Pediatric Respiratory Distress (Asthma/RAD/Croup)

October

- October Training Topics

- SOP No. 031 – Mayday Procedures
- Review IFSTA Essentials, Chapter 11 – Forcible Entry
- RI EMS Protocol 2.01 – Acute Neurologic Event with Evidence of Increased ICP

November

- November Training Topics

- SOP No. 031 – Mayday Procedures
- SOP No. 009 – Search and Rescue
- RI EMS Protocol 4.20 Carbon Monoxide Exposure

December

- December Training Topics

- SOP No. 031 – Mayday Procedures
- SOP No. 009 – Search and Rescue
- Article: Primary Search Techniques & Strategies
- Article: A firefighter's guide to fireground search and rescue – Part 2
- Video: Primary Search: Search Technique with Smoke Removed
- RI EMS Protocol 4.07 – Thermal Burn Injury Adult