



Executive Chamber, City of Providence, Rhode Island

JOSEPH R. PAOLINO, JR.
MAYOR

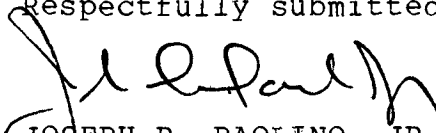
December 12, 1989

The Honorable Members
The City Council of the
City of Providence
City Hall
Providence, Rhode Island 02903

Dear Honorable Members:

Pursuant to Section 302(b) and 1011 of the Providence Home Rule Charter of 1980, I am this day reappointing Frank Scotti of 91 Hope Street, Providence, Rhode Island, as a member of the Building Board of Review for a term expiring in January of 1995, and I respectfully submit same for your approval.

Respectfully submitted,


JOSEPH R. PAOLINO, JR.
Mayor of Providence


JRP:kmp

cc: Caesar Floriani
Merlin DeConti

IN CITY COUNCIL

DEC 21 1989

READ AND APPROVED

 CLERK


FILED

DEC 12 2 06 PM '89

DEPT. OF JUSTICE
PROVIDENCE, R.I.

State of Rhode Island and Providence Plantations

THE CITY OF



PROVIDENCE

I, Frank Scotti, do solemnly swear that
I will support the Constitution of the United States and of the State
of Rhode Island and the Providence Home Rule Charter and that
I will faithfully discharge the duties of the office of

Building Board of Review

to the best of my ability.

Frank Scotti

I, Joseph R. Paolino, Jr. Mayor of Providence
do hereby certify that on the 12th day of Feb., A.D. 19 90,
I did administer unto Frank Scotti

duly appointed to the office of

Building Board of Review

the above subscribed oath.

Joseph R. Paolino, Jr.



Executive Chamber, City of Providence, Rhode Island

JOSEPH R. PAOLINO, JR.
MAYOR


December 12, 1989

The Honorable Members
The City Council of the
City of Providence
City Hall
Providence, Rhode Island 02903

Dear Honorable Members:

Pursuant to Section 302(b) and 814 of the Providence Home Rule Charter of 1980, I am this day reappointing Arthur A. Pullano of 86 What Cheer Avenue, Providence, Rhode Island, as a member of the Board of Tax Assessment Review for a term expiring in January of 1993, and I respectfully submit same for your approval.


Respectfully submitted,


JOSEPH R. PAOLINO, JR.
Mayor of Providence

JRP:kmp

IN CITY COUNCIL
DEC 21 1989

READ AND APPROVED

 CLERK

F1111

DEC 12 2 05 PM '89

DEPT. OF JUSTICE
PROVIDENCE, R.I.

State of Rhode Island and Providence Plantations

THE CITY OF



PROVIDENCE

I, Arthur A. Pullano, do solemnly swear that
I will support the Constitution of the United States and of the State
of Rhode Island and the Providence Home Rule Charter and that
I will faithfully discharge the duties of the office of

Tax Assessment Review Board

to the best of my ability.

Arthur A. Pullano

I, Joseph R. Paolino, Jr. Mayor of Providence
do hereby certify that on the 12th day of Feb., A.D. 19 90,
I did administer unto Arthur A. Pullano

duly appointed to the office of

Tax Assessment Review Board

the above subscribed oath.

Joseph R. Paolino, Jr.



Executive Chamber, City of Providence, Rhode Island

JOSEPH R. PAOLINO, JR.
MAYOR


December 12, 1989

The Honorable Members
The City Council of the
City of Providence
City Hall
Providence, Rhode Island 02903

Dear Honorable Members:

Pursuant to Section 302(b) and 1016 of the Providence Home Rule Charter of 1980, I am this day reappointing Stanley Weiss of 10 Cushing Street, Providence, Rhode Island, as a member of the Port Commission for a term expiring in January of 1991.

Respectfully submitted,

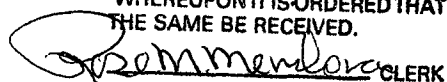

JOSEPH R. PAOLINO, JR.
Mayor of Providence

JRP:kmp

cc: William Goddard
John D'Antuono

IN CITY COUNCIL
DEC 21 1989

READ
WHEREUPON IT IS ORDERED THAT
THE SAME BE RECEIVED.


CLERK

State of Rhode Island and Providence Plantations

THE CITY OF



PROVIDENCE

I, Stanley Weiss, do solemnly swear that
I will support the Constitution of the United States and of the State
of Rhode Island and the Providence Home Rule Charter and that
I will faithfully discharge the duties of the office of

Port Commission

to the best of my ability.

I, Joseph R. Paolino, Jr. Mayor of Providence
do hereby certify that on the 12th day of Feb., A.D. 19 90,
I did administer unto Stanley Weiss

duly appointed to the office of

Port Commission

the above subscribed oath.

State of Rhode Island and Providence Plantations

THE CITY OF



PROVIDENCE

I, Susan Weingeroff, do solemnly swear that
I will support the Constitution of the United States and of the State
of Rhode Island and the Providence Home Rule Charter and that
I will faithfully discharge the duties of the office of

Board of Park Commissioners
to the best of my ability.

Susan Weingeroff

I, Joseph R. Paolino, Jr. Mayor of Providence
do hereby certify that on the 6th day of Feb., A.D. 19 90,
I did administer unto Susan Weingeroff

duly appointed to the office of

Board of Park Commissioners
the above subscribed oath.

Joseph R. Paolino, Jr.

GLORIA L. LINCOURT
DIRECTOR



JOSEPH R. PAOLINO, JR.
MAYOR

Department of Public Property, Purchasing Division
"Building Pride In Providence"

M E M O R A N D U M

TO: PRESIDENT OF CITY COUNCIL, NICHOLAS EASTON AND
COUNCIL MEMBERS

FROM: GLORIA L. LINCOURT, CITY CONTROLLER

DATE: DECEMBER 4, 1989

SUBJECT: MONTHLY FINANCIAL RPEORTS

Gloria L. Lincourt

Enclosed please find monthly financial reports for the month of November, 1989, in accordance with Section 813 (B8) of the City Charter.

GLL:mcb

cc: Ms. Rose Mendonca, City Clerk
Mr. Alex Prignano, Deputy Finance Director
Ms. Rosemarie Davis, Deputy Controller

IN CITY COUNCIL
DEC 21 1989

READ
WHEREUPON IT IS ORDERED THAT
THE SAME BE RECEIVED.

Rosemarie Davis CLERK

CITY OF PROVIDENCE
REVENUE ANALYSIS
NOVEMBER 1989

CITY SOURCES	REVENUE FY 89 UNAUDITED	COLLECTIONS JULY - NOV FY 89	BUDGET FY90	PROJECTIONS JULY - NOV FY 90	COLLECTIONS JULY - NOV 90	VARIANCE
PROPERTY TAXES	\$134,406,335	\$73,574,665	\$137,055,167	\$78,072,462	\$79,963,783	\$1,891,321
BUSINESS LICENSES	1,601,206	504,019	1,600,000	575,000	486,545	(88,455)
FINES, FORFEITS	3,084,395	1,175,119	3,300,000	1,319,265	998,278	(320,987)
DONATIONS	63,493	5,000	20,000	0	0	0
PORT	1,764,430	705,773	2,000,000	833,333	542,390	(290,945)
OTHER DEPTS.	3,548,916	1,014,051	6,294,452	1,035,755	1,158,861	123,106
RENTS & INTEREST	4,980,593	1,126,955	4,120,000	1,750,000	2,543,253	793,253
SPECIAL REVENUES	200,000	0	125,000	0	0	0
SCHOOL MISC.	496,054	98,746	166,000	69,165	71,158	1,993
TOTAL CITY SOURCES	\$150,145,422	\$78,204,328	\$154,680,619	\$83,654,982	\$85,764,268	\$2,109,286
STATE & FEDERAL SOURCES						
STATE SHARED TAXES	\$1,687,686	\$0	\$1,600,000	\$0	\$0	\$0
GENERAL REVENUE SHARING	8,603,936	0	9,284,587	0	0	0
PAYMENT IN LIEU/TAXES	1,914,434	0	1,914,433	0	0	0
EDUCATIONAL AID						
STATE & FEDERAL FUNDS	48,341,240	16,261,379	52,157,124	17,377,494	17,377,494	0
SCHOOL CONSTRUCTION D/S	368,975	184,488	900,000	450,000	420,046	(29,954)
TOTAL STATE & FEDERAL	\$60,916,270	\$16,445,867	\$65,856,144	\$17,827,494	\$17,797,540	(\$29,954)
GENERAL PUBLIC ASST.	\$9,780,839	\$3,210,250	\$12,511,000	\$5,212,915	\$2,841,142	(\$2,371,773)
TOTAL ALL SOURCES	\$220,842,531	\$97,860,445	\$233,047,763	\$106,695,391	\$106,402,950	(\$292,441)

CITY OF PROVIDENCE : EXPENDITURE REPORT

JULY 1, 1989 TO NOVEMBER 30, 1989

DEPARTMENT		SPENT FY 1989 (UNAUDITED)	ORIGINAL FY 1990 APPROPRIATION	FY 1990 TRANSFERS	ADJUSTED FY 1990 APPROPRIATION	SPENT JULY/NOV FY 90 (UNAUDITED)	BALANCE AVAILABLE AMOUNT	BALANCE AVAILABLE PERCENT	BALANCE AVAILABLE SHOULD BE
EXECUTIVE									
	REG. PAYROLL	2,372,999	2,520,125	0	2,520,125	1,041,435	1,478,690	58.68%	61.54%
	OVERTIME	5,473	6,500	0	6,500	4,371	2,129	32.76%	61.54%
	OTHER EXPENSE	1,593,692	1,257,694	0	1,257,694	692,971	564,723	44.90%	61.54%
	TOTAL	3,972,164	3,784,319	0	3,784,319	1,738,777	2,045,542	54.05%	61.54%
FINANCE									
	REG. PAYROLL	2,446,351	2,443,635	0	2,443,635	955,072	1,488,563	60.92%	61.54%
	OVERTIME	70,922	13,000	0	13,000	46,132	(33,132)	-254.86%	61.54%
	OTHER EXPENSE	4,062,253	4,725,858	0	4,725,858	1,899,547	2,826,311	59.81%	61.54%
	TOTAL	6,579,526	7,182,493	0	7,182,493	2,900,751	4,281,742	59.61%	61.54%
PUBLIC SAFETY (POLICE)									
	REG. PAYROLL	17,208,717	17,927,861	0	17,927,861	6,940,912	10,986,949	61.28%	61.54%
	OVERTIME	1,210,799	800,000	0	800,000	491,522	308,478	38.56%	61.54%
	OTHER EXPENSE	2,015,831	1,201,888	0	1,201,888	1,026,992	174,896	14.55%	61.54%
	TOTAL	20,435,347	19,929,749	0	19,929,749	8,459,426	11,470,323	57.55%	61.54%
PUBLIC SAFETY (FIRE)									
	REG. PAYROLL	16,363,211	16,431,660	0	16,431,660	5,973,616	10,458,044	63.65%	61.54%
	OVERTIME	1,399,430	735,000	0	735,000	647,416.42	87,584	11.92%	61.54%
	OTHER EXPENSE	1,874,909	1,930,465	0	1,930,465	690,841	1,239,624	64.21%	61.54%
	TOTAL	19,637,550	19,097,125	0	19,097,125	7,311,874	11,785,251	61.71%	61.54%
PUBLIC SAFETY (OTHER)									
	REG. PAYROLL	1,730,802	1,703,644	0	1,703,644	624,976	1,078,668	63.32%	61.54%
	OVERTIME	108,824	92,500	0	92,500	32,728	59,772	64.62%	61.54%
	OTHER EXPENSE	889,335	922,849	0	922,849	372,121	550,728	59.68%	61.54%
	TOTAL	2,728,960	2,718,993	0	2,718,993	1,029,824	1,689,169	62.12%	61.54%
INSPECTIONS									
	REG. PAYROLL	1,641,148	1,638,448	0	1,638,448	587,695	1,050,753	64.13%	61.54%
	OVERTIME	19,021	22,800	0	22,800	9,676	13,124	57.56%	61.54%
	OTHER EXPENSE	239,943	246,680	0	246,680	82,813	163,867	66.43%	61.54%
	TOTAL	1,900,113	1,907,928	0	1,907,928	680,183	1,227,745	64.35%	61.54%

CITY OF PROVIDENCE : EXPENDITURE REPORT

JULY 1, 1989 TO NOVEMBER 30, 1989

DEPARTMENT		SPENT FY 1989 (UNAUDITED)	ORIGINAL FY 1990 APPROPRIATION	FY 1990 TRANSFERS	ADJUSTED FY 1990 APPROPRIATION	SPENT JULY/NOV FY 90 (UNAUDITED)	BALANCE AVAILABLE AMOUNT	BALANCE AVAILABLE PERCENT	BALANCE AVAILABLE SHOULD BE
PUBLIC WORKS									
	REG. PAYROLL	3,007,488	3,242,445	0	3,242,445	1,169,584	2,072,861	63.93%	61.54%
	OVERTIME	179,497	215,000	0	215,000	69,021	145,979	67.90%	61.54%
	OTHER EXPENSE	5,415,663	5,945,562	0	5,945,562	2,985,660	2,959,902	49.78%	61.54%
	TOTAL	8,602,648	9,403,007	0	9,403,007	4,224,265	5,178,742	55.08%	61.54%
RECREATION									
	REG. PAYROLL	588,143	624,028	0	624,028	348,054	275,974	44.22%	61.54%
	OVERTIME	10,360	8,000	0	8,000	7,539	461	5.76%	61.54%
	OTHER EXPENSE	91,631	75,400	0	75,400	44,364	31,036	41.16%	61.54%
	TOTAL	690,134	707,428	0	707,428	399,958	307,470	43.46%	61.54%
PUBLIC PARKS									
	REG. PAYROLL	3,495,804	3,506,648	0	3,506,648	1,425,212	2,081,436	59.36%	61.54%
	OVERTIME	365,128	240,000	0	240,000	165,418	74,582	31.08%	61.54%
	OTHER EXPENSE	471,495	601,863	0	601,863	168,292	433,571	72.04%	61.54%
	TOTAL	4,332,427	4,348,511	0	4,348,511	1,758,923	2,589,588	59.55%	61.54%
PUBLIC PROPERTY									
	REG. PAYROLL	1,007,127	1,146,526	0	1,146,526	407,588	738,938	64.45%	61.54%
	OVERTIME	13,065	14,000	0	14,000	5,285	8,715	62.25%	61.54%
	OTHER EXPENSE	2,045,360	2,229,981	0	2,229,981	668,165	1,561,816	70.04%	61.54%
	TOTAL	3,065,552	3,390,507	0	3,390,507	1,081,039	2,309,468	68.12%	61.54%
PORT									
	REG. PAYROLL	470,415	444,968	0	444,968	168,170	276,798	62.21%	61.54%
	OVERTIME	7,708	8,000	0	8,000	3,510	4,490	56.12%	61.54%
	OTHER EXPENSE	151,137	204,500	0	204,500	65,758	138,742	67.84%	61.54%
	TOTAL	629,260	657,468	0	657,468	237,438	420,030	63.89%	61.54%
OTHER DEPARTMENTS									
	REG. PAYROLL	2,952,473	2,994,570	0	2,994,570	1,152,894	1,841,676	61.50%	61.54%
	OVERTIME	51,183	18,500	0	18,500	8,153	10,347	55.93%	61.54%
	OTHER EXPENSE	599,188	851,358	0	851,358	181,392	669,966	78.69%	61.54%
	TOTAL	3,602,844	3,864,428	0	3,864,428	1,342,438	2,521,990	65.26%	61.54%
	OTHER EXPENSE	12,935	9,700	0	9,700	2,393	7,307	75.33%	61.54%
	TOTAL	12,935	9,700	0	9,700	2,393	7,307	75.33%	61.54%
DEPARTMENT SUBTOTALS		76,189,460	77,001,656	0	77,001,656	31,167,289	45,834,367	59.52%	61.54%
1989-1990 ENCUMBRANCES O/S						5,102,880	(5,102,880)		

CITY OF PROVIDENCE : EXPENDITURE REPORT

JULY 1, 1989 TO NOVEMBER 30, 1989

DEPARTMENT	SPENT FY 1989 (UNAUDITED)	ORIGINAL FY 1990 APPROPRIATION	FY 1990 TRANSFERS	ADJUSTED FY 1990 APPROPRIATION	SPENT JULY/NOV FY 90 (UNAUDITED)	BALANCE AVAILABLE AMOUNT	BALANCE AVAILABLE PERCENT	BALANCE AVAILABLE SHOULD BE
SCHOOL DEPARTMENT	42,313,307	48,264,876	0	48,264,876	14,000,000	34,264,876	70.99%	61.54%
PENSIONS	9,671,588	10,838,556	0	10,838,556	443,089	10,395,467	95.91%	61.54%
DEBT SERVICE	13,697,204	14,165,912	0	14,165,912	5,245,753	8,920,159	62.97%	61.54%
GRANTS	1,946,393	2,095,590	0	2,095,590	868,864	1,226,726	58.54%	61.54%
F.I.C.A.	1,737,619	1,850,000	0	1,850,000	742,802	1,107,198	59.85%	61.54%
HEALTH BENEFITS	7,941,961	10,030,000	0	10,030,000	3,787,737	6,242,263	62.24%	61.54%
UNEMPLOYMENT	87,865	72,000	0	72,000	25,104	46,896	65.13%	61.54%
OTHER	3,965,043	3,887,374	0	3,887,374	1,761,813	2,125,561	54.68%	61.54%
	81,360,980	91,204,308	0	91,204,308	26,875,163	64,329,145	70.53%	61.54%
PAYROLL EXPENSES	56,649,693	56,778,358	0	56,778,358	22,235,477	34,542,881	60.84%	61.54%
TOTAL GENERAL REV ACCOUNTS	157,550,440	168,205,964	0	168,205,964	58,042,451	110,163,513	65.49%	61.54%
G.P.A.	9,699,860	12,511,000	0	12,511,000	3,478,323	9,032,677	72.20%	61.54%
TOTAL GENERAL FUND	167,250,300	180,716,964	0	180,716,964	61,520,774	119,196,190	65.96%	61.54%