

ANNUAL REPORT

PROVIDENCE POLICE
DEPARTMENT

1956

January 25, 1957

Honorable John B. Dunn
Commissioner of Public Safety

Dear Sir:

I have the honor of submitting herewith the annual report of the Police Department for the year ending December 31, 1956.

With 1956 revealing an alarming nationwide increase in automobile accidents over 1955, including fatalities and personal injuries, a program was developed at that time to reach the causes. The density of our population was considered, and the fact that 300,000 cars and persons from the metropolitan areas are driven into and out of our city daily, was analyzed. Our limited street capacity was studied, bearing in mind the ever increasing number of registered automobiles, and it was apparent that the task would be tremendous and the methods employed necessarily varied. In spite of the alarming increase of traffic accidents nationwide, it is gratifying to show a very slight increase in traffic accidents in the City of Providence and a decrease of personal injury accidents.

Talks on safety education were provided to the school children and the efforts of the Crossing Guards, together with those of the police assigned to this duty were most effectual in getting the children to and from school safely.

Carrying on our program established in 1956, it was apparent that speed did provide the cause for accidents and because of our rigid policy of stepped-up enforcement, prosecutions and motorists warned resulted in an increase over 1956 which shows that the program set up by the Police was proving successful.

Continuous efforts were made throughout the year to enforce the provisions of vice, gambling and liquor laws with satisfactory results and there will be no slackening of these efforts through the year.

The Providence Police Department has continued to encourage and assist neighborhood groups conducting teenage programs and we have actively sponsored juvenile sports events during the past year. We have co-operated and worked with the City Recreation Department and it has been our thought that by reaching the youth and controlling their activities, we have promoted friendship and respect for law enforcement.

Respectfully submitted,

John A. Murphy
JOHN A. MURPHY
Chief of Police

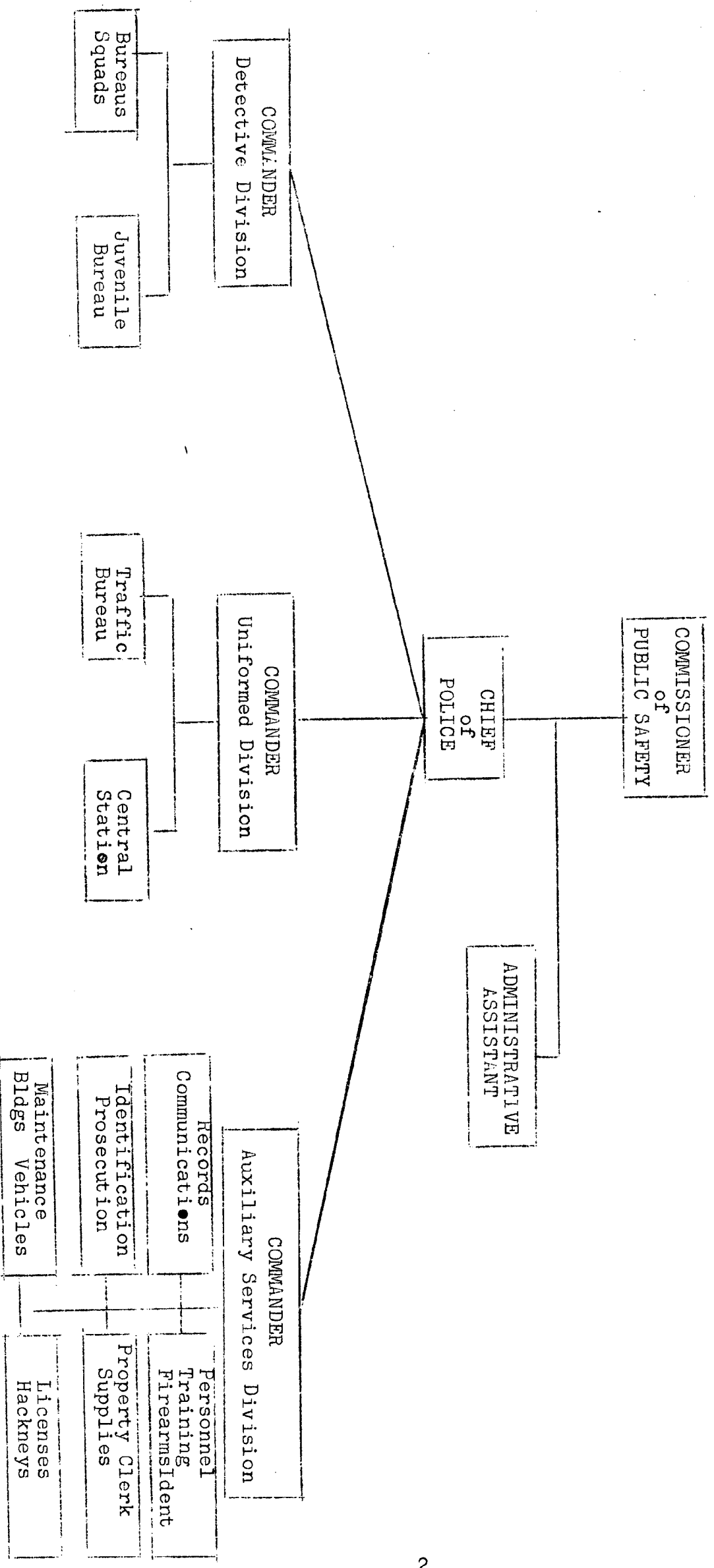
JAM/m

IN CITY COUNCIL
FEB 7 - 1957

READ:
WHEREUPON IT IS ORDERED THAT
THE SAME BE RECEIVED.

D. Everett Whelan
CLERK

ORGANIZATION CHART
 PROVIDENCE POLICE DEPARTMENT
 PROVIDENCE, RHODE ISLAND



COMMANDING OFFICERS
PROVIDENCE POLICE DEPARTMENT

JOHN A. MURPHY.....CHIEF OF POLICE

WALTER E. STONE, Commander.....INVESTIGATIONS DIVISION
GEORGE E. O'DOWD, Commander.....UNIFORM DIVISION
WILLIAM T. HOLT, Commander.....AUXILIARY SERVICES DIVISION

BUREAU COMMANDERS

INVESTIGATIONS DIVISION

WALTER E. STONE, Commander

PETER H. OSTERMAN, Captain.....DETECTIVE BUREAU
WILLIAM E. MAY, Lieutenant.....JUVENILE BUREAU

UNIFORM DIVISION

GEORGE E. O'DOWD, Commander

JAMES C. COMER, Captain.....TRAFFIC BUREAU
JAMES J. HEALEY, Captain.....CENTRAL STATION
WALTER F. MAGINN, Captain.....CENTRAL STATION
ALEXANDER ST. PIERRE, Captain.....CENTRAL STATION

AUXILIARY SERVICES DIVISION

WILLIAM T. HOLT, Commander

HOWARD A. FRANKLIN, Captain.....RECORDS-COMMUNICATION
GEORGE W. WILDING, Captain.....PERSONNEL-TRAINING
GEORGE P. BLESSING, Lieutenant.....AMUSEMENT INSPECTOR
JOHN J. MC KENNA, Lieutenant.....PROSECUTION
JOSEPH BARRA, Sergeant.....CENTRAL COMPLAINT
WILLIAM A. LEONARD, Sergeant.....LICENSE ENFORCEMENT
WALTER J. CAHILL, Sergeant.....CRIMINAL IDENTIFICATION
NOEL C. PINNEY, Sergeant.....FIREARMS
NORMAN PEGG.....ACCIDENT PREVENTION
FRANK MULDOWNNEY, Supt.....MAINTENANCE
JAMES LAWLESS.....RADIO ENGINEER
JOSEPH MC LAUGHLIN.....SUP'T VEHICLES

SUPERIOR OFFICERS
PROVIDENCE POLICE DEPARTMENT

JOHN A. MURPHY, Chief of Police

DETECTIVE DIVISION
WALTER E. STONE, Commander

Detective Bureau
Peter H. Osterman, Captain

Lieut. Thomas B. Healey
Lieut. Leo T. Burns

Lieut. Clarence L. Nadeau
Lieut. Charles A. McElroy

Sergeants
Norman F. Cox
William E. Cummings
Walter A. McQueeney

Sergeants
John M. Crowley
William Griego
Francis C. Spicola

UNIFORMED DIVISION
GEORGE E. O'DOWD, Commander

Central Station

Captain
James J. Healey

Captain
Alexander J. St. Pierre

Captain
Walter F. Maginn

Lieutenants
Kenneth J. Durrell
Joseph W. Neil
John F. Zubiago

Lieutenants
Thomas J. Gilchrist
George M. Shea

Lieutenants
Leo F. Meagher
John F. Tiernan

Sergeants
Edward B. Aptt
Severino Cipolla
Lawrence E. DeSimone
William J. Hames
William G. Lawton
Alfred E. McCall
Frederick McKenna
William R. Panniccia
Russell H. See
Leo P. Trambukis

Sergeants
James A. Buote
John F. Deignan
Robert W. Emmett
John A. Harty
Harry J. Lonergan
John J. McGovern
Vincent J. O'Connell
Richard R. Patterson
Vincent Storti

Sergeants
Frederick T. Cahir
Joseph W. DeMagistris
Charles F. Gormley
John J. Kilduff
Charles A. Lyons
William G. McLaughlin
James C. O'Neill
Patrick J. Powers
William A. Toher

TRAFFIC BUREAU

Captain
James C. Comer

Lieutenants

Morris Stepak
John J. Lucey

Lieutenants

Kevin P. McCarthy
Joseph L. Burns Jr.

Sergeants

Alton T. Leonard
John L. Eddy
Raymond F. Waldraff

Sergeants

Thomas J. O'Rourke
Charles V. MC Cormick
William J. Dorgan

Sergeants

Stanley P. Andrukiewicz
Francis J. Cunningham
Raymond F. Bagley

AUXILIARY SERVICES

WILLIAM T. HOLT, Commander

Captain

Howard A. Franklin

Captain

George W. Wilding

Lieutenant

John J. McKenna

Lieutenant

George P. Blessing

Sergeants

Joseph Barra
William Leonard

Sergeants

Walter J. Cahill
Noel C. Pinney

Sergeants

George B. Healey

SUPERVISOR OF VEHICLES

Hackney Carriage Drivers Licenses recommended after investigation	684
Hackney Carriage Power Vehicles.....	199
Trucking Licenses Approved.....	303
Hackney Carriage Drivers Licenses "Not Recommended".....	7
Hearings before the Bureau of Licenses.....	5
Hackney Carriage Drivers Licenses suspended after Hearing.....	5
Hackney Carriage Power Vehicles Licenses Voluntarily surrendered.	1

Seventy-two (72) Hackney Carriage Drivers appeared before the Supervisor of Vehicles in the office of the License Investigation Bureau and were warned of minor violations committed and the violations filed for future reference.

There are twenty-nine 'Hackney or Taxi Stands' allotted to the various Taxi Companies which are located in the Central Business District and there are fourteen 'Hackney or Taxi Stands' which are located outside the Central Business District.

During the year several minor complaints were received from individuals regarding the actions of Hackney Carriage Drivers and owners. All complaints were investigated fully and to the satisfaction of those complaining.

LICENSE INVESTIGATION

Applications for licenses investigated, all classes.....	10,082
Carnaval petitions investigated.....	6
Remonstrances filed and investigated.....	12
Inspection of licensed premises made.....	7,680
Licensees warned for minor violations.....	185
Hearings before Bureau of Licenses, violation license Priv.	49
Hearings before the State Liquor Control Administrator...	8
Licenses suspended by Bureau of Licenses.....	36
Licensees reprimanded by Bureau of Licenses.....	9
Licensee found not guilty by Bureau of Licenses.....	1
Licensee case dismissed for lack of evidence by Bur.Licenses	1
License revoked.....	1

Licenses suspended	Reprimands after hearings
Class A. Retailers.....11	Class A. Retailers..... 1
Class B Retailers..... 7	Class B Retailers..... 1
Class C Retailers.....10	Class C Retailers..... 3
Second Hand Stores..... 2	Junk Shops..... 2
Junk Shops..... 5	Second-Hand Stores..... 2
Dance Licenses..... 1	

Licenses Revoked	Licensees found Not Guilty
Police Constable with Power. 1	Class A Retailers..... 1
	Case dismissed lack of evidence
	Class B. Retailers..... 1

AMUSEMENT INSPECTOR

Theatres operating regularly in City of Providence,.....	11
Drive-In-Theatres operating regularly in Providence.....	1
Theatres re-opening (Metropolitan).....	1
Theatres closing (Metropolitan).....	1
Application for new Drive-In-Theatre BerryHillCopp Pending	1
Applications for Theatre Licenses approved.....	1146
Entertainment permits approved and granted to various Religious, Educational, and Charitable Organizations as provided by law.....	68
Applications for Entertainment Licenses approved for events held in the various Auditoriums throughout Providence, ie RI Auditorium, R.I. School of Design, Veteran's Memorial, and Providence Journal Auditorium, in the presentation of Operas, Dramas, Comedy, Ballets, Atheletic Events.....	144
Total number of Entertainment licenses and permits issued after approval of applications.....	1358
Reviews of Motion Pictures produced and the classification as to their entertainment value have been received under sub- scription from the following:	

National Board of Review of Motion Pictures
National Legion of Decency
Motion Picture Herald
Variety (Trade Newspaper)

AMUSEMENT INSPECTOR (cont)

The Reviews contained therein have been recorded alphabetically and numerically in the Library of this office for immediate reference.

Accompanied by the assistant amusement inspector five private screenings of Foreign Films were reviewed. These films did not have the approval of the Producers Code Authority nor the Legion of Decency and after objectionable portions had been deleted approval for public exhibition of four of the films was granted. Approval of the showing of the Foreign Film 'Adorable Creatures' was denied.

The Stage production 'Tea and Sympathy' was approved for public presentation after objectionable dialogue had been deleted.

Merchandise of an obscene and controversial nature found displayed in the window of a downtown store was ordered removed.

Class B licensed places presenting vaudeville etc., submitted weekly reports as to the type of entertainment contracted for and the names of the performers appearing.

Periodic visits were made to the various places of entertainment to insure compliance with the laws and regulations applicable.

Complaints of the distribution of offensive magazines during the past year were at a minimum and in such instances the objectionable material was removed from circulation by the distributor.

ACTUAL OFFENSES AND CLEARANCES
January 1st to December 31st 1955 - 1956

1955 OFFENSE	JAN		FEB		MAR		APR		MAY		JUN		JUL		AUG		SEP		OCT		NOV		DEC	
	R	C	R	C	R	C	R	C	R	C	R	C	R	C	R	C	R	C	R	C	R	C	R	C
MURDER	0	0	0	0	1	1	0	0	0	0	0	0	0	0	2	1	0	0	0	0	1	0	0	0
MANSLAUGHTER	0	0	0	0	0	0	2	2	1	1	0	0	1	1	1	1	0	0	3	3	1	1	0	0
RAPE	0	0	2	2	2	2	6	5	2	2	5	4	5	4	3	3	4	3	3	2	0	1	3	3
ROBBERY	4	0	9	5	3	4	8	0	5	0	7	2	5	4	11	8	6	2	5	2	8	2	8	3
A.D.W.	13	11	11	10	7	6	5	1	11	10	13	7	9	9	11	8	13	11	5	8	10	10	15	14
BURGLARY	93	43	81	17	100	41	130	29	121	41	87	10	112	17	119	24	108	63	107	43	112	26	115	62
LARCENY	182	52	163	37	198	53	285	45	193	60	251	31	188	34	196	32	245	79	294	110	353	60	295	86
AUTO THEFT	36	7	32	12	26	8	60	11	16	3	57	4	27	3	42	8	31	18	39	5	47	11	36	4
TOTAL	328	113	298	83	337	115	496	93	349	117	420	58	347	72	385	85	407	176	456	173	532	111	472	172
1956																								
MURDER	2	2	0	0	0	0	0	0	1	1	1	1	0	0	1	1	0	0	2	2	0	0	2	2
MANSLAUGHTER	0	0	0	0	1	0	0	0	0	0	1	1	0	0	0	0	2	2	0	0	2	2	3	3
RAPE	6	7	6	6	3	3	3	3	4	4	3	2	9	8	5	4	5	6	3	3	4	4	5	5
ROBBERY	5	3	6	2	1	0	2	3	4	2	3	2	5	1	4	1	1	2	9	8	6	2	11	5
A.D.W.	14	11	8	6	14	13	17	14	16	9	9	11	17	15	19	11	5	5	11	7	5	4	10	7
BURGLARY	143	38	95	24	100	29	105	22	93	23	95	4	116	10	130	25	129	45	116	53	136	56	131	112
LARCENY	228	45	247	36	272	117	339	42	290	40	266	42	247	33	240	36	293	46	337	38	367	181	289	154
AUTO THEFT	45	23	69	28	33	7	44	15	27	6	27	9	26	8	26	6	40	18	60	11	49	26	61	24
TOTAL	443	129	431	102	424	169	510	99	435	85	405	72	420	75	425	84	475	124	538	122	569	275	512	312

COMPARISON OF OFFENSES

January 1st to December 31st 1955-1956

UNIFORM CLASSIFICATION OF OFFENSES	1955	1956
MURDER.....	4	9
MANSLAUGHTER.....	9	9
*RAPE.....	35	56
ROBBERY.....	79	57
AGGRAVATED ASSAULT.....	123	145
BURGLARY.....	1285	1389
LARCENY.....	2843	3415
AUTO THEFT.....	449	507
TOTAL.....	4827	5587

*Included in this category are Carnal Knowledge Cases

FORCIBLE RAPE5
CARNAL KNOWLEDGE...51

COMPARISON OF CLEARANCES

January 1st to December 31st 1955-1956

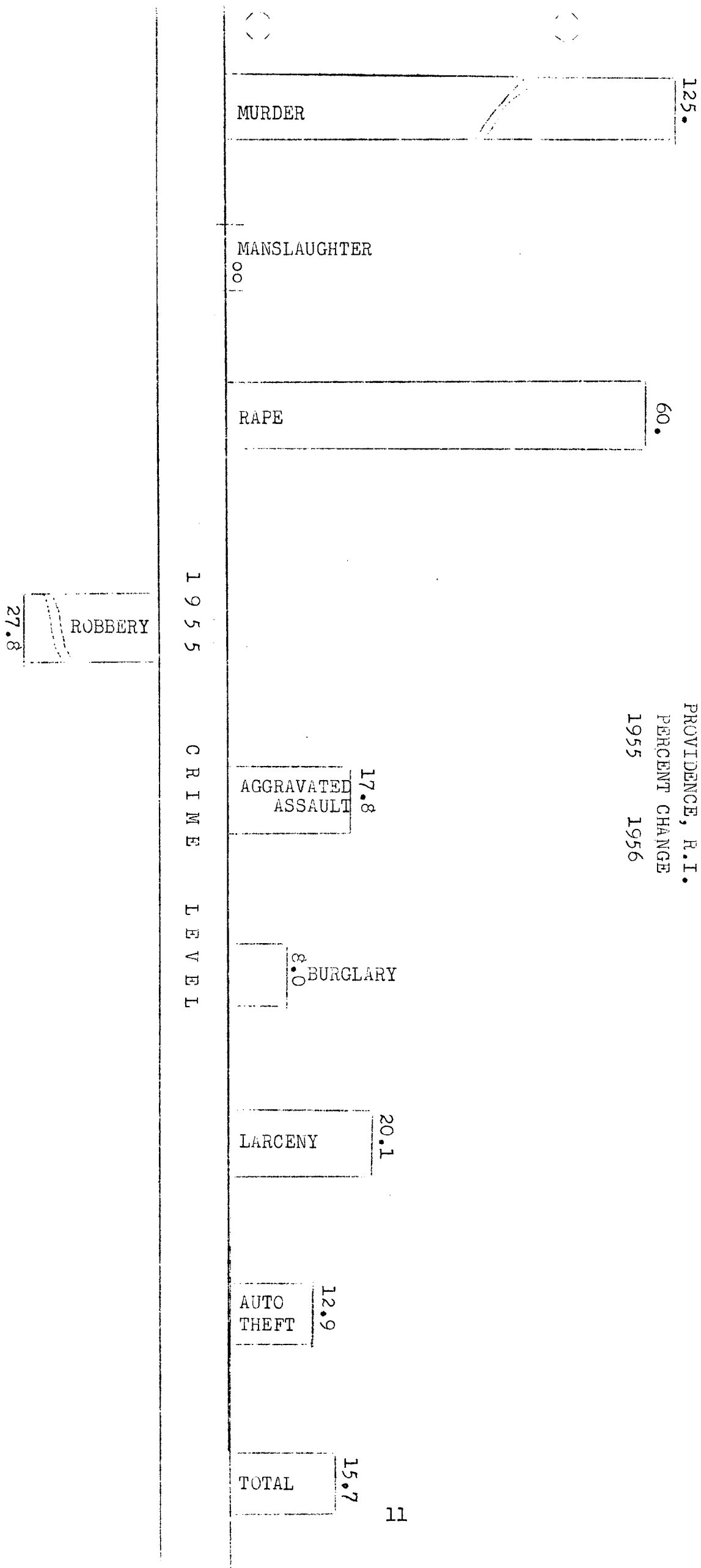
UNIFORM CLASSIFICATION OF OFFENSES	PERCENT CLEARANCE 1955	1956
MURDER.....	50.	100.
MANSLAUGHTER.....	100.	88.8
RAPE.....	88.5	98.2
ROBBERY.....	40.5	54.4
AGGRAVATED ASSAULT.....	85.3	77.9
BURGLARY.....	32.3	31.7
LARCENY.....	24.1	23.7
AUTO THEFT.....	20.9	35.7
TOTAL.....	28.3	29.5

TABLE OF OFFENSES KNOWN TO THE POLICE AND VALUE OF PROPERTY
STOLEN

January 1st to December 31st 1956

UNIFORM CLASSIFICATION OF OFFENSES	ACTUAL OFFENSES	VALUE OF PROPERTY STOLEN
1. CRIMINAL HOMICIDE		
a. Murder & Non-Negligent Mnsltr...	9	
b. Manslaughter by Negligence	9	
TOTAL.....	18	
2. RAPE		
a. Forcible.....	5	
b. Statutory.....	51	
TOTAL.....	56	
3. ROBBERY		
a. Highway.....	20	\$ 890.
b. Miscellaneous.....	37	\$ 2,064.
TOTAL.....	57	\$ 2,955.
4. BURGLARY (Breaking&Entering)		
a. Residence.....	368	\$ 60,628.
b. Non-Residence(store-office).....	1,021	\$ 170,656.
TOTAL.....	1,389	\$ 231,284.
5. LARCENY		
a. \$50. & over in value.....	916	\$ 148,492.
b. \$5. to \$50. in value.....	2,172	\$ 31,613.
c. Under \$5. in value.....	327	\$ 553.
TOTAL.....	3,415	\$ 180,659.
6. AUTO THEFT		
a. Joy Riding.....	433	\$ 239,899.
b. All other.....	74	\$ 58,032.
TOTAL.....	507	\$ 297,932.
5x NATURE OF LARCENIES IN ITEM 5		
a. Purse Snatching.....	17	\$ 111.
b. Pocket-picking.....	33	\$ 2,455.
c. Shoplifting.....	170	\$ 1,596.
d. Thefts from Auto.....	540	\$ 63,390.
e. Auto Accessories.....	1,438	\$ 35,297.
f. Bicycles.....	406	\$ 13,440.
g. All Other.....	811	\$ 64,366.
TOTAL.....	3,415	\$ 180,659.

OFFENSES KNOWN TO THE POLICE
PROVIDENCE, R.I.
PERCENT CHANGE
1955 1956



CRIME COMPARISON JAN - JUN 1956
CITIES IN 200,000 - 300,000 POPULATION

CITY	POPULATION	MURDER	ROBBERY	AGGRAVATED ASSAULT	BURGLARY	LARCENY		AUTO THEFT
AKRON, OHIO	274,605	5	77	130	755	344	1697	528
DAYTON, OHIO	243,872	15	46	113	522	163	993	237
FORT WORTH, Tex	278,778	16	142	44	1633	221	2186	462
LONG BEACH, CAL.	250,767	7	187	97	973	---	1432	731
MIAMI, FLA.	249,276	7	216	127	1956	830	2426	613
OKLAHOMA CITY, OKL	243,504	9	37	55	833	785	1715	382
OMAHA, NEB.	251,117	7	47	46	358	102	1067	353
RICHMOND, VA.	230,310	16	137	154	876	404	1926	677
SYRACUSE, NY	220,583	--	15	8	279	245	836	136
PROVIDENCE, R.I.	248,674	4	21	78	631	455	1187	245
AVERAGE	249,148	8.6	92.5	85.2	881.6	394.0	1546.5	436.4

TABLE COMPARING THE VALUE OF PROPERTY STOLEN IN PROVIDENCE
WITH THE NATIONAL AVERAGE

CLASSIFICATION	Number of Offenses	Value of Property Stolen	Average Value Per Offense PROVIDENCE 1956	Average Value Per Offense NATIONAL 1955
ROBBERY	57	\$ 2,955.	\$ 51.	\$ 246.
BURGLARY	1,389	\$231,284.	166.	175.
LARCENY	3,415	\$180,659.	52.	70.
AUTO THEFT	507	\$297,932.	587.	896.
TOTAL	5,587	\$712,831.	\$ 127	\$ 202.

TYPE OF PROPERTY	Value of Property Stolen	Value of Property Recovered	Percent Recovered PROVIDENCE	Percent Recovered NATIONAL
CURRENCY	\$ 74,365.	\$ 3,318.	4.4	12.1
JEWELRY	\$ 124,871.	\$ 14,065.	11.2	15.2
FURS	\$ 3,350.	* ----	000	4.0
CLOTHING	\$ 15,101.	\$ 1,822.	12.0	10.9
AUTO THEFT	\$ 297,932.	\$283,649.	95.2	93.2
MISCELLANEOUS	\$ 197,209.	\$ 25,812.	13.0	22.9
TOTAL	\$ 712,831.	\$328,668.	46.1	56.8

COMPARISON OF ARRESTS
January 1st to December 31st
1955 1956

UNIFORM CLASSIFICATION OF OFFENSES	1955	1956
MURDER.....	4	9
MANSLAUGHTER.....	9	9
RAPE.....	27	61
ROBBERY.....	44	42
AGGRAVATED ASSAULT.....	90	79
BURGLARY (Breaking/Entering).....	248	242
LARCENY.....	471	488
AUTO THEFT.....	85	110
ASSAULT.....	279	287
FORGERY.....	12	14
EMBEZZLEMENT.....	46	59
ILLEGAL POSSESSION OF STOLEN PROPERTY.....	35	28
ILLEGAL POSSESSION OF WEAPONS.....	42	65
PROSTITUTION & COMMERCIALIZED VICE.....	29	34
SEX OFFENSES.....	234	188
OFFENSES AGAINST THE FAMILY.....	11	12
VIOLATION OF NARCOTIC DRUG LAWS.....	3	16
VIOLATION OF LIQUOR LAWS.....	13	4
DRUNKENNESS.....	2849	2784
DISORDERLY CONDUCT.....	480	508
VAGRANCY.....	31	17
GAMBLING.....	42	19
DRUNKEN DRIVING.....	99	121
VIOLATION DRIVING LAWS (Moving violations) ..	20442	21804
PARKING VIOLATIONS.....	7997	8131
VIOLATION MOTOR VEHICLE LAWS (Non-Moving)...	759	812
ALL OTHER OFFENSES.....	1048	928
SUSPICION-INVESTIGATION.....	0	0
TOTAL.....	35,429	36871

ARRESTS BY MONTH

1 9 5 6

	JAN	FEB	MAR	APR	MAY	JUN	JUL	AUG	SEP	OCT	NOV	DEC
MURDER	0	0	0	0	1	1	0	2	0	1	1	3
MANSLAUGHTER	1	0	0	0	1	0	1	0	2	0	2	2
RAPE	7	7	2	4	4	3	7	3	12	4	4	4
ROBBERY	5	0	0	5	7	2	1	3	4	5	3	7
AGGRAVATED ASSAULT	11	5	7	10	6	7	11	9	2	6	1	4
BURGLARY	22	21	25	23	32	8	21	18	12	11	29	20
LARCENY	36	28	47	34	31	49	31	32	49	47	61	43
AUTO THEFT	16	19	4	8	8	3	4	5	9	7	17	10
ASSAULTS	19	19	31	23	21	25	33	34	24	22	21	15
FORGERY	0	3	0	2	0	2	2	1	4	0	0	0
EMBEZZLEMENT & FRAUD	6	2	8	9	5	7	2	3	2	5	1	9
REC STOLEN PPTY	4	2	3	2	1	2	1	8	2	1	0	2
ILL. POSS WEAPONS	3	5	6	6	8	6	5	3	6	3	3	11
PROSTITUTION & VICE	0	2	3	5	9	2	3	5	2	0	0	3
SEX OFFENSES	25	25	15	15	18	22	13	13	12	12	9	9
OFFENSES AGNST FMLY	0	6	0	1	1	0	0	0	2	1	1	0
IO.NARCOTIC DRUG	5	0	5	3	2	1	0	0	0	0	0	0
IO.LIQUOR LAWS	2	2	0	0	0	0	0	0	0	0	0	0
Drunkenness	168	161	218	255	242	230	252	300	288	215	219	236
DISORDERLY CONDUCT	25	42	42	49	42	28	38	49	56	28	67	42
AGRANCY	2	1	1	4	3	1	1	0	0	0	1	3
SMELING	0	1	2	1	1	0	3	0	5	1	3	2
Drunken Driving	8	14	15	8	9	14	7	6	5	10	10	15
COL DRIVING LAWS	2024	2166	2087	1873	2134	1760	1699	1538	1711	1765	1553	1494
WORKING VIOLATIONS	654	984	723	906	724	759	549	490	538	559	576	669
COL M.V. LAWS	64	66	45	74	72	56	76	84	70	78	67	60
ALL OTHER OFFENSES	80	75	85	104	73	69	77	64	89	71	84	57
TOTALS	3187	3656	3374	3424	3455	3057	2837	2670	2906	2852	2733	2720

ARRESTS BY DAY OF THE WEEK

1 9 5 6

CLASSIFICATION OF OFFENSES	SUN	MON	TUE	WED	THUR	FRI	SAT	TOTAL
MURDER	0	3	1	0	3	1	1	9
MANSLAUGHTER	4	1	1	0	2	1	0	9
RAPE	4	12	18	10	7	6	4	61
ROBBERY	6	9	11	3	7	4	2	42
AGGRAVATED ASSAULT	12	9	10	8	9	11	20	79
BURGLARY (B&E)	29	30	40	40	35	31	36	242
LARCENY	46	81	75	45	73	74	94	488
AUTO THEFT	12	31	12	20	13	7	15	110
ASSAULT	41	51	36	26	36	44	53	287
FORGERY	1	3	3	2	0	3	2	14
EMBEZZLEMENT & FRAUD	5	6	9	9	12	8	10	59
ILL.POSS.STOLEN PPTY.	2	3	3	3	5	6	6	28
ILL. POSS. WEAPONS	7	6	10	8	8	10	16	65
PROSTITUTION & VICE	4	6	6	6	4	7	1	34
SEX OFFENSES	26	15	21	27	27	22	50	188
OFF AGAINST FAMILY	1	1	1	2	1	3	3	12
VIO.NARCOTIC DRUG LAWS	0	1	5	0	1	4	5	16
VIO. LIQUOR LAWS	1	2	0	0	0	1	0	4
DRUNKENNESS	263	287	313	337	399	564	621	2784
DISORDERLY CONDUCT	79	67	58	68	98	54	84	508
VAGRANCY	1	1	4	4	4	1	2	17
GAMBLING	4	1	3	2	2	7	0	19
DRUNKEN DRIVING	20	17	13	11	18	18	24	121
VIO.DRIVING LAWS	225	3605	3800	3609	3241	3535	3789	21804
(moving) PARKING VIOLATIONS	--	--	--	--	--	--	--	8131
MOTOR LAW VIOL. (non moving)	121	128	106	97	99	120	141	812
ALL OTHER OFFENSES	87	143	163	166	167	99	103	928
SUSP-INVESTIGATIONS	--	--	--	--	--	--	--	--
TOTAL	1001	4519	4722	4503	4271	4641	5082	36871

ARRESTS BY PRECINCTS AND DIVISIONS
January 1st to December 31st

1 9 5 6

UNIFORM CLASSIFICATION	CENTRAL PRECINCT	TRAFFIC DIV	DETECTIVE DIV	JUVENILE DIV	TOTAL
HOMICIDE					
A. Murder.....	0	0	9	0	9
B. Manslaughter.....	0	7	2	0	9
RAPE.....	9	0	12	40	61
ROBBERY	0	0	22	20	42
AGGRAVATED ASSAULT....	32	0	36	11	79
BURGLARY.....	5	0	71	166	242
LARCENY.....	60	0	100	328	488
AUTO THEFT.....	4	0	22	84	110
ASSAULTS.....	121	5	70	91	287
FORGERY.....	0	0	14	0	14
EMBEZZLEMENT & FRAUD..	0	0	57	2	59
RECEIVING STOLEN PPTY.	0	0	20	8	28
ILL.POSSESSION WEAPONS	24	0	20	21	65
PROSTITUTION & VICE...	19	0	9	6	34
SEX OFFENSES.....	134	0	7	47	188
OFFENSES AGAINST FAMILY	0	0	0	12	12
VIOL.NARCOTIC DRUG LAWS	0	0	16	0	16
VIOL.LIQUOR LAWS.....	4	0	0	0	4
DRUNKENNESS.....	2749	28	3	4	2784
DISORDERLY CONDUCT....	200	20	9	279	508
VAGRANCY.....	10	0	7	0	17
CAMBLING.....	8	0	11	0	19
DRUNKEN DRIVING.....	37	83	0	1	121
VIOL.DRIVING LAWS(Moving)	9086	12288	0	430	21804
PARKING VIOLATIONS....	4506	3625	0	0	8131
VIOL.MOTOR VEHICLE LAWS (non Moving)	281	450	0	81	812
ALL OTHER OFFENSES . .	70	90	98	670	928
SUSP-INVESTIGATION ...	0	0	0	0	0
TOTAL.....	17359	16596	615	2301	36871

COMPARISON OF JUVENILE ARRESTS
January 1st to December 31st 1955-1956

UNIFORM CLASSIFICATION OF OFFENSES	TOTAL ARRESTS 1955	TOTAL ARRESTS 1956	JUVENILE COURT REFERRALS
MURDER.....	0	0	0
MANSLAUGHTER.....	1	0	0
RAPE.....	11	40	39
ROBBERY.....	14	20	20
AGGRAVATED ASSAULT.....	12	11	8
BURGLARY(B&E).....	168	166	135
LARCENY.....	324	328	146
AUTO THEFT.....	62	84	79
ASSAULT.....	192	91	50
FORGERY.....	0	0	0
EMBEZZLEMENT.....	0	2	2
ILLEGAL POSSESSION STOLEN PPTY	11	8	7
ILLEGAL POSSESSION WEAPONS.	10	21	10
PROSTITUTION & VICE.....	2	6	6
SEX OFFENSES.....	47	47	42
OFFENSES AGAINST FAMILY...	10	12	12
VIOL.NARCOTIC DRUG LAWS...	0	0	0
DRUNKENNESS.....	4	4	4
DISORDERLY CONDUCT.....	248	279	76
VAGRANCY.....	1	0	0
GAMBLING.....	0	0	0
DRUNKEN DRIVING.....	0	1	1
VIOL.DRIVING LAWS (Moving)	421	430	422
PARKING VIOLATIONS.....	0	0	0
VIO.MOTOR VEHICLE LAWS(NonMoving)	69	81	73
ALL OTHER OFFENSES.....	758	670	207
TOTAL.....	2271	2301	1339

AGE, SEX, AND RACE OF PERSONS ARRESTED
January 1st, 1956 to December 31st, 1956

OFFENSES	SEX	Under 15	15	16	17	18	19	20	21 2	22	23 1	24
MURDER	MALE				1							
	FEMALE											
MANSLAUGHTER	MALE					1	1		1			
	FEMALE											
RAPE	MALE	3	1	7	10	4	2	5	4	2	1	1
	FEMALE											
ROBBERY	MALE	7	2	5	6	1	2	2	4	3	3	
	FEMALE											
ADW	MALE	4	2	2	3	2	1		4	4	2	3
	FEMALE				1				2		2	1
BURGLARY	MALE	123	28	15	9	3	5	5	4	4	3	6
	FEMALE	5										
LARCENY	MALE	156	38	40	19	5	11	5	7	4	7	6
	FEMALE	48	10	13	3	1		1	1		2	
AUTO THEFT	MALE	26	23	21	13	8	5	3	2		2	1
	FEMALE				1							
ASSAULT	MALE	35	19	11	11	5	9	3	12	10	9	10
	FEMALE	6	1	4	1		1	2	1	1		
FORGERY	MALE										2	
	FEMALE											
EMBEZZLEMENT	MALE					2			1	2	2	1
	FEMALE			2						1		
STOLEN PPTY	MALE	3	1	2	1						3	1
	FEMALE										1	
POSS WEAPONS	MALE	7	2	6	5	6	5	1	1	3	2	2
	FEMALE											
PROSTITUTION	MALE					1	4		1	1	2	1
	FEMALE								1	2	1	1
SEX OFFENSES	MALE	4	4	2	1	5	4	4	1	4	1	1
	FEMALE	13	12	7	2	1	1	2	2		2	7
FAMILY OFFENSES	MALE						1					
	FEMALE							1	1		1	1
NARCOTIC VIOLS	MALE							1	4	1	1	
	FEMALE											
LIQUOR LAW VIOL	MALE											
	FEMALE											
DRUNKENNESS	MALE				1	19	31	35	50	61	56	53
	FEMALE						6	4	6	5	5	6
DISORDERLY	MALE	111	46	44	37	19	19	22	21	13	15	19
	FEMALE	18	5	1	11	1	3	1	1	1	1	1
VAGRANCY	MALE								1		1	
	FEMALE											
GAMBLING	MALE											
	FEMALE											
DRUNKEN DRIV	MALE				1	2	1	3	7	3	4	4
	FEMALE								1			
ALL OTHER	MALE	232	66	44	26	12	11	12	8	8	19	11
	FEMALE	100	45	49	33	1		1		1	1	1
TOTAL		901	305	275	196	99	123	113	151	134	152	138

AGE, SEX, AND RACE OF PERSONS ARRESTED
January 1 st, 1956 to December 31st 1956

OFFENSES	SEX	Age						Total	Race		
		25-29	30-34	35-39	40-44	45-49	50 & Over		White	Black	
MURDER	MALE	1		1	1	1	1	8	8	1	
	FEMALE								1		
MANSLAUGHTER	MALE		1	1	1	1	2	9	6	3	
	FEMALE										
RAPE	MALE	9	5	2	1		4	61	44	17	
	FEMALE										
ROBBERY	MALE	6	1					42	29	13	
	FEMALE										
Burglary	MALE	7	13	7	3	3	7	67	40	39	
	FEMALE	4		2				12			
BURGLARY	MALE	12	8	6	4		2	237	191	51	
	FEMALE							5			
LARCENY	MALE	18	11	15	8	4	11	365	418	70	
	FEMALE	4	12	9	6	4	9	123			
AUTO THEFT	MALE	3	1	1				109	95	15	
	FEMALE							1			
ASSAULT	MALE	44	34	21	17	5	10	265	217	69	
	FEMALE	2	2					21			
FORGERY	MALE	4	2	3			1	12	13	1	
	FEMALE	1	1					2			
EMBEZZLEMENT	MALE	10	7	9	12	2	3	51	54	5	
	FEMALE	2		2	1			8			
STOLEN PPTY	MALE	1	5	4	2	3		26	22	6	
	FEMALE	1						2			
POSS WEAPONS	MALE	7	9	2	2	4	1	65	47	18	
	FEMALE										
PROSTITUTION	MALE		1	1	1			13	21	13	
	FEMALE	6	4	3	2		1	21			
SEX OFFENSES	MALE	22	14	8	8	3	11	97	144	44	
	FEMALE	16	7	4	8	3	4	91			
FAMILY OFFENSES	MALE		3					4	6	6	
	FEMALE	1	1	1	1			8			
NARCOTIC VIOLS	MALE	1	3		1	1	1	14	11	3	2
	FEMALE	1	1					2			
LIQUOR LAW VIOL	MALE	2			1		1	4	1	3	
	FEMALE										
DRUNKENNESS	MALE	278	324	285	271	305	728	2497	2282	501	1
	FEMALE	39	48	42	44	33	49	287			
DISORDERLY	MALE	27	32	8	8	4	5	450	438	60	
	FEMALE			1		1	2	48			
VAGRANCY	MALE		3	2	2		5	14	12	4	1
	FEMALE	1	1				1	3			
GAMBLING	MALE	2	1	2	1	4	7	17	16	3	
	FEMALE		1	1				2			
DRUNKEN DRIV	MALE	14	16	22	16	7	19	119	106	15	
	FEMALE		1					2			
ALL OTHER	MALE	58	56	40	24	29	25	681	809	119	
	FEMALE	6	2	3		1	3	247			
TOTAL		610	631	508	446	418	913	6113	5030	1079	4

ACTIVITIES OF THE BUREAU OF CRIMINAL IDENTIFICATION

January 1st. to December 31, 1956

PERSONS FINGERPRINTED

CRIMINAL.....2300
 Copies to F.B.I.....2133
 Copies to State BCI..1297

NON CRIMINAL

Hackney Licenses..... 93
 Police Constable..... 22
 Private Operators..... 10
 Pistol Permits..... 38
 Civil Service..... 360
 Gov't. Loyalty check. 705
 Civil Air Patrol..... 81
 Immigration Auth..... 875
 Miscellaneous.....1300

PHOTOGRAPHS TAKEN

CRIMINAL (male).....1060

CRIMINAL (female).... 261

CRIMINAL (stand-up).. 83

ALL OTHER

Accidents (fatal).... 119
 Accidents (Property). 86
 Autopsy..... 140
 Policemen..... 60
 Police Reserves..... 38
 Mnsltr. scenes..... 25
 Murder scenes..... 46
 Arson..... 15
 Stolen property rec.. 39
 Public relations..... 306
 Bookie raids..... 11
 Miscellaneous.....1242

PICTURES SUPPLIED TO OTHER POLICE DEPARTMENTS AND GOVERNMENT

AGENCIES.....4907

MISCELLANEOUS SERVICES

a. Crime scenes investigated
 for fingerprints..... 379

b. Fingerprints developed
 at crime scenes..... 72

c. Cases cleared by latent
 fingerprints..... 6

d. Laundry mark identification
 effected..... 27

e. Fingerprints disclosing
 previous arrests..... 8

f. Unknown dead identified... 2

g. Files checked for records
 for Police Depts. Gov't.
 Agencies, and defense
 plants.....34116

h. Services of B.C.I.
 personnel required at
 night..(times)..... 238

i. License applications
 checked.....11705

POLYGRAPH

Subjects examined on
 Polygraph..... 193

Subjects cleared..... 110

Subjects implicated as
 result of tests..... 73

Demonstrations and
 lectures..... 4

Polygraph examinations
 for other police depts.
 and agencies..... 32

PHOTOSTATS

Accidents & Checks..... 1500

MICROSCOPIC EVIDENCE

Processed by Identification Bureau... 4 cases
 Submitted to University Rhode Island. 16 cases
 Positive evidence developed..... 7 cases

BUREAU OF PERSONNEL & TRAINING

Recruit Schools

During the year 1956 two recruit schools were conducted at this division: The Seventeenth School which started March 19, 1956 and completed their training September 16, 1956. The Eighteenth School started their training October 22, 1956 and will complete their training April 21, 1957. This makes a total of 36 men recruited in these two schools during the year and because of separations during the year, and an increase of 15 men in the authorized strength of the department which was made in order to allow personnel with 10 years service 3 weeks vacation for the first time during the fiscal year of 1956-1957 the present figures indicate a shortage of 48 patrolmen. When the 18th School completes their training this figure will be reduced to 30, and plans have reached a stage whereupon another recruit school will start about the latter part of February and this will reduce this figure further.

School Crossing Guards

Resignation from this branch of the service averaged about the same as the previous year. Most of them were due to sickness, moving out of the City, or the necessity for steady employment. This type of work continues to prove very attractive as a parttime position for women, and we had no difficulty in filling vacancies from the applications on file. Many of these women started this phase of work September, 1951, and for the first time a general inspection was conducted of their uniforms. As a result of this examination many pieces of the older uniforms were replaced during the past year. They continue to perform their duties in an efficient and capable manner, and have received high praise from the administrators of this department for the ability they have demonstrated in carrying out their assignments.

Promotional School

During the year 1956 a promotional school was conducted for Sergeants seeking to be promoted to the rank of Lieutenant. A total of 13 applications were received for admittance to this school. After a series of tests consisting of, I.Q., written tests on police matter, and an oral interview, the original 13 applicants were selected to attend this school. Upon the completion of this course 11 of these men were certified for promotions. From this certified list of 11, a total of 6 men have received their promotion leaving a balance of 5 men who are awaiting promotion.

During the year the last man on the list seeking promotion to Sergeant received his promotion and at the present time vacancies exist within that rank. Just as soon as it is possible to convene a school one will be started in order to creat a list to fill these vacancies and others that may occur in the future.

Firearms Training

During the department qualification the value of having a pistol range where men can practice was again demonstrated by the results when 93.9% of those attending qualified. Also this past year eliminations were conducted to select a team to represent this city and department at the International Police Pistol Tournament held at Teaneck, N.J. From these eliminations an entirely new team emerged, one that had never represented the department before in such high class competition. By diligence and hard work these men were trained and made a creditable showing by placing 14th out of 83 teams entered. Such an accomplishment is certainly gratifying and the department may well be proud of this achievement and the knowledge that it will be represented by a well-trained and supervised team in the future.

Auxiliary Police and Police Reserves

During the year 1956 this unit instituted a basic training course for new men. This program was started for the purpose of indoctrinating them into the practices and procedures they would be expected to follow in carrying out their assignments. It is mandatory that applicants pass this course before being accepted into the organization. Such a procedure has proved highly successful, because it gives the veteran an opportunity of passing on the knowledge he has acquired during his association with this department, and also affords the opportunity of determining those who actually are interested in joining this group by their progress and accomplishments. They again proved how valuable they can be to the department by participation in the Civilian Defense Operation "Alert" by doing traffic control duty at the Scituate Headquarters during this drill. During the year 22 of their number passed the standard Red Cross First Aid Course, and the training received should prove very beneficial to the community during an emergency.

Improvement to the Pistol Range

During the past year the grounds were re-seeded, and some bushes were added to prevent erosion of the soil. In addition to this 8 moving targets were added which should improve the course to be fired by adding to its efficiency. Pipe was laid to the nearest lake which now makes it possible for the grounds to be watered during the summer season.

Refresher School

It has been several years since a refresher school was held for this department. In view of the fact that important legislation affecting police procedure has been adopted by the General Assembly during this time. I recommend that if it is possible that such a course be held sometime during the coming year. This will enable the personnel of this department to be briefed and be given a clear explanation of their duties, and any new changes in the department policy can be outlined to them. At the same time courtesy and discipline can be stressed so that they will be able to render to the public an intelligent and efficient performance of their duties.

Seventeenth Recruit School started March 19, 1956 and their course of training was completed September 16, 1956. The following are statistics relative to this school:

I	<u>Applications accepted</u>	78
II	<u>Rejections</u>	
	(a) Failed to pass I.Q. Examination	13
	(b) Not certified after oral interview	5
	(c) Failed to pass physical examination	1
	(d) Rejected because of Police record	<u>2</u>
		21
III	Other causes for Failure to be Admitted	
	(a) Failed to furnish eligibility (30 Days)	12
	(b) Failed to appear for I.Q. Exam.	7
	(c) Failed to meet basic qualifications	16
	(d) Withdrew application	<u>5</u>
		40
IV	Accepted Candidates for Training	<u>17</u>
	Total	78
I	Average Age	24.1 years
II	Average Height	70.4 inches
III	Average Weight	172.1 pounds
IV	Scholastic Attainment	11.2 yrs. High School

Eighteenth Recruit School started October 22, 1956 and their course of training will be completed April 21, 1957. The following are statistics relative to this school.

I	<u>Applications accepted</u>		74
II	<u>Rejections</u>		
	(a) Failed to pass I.Q. Examination	3	
	(b) Not certified after Oral Interview	6	
	(c) Failed to pass physical examination	<u>4</u>	13
III	Other causes for Failure to be Admitted		
	(a) Failed to process application	8	
	(b) Failed to report for I.Q. examination	9	
	(c) Failed to meet Basic Qualifications	24	
	(d) Withdrew Application	<u>1</u>	42
IV	Candidates accepted for Training		<u>19</u>
		Total	74

I	Average Age	24.0 years
II	Average Height	70.7 inches
III	Average Weight	170.4 pounds
IV	Scholastic Attainment	11.4 yrs. High School

PROMOTIONAL SCHOOL

A promotional school was held for Sergeants seeking to be promoted to rank of Lieutenant. This course started May 21, 1956 and terminated on June 8 1956. The following are statistics relative to this school:

Applications received	-----	13
Number of Sergeants who took I.Q. Examination	-----	13
Number of Sergeants who passed I.Q. Examination	-----	13
Sergeants who took written examination covering Police Subjects	-----	13
Certified after taking written examination	-----	13
Number of Sergeants who took Oral Examination	-----	13
Number of Sergeants certified to attend school after Oral Examination	-----	13
Number not certified after attending school	-----	2
Certified for Promotion after attending the Promotional School		11

PROMOTIONS

The following promotions were made during the year of 1956:

Promoted from Lieutenant to Captain ----- 1
Promoted from Sergeant to Lieutenant ----- 6
Promoted from Patrolman to Sergeant ----- 8
Total ----- 15

Certified list of Sergeants awaiting promotion to rank of Lieutenant ---- 5

Certified list of Patrolmen awaiting promotion to rank of Sergeant ---- 0

AVERAGE SERVICE AND AGE OF POLICE PERSONNEL

1956

<u>RANK</u>	<u>Number Personnel</u>	<u>Average length of Service in Years</u>	<u>Average Age In Years</u>
All Rank	552	8.9	36.4
Captains and above	11	26.5	52.4
Lieutenants	18	25.7	50.1
Sergeants	50	16.0	42.7
Patrolmen	385	7.8	34.4
Policewomen	4	7.7	37.0
Trainees	18	---	24.3
Crossing Guards	66	2.7	37.8

COMMENDATIONS

The following commendations were made during the year 1956:

Sergeants ----- 2
Patrolmen ----- 8
Trainees ----- 1
Total --- 11

DISCIPLINARY ACTION

The following is a report of the disciplinary action taken during the year 1956:

Penalized
According to Rank

Patrolmen - 16 Received a total of 2000 Extra Hours of Duty
Extra Hours of Duty ----- 14
Transferred from Post ----- 1
Dismissed ----- 2
Reprimanded ----- 6

CHANGES IN NUMERICAL STRENGTH FOR THE PAST TWO YEARS

1955 - 1956

	<u>1955</u>	<u>1956</u>
Numerical Strength, January 1st	511	557
Recruited Policemen -----	76	36
Recruited Crossing Guards -----	<u>16</u>	<u>11</u>
	603	604

SEPARATIONS FROM THE SERVICE

(a) Voluntary -----	20	26
(b) Retired Accidental Disability --	0	2
(c) Retired on Pension -----	14	9
(d) Dismissed for Cause -----	0	2
(e) Deceased -----	2	2
(f) Crossing Guards resigned -----	10	11
Total Separated -----	<u>46</u>	<u>52</u>
NUMERICAL STRENGTH, December 31st -----	557	552

SEPARATIONS ACCORDING TO RANK:

	<u>Lieut.</u>	<u>Sergt.</u>	<u>Ptln.</u>	<u>Trainee</u>	<u>Cross. GDS</u>
(a) Voluntary -----			25	1	11
(b) Retired on Pension ---- 3	3	3	3		
(c) Deceased -----		1	1		
(d) Accidental Disability -		1	1		
(e) Dismissed -----			<u>2</u>		
Total ----- 3	5	32	1	11	

Grand Total ----- 52

AUTHORIZED & PRESENT STRENGTH OF DEPARTMENT

	<u>Present Strength</u>	<u>Authorized Strength</u>	<u>EXISTING VACANCIES</u>
Chief of Police	1	1	Captain - 1
Commanders	3	3	Sergeants - 3
Captains	7	8	Patrolmen - <u>48</u>
Lieutenants	18	18	52 Total
Sergeants	50	53	
Patrolmen	385	433	
(Trainees)	18		
Policewomen	4	4	
Crossing Guards	<u>66</u>	<u>66</u>	
Total	552	586	

PERSONNEL IN ARMED SERVICE

Central Station	2 Ptln.
Traffic Bureau	<u>1</u> Ptln.
	3 Ptln Total

Present Group of 18 Trainees will reduce existing vacancies of Ptln. to - 30.

OTHER PROLONGED ABSENCES

Patrolman Suspended - Cent. Sta - 1

INSPECTION OF UNIFORMS

During the periodical inspection of uniforms during the year 1956, the following uniforms were ordered to be replaced:

	<u>1956</u>	<u>1955</u>
Overcoats -----	4	14
Trousers -----	23	30
Blouses -----	11	19
Breeches -----	<u>2</u>	<u>5</u>
Total -	40	68

LECTURES

During the year 1956, members of this division lectured to civic organizations, fraternal organizations and various police departments of several cities and towns. Following is a summary of lectures given:

City and Town Departments of Police	- 4
City and Town Auxiliary Police	- 5
Civic and Fraternal Organizations	- <u>4</u>
Total	13

ARMORER'S ACTIVITIES

The following is a report of the attendance and qualification of the Department for the year 1956:

Total Attendance -----	415
QUALIFICATION Experts -----	115
Sharpshooters -----	170
Marksman -----	<u>106</u>
Total ---	391 - 93.9%
UNQUALIFIED: -----	24 6.1%

REPORT OF QUALIFICATION OF 17th & 18th RECRUIT SCHOOLS:

QUALIFICATION: Experts -----	13
Sharpshooters -----	15
Marksman -----	<u>6</u>
Total --	34
UNQUALIFIED: -----	2

During the year 1956 the following tests were made of applicants seeking to carry a pistol because of the nature of their occupation.

Applicants Tested ----- 85

ARMORER'S ACTIVITIES

Investigations of Shootings ----- 19
Guns, examined, held for evidence or safekeeping ----- 59
Grenades, dynamite and ammunition collected and estroyed ----- 14

Department Weapons Repaired:

.38 Cal. Service Revolvers Repaired ----- 12
.44 Cal. Service Revolvers Repaired ----- 2
Riot Guns Repaired ----- 7

Outside departments and Organizations who used Indoor Range:

American Railway Express Co., Railroad Police, Brinks Express Co.,
Pinkerton Detective Agency, U.S. Treasury Dept., and U.S. Army
Reserve Units.

Department Inspections made of Weapons in Stations and Cruisers --- 8
Autopsies Witnessed ----- 2
Lectures and Instructions to Outside Departments ----- 3
Weapons tested and fired for Civilians and Police Officers & Registered 67
Animals shot at Request of Animal Rescue League ----- 6
Bomb calls responded to ----- 4
Improvement to Range Swinging Targets for Team Practice

Pistol Team eliminations conducted by Armorer. Team trained and participated
in match at Teanack, N.J. for 25th International Police Pistol Tournament,
placing 14th out of 83 teams entered in Class A.

INVESTIGATIONS

The following investigations were conducted by this Division for the year, 1956

Investigation: Civilian complaint that he was struck by night stick --- 1
" Complaint Patrolman engaged in Outside Employment ----- 1
" Complaint of Abusive Treatment by Police Officer ----- 5
" Complaint of Conduct Unbecoming a Police Officer ----- 3
" Complaint Cruiser Personnel not Properly Patrolling
their Post ----- 1
" Petition to Have Patrolman Removed from Post ----- 1
" Prisoner complains of being struck by Nightstick ----- 1
" Accident sustained by Police Officer ----- 1
" Complaint Scout Car passed a Red Light involved in an
Accident ----- 1

Total ----- 16

ACCIDENTS INVESTIGATED INVOLVING CITY-OWNED DEPARTMENT VEHICLES

Accidents involving:	Number of Accidents Investigated	
	1956	1955
Scout Cars	37	57
Cruisers	8	12
Motorcycles	13	11
Passenger Cars (Private Plates)	6	5
Total	64	85

AUXILIARY POLICE
AND
POLICE RESERVES

The following are incidents and activities that the Police Reserves participated in during the year 1956:

Civilian Defense Operation "Alert" From 10 A.M. July 20, to 10 P.M. July 21.

Furnished men for traffic control at the Scituate Control Center and checked the passes of people entering the Civilian Defense building.

Breakdown of Strength of both Organizations:	
Auxiliary Police and Police Reserves -----	84
Police Reserves -----	31
Number of Police Reserves (Outfitted in Full Uniforms) --	26
(Partial Uniforms) -----	5
Number of Police Reserves who completed Standard Red Cross	
Course during the year 1956 -----	22
Number of men completing Basic Training Course -----	9

ACCIDENT PREVENTION BUREAU

During the year of 1956, the Accident Prevention Bureau allied itself with the Mayor's Traffic Safety Committee, civic organizations and the various media of mass communication by supplying statistics and safety material.

SPECIAL ACTIVITIES

VISIT OF LIEUTENANT CARL S. PIKE, Kent County, Sheriff's Department

Mixing magic, humor, and a pleasant personality, Lieutenant Pike visited schools in the city in a graphic demonstration of safety habits. Employing the use of entertainment, the lessons of safety were inculcated upon his audiences far more effectively than the use of the conventional safety lecture.

SAFETY CHECK

May was designated as the time to institute a safety check emphasizing more action in this regard than the normal routine of checking, and conducted in conjunction with state motor vehicle investigators. The Traffic Bureau check revealed that 30% of the vehicles stopped had defective equipment.

LION'S SAFETY DAY

April 29th. saw 1000 Lions, assisted by members of this department, distributing pledge cards to motorists in an effort to sell traffic safety. The Lions termed their efforts "a tremendous success."

SAFETY LETTERS

With the opening of the new school year, it was necessary to alert the school children to the dangers of traffic accidents. This applied especially to the younger children. 5000 letters including a pledge which was to be shared by the student's family as well, were prepared by the Chief of Police and distributed to the schools. The letter was co-signed by the Chief and the student in an attempt to add a personal touch and give the child a feeling of cooperation.

TV AND RADIO

As in past years, the television and radio stations cooperated fully with this department, and during 1956, spot announcements were constantly made to make members of the community safety conscious. During the Christmas Season, 22 personal appearances were made by members of this department before the television cameras of WJAR-TV to deliver safety messages.

ANALYSIS OF MOTOR VEHICLE COLLISION FATALITIES

Riders Killed -----	4
Killed after Dark -----	3
Killed at Intersections -----	1
Male Riders Killed -----	4
Female Riders Killed -----	0
Oldest Rider Killed -----	49yrs.
Youngest Rider Killed -----	11mo.
Average age of all Riders Killed ----	49yrs.
Operators residing in State -----	3
Operators residing in City -----	1
Operators residing out of State -----	0
Average age of Operators Involved ---	35yrs.
Youngest Operator Involved -----	21yrs.
Oldest Operator Involved -----	49yrs.

HOURS OF MOTOR VEHICLE COLLISION FATALITIES

A-----M
12-1 1--2 2--3 3--4 4--5 5--6 6--7 7--8 8--9 9--10 10--11 11--12

P-----M
12-1 1--2 2--5 3--4 4--5 5--6 6--7 7--8 8--9 9--10 10--11 11--12
 2 1 1

ACCIDENT COMPARISON

1955 1956

YEAR	TOTAL ACC.	PROPERTY DAMAGE	INJURY ACC.	PEDESTRIAN ACC. ADULT CHILD	FATALITIES
1955	6843	5791	1035	169 214	17
1956	7587	6420	1151	165 220	16

MONTHLY ACCIDENTS

TYPES

	TOTAL ACC.	PROPERTY DAMAGE	INJURY ACC.	PEDESTRIAN ACC. ADULT CHILD	FATALITIES
JANUARY	696	609	86	18 12	1
FEBRUARY	646	570	76	8 13	0
MARCH	739	657	81	12 11	1
APRIL	525	422	101	7 22	2
MAY	623	510	113	13 20	0
JUNE	580	497	81	11 24	2
JULY	530	439	90	9 25	1
AUGUST	526	438	88	11 22	0
SEPTEMBER	590	508	79	9 20	3
OCTOBER	643	539	104	21 19	0
NOVEMBER	660	550	108	17 12	2
DECEMBER	829	681	144	29 20	4
	7587	6420	1151	165 220	16

ANALYSIS OF PEDESTRIAN

FATAL ACCIDENTS

Pedestrians Killed -----	11
Killed after dark-----	7
Hit-Run Fatals-----	1
Cleared by arrest-----	0
Killed at Intersections-----	4
Male Pedestrians Killed-----	5
Female Pedestrians Killed-----	7
Youngest Pedestrian Killed-----	4yrs.
Oldest Pedestrian Killed-----	82yrs.
Average age of all Killed-----	61.5yrs.
Average age of Children Killed-----	7yrs.
Operators residing in State-----	5
Operators residing out of State-----	0
Operators residing in City-----	6
Youngest Operator Involved-----	17yrs.
Oldest Operator Involved-----	73yrs.

HOURS OF PEDESTRIAN FATAL ACCIDENTS

A-----M	
<u>12--1</u> <u>1--2</u> <u>2--3</u> <u>3--4</u> <u>4--5</u> <u>5--6</u> <u>6--7</u> <u>7--8</u> <u>8--9</u> <u>9--10</u> <u>10--11</u> <u>11--12</u>	
	1

<u>12--1</u>	<u>1--2</u>	<u>2--3</u>	<u>3--4</u>	<u>4--5</u>	<u>5--6</u>	<u>6--7</u>	<u>7--8</u>	<u>8--9</u>	<u>9--10</u>	<u>10--11</u>	<u>11--12</u>
1				3	1		2	1	1		2

TRAFFIC FATALITIES

1956

	NAME	AGE	SEX	TYPE	LOCATION	DATE
1	WALTER MORAN JR.	8	M	RIDER	On Somerset St. (Nr.Tanner St.)	1-25-56
2	CATHERINE LAVEY	65	F	PED.	On Calverly St. (Fr.104)	3-10-56
3	PETER J. LOPES	10	M	BIKE	On Charles St. (At Orms St.)	4-2-56
4	GARY LOPES	4	M	PED.	On Olney St. (Fr.71-73)	4-16-56
5	JENNIE PROVOST	58	F	PED.	On North Main St. (Fr.743)	6-4-56
6	ARA CUSHMAN	82	M	PED.	On Broad St. (Fr.840)	6-23-56
7	RICKIE COLA	11mo.	M	RIDER	On Mt.Pleasant Ave. (At Beaufort St.)	7-15-56
8	HELEN SHEEDY	80	F	PED.	On Manton Ave. (Fr.491)	9-2-56
9	ALICE BARIOW	75	F	PED.	On Dorrance St. (Nr.Westminster St.)	9-13-56
10	CLIFFORD CAREY	43	M	RIDER	On Smith St. (At Jastram St.)	9-23-56
11	GEORGE HOSTEON	82	M	PED.	On South Main St. (Nr. Transit St.)	11-8-56
12	JOHN SILVIA	68	M	PED.	On Spring St. (At Westminster St.)	11-22-56
13	HENRY WALMSLEY	49	M	OPP.	On Silver Spring St. (Opp.476)	12-3-56
14	CLARA STARKEY	76	F	PED.	On Broad St. (At Byron St.)	12-22-56
15	CLARA SIDEBOTTOM	70	F	PED.	On Admiral St. (Nr.Filmore St.)	12-29-56
16	MARIAN LAUFFER	81	F	PED.	On Broadway (At America St.)	12-14-56

HOURS OF TRAFFIC FATALITIES

A-----M	F-----M
12-----3:00	3:01-----6:00
6:01-----12:00	12:01-----6:00
6:01--12:00	
10.45AM	4.20PM
	4.20PM
	4.25PM
	4.50PM
	4.00PM
	5.05PM
	5.35PM
	12.20PM
	7.40PM
	7.50PM
	8.20PM
	9.00PM
	9.55PM
	10.09PM
	10.20PM

TOTAL TRAFFIC ACCIDENTS

7587

FATAL ACCIDENTS

16

INJURY ACCIDENTS

1151

PEDESTRIAN ACCIDENTS

CHILDADULT

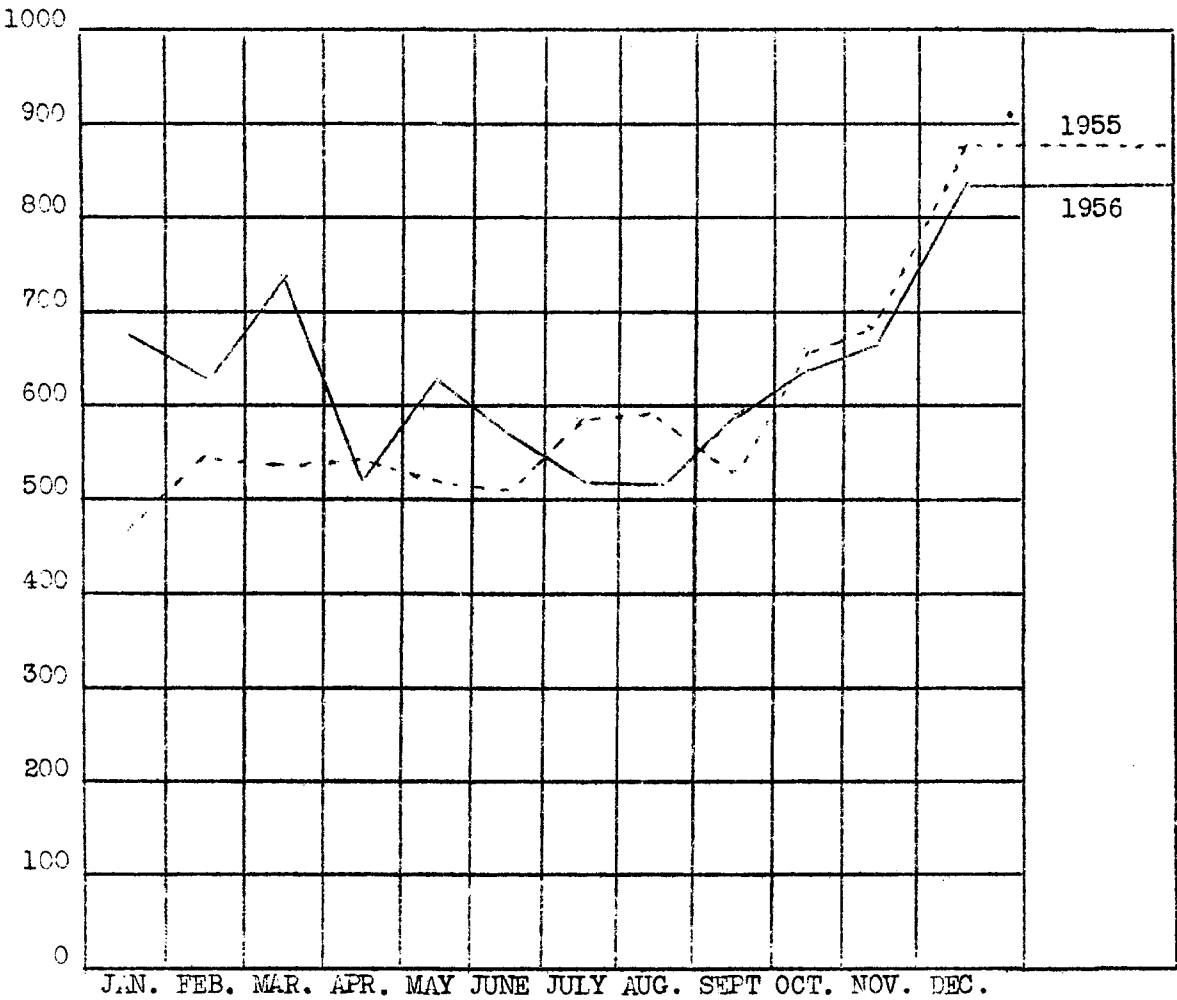
220165

PROPERTY DAMAGE ACCIDENTS

6420

COMPARISON OF ACCIDENTS REPORTED TO POLICE

1955 & 1956

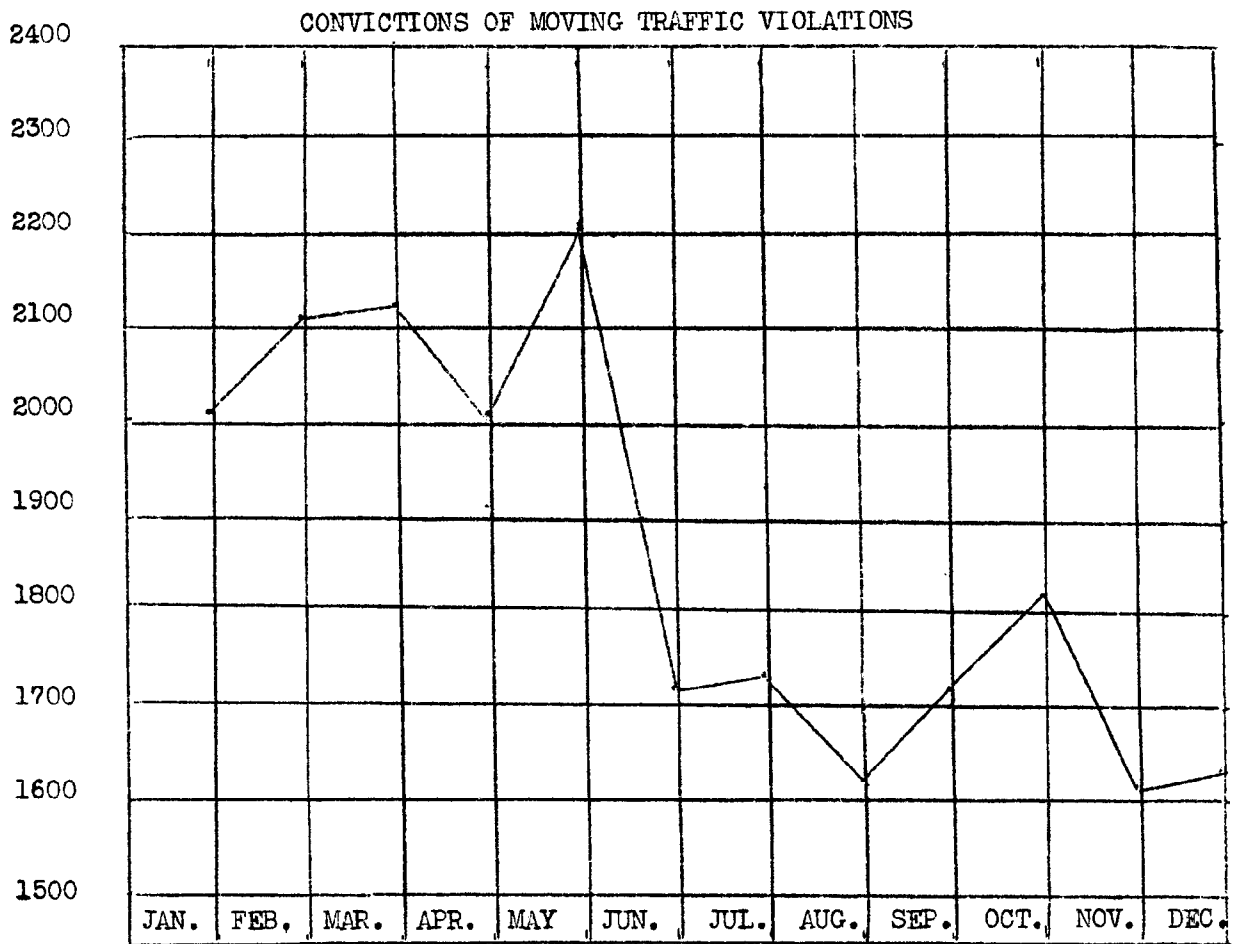


1955 ----- 6843

1956 _____ 7587

DAYS OF THE WEEK INJURY ACCIDENTS
OCCURRED

MONDAY-----	127
TUESDAY-----	146
WEDNESDAY-----	151
THURSDAY-----	162
FRIDAY-----	176
SATURDAY-----	159
SUNDAY-----	112
Total Number of Accidents	1151



MOTOR VEHICLE ACCIDENTS
BY HOUR OF DAY
1956

	<u>ACCIDENTS</u>	<u>INJURIES</u>	<u>FATALS</u>
Midnight to 12:59AM	38	47	
1:00AM to 1:59AM	41	46	
2:00AM to 2:59AM	11	14	
3:00AM to 3:59AM	13	15	
4:00AM to 4:59AM	1	1	
5:00AM to 5:59AM	3	3	
6:00AM to 6:59AM	5	5	
7:00AM to 7:59AM	23	34	
8:00AM to 8:59AM	28	43	
9:00AM to 9:59AM	18	24	
10:00AM to 10:59AM	24	29	
11:00AM to 11:59AM	31	42	
Noon to 12:59PM	24	29	
1:00PM to 1:59PM	32	38	
2:00PM to 2:59PM	39	43	
3:00PM to 3:59PM	48	51	2
4:00PM to 4:59PM	74	82	
5:00PM to 5:59PM	63	71	1
6:00PM to 6:59PM	33	37	
7:00PM to 7:59PM	38	47	1
8:00PM to 8:59PM	30	37	
9:00PM to 9:59PM	45	52	
10:00PM to 10:59PM	33	47	
11:00PM to 11:59PM	24	39	
Not Stated	47	47	
	<u>766</u>	<u>923</u>	<u>4</u>

PEDESTRIAN ACCIDENTS
BY HOUR OF DAY
1956

	<u>ACCIDENTS</u>	<u>INJURIES</u>	<u>FATALS</u>
Midnight to 12:59AM	7	7	
1:00AM to 1:59AM	4	4	
2:00AM to 2:59AM	1	1	
3:00AM to 3:59AM	0	0	
4:00AM to 4:59AM	0	0	
5:00AM to 5:59AM	3	3	
6:00AM to 6:59AM	0	0	
7:00AM to 7:59AM	9	10	
8:00AM to 8:59AM	16	18	
9:00AM to 9:59AM	8	8	
10:00AM to 10:59AM	13	13	1
11:00AM to 11:59AM	18	19	
Noon to 12:59PM	34	35	1
1:00PM to 1:59PM	17	17	
2:00PM to 2:59PM	20	21	
3:00PM to 3:59PM	40	40	
4:00PM to 4:59PM	48	48	3
5:00PM to 5:59PM	52	53	1
6:00PM to 6:59PM	26	26	
7:00PM to 7:59PM	23	23	1
8:00PM to 8:59PM	17	17	1
9:00PM to 9:59PM	8	9	2
10:00PM to 10:59PM	12	12	2
11:00PM to 11:59PM	6	6	
Not Stated	3	3	
	<u>385</u>	<u>393</u>	<u>12</u>