

**CHAPTER 2016-27**

**No. 269     AN ORDINANCE ESTABLISHING THE CLASSES OF POSITIONS, THE  
MAXIMUM NUMBER OF EMPLOYEES AND THE EMPLOYEES IN  
CERTAIN CLASSES IN THE PROVIDENCE SCHOOL DEPARTMENT  
AND REPEALING ORDINANCE CHAPTER 2016-11, NO. 102, APPROVED  
MARCH 23, 2016**

**Approved June 20, 2016**

*Be it ordained by the City of Providence:*

SECTION 1.        The number of employees in the School Board shall not exceed ten (10). There shall be no more than:

9.00	School Board Member
1.00	Policy Writer

SECTION 2.        The number of employees in the Superintendent's Office shall not exceed four (4). There shall be no more than:

1.00	Superintendent
1.00	Administrative Assistant
1.00	Special Assistant to the Superintendent
1.00	Executive Assistant to the Superintendent

SECTION 3.        The number of employees in the Communications Office shall not exceed two (2). There shall be no more than:

1.00	Press Secretary
1.00	Translator

SECTION 4.        The number of employees in the Chief of Administration Office shall not exceed four (4). There shall be no more than:

1.00	Chief of Administration
1.00	Executive Director of Partnership & Development
1.00	Innovation Specialist
1.00	Grant Writer

SECTION 5.        The number of employees in the Office of Family and Community Engagement shall not exceed eight (8). There shall be no more than:

<b>1.00</b>	<b><i>Director of Family and Community Engagement (100%)</i></b>
<b>3.00</b>	<b><i>Parent Engagement Specialists (100%)</i></b>
<b>1.00</b>	<b><i>Parent Coordinator (100%)</i></b>
1.00	Community Ombudsman for Central Registration
<b>2.00</b>	<b><i>Clerk (100%)</i></b>

SECTION 6. The number of employees in the Office of Federal Programs shall not exceed two (2). There shall be no more than:

<b>1.00</b>	<b><i>Grants Program Officer (98%)</i></b>
<b>1.00</b>	<b><i>Federal Programs Coordinator (100%)</i></b>

SECTION 7. The number of employees in the Office of Professional Learning shall not exceed two (2). There shall be no more than:

<b>1.00</b>	<b><i>Assistant to the Professional Learning Manager (100%)</i></b>
<b>1.00</b>	<b><i>Professional Learning Manager (100%)</i></b>

SECTION 8. The number of employees in the Office of Curriculum Development & Implementation shall not exceed one (1). There shall be no more than:

<b>1.00</b>	<b><i>Director Curriculum, Instruction &amp; Professional Learning (65%)</i></b>
-------------	--

SECTION 9. The number of employees in the Office of Operations shall not exceed four (4). There shall be no more than:

1.00	Executive Director of Operations
1.00	Program Manager-Operations
1.00	Data Specialist
1.00	Clerk

SECTION 10. The number of employees in the Office of School Operations and Student Support shall not exceed two (2). There shall be no more than:

1.00	Director of School Operations & School Support
1.00	Clerk

SECTION 11. The number of employees in the Student Affairs Office shall not exceed fourteen and five tenths (14.50). There shall be no more than:

7.50	Teachers
3.00	Teacher Assistants
3.00	Clerks
1.00	Director of Student Affairs

SECTION 12. The number of employees in the Student Registration Center shall not exceed seventeen (17). There shall be no more than:

5.00	Teachers
1.00	Clerk
1.00	Director of Student Placement
6.00	Placement Officers
1.00	Registration & Data Specialist
1.00	Customer Service Specialist
1.00	Customer Service Supervisor
1.00	Student Registration and Placement Analyst

SECTION 13. The number of employees in the Health Office shall not exceed eight and three tenths (8.30). There shall be no more than:

1.00	Clerk
1.00	Health Service Administrator
.30	Teacher
6.00	Non Certified Registered Nurses

SECTION 14. The number of employees in the Health & PE Office shall not exceed one (1). There shall be no more than:

1.00	Teacher
------	---------

SECTION 15. The number of employees in the Office of Multiple Pathways shall not exceed one (1). There shall be no more than:

<b>1.00</b>	<b><i>Director of Multiple Pathways for Student Success (100%)</i></b>
-------------	--

SECTION 16. The number of employees in the Department of General Administration shall not exceed one and five tenths (1.50). There shall be no more than:

.50	Clerk
1.00	Support Services Administrator

SECTION 17. The number of employees in the Controller's Office shall not exceed twenty one (21). There shall be no more than:

1.00	Deputy Controller
1.00	Budget Officer
1.00	Supervisor of Payroll and Personnel Related Records
1.00	Fiscal Officer
17.00	Clerks

SECTION 18. The number of employees in the Budget Office shall not exceed four (4). There shall be no more than:

1.00	Senior Budget Officer
1.00	Budget Analyst I
2.00	Clerk

SECTION 19. The number of employees in the Office of Grant Oversight shall not exceed three (3). There shall be no more than:

<b>1.00</b>	<b><i>Director of Grant Funding (98%)</i></b>
<b>1.00</b>	<b><i>Assistant to the Director of Grant Funding (98%)</i></b>
<b>1.00</b>	<b><i>Clerk (98%)</i></b>

SECTION 20. The number of employees in the Office of Medicaid & Federal Reimbursement shall not exceed one (1). There shall be no more than:

1.00	Medicaid Specialist
------	---------------------

SECTION 21. The number of employees in the Purchasing Office shall not exceed six (6). There shall be no more than:

1.00	Expediter of Purchasing and Supplies
5.00	Clerks

SECTION 22. The number of employees in the Department of Transportation shall not exceed one hundred ten (110). There shall be no more than:

1.00	Supervisor
1.00	Routing & Transportation Coordinator
2.00	Route Foremen
3.00	Clerks
103.00	Bus Monitors

SECTION 23. The number of employees in the Department of Human Resources shall not exceed twenty two and ten tenths (22.10). There shall be no more than:

1.00	Chief of Human Capital
<b>1.00</b>	<b>EEO &amp; Recruitment Officer (50%)</b>
1.00	Human Resource Officer
1.00	Administrator of Human Resources
1.00	Human Resource Manager
11.00	Clerks
.60	Employee Relations Lawyer
.50	Hearing Officer
1.00	Human Resource Specialist
1.00	Human Resource Generalist
1.00	Assistant Human Resource Generalist
1.00	Administrator of HRIS/Records
1.00	Confidential Executive Assistant

SECTION 24. The number of employees in the Department of Human Capital shall not exceed thirteen (13). There shall be no more than:

1.00	Executive Director of Performance Management
4.00	Teachers (Evaluators)
<b>8.00</b>	<b>Teachers (Evaluators 100%)</b>

SECTION 25. The number of employees in the Central Supply Office shall not exceed five and seven tenths (5.70). There shall be no more than:

1.00	Foreman
2.50	Clerks
1.20	Stock Clerks
1.00	Driver

SECTION 26. The number of employees in the Office of Food Service shall not exceed two (2). There shall be no more than:

<b>1.00</b>	<b>Supervisor of Food Services (100%)</b>
<b>1.00</b>	<b>Clerk (100%)</b>

SECTION 27. The number of employees in Plant Operations shall not exceed three (3). There shall be no more than:

1.00	Plant Operations Coordinator
1.00	Plant Maintenance Coordinator
1.00	Clerk

SECTION 28. The number of employees in the Office of Information Services shall not exceed eighteen (18) there shall be no more than:

1.00	Senior Information Technology Officer
1.00	Clerk
1.00	Timekeeper Administrator
10.00	Computer Management Specialists
1.00	Technology Service Coordinator
1.00	E-Mail Administrator
1.00	Network Operations Facilitator
1.00	Technology Integration Specialists
1.00	Technical Support Technician

SECTION 29. The number of employees in the Office of Data Processing shall not exceed one (1). There shall be no more than:

1.00	Clerks
------	--------

SECTION 30. The number of employees in the Office of Finance shall not exceed three (3). There shall be no more than:

1.00	Business Manager / Controller
1.00	Deputy Chief Financial Officer
1.00	Clerk

SECTION 31. The number of employees in the Department of Special Education shall not exceed ninety four and eight tenths (94.80). There shall be no more than:

1.00	Director of Special Education
1.00	Supervisor of Community Transition Services
<b>4.00</b>	<b><i>Special Education Managers (100%)</i></b>
3.00	Supervisors of Special Education
11.00	Clerks
52.20	Special Education Teachers
3.35	Occupational Therapist
7.00	Teacher Assistants
8.00	Child Care Workers
2.00	Job Coach
.25	Certified Occupational Therapist Assistants
1.00	Human Relations Specialist
<b>1.00</b>	<b><i>Translator (100%)</i></b>

SECTION 32. The number of employees in the Department of English Language Learners shall not exceed eleven (11). There shall be no more than:

1.00	Director of ELL
2.00	Clerks
1.00	Teacher
<b>7.00</b>	<b><i>Teachers (ELL Specialists 100%)</i></b>

SECTION 33. The number of employees in the Chief Academic Office shall not exceed three and five tenths (3.50). There shall be no more than:

1.00	Chief Academic Officer
.50	Summer School Coordinator
<b>1.00</b>	<b><i>Director of Strategic Partnerships (50%)</i></b>
1.00	Clerk

SECTION 34. The number of employees in the Office of Literacy and the Humanities shall not exceed seven (7). There shall be no more than:

<b>1.00</b>	<b><i>Supervisor of K-12 Literacy (50%)</i></b>
<b>5.00</b>	<b><i>Teachers (Intervention Specialists 100%)</i></b>
1.00	Teacher Assistant

SECTION 35. The number of employees in the Mathematics Department shall not exceed six and five tenths (6.50). There shall be no more than:

<b>3.00</b>	<b><i>Teachers (Intervention Specialists 100%)</i></b>
<b>2.00</b>	<b><i>Teachers (DAT Specialists 100%)</i></b>
<b>1.00</b>	<b><i>Supervisor of Math Initiatives (50%)</i></b>
<b>.50</b>	<b><i>Clerk (12.5%)</i></b>

SECTION 36. The number of employees in the Science Department shall not exceed two and five tenths (2). There shall be no more than:

<b>1.00</b>	<b><i>Supervisor of Science Initiatives (50%)</i></b>
<b>1.00</b>	<b><i>Teacher (Intervention Specialists 100%)</i></b>
<b>.50</b>	<b><i>Clerk (12.5%)</i></b>

SECTION 37. The number of employees in the Office of Research and Assessment shall not exceed eight (8). There shall be no more than:

<b>1.00</b>	<b><i>Executive Director of System Wide Proficiency (100%)</i></b>
<b>1.00</b>	<b><i>Innovation Specialist (100%)</i></b>
<b>1.00</b>	<b><i>Assessment Specialist for Adequate Yearly Progress (100%)</i></b>
<b>1.00</b>	<b><i>Assessment Coordinator for College &amp; Career Readiness (100%)</i></b>
<b>1.00</b>	<b><i>Assessment Coordinator for Literacy &amp; Language (100%)</i></b>
<b>1.00</b>	<b><i>Research Specialists (100%)</i></b>
<b>1.00</b>	<b><i>Data Specialist (100%)</i></b>
<b>1.00</b>	<b><i>Clerk (100%)</i></b>

SECTION 38. The number of employees in the Office of Fine Arts shall not exceed two and five tenths (2.50). There shall be no more than:

<b>.50</b>	<b><i>Supervisor of Fine Arts, World Language &amp; Advanced Academics (12.5%)</i></b>
2.00	Teachers

SECTION 39. The number of employees in the Office of Advanced Academics shall not exceed five tenths (.50). There shall be no more than:

**.50            *Supervisor of Fine Arts, World Language & Advanced Academics (12.5%)***

SECTION 40. The number of employees in the Office of The Zone Executive Director Elementary shall not exceed two (2). There shall be no more than:

**1.00            *Zone Executive Director (Elementary Zone 1) (45%)***  
**1.00            *Zone Executive Director (Elementary Zone 2) (75%)***

SECTION 41. The number of employees in the Office of The Zone Executive Director Secondary shall not exceed two (2). There shall be no more than:

**1.00            *Zone Executive Director (Secondary) (45%)***  
**1.00            Supervisor of Scheduling, Guidance, College / Career Readiness & Student Supports**

SECTION 42. The number of employees in the Office of The Innovation Zone shall not exceed four (4). There shall be no more than:

**1.00            *Zone Executive Director (Innovation Zone) (45%)***  
**1.00            *Chief Transformation Officer (50%)***  
**1.00            Teacher**  
**1.00            *Clerk (45%)***

SECTION 43. The number of employees in Anthony Carnevale Elementary School shall not exceed one hundred twenty one and five hundredths (121.05). There shall be no more than:

**58.35            Teachers**  
**46.00            Teacher Assistants**  
**2.20            Clerks**  
**1.00            Principal**  
**1.00            Assistant Principal**  
**7.00            Child Care Workers**  
**2.00            Certified Occupational Therapist Assistants**  
**.50            Physical Therapist**  
**3.00            *Lunch Aides (100%)***

SECTION 44. The number of employees in Pleasant View Elementary School shall not exceed ninety five and seventy five hundredths (95.75). There shall be no more than:

44.30	Teachers
33.30	Teacher Assistants
2.20	Clerks
1.00	Principal
9.00	Child Care Worker
1.00	Occupational Therapists
.95	Certified Occupational Therapist
1.00	Water Safety Instructor
1.00	Physical Therapist
<b>2.00</b>	<b><i>Lunch Aides (100%)</i></b>

SECTION 45. The number of employees in Robert Bailey IV Elementary School shall not exceed sixty four and one tenth (64.10). There shall be no more than:

41.00	Teachers
17.00	Teacher Assistants
2.20	Clerks
1.00	Principal
.85	Occupational Therapist
.05	Physical Therapist
<b>2.00</b>	<b><i>Lunch Aides (100%)</i></b>

SECTION 46. The number of employees in Alan Shawn Feinstein at Broad Street Elementary School shall not exceed forty five and eighty five hundredths (45.85). There shall be no more than:

31.60	Teachers
9.00	Teacher Assistants
2.20	Clerks
1.00	Principal
.05	Occupational Therapist
<b>2.00</b>	<b><i>Lunch Aides (100%)</i></b>

SECTION 47. The number of employees in Harry Kizirian Elementary School shall not exceed fifty seven and fifteen hundredths (57.15). There shall be no more than:

41.50	Teachers
10.00	Teacher Assistants
2.20	Clerks
1.00	Principal
1.00	Assistant Principal
.45	Occupational Therapist
<b>1.0</b>	<b><i>Lunch Aides (100%)</i></b>

SECTION 48. The number of employees in Vartan Gregorian at Fox Point Elementary School shall not exceed seventy and forty five hundredths (70.45). There shall be no more than:

43.70	Teachers
16.00	Teacher Assistants
2.20	Clerks
1.00	Principal
4.00	Child Care Workers
1.00	Occupational Therapist
.55	Physical Therapist
<b>2.00</b>	<b>Lunch Aides (100%)</b>

SECTION 49. The number of employees in Charles Fortes Elementary School shall not exceed sixty one and seventy five hundredths (61.75) There shall be no more than:

33.60	Teachers
22.00	Teacher Assistants
1.00	Principal
1.70	Clerks
.35	Occupational Therapist
1.00	Child Care Workers
.10	Physical Therapist
<b>2.00</b>	<b>Lunch Aides (100%)</b>

SECTION 50. The number of employees in Alfred Lima Elementary School shall not exceed fifty four and seven tenths (54.70). There shall be no more than:

40.80	Teachers
5.00	Teacher Assistants
3.10	Clerks
1.00	Principal
1.00	Assistant Principal
1.00	Child Care Workers
.05	Physical Therapist
.75	Certified Occupational Therapist Assistant
<b>2.00</b>	<b>Lunch Aides (100%)</b>

SECTION 51. The number of employees in the Dual Language Program at Levinton Annex shall not exceed forty six and eight tenths (46.80). There shall be no more than:

30.10	Teachers
10.00	Teacher Assistants
1.20	Clerks
1.00	Principal
2.00	Child Care Workers
.40	Occupation Therapist
.10	Physical Therapist
<b>2.00</b>	<b>Lunch Aides (100%)</b>

SECTION 52. The number of employees in William D'Abate Elementary School shall not exceed thirty six and seven tenths (36.70). There shall be no more than:

25.20	Teachers
6.00	Teacher Assistants
2.20	Clerks
1.00	Principal
.25	Occupational Therapist
.05	Physical Therapist
<b>2.00</b>	<b>Lunch Aides (100%)</b>

SECTION 53. The number of employees in Carl Lauro Elementary School shall not exceed eighty eight and forty five hundredths (88.45). There shall be no more than:

61.00	Teachers
15.00	Teacher Assistants
3.40	Clerks
1.00	Principal
2.00	Assistant Principals
.05	Physical Therapist
1.00	Certified Occupational Therapist Assistant
<b>5.00</b>	<b><i>Lunch Aides (100%)</i></b>

SECTION 54. The number of employees in Frank D. Spaziano Elementary School shall not exceed forty one and ninety five hundredths (41.95). There shall be no more than:

31.90	Teachers
3.00	Teacher Assistants
3.20	Clerks
.80	Principal
.80	Assistant Principal
.20	Occupational Therapist
.05	Physical Therapist
<b>2.00</b>	<b><i>Lunch Aides (100%)</i></b>

SECTION 55. The number of employees in Mary Fogarty Elementary School shall not exceed fifty and one tenth (50.10). There shall be no more than:

31.90	Teachers
10.00	Teacher Assistants
3.20	Clerks
1.00	Principal
1.00	Assistant Principal
1.00	Certified Occupational Therapist Assistant
<b>2.00</b>	<b><i>Lunch Aides (100%)</i></b>

SECTION 56. The number of employees in Frank D. Spaziano Annex Elementary School shall not exceed twenty five and seventy five hundredths (25.75). There shall be no more than:

13.00	Teachers
10.00	Teacher Assistants
1.20	Clerk
.20	Principal
.20	Assistant Principal
.15	Occupational Therapist
<b>1.00</b>	<b><i>Lunch Aide (100%)</i></b>

SECTION 57. The number of employees in Robert F. Kennedy Elementary School shall not exceed fifty four and five tenths (54.50). There shall be no more than:

40.10	Teachers
8.60	Teacher Assistants
2.20	Clerks
1.00	Principal
.55	Occupational Therapist
.05	Physical Therapist
<b>2.00</b>	<b><i>Lunch Aides (100%)</i></b>

SECTION 58. The number of employees in Reservoir Avenue Elementary School shall not exceed twenty eight and seventy five hundredths (28.75). There shall be no more than:

20.00	Teachers
4.00	Teacher Assistants
1.60	Clerks
1.00	Principal
.15	Occupational Therapist
<b>2.00</b>	<b>Lunch Aides (100%)</b>

SECTION 59. The number of employees in Lillian Feinstein at Sackett Street Elementary School shall not exceed fifty one and ninety five hundredths (51.95). There shall be no more than:

35.80	Teachers
9.55	Teacher Assistants
1.20	Clerks
1.00	Turnaround Principal
2.00	Child Care Workers
.35	Occupational Therapist
.05	Physical Therapist
<b>2.00</b>	<b>Lunch Aides (100%)</b>

SECTION 60. The number of employees in Veazie Street Elementary School shall not exceed sixty four and seven tenths (64.70). There shall be no more than:

45.70	Teachers
12.00	Teacher Assistants
2.20	Clerks
1.00	Principal
1.00	Assistant Principal
.80	Occupational Therapist
<b>2.00</b>	<b>Lunch Aides (100%)</b>

SECTION 61. The number of employees in B. J. Clanton Complex Elementary School shall not exceed sixty five and nine tenths (65.90). There shall be no more than:

49.90	Teachers
9.75	Teacher Assistants
2.20	Clerks
1.00	Turnaround Principal
1.00	Child Care Worker
.05	Physical Therapist
<b>2.00</b>	<b>Lunch Aide (100%)</b>

SECTION 62. The number of employees in Webster Avenue Elementary School shall not exceed thirty nine and one tenth (39.10) There shall be no more than:

28.90	Teachers
7.00	Teacher Assistants
1.20	Clerks
1.00	Principal
<b>1.00</b>	<b>Lunch Aides (100%)</b>

SECTION 63. The number of employees in Dr. Martin Luther King, Jr. Elementary School shall not exceed sixty eight and fifteen hundredths (68.15). There shall be no more than:

44.80	Teachers
13.00	Teacher Assistants
3.20	Clerks
1.00	Principal
1.00	Assistant Principal
2.00	Child Care Worker
1.00	Certified Occupational Therapist Assistant
.15	Physical Therapist
<b>2.00</b>	<b>Lunch Aides (100%)</b>

SECTION 64. The number of employees in George J. West Elementary School shall not exceed sixty six (66). There shall be no more than:

46.80	Teachers
11.00	Teacher Assistants
3.20	Clerks
1.00	Principal
2.00	Assistant Principal
<b>2.00</b>	<b>Lunch Aides (100%)</b>

SECTION 65. The number of employees in Asa Messer at Bridgham Elementary School shall not exceed sixty five and one tenth (65.10). There shall be no more than:

39.80	Teachers
15.00	Teacher Assistants
2.20	Clerks
1.00	Principal
1.00	Assistant Principal
3.00	Child Care Workers
.10	Physical Therapist
1.00	Certified Occupational Therapist Assistant
<b>2.00</b>	<b>Lunch Aides (100%)</b>

SECTION 66. The number of employees in Nathanael Greene Middle School shall not exceed ninety two and seven tenths (92.70). There shall be no more than:

71.45	Teachers
9.00	Teacher Assistants
4.20	Clerks
1.00	Principal
2.00	Assistant Principals
2.00	Child Care Workers
.05	Physical Therapist
1.00	Certified Occupational Therapist Assistant
<b>2.00</b>	<b>Lunch Aides (100%)</b>

SECTION 67. The number of employees in Roger Williams Middle School shall not exceed ninety three and two tenths (93.20). There shall be no more than:

74.70	Teachers
8.00	Teacher Assistants
4.20	Clerks
1.00	Turnaround Principal
2.00	Assistant Principals
1.00	Data & Testing Coordinator
.25	Occupational Therapist
.05	Physical Therapist
<b>2.00</b>	<b>Lunch Aides (100%)</b>

SECTION 68. The number of employees in Gilbert Stuart Middle School shall not exceed eighty six and six tenths (86.60). There shall be no more than:

71.40	Teachers
6.00	Teacher Assistants
4.20	Clerks
1.00	Principal
2.00	Assistant Principals
<b>2.00</b>	<b>Lunch Aides (100%)</b>

SECTION 69. The number of employees in Nathan Bishop Middle School shall not exceed ninety one and forty four hundredths (91.44). There shall be no more than:

65.74	Teachers
14.00	Teacher Assistants
5.20	Clerks
1.00	Principal
2.00	Assistant Principal
1.00	Child Care Workers
.50	Occupational Therapist
<b>2.00</b>	<b>Lunch Aides (100%)</b>

SECTION 70. The number of employees in Esek Hopkins Middle School shall not exceed sixty nine and forty five hundredths (69.45). There shall be no more than:

48.25	Teachers
13.00	Teacher Assistants
3.20	Clerks
1.00	Principal
1.00	Assistant Principal
1.00	Human Relations Specialist
<b>2.00</b>	<b>Lunch Aides (100%)</b>

SECTION 71. The number of employees in Christopher and Lola DelSesto Middle School shall not exceed one hundred sixteen and forty six hundredths (116.46). There shall be no more than:

77.26	Teachers
19.00	Teacher Assistants
4.20	Clerks
1.00	Principal
2.00	Assistant Principals
1.00	Human Relations Specialist
.25	Physical Therapist
8.00	Child Care Worker
.75	Occupational Therapist
1.00	Social Coach
<b>2.00</b>	<b>Lunch Aides (100%)</b>

SECTION 72. The number of employees in West Broadway Middle School shall not exceed forty nine and ten tenths (49.10). There shall be no more than:

38.90	Teachers
2.00	Teacher Assistants
4.20	Clerks
1.00	Principal
1.00	Assistant Principal
<b>2.00</b>	<b>Lunch Aides (100%)</b>

SECTION 73. The number of employees in Central High School shall not exceed one hundred seventeen and forty five hundredths (117.45). There shall be no more than:

86.80	Teachers
13.00	Teacher Assistants
7.60	Clerks
1.00	Principal
3.00	Assistant Principals
<b>1.00</b>	<b>School Based Coordinator</b>
4.00	Child Care Worker
.05	Physical Therapist
1.00	Human Relations Specialist

SECTION 74. The number of employees in Classical High School shall not exceed eighty four and two tenths (84.20). There shall be no more than:

69.80	Teachers
2.00	Teacher Assistants
8.40	Clerks
1.00	Principal
3.00	Assistant Principals

SECTION 75. The number of employees in Mount Pleasant High School shall not exceed one hundred fifty and ninety five hundredths (150.95). There shall be no more than:

85.90	Teachers
34.00	Teacher Assistants
9.50	Clerks
1.00	Principal
1.00	Coordinator of Special Education
3.00	Assistant Principals
<b>1.00</b>	<b><i>School Based Coordinator</i></b>
11.00	Child Care Workers
.05	Physical Therapist
1.00	Certified Occupational Therapist Assistant
1.00	Human Relations Specialist
<b>.50</b>	<b><i>CTE (100%)</i></b>
<b>2.00</b>	<b><i>Lunch Aides (100%)</i></b>

SECTION 76. The number of employees in the Juanita Sanchez Educational Complex shall not exceed eighty and three tenths (80.30). There shall be no more than:

67.05	Teachers
4.00	Teacher Assistants
4.80	Clerks
1.00	Turnaround Principal
2.00	Assistant Principals
<b>1.00</b>	<b><i>School Based Coordinator</i></b>
.45	Physical Therapist

SECTION 77. The number of employees in Providence Career and Technology Academy shall not exceed one hundred and seven and three tenths (107.30). There shall be no more than:

76.70	Teachers
16.00	Teacher Assistants
3.60	Clerks
1.00	Computer Service Specialist
<b>3.00</b>	<b><i>School Based Coordinator</i></b>
1.00	Principal
1.00	Director of CTE @ PCTA
<b>1.00</b>	<b><i>Director of PTECH</i></b>
1.00	Assistant Principals
<b>1.00</b>	<b><i>Lunch Aide (100%)</i></b>
<b>1.00</b>	<b><i>Perkins Program Coordinator (100%)</i></b>
<b>1.00</b>	<b><i>CTE (100%)</i></b>

SECTION 78. The number of employees in Dr. Jorge Alvarez School shall not exceed sixty two and four tenths (62.40). There shall be no more than:

51.00	Teachers
4.00	Teacher Assistants
4.40	Clerks
1.00	Principal
2.00	Assistant Principals

SECTION 79. The number of employees in E-Cubed Academy shall not exceed forty one and sixty seven hundredths (41.67). There shall be no more than:

35.42	Teachers
2.00	Teacher Assistants
2.20	Clerks
1.00	Principal
1.00	Assistant Principal
.05	Occupational Therapist

SECTION 80. The number of employees in the Hope Arts and Hope Informational Technology at the Hope High School Complex shall not exceed one hundred twenty four and fifty one hundredths (124.51). There shall be no more than:

88.36	Teachers
18.00	Teacher Assistants
7.50	Clerks
1.00	Principal
3.00	Assistant Principals
3.00	Child Care Workers
.10	Occupational Therapist
.05	Physical Therapist
<b>1.00</b>	<b>School Based Coordinator</b>
<b>.50</b>	<b>CTE (100%)</b>
2.00	Human Relation Specialists

SECTION 81. The number of employees in the Evolutions High School at Mount Pleasant shall not exceed eighteen (18). There shall be no more than:

14.00	Teachers
1.00	Teacher Assistant
2.00	Clerks
1.00	Principal

SECTION 82. The number of employees in the Design High School at Hope shall not exceed eighteen (18). There shall be no more than:

14.00	Teachers
1.00	Teacher Assistant
2.00	Clerks
1.00	Principal

SECTION 83. The number of employees in Times<sup>2</sup> Academy shall not exceed fifty three and nine tenths (53.90). There shall be no more than:

49.60	Teachers
.30	Occupational Therapist
1.00	Teacher Assistant
2.00	Clerks
<b>1.00</b>	<b>Lunch Aide (100%)</b>

SECTION 84. The number of employees in Academy for Career Exploration Academy shall not exceed twenty three and forty six hundredths (23.46). There shall be no more than:


18.20	Teachers
1.00	Clerk
1.00	Director
.63	Employment Coordinator
.63	Development Coordinator
1.00	Executive Assistant
<b><i>1.00</i></b>	<b><i>Lunch Aide (100%)</i></b>

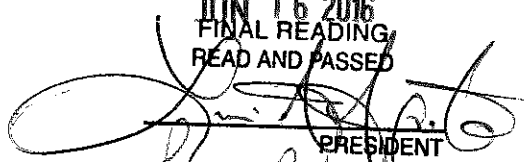

SECTION 85. The number of employees in A-Venture Transitional Program shall not exceed twenty six (26). There shall be no more than:


1.00	Administrator
15.00	Teachers
9.00	Teacher Assistants
1.00	Clerk

***Bold italicized print indicates non-local funding.***

<sup>1</sup> ***Upon the federal monies no longer being available to fund the above positions, said positions will be abolished and / or deleted from said ordinance***

IN CITY COUNCIL  
JUN 13 2016  
FIRST READING  
READ AND PASSED  
 CLERK

IN CITY COUNCIL  
JUN 16 2016  
FINAL READING  
READ AND PASSED  
 PRESIDENT  
 CLERK

I HEREBY APPROVE.  
  
Mayor  
Date: 6/20/16



Mayor of Providence

Jorge O. Elorza

April 27, 2016

Lori L. Hagen, City Clerk  
Department of the City Clerk  
Providence City Hall, Room 311  
25 Dorrance Street  
Providence, Rhode Island 02903

Dear Ms. Hagen,

Enclosed, please find the proposed Fiscal Year 2017 Budget Message and associated budget ordinances, as required by Sections 406, 803, and 804 of the Providence Home Rule Charter. It is my understanding that these items will be placed on the City Council docket for consideration at a special meeting of the Providence City Council scheduled for April 29, 2016 in the City Council Chamber.

Specifically, you will find the following ordinances submitted for the City Council's review:


- An ordinance for the assessment and collection of 2016 taxes, based upon one hundred percent (100%) of the 2016-2017 fiscal year tax collection and amending Ordinance No. 335 Chapter 2015-12, adopted June 11, 2015.
- Budget message and appropriation ordinance with detailed estimates for the fiscal period beginning July 1, 2016 and ending June 30, 2017, in amendment of Ordinance No. 336, Chapter 2015-13, adopted June 11, 2015.
- An ordinance establishing a compensation plan for the City of Providence and repealing Ordinance No. 337, Chapter 2015-14, adopted June 11, 2015.
- An ordinance establishing the classes of positions, the maximum number of employees and the number of employees in certain classes in City departments and repealing the Ordinance No. 338, Chapter 2015-15, adopted June 11, 2015.
- An ordinance making an appropriation for the support of the Providence School Department for the Fiscal Year ending June 30, 2016, and repealing Ordinance No. 100, Chapter 2016-9, adopted March 23, 2016.

City Hall, 25 Dorrance Street, Providence, RI 02903  
Phone (401) 421-7740 Fax (401) 274-8240

- An ordinance establishing the classes of positions, the maximum number of employees and the number of employees in certain classes in the Providence School Department and repealing the Ordinance No. 102, Chapter 2016-11, adopted March 23, 2016.
- An ordinance establishing a compensation plan for the Providence School Department and repealing the Ordinance No. 101, Chapter 2016-10, adopted March 23, 2016.

Thank you for your prompt attention to this matter.

Sincerely,

A handwritten signature in black ink, appearing to be 'J. Elorza', with a stylized, cursive script.

Jorge O. Elorza

Mayor



## CITY OF PROVIDENCE

Jorge O. Elorza, Mayor

April 27, 2016

Honorable Members  
Providence City Council  
Providence City Hall  
25 Dorrance Street  
Providence, Rhode Island 02903

Dear City Council Members,

Enclosed, please find the submission package for the Mayor's Fiscal Year 2017 Budget. This budget speaks to Mayor Elorza's focus on the City's long-term fiscal future and demonstrates his commitment to investing in education, strengthening our neighborhoods, and improving city operations.

The FY2017 Proposed Budget Summary is included here in table format, cataloguing changes in revenues and expenditures by department. However, the FY2017 Budget can be summarized as follows:

1. The total budget is \$716,790,249.
2. The budget reflects a 4% increase in the tax levy due to increased property values and a reduction in several tax rates.
3. The budget reflects a 2% increase in departmental operating expenses largely due to required pension contributions and benefit increases across all departments in the City.
4. The budget reflects a commitment to responsible funding of the pension system with 100 percent of the Annual Required Contribution (ARC).
5. The School Department appropriations are \$124.9 million.

I, alongside the Administration and the Department of Finance, look forward to working with the City Council on all matters related to the budget adoption process.

Respectfully submitted,

A handwritten signature in cursive script that reads "Brett P. Smiley".

Brett P. Smiley  
Chief Operating Officer

### OFFICE OF THE MAYOR

Providence City Hall | 25 Dorrance Street Providence, Rhode Island 02903  
401 421 2489 ph | 401 455 8823 fax  
[www.providenceri.com](http://www.providenceri.com)

**City of Providence FY 2017  
Proposed Budget Summary**

	Approved Budget FY 2016	Proposed Budget FY 2017	Change FY 16 to FY 17	Percent Change
<b><u>REVENUES</u></b>				
Taxes	336,649,500	349,845,641	13,196,141	4%
State Revenues and Aid	72,438,872	70,620,360	(1,818,512)	-3%
Local Receipts				
PILOT Payments	14,180,596	15,589,401	1,408,805	10%
Licenses and Permits	6,970,798	7,745,530	774,732	11%
Fines and Forfeits	8,135,080	7,416,676	(718,404)	-9%
Interest Income	4,500,000	4,500,000	0	0%
Charges for Services	6,081,615	6,242,200	160,585	3%
Departmental Fees	10,739,507	10,885,402	145,895	1%
Other Funding Sources	7,769,208	4,988,708	(2,780,500)	-36%
<b>Total Local Receipts</b>	<b>58,376,803</b>	<b>57,367,917</b>	<b>(1,008,886)</b>	<b>-2%</b>
<b>General (Municipal) Total Revenues</b>	<b>467,465,175</b>	<b>477,833,918</b>	<b>10,368,743</b>	<b>2%</b>
<b>Pass-Through School Fund Revenue</b>	<b>228,644,721</b>	<b>238,956,331</b>	<b>10,311,610</b>	<b>5%</b>
<b>Combined City - General (Municipal) and School Revenues</b>	<b>696,109,896</b>	<b>716,790,249</b>	<b>20,680,353</b>	<b>3%</b>
<b><u>EXPENDITURES</u></b>				
Mayor's Office				
Mayor	2,780,872	2,660,796	(120,076)	-4%
City Sergeant	71,011	71,143	132	0%
<b>Mayor's Office Total</b>	<b>2,851,883</b>	<b>2,731,939</b>	<b>(119,944)</b>	<b>-4%</b>
City Solicitor	4,938,355	5,154,299	215,944	4%
Finance Department				
Finance Administration	657,925	889,090	231,165	35%
City Controller	1,266,419	1,344,154	77,735	6%
City Collector	2,365,420	2,510,799	145,379	6%
City Assessor	2,469,645	1,830,836	(638,809)	-26%
Retirement Office	400,403	413,876	13,473	3%
Recorder of Deeds	497,234	503,963	6,729	1%
Board of Tax Assessment	17,224	17,224	0	0%
<b>Finance Department Total</b>	<b>7,674,270</b>	<b>7,509,942</b>	<b>(164,328)</b>	<b>-2%</b>
Information Technology	2,992,000	3,266,283	274,283	9.2%
Human Resource Department				
Personnel	1,774,620	1,871,582	96,962	5%
Workers Compensation	1,980,000	2,060,000	80,000	4%
Unemployment Compensation	165,000	165,000	0	0%
<b>Human Resource Total</b>	<b>3,919,620</b>	<b>4,096,582</b>	<b>176,962</b>	<b>5%</b>
Public Safety				
Commissioner of Public Safety	1,508,973	1,580,876	71,903	5%
Police Department	71,344,812	73,386,290	2,041,478	3%
Fire Department	74,324,913	74,251,885	(73,028)	0%
Communications	8,688,879	9,055,155	366,276	4%
Emergency Management	645,847	659,879	14,032	2%
<b>Public Safety Total</b>	<b>156,513,424</b>	<b>158,934,085</b>	<b>2,420,661</b>	<b>2%</b>
Planning and Development	5,132,114	5,447,873	315,759	6%
Public Works Department				
Administration	768,544	835,126	66,582	9%
Engineering	893,852	958,860	66,582	9%
Environmental	9,687,774	10,067,776	65,008	7%
Highway	4,138,052	5,315,950	1,177,898	28%
Traffic Engineering	1,381,971	1,194,265	(187,706)	-14%

**City of Providence FY 2017  
Proposed Budget Summary**

	Approved Budget FY 2016	Proposed Budget FY 2017	Change FY 16 to FY 17	Percent Change
Snow Removal	1,900,480	1,978,980	78,500	4%
Sewer	799,320	765,458	(33,862)	-4%
Garage Maintenance	835,987	896,034	60,047	7%
Parking Administration	554,889	859,447	304,558	55%
<b>Public Works Total</b>	<b>20,960,869</b>	<b>22,871,896</b>	<b>1,911,027</b>	<b>9%</b>
<b>Recreation Department</b>				
Recreation	1,205,538	1,395,662	190,124	16%
Recreation Seasonal	767,785	767,785	0	0%
<b>Recreation Total</b>	<b>1,973,323</b>	<b>2,163,447</b>	<b>190,124</b>	<b>10%</b>
<b>Parks Department</b>				
Neighborhood	1,209,737	1,249,500	39,763	3%
Forestry	4,527,978	4,610,730	82,752	2%
Zoological	2,777,859	2,841,035	63,176	2%
Botanical	561,127	624,120	62,993	11%
Roger Williams	1,470,732	1,443,592	(27,140)	-2%
Superintendent	1,138,046	1,368,074	230,028	20%
Burial Ground	710,474	721,075	10,601	1%
<b>Parks Total</b>	<b>12,395,953</b>	<b>12,858,126</b>	<b>462,173</b>	<b>4%</b>
<b>Inspections and Standards</b>				
Administration	1,733,029	2,318,926	585,897	34%
Structures	1,724,415	1,850,467	126,052	7%
Plumbing and Gas	379,204	389,903	10,699	3%
Electrical	344,349	350,446	6,097	2%
Zoning	16,688	16,688	0	0%
Building Board of Review	14,000	13,996	(4)	0%
Prosecution	234,958	229,973	(4,985)	-2%
<b>Inspections and Standards Total</b>	<b>4,446,643</b>	<b>5,171,359</b>	<b>724,716</b>	<b>16%</b>
<b>Public Property and Purchasing</b>	<b>6,283,415</b>	<b>6,333,398</b>	<b>49,983</b>	<b>1%</b>
<b>Housing Court</b>	<b>436,885</b>	<b>470,200</b>	<b>33,315</b>	<b>8%</b>
<b>Human Services Department</b>				
Arts, Culture and Tourism	708,794	759,923	51,129	7%
Human Relations Commission	80,735	75,779	(4,956)	-6%
Department of Human Services	643,777	710,947	67,170	10%
P.E.R.A.	115,059	115,177	118	0%
Housing Authority	8,614	8,614	0	0%
League of Cities & Towns	12,242	12,242	0	0%
<b>Human Services Total</b>	<b>1,569,221</b>	<b>1,682,682</b>	<b>113,461</b>	<b>7%</b>
<b>Miscellaneous Departments</b>				
Board of Canvassers	827,824	1,205,622	377,798	46%
Board of Licenses	801,182	885,722	84,540	11%
Vital Statistics	320,006	322,061	2,055	1%
<b>Miscellaneous Departments Total</b>	<b>1,949,012</b>	<b>2,413,405</b>	<b>464,393</b>	<b>24%</b>
Debt Service	62,876,800	64,944,155	2,067,355	3%
Unallocated Benefits	22,355,374	25,349,761	2,994,387	13%
<b>Unallocated Expenses Total</b>	<b>85,232,174</b>	<b>90,293,916</b>	<b>5,061,742</b>	<b>6%</b>
Contingencies	680,000	500,000	(180,000)	-26%
Heat Power & Light	6,500,000	3,564,400	(2,935,600)	-45%
Grants Commissions & Misc	5,068,000	4,803,000	(265,000)	-5%
Ceremonies	9,030	9,030	0	0%
City Council				

City of Providence FY 2017  
Proposed Budget Summary

	Approved Budget FY 2016	Proposed Budget FY 2017	Change FY 16 to FY 17	Percent Change
City Council	1,186,550	1,166,921	(19,629)	-2%
Administration	1,196,020	1,232,630	36,610	3%
Internal Auditor	369,611	378,893	9,282	3%
City Clerk	992,199	1,050,599	58,400	6%
Municipal Court	1,649,007	2,152,472	503,465	31%
Probate Court	454,719	476,229	21,510	5%
Treasury	578,440	630,821	52,381	9%
Archives	285,674	272,880	(12,794)	-4%
City Council Total	6,712,220	7,361,445	649,225	10%
Deficit Reduction Plan	4,330,154	5,300,000	969,846	22%
Total General (Municipal) Services	342,568,565	352,937,307	10,368,742	3%
School Appropriation (Transfer To Company 10)	124,896,611	124,896,611	0	0%
General (Municipal) Total Expenditures	467,465,176	477,833,918	10,368,742	2%
Pass-Through School Fund Expenditures	228,644,721	238,956,331	10,311,610	5%
Combined City - General (Municipal) and School Expenditures	696,109,897	716,790,249	20,680,352	3%

PROOF OF BUDGET SUMMARY FOR EXPENDITURES BY CITY COMPONENTS

Total Municipal Expenditures without School Appropriation	342,568,565	352,937,307	10,368,742	3%
Total School Expenditures	353,541,332	363,852,942	10,311,610	3%
Total City Expenditures	696,109,897	716,790,249	20,680,352	3%