

**CITY OF PROVIDENCE
RHODE ISLAND
DEPARTMENT OF CITY CLERK
PUBLIC HEARING**

**ON THAT
RESOLUTION PROVIDING FOR THE ASSESSMENT AND
COLLECTION OF A SPECIAL ASSESSMENT IN A SUM
NOT LESS THAN ONE MILLION SIX HUNDRED THOUSAND
(\$1,600,000.) DOLLARS, NOR MORE THAN TWO MIL-
LION (\$2,000,000.) DOLLARS TO BE USED TO HELP
DEFRAY THE CITY OF PROVIDENCE'S SHARE OF THE
COST OF THE HURRICANE BARRIER ACROSS THE PROV-
IDENCE RIVER AT FOX POINT.**

The Committee on Finance of the City Council will conduct a PUBLIC HEARING on the above noted Resolution, in the Chamber of the City Council, City Hall, Providence, Rhode Island, TUESDAY MAY 10, 1966, starting at 10:00 o'clock A.M. (EDST), at which time all persons interested in the above noted Resolution will be granted the privilege of expressing their views and/or to submit communications in writing on the subject Resolution.

The Resolution and related documents incorporated therein by reference, on file in the Department of City Clerk, City Hall, Providence, R.I., is available for inspection, at said Department, during regular business hours.

By Order of the Committee on Finance

Councilman Charles H. O'Connor,
Chairman

COUNCILMEN

Robert J. McOsker
Robert J. Haxton
Robert F. Lynch
Frank Lazarus
Vincent Vespla,
City Clerk

APRIL 15, 1966

Hollywood (7)	General Hospital (6)
Donna Reed (6)	English (2)
News (4)	3:25—CBS News (12) (5)
12:25—CBS News (12) (5)	News (7)
12:30—Search Tomorrow (12) (5)	3:30—Edge of Night (12) (5)
Post Office (10) C	You Don't Say (10) (4) C
Father Knows (7) (6)	Route 66 (7)
Mike Douglas (4)	The Nurses (6)
Friendly Giant (2)	4:00—Salty's House (12)
12:45—Guiding Light (12) (5)	Match Game (10) (4) C
12:55—NBC News (10)	Superman (6)
1:00—Girl Talk (12)	Secret Storm (5)
Gypsy (10)	Sets and Systems (2)
Ben Casey (7) (6)	4:25—Eye-Identify (10)
PDQ (5) C	NBC News (4)
Phonics (2)	4:30—Huckleberry Hound (12)
1:30—World Turns (12) (5)	Beaver (10) (4)
Let's Make a Deal (10) C	Major Mudd (7)
1:55—NBC News (10)	Lloyd Thaxton (6)
2:00—Direct Question (12)	Almanac (5) C
Days of Our Lives (10) (4) C	5:00—Merv Griffin (12)
Movie (7)	Movie (10) (4)
Confidential (6)	Dennis (7)
Password (5)	Bozo (5) C
Woman's Place (2)	5:15—Friendly Giant (2)
2:30—Art Linkletter (12) (5) C	5:30—Superman (7)
The Doctors (10) (4)	News (6)
Time for Us (6)	What's New (2)
2:55—ABC News (5)	5:45—ABC News (5)

EVENING

6:00—News (7)	8:30—Lucy Show (12) (5) C
Cisco Kid (4) C	Dr. Kildare (6) (4) C

AFFIDAVIT OF PUBLICATION

THE PROVIDENCE DAILY JOURNAL

THE EVENING BULLETIN

THE PROVIDENCE SUNDAY JOURNAL

Published by THE PROVIDENCE JOURNAL COMPANY

Providence, Rhode Island

State of Rhode Island

City and County of Providence

On this 3rd day of May 19 66
before me, a Notary Public, duly qualified for said
County and State, personally appeared

Everett O. White

Credit Manager in the office of The Providence
Journal Company, publishers of

The Providence Journal

a newspaper published in the City of Providence by
The Providence Journal Company, who, on being
duly sworn, states on oath that the advertisement of

CITY OF PROVIDENCE

PUBLIC HEARING

a true copy of which is hereunto annexed, was duly
inserted in The Providence Journal

in its issue s of April 25, May 2,

Everett O. White

19 66

Subscribed and sworn to before me this

Third

day of

May

19 66

Elizabeth L. White

Notary Public.

Committee on Finance

CITY OF PROVIDENCE
RHODE ISLAND
DEPARTMENT OF CITY CLERK
PUBLIC HEARING
ON THAT

RESOLUTION PROVIDING FOR THE ASSESSMENT AND
COLLECTION OF A SPECIAL ASSESSMENT IN A SUM NOT
LESS THAN ONE MILLION SIX HUNDRED THOUSAND
(\$1,600,000.) DOLLARS, NOR MORE THAN TWO MILLION
(\$2,000,000.) DOLLARS TO BE USED TO HELP DEFRAY
THE CITY OF PROVIDENCE'S SHARE OF THE COST OF
THE HURRICANE BARRIER ACROSS THE PROVIDENCE
RIVER AT FOX POINT.

The Committee on Finance of the City Council will conduct
a PUBLIC HEARING on the above noted Resolution, in the Chamber
of the City Council, City Hall, Providence, Rhode Island
TUESDAY, MAY 10, 1966, starting at 10:00 o'clock A. M. (EDST),
at which time all persons interested in the above noted Resolu-
tion will be granted the privilege of expressing their views
and/or to submit communications in writing on the subject
Resolution.

The Resolution and related documents incorporated there-
in by reference, on file in the Department of City Clerk, City
Hall, Providence, R. I., is available for inspection, at said
Department, during regular business hours.

By Order of the Committee on Finance
Councilman Charles H. O'Connor
Chairman

COUNCILMEN

Robert J. McOsker
Robert J. Haxton
Robert F. Lynch
Frank Lazarus

Vincent Vespi
Vincent Vespi
City Clerk

APRIL 15, 1966

ACCOUNT NUMBER	PLAT	LOT	LAND VALUATION	BUILDING VALUATION	TOTAL VALUATION	BLDGS. AS P/P	AREA CODE	GRAND TOTAL	SPECIAL TAX	INSTALLMENT PER YR FOR 25YR
A AND N REALTY INCORPORATED										
46 ABORN ST										
01-001-217	16	33	6,570	15,450	22,020		1			
01-001-217	16	481	4,710	5,110	9,820		0	31,840	429.84	17.19
ADEACK REALTY COMPANY										
1420 ELMWOOD AVE										
CRANSTON R I										
01-037-370	21	306	11,510	730	12,240		0			
01-037-370	21	309	7,170	12,000	19,170		0	31,410	424.04	16.96
DANIEL J AHEARN EST AND WID										
MARY J										
41 TUXEDO AVE										
01-047-801	33	468	690	4,540	5,230		1	5,230	70.61	2.82
VIOLET AJOOTIAN										
100 TABER AVE										
01-057-180	66	205	850		850		0	850	11.48	.45
ALBEE REALTY COMPANY										
308 HOSPITAL TRUST BUILDING										
01-064-700	24	415	238,130	45,140	283,270		0	283,270	3,824.15	152.96
ALDEB REALTY COMPANY										
183 WATERMAN ST										
01-068-915	12	121	12,400	54,580	66,980		1	66,980	904.23	36.16
CHARLES Z ALEXANDER										
P O BOX 480										
PAWT R I										
01-075-700	16	29	2,790	4,560	7,350		1			

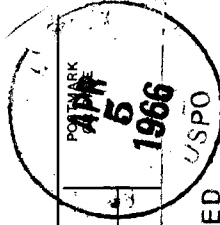
No. 741008

RECEIPT FOR CERTIFIED MAIL—20¢

SENT TO

STREET AND NO.

A AND N REALTY INCORPORATED
46 ABORN ST
PROVIDENCE, R. I.



01-001-217

1. Stick postage stamps to your article to pay:

BASIC CHARGES

Certified fee—20¢

Postage (first-class or airmail)

OPTIONAL SERVICES

Return receipt (10¢ or 35¢)


Deliver to addressee only—50¢

Special delivery

2. If you want this receipt postmarked, stick the gummed stub on the left portion of the address side of the article, *leaving the receipt attached*, and present the article at a post office service window or hand it to your rural carrier. (*no extra charge*)
3. If you do not want this receipt postmarked, stick the gummed stub on the left portion of the address side of the article, detach and retain the receipt, and mail the article.
4. If you want a return receipt, write the certified-mail number and your name and address on a return receipt card, Form 3811, and attach it to the back of the article by means of the gummed ends. Endorse front of article **RETURN RECEIPT REQUESTED**. (*Fees—10¢ or 35¢*)
5. If you want the article delivered only to the addressee, endorse it on the front **DELIVER TO ADDRESSEE ONLY**. (*Fee—50¢*). Place the same endorsement in line 2 of the return receipt card.
6. Save this receipt and present it if you make inquiry.

POST OFFICE DEPARTMENT
OFFICIAL BUSINESS

PENALTY FOR PRIVATE USE TO AVOID
PAYMENT OF POSTAGE \$200



INSTRUCTIONS: Show name and address below and complete instructions on other side, where applicable. Moisten gummed ends, attach and hold firmly to back of article. Print on front of article RETURN RECEIPT REQUESTED.

RETURN
TO

VINGENT VESPIA, CITY CLERK
CITY HALL
PROVIDENCE, R.I., 02903

55-16-71649-8

POD Form 3811 Oct. 1965

☐ Show to whom and when delivered ☐ Show to whom, when, and address where delivered ☐ Deliver ONLY to addressee

(Additional charges required for these services)

Received the numbered article described below.

Received the numbered article described below.

REGISTERED NO. SIGNATURE OR NAME OF ADDRESSEE (Must always be filled in)

REGISTERED NO.	SIGNATURE OR NAME OF ADDRESSEE (<i>Must always be filled in</i>)
CERTIFIED NO. 1	1 <i>Robert Quarterino</i>

7341008R	INSURED NO. 7341008R	2	SIGNATURE OF ADDRESSEE'S AGENT, IF ANY A. B. Pestana
----------	---------------------------------	---	---

DATE DELIVERED 4-28-86	SHOW WHERE DELIVERED (only if requested)
---------------------------	--


No. 741009

RECEIPT FOR CERTIFIED MAIL—20¢

SENT TO

POSTMARK
OR DATE

ADEACK REALTY COMPANY
1420 ELMWOOD AVE
CRANSTON R I



01-037-370

July 1965

NOT FOR INTERNATIONAL MAIL

1. Stick postage stamps to your article to pay:

BASIC CHARGES

Certified fee—20¢

Postage (first-class or airmail)

OPTIONAL SERVICES

Return receipt (10¢ or 35¢)

Deliver to addressee only—50¢

Special delivery


2. If you want this receipt postmarked, stick the gummed stub on the left portion of the address side of the article, *leaving the receipt attached*, and present the article at a post office service window or hand it to your rural carrier. (no extra charge)
3. If you do not want this receipt postmarked, stick the gummed stub on the left portion of the address side of the article, detach and retain the receipt, and mail the article.
4. If you want a return receipt, write the certified-mail number and your name and address on a return receipt card, Form 3811, and attach it to the back of the article by means of the gummed ends. Endorse front of article **RETURN RECEIPT REQUESTED**. (Fees—10¢ or 35¢.)
5. If you want the article delivered only to the addressee, endorse it on the front **DELIVER TO ADDRESSEE ONLY**. (Fee—50¢). Place the same endorsement in line 2 of the return receipt card.
6. Save this receipt and present it if you make inquiry.

POST OFFICE DEPARTMENT
OFFICIAL BUSINESS

PENALTY FOR PRIVATE USE TO AVOID
PAYMENT OF POSTAGE, 1000

INSTRUCTIONS: Show name and address below and complete instructions on other side, where applicable. Moisten gummed ends, attach and hold firmly to back of article. Print name on front of article RETURN RECEIPT REQUESTED.

POSTMARK OF
DELIVERING OFFICE



VINCENT VESPIA, CITY CLERK
CITY HALL
PROVIDENCE, R.I., 02903

65-18-71548-8

1965

INSTRUCTIONS TO DELIVERING EMPLOYEE

☐ Show to whom and when delivered ☐ Show to whom, when, and address where delivered ☐ Deliver ONLY to addressee
(Additional charges required for these services)

RECEIPT

Received the numbered article described below.

REGISTERED NO.	SIGNATURE OR NAME OF ADDRESSEE (Must always be filled in)	
CERTIFIED NO. 1747009	1	<i>Ludwig P. Kelly</i>
INSURED NO. 72	2	SIGNATURE OF ADDRESSEE'S AGENT, IF ANY <i>AM</i>
DATE DELIVERED 4-7-66	SHOW WHERE DELIVERED (only if requested)	

No. 741010

RECEIPT FOR CERTIFIED MAIL—20¢

SENT TO

POSTMARK
OR DATE

DANIEL J AHEARN EST AND WID
MARY J
41 TUXEDO AVE
PROVIDENCE, R. I.



01-047-801

July 1965

NOT FOR INTERNATIONAL MAIL

1. Stick postage stamps to your article to pay:

BASIC CHARGES

Certified fee—20¢

Postage (first-class or airmail)

OPTIONAL SERVICES

Return receipt (10¢ or 35¢)

Deliver to addressee only—50¢

Special delivery

2. If you want this receipt postmarked, stick the gummed stub on the left portion of the address side of the article, *leaving the receipt attached*, and present the article at a post office service window or hand it to your rural carrier. (*no extra charge*)
3. If you do not want this receipt postmarked, stick the gummed stub on the left portion of the address side of the article, detach and retain the receipt, and mail the article.
4. If you want a return receipt, write the certified-mail number and your name and address on a return receipt card, Form 3811, and attach it to the back of the article by means of the gummed ends. Endorse front of article **RETURN RECEIPT REQUESTED**. (*Fees—10¢ or 35¢.*)
5. If you want the article delivered only to the addressee, endorse it on the front **DELIVER TO ADDRESSEE ONLY**. (*Fee—50¢*). Place the same endorsement in line 2 of the return receipt card.
6. Save this receipt and present it if you make inquiry.

POST OFFICE DEPARTMENT
OFFICIAL BUSINESS

PENALTY FOR PRIVATE USE TO AVOID
PAYMENT OF POSTAGE, \$25

POSTMARK OF
DELIVERING OFFICE

INSTRUCTIONS: Show name and address below and
complete instructions on other side, where applicable.
Moisten gummed ends, attach and hold firmly to back
of article. Print on front of article **RETURN**
RECEIPT REQUESTED.

**RETURN
TO**

VINCENT VESPIA, CITY CLERK
CITY HALL
PROVIDENCE, R.I., 02903

8-71548-8

1965

INSTRUCTIONS TO DELIVERING EMPLOYEE

☐ Show to whom and when delivered ☐ Show to whom, when, and address where delivered ☐ Deliver ONLY to addressee
(Additional charges required for these services)

RECEIPT

Received the numbered article described below.

REGISTERED NO. SIGNATURE OR NAME OF ADDRESSEE (Must always be filled in)

CERTIFIED NO.

741010

INSURED NO.

SIGNATURE OF ADDRESSEE'S AGENT, IF ANY

DATE DELIVERED

SHOW WHERE DELIVERED (only if requested)

No. 741011

RECEIPT FOR CERTIFIED MAIL—20¢

SENT TO

POSTMARK
OR DATE

VIOLET AJOOTIAN
100 TABER AVE
PROVIDENCE, R. I.



01-057-180

July 1965

NOT FOR INTERNATIONAL MAIL

1. Stick postage stamps to your article to pay:
 BASIC CHARGES
 Certified fee—20¢
 Postage (first-class or airmail)
2. If you want this receipt postmarked, stick the gummed stub on the left portion of the address side of the article, *leaving the receipt attached*, and present the article at a post office service window or hand it to your rural carrier. (*no extra charge*)
3. If you do not want this receipt postmarked, stick the gummed stub on the left portion of the address side of the article, detach and retain the receipt and mail the article.
4. If you want a return receipt, write the certified-mail number and your name and address on a return receipt card, Form 3811, and attach it to the back of the article by means of the gummed ends. Endorse front of article RETURN RECEIPT REQUESTED. (*Fees—10¢ or 3½¢.*)
5. If you want the article delivered only to the addressee, endorse it on the front DELIVER TO ADDRESSEE ONLY. (*Fee—50¢*). Place the same endorsement in line 2 of the return receipt card.
6. Save this receipt and present it if you make inquiry.

OPTIONAL SERVICES

- Return receipt (10¢ or 35¢)
- Deliver to addressee only—50¢
- Special delivery

POST OFFICE DEPARTMENT
OFFICIAL BUSINESS

PENALTY FOR PRIVATE USE TO AVOID
PAYMENT OF POSTAGE, \$300



POSTMARK OR
DELIVERING OFFICE

INSTRUCTIONS: Show name and address below and
complete instructions on other side, where applicable.
Moisten gummed ends, attach and hold firmly to back
of article. Print on front of article **RETURN**
RECEIPT REQUESTED.

**RETURN
TO**

VINCENT VESPIA, CITY CLERK
CITY HALL
PROVIDENCE, R.I., 02903

INSTRUCTIONS TO DELIVERING EMPLOYEE

☐ Show to whom and when delivered ☐ Show to whom, when, and address where delivered ☐ Deliver ONLY to addressee

(Additional charges required for these services)

RECEIPT

Received the numbered article described below.

REGISTERED NO. SIGNATURE OR NAME OF ADDRESSEE (Must always be filled in)

CERTIFIED NO. **1** *Viola Cyntia*

INSURED NO. **2** SIGNATURE OF ADDRESSEE'S AGENT, IF ANY

DATE DELIVERED **APR 18 1966** SHOW WHERE DELIVERED (only if requested)




No. 741012

RECEIPT FOR CERTIFIED MAIL—20¢

SENT TO

POSTMARK
DATE

ALBEE REALTY COMPANY
308 HOSPITAL TRUST BUILDING
PROVIDENCE, R. I.



01-064-700

July 1965

NOT FOR INTERNATIONAL MAIL

1. Stick postage stamps to your article to pay:

BASIC CHARGES

Certified fee—20¢

Postage (first-class or airmail)

OPTIONAL SERVICES

Return receipt (10¢ or 35¢)

Deliver to addressee only—50¢

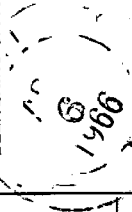
Special delivery

2. If you want this receipt postmarked, stick the gummed stub on the left portion of the address side of the article, *leaving the receipt attached*, and present the article at a post office service window or hand it to your rural carrier. (*no extra charge*)
3. If you do not want this receipt postmarked, stick the gummed stub on the left portion of the address side of the article, detach and retain the receipt, and mail the article.
4. If you want a return receipt, write the certified-mail number and your name and address on a return receipt card, Form 3811, and attach it to the back of the article by means of the gummed ends. Endorse front of article **RETURN RECEIPT REQUESTED**. (*Fees—10¢ or 35¢.*)
5. If you want the article delivered only to the addressee, endorse it on the front **DELIVER TO ADDRESSEE ONLY**. (*Fee—50¢.*) Place the same endorsement in line 2 of the return receipt card.
6. Save this receipt and present it if you make inquiry.

POST OFFICE DEPARTMENT
OFFICIAL BUSINESS

PENALTY FOR PRIVATE USE TO AVOID
PAYMENT OF POSTAGE, 1960

POSTMARK OF
DELIVERING OFFICE



INSTRUCTIONS: Show name and address below and
complete instructions on other side where applicable.
Moisten gummed ends, attach and hold firmly to back
of article. Print on front of article RETURN
RECEIPT REQUESTED.

RETURN
TO

VINCENT VESPIA, CITY CLERK
CITY HALL
PROVIDENCE, R.I., 02903

INSTRUCTIONS TO DELIVERING EMPLOYEE

☐ Show to whom and when delivered ☐ Show to whom, when, and address where delivered ☐ Deliver ONLY to addressee
(Additional charges required for these services)

RECEIPT

Received the numbered article described below.

REGISTERED NO.	SIGNATURE OR NAME OF ADDRESSEE (Must always be filled in)	
	1	2
CERTIFIED NO. 741012R	Albee Realty Co.	
INSURED NO.	SIGNATURE OF ADDRESSEE'S AGENT, IF ANY	
	Jo Ann Coxee	
DATE DELIVERED 1/10/66	SHOW WHERE/DELIVERED (only if requested)	

No. 741013

RECEIPT FOR CERTIFIED MAIL—20¢

SENT TO

POSTMARK
OR DATE

ALDEB REALTY COMPANY
183 WATERMAN ST
PROVIDENCE, R. I.



01-068-915

July 1965

NOT FOR INTERNATIONAL MAIL

1. Stick postage stamps to your article to pay:
 BASIC CHARGES
 Certified fee—20¢
 Postage (first-class or airmail)
- OPTIONAL SERVICES
 Return receipt (10¢ or 35¢)
 Deliver to addressee only—50¢
 Special delivery
2. If you want this receipt postmarked, stick the gummed stub on the left portion of the address side of the article, *leaving the receipt attached*, and present the article at a post office service window or hand it to your rural carrier. (*no extra charge*)
3. If you do not want this receipt postmarked, stick the gummed stub on the left portion of the address side of the article, detach and retain the receipt, and mail the article.
4. If you want a return receipt, write the certified-mail number and your name and address on a return receipt card, Form 3611, and attach it to the back of the article by means of the gummed ends. Endorse front of article RETURN RECEIPT REQUESTED. (*Fees—10¢ or 35¢.*)
5. If you want the article delivered only to the addressee, endorse it on the front DELIVER TO ADDRESSEE ONLY. (*Fee—50¢.*) Place the same endorsement in line 2 of the return receipt card.
6. Save this receipt and present it if you make inquiry.

POST OFFICE DEPARTMENT
OFFICIAL BUSINESS

POST OFFICE DEPARTMENT
OFFICIAL BUSINESS

PROVIDENCE
1968
EAST SIDE STA.
RETURN
TO

INSTRUCTIONS: Show name and address below and complete instructions on other side where applicable. Moistened gummed ends, attach and hold firmly to back of article. Print name and address on front of article. **RETURN RECEIPT REQUESTED.**

VINCENT VESPIA, CITY CLERK
CITY HALL
PROVIDENCE, R.I., 02903

055-16-71548-8

POP Form 3811 Oct 1965

INSTRUCTIONS TO DELIVERING EMPLOYEE

☐ Show to whom and when delivered ☐ Show to whom, when, and address where delivered ☐ Deliver ONLY to addressee
(Additional charges required for these services)

RECEIPT

Received the numbered article described below.

REGISTERED NO.	SIGNATURE OR NAME OF ADDRESSEE (Must always be filled in)	
CERTIFIED NO. 741013	1	2
INSURED NO.	SIGNATURE OF ADDRESSEE'S AGENT, IF ANY	
DATE DELIVERED APR 7 1966	SHOW WHERE DELIVERED (only if requested)	


No. 741-014

RECEIPT FOR CERTIFIED MAIL—20¢

SENT TO

POSTMARK
OR DATE

CHARLES Z ALEXANDER
P O BOX 480
PAWT R I



01-075-700

July 1965

NOT FOR INTERNATIONAL MAIL

1. Stick postage stamps to your article to pay:

BASIC CHARGES.

Certified fee—20¢

Postage (first-class or airmail)

OPTIONAL SERVICES

Return receipt (10¢ or 35¢)

Deliver to addressee only—50¢

Special delivery

2. If you want this receipt postmarked, stick the gummed stub on the left portion of the address side of the article, *leaving the receipt attached*, and present the article at a post office service window or hand it to your rural carrier. (*no extra charge*)
3. If you do not want this receipt postmarked, stick the gummed stub on the left portion of the address side of the article, detach and retain the receipt, and mail the article.
4. If you want a return receipt, write the certified-mail number and your name and address on a return receipt card, Form 3811, and attach it to the back of the article by means of the gummed ends. Endorse front of article **RETURN RECEIPT REQUESTED**. (*Fees—10¢ or 35¢.*)
5. If you want the article delivered only to the addressee, endorse it on the front **DELIVER TO ADDRESSEE ONLY**. (*Fee—50¢.*) Place the same endorsement in line 2 of the return receipt card.
6. Save this receipt and present it if you make inquiry.

1960

POST OFFICE DEPARTMENT
OFFICIAL BUSINESS

PENALTY FOR PRIVATE USE TO AVOID
PAYMENT OF POSTAGE \$300

POSTMARK OF
DELIVERING OFFICE

INSTRUCTIONS: Show name and address below and
complete instructions on other side, where applicable.
Moisten gummed ends, attach and hold firmly to back
of article. Print on front of article **RETURN**
RECEIPT REQUESTED.

RETURN
TO

VINCENT VESPIA, CITY CLERK
CITY HALL
PROVIDENCE, R.I., 02903

55-16-71545-8

POD Form 3811 Oct. 1965

INSTRUCTIONS TO POSTMASTER-EMPLOYEE

☐ Show to whom and when delivered ☐ Show to whom, when, and address where delivered ☐ Deliver ONLY to addressee
(Additional charges required for these services)

RECEIPT

Received the numbered article described below.

REGISTERED NO. SIGNATURE OR NAME OF ADDRESSEE (Must always be filled in)

CERTIFIED NO.

741014

INSURED NO.

SIGNATURE OF ADDRESSEE'S AGENT, IF ANY

DATE DELIVERED

SHOW WHERE DELIVERED (only if requested)

APR 8 - 1966

ACCOUNT NUMBER	PLAT	LOT	LAND VALUATION	BUILDING VALUATION	TOTAL VALUATION	BLDG. AS P/P	AREA CODE	GRAND TOTAL	SPECIAL TAX	INSTALLMENT PER YR FOR 25YRS
01-075-700	16	269	1,970	3,430	5,400		1	12,750	172.13	6.88
ALLEN REALTY CO C O JOS GOODMAN 414 IND TR BLDG										
01-081-570	20	71	10,530	9,020	19,550		0	19,550	263.93	10.55
DORACE W ALLEN 911 TURKS HEAD BLDG										
01-085-505	10	390	18,030	8,060	26,090		1	26,090	352.22	14.08
ALLEN FAITH REALTY CORPORATION 150 DORRANCE ST										
01-086-480	20	197	24,390	28,300	52,690		0	52,690	711.32	28.45
ALFRED ALMONTE 43 SAMUEL GORTON AVE WARWICK R I										
01-101-795	21	108	3,250		3,250		1	3,250	43.88	1.75
ALMONTE REALTY CO 83 GREENWICH ST										
01-103-240	33	482	690		690		0	690	9.32	.37
VITTORIO ALMONTE AND WF ANGELINA 276 RED CHIMNEY DRIVE WARWICK R I										
01-103-510	21	157	1,760	130	1,890		0			
01-103-510	21	159	6,970	180	7,150		0			
01-103-510	21	164	1,990	160	2,150		1			


No. 741015

RECEIPT FOR CERTIFIED MAIL—20¢

SENT TO

POSTMARK
OFF-DATE

ALLEN REALTY CO
C O JOS GOODMAN
414 IND TR BLDG
PROVIDENCE, R. I.



01-081-570

July 1965

NOT FOR INTERNATIONAL MAIL

1. Stick postage stamps to your article to pay:

BASIC CHARGES

Certified fee—20¢

Postage (first-class or airmail)

OPTIONAL SERVICES

Return receipt (10¢ or 35¢)

Deliver to addressee only—50¢

Special delivery

2. If you want this receipt postmarked, stick the gummed stub on the left portion of the address side of the article, *leaving the receipt attached*, and present the article at a post office service window or hand it to your rural carrier. (*no extra charge*)
3. If you do not want this receipt postmarked, stick the gummed stub on the left portion of the address side of the article, detach and retain the receipt, and mail the article.
4. If you want a return receipt, write the certified-mail number and your name and address on a return receipt card, Form 3811, and attach it to the back of the article by means of the gummed ends. Endorse front of article RETURN RECEIPT REQUESTED. (*Fees—10¢ or 35¢.*)
5. If you want the article delivered only to the addressee, endorse it on the front DELIVER TO ADDRESSEE ONLY. (*Fee—50¢*). Place the same endorsement in line 2 of the return receipt card.
6. Save this receipt and present it if you make inquiry.


POST OFFICE DEPARTMENT
OFFICIAL BUSINESS

PENALTY FOR PRIVATE USE TO AVOID
PAYMENT OF POSTAGE, \$30

655-16-71348-8

INSTRUCTIONS: Show name and address below and
complete instructions on other side, where applicable.
Moisten gummed ends, attach and hold firmly to back
of article. Print on front of article **RETURN**
RECEIPT REQUESTED.

POSTMARK OF
DELIVERING OFFICE



RETURN
TO

VINCENT VESPIA, CITY CLERK
CITY HALL
PROVIDENCE, R.I., 02903

965

INSTRUCTIONS TO DELIVERING EMPLOYEE
☐ Show to whom and. ☐ Show to whom, when, and ☐ Deliver ONLY
when delivered address where delivered to addressee
(Additional charges required for these services)

RECEIPT

Received the numbered article described below.

REGISTERED NO. SIGNATURE OR NAME OF ADDRESSEE (Must always be filled in)

CERTIFIED NO.

74/015R

INSURED NO.

SIGNATURE OF ADDRESSEE'S AGENT, IF ANY

DATE DELIVERED

SHOW WHERE DELIVERED (only if requested)

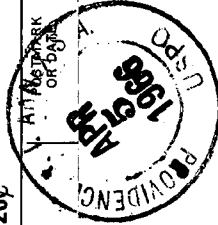
4-6-66

No. 741016

RECEIPT FOR CERTIFIED MAIL—20¢

SENT TO

DORACE W ALLEN
911 TURKS HEAD BLDG
PROVIDENCE, R. I.



01-085-505

July 1965

NOT FOR INTERNATIONAL MAIL

1. Stick postage stamps to your article to pay:
 BASIC CHARGES
 Certified fee—20¢
 Postage (first-class or airmail)
2. If you want this receipt postmarked, stick the gummed stub on the left portion of the address side of the article, *leaving the receipt attached*, and present the article at a post office service window or hand it to your rural carrier. (no extra charge)
3. If you do not want this receipt postmarked, stick the gummed stub on the left portion of the address side of the article, detach and retain the receipt, and mail the article.
4. If you want a return receipt, write the certified-mail number and your name and address on a return receipt card, Form 3811, and attach it to the back of the article by means of the gummed ends. Endorse front of article RETURN RECEIPT REQUESTED. (Fees—10¢ or 35¢.)
5. If you want the article delivered only to the addressee, endorse it on the front DELIVER TO ADDRESSEE ONLY. (Fee—50¢). Place the same endorsement in line 2 of the return receipt card.
6. Save this receipt and present it if you make inquiry.

OPTIONAL SERVICES

- Return receipt (10¢ or 35¢)
- Deliver to addressee only—50¢
- Special delivery

POST OFFICE DEPARTMENT
OFFICIAL BUSINESS

PENALTY FOR PRIVATE USE TO AVOID
PAYMENT OF POSTAGE, \$200

POSTMARK OF
DELIVERING OFFICE

INSTRUCTIONS: Show name and address below and
complete instructions on other side, where applicable.
Moisten gummed ends, attach and hold firmly to back
of article. Print on front of article RETURN
RECEIPT REQUESTED.

6
1966

RETURN
TO

VINCENT VESPIA, CITY CLERK
CITY HALL
PROVIDENCE, R.I., 02903

INSTRUCTIONS TO DELIVERING EMPLOYEE

☐ Show to whom and when delivered ☐ Show to whom, when, and address where delivered ☐ Deliver ONLY to addressee
(Additional charges required for these services)

RECEIPT

Received the numbered article described below.

REGISTERED NO.	SIGNATURE OR NAME OF ADDRESSEE (Must always be filled in)	
	1	2
CERTIFIED NO.	SIGNATURE OF ADDRESSEE'S AGENT, IF ANY	
INSURED NO.	SHOW WHERE DELIVERED (only if requested)	
DATE DELIVERED		

No. 741018

RECEIPT FOR CERTIFIED MAIL—20¢

SENT TO

POSTMARK
OR DATE

ALFRED ALMONTE
43 SAMUEL GORTON AVE
WARWICK R I

01-101-795



July 1965 NOT FOR INTERNATIONAL MAIL

1. Stick postage stamps to your article to pay:

BASIC CHARGES

Certified fee—20¢

Postage (first-class or airmail)

OPTIONAL SERVICES

Return receipt (10¢ or 35¢)

Deliver to addressee only—50¢

Special delivery

2. If you want this receipt postmarked, stick the gummed stub on the left portion of the address side of the article, *leaving the receipt attached*, and present the article at a post office service window or hand it to your rural carrier. (*no extra charge*)
3. If you do not want this receipt postmarked, stick the gummed stub on the left portion of the address side of the article, detach and retain the receipt, and mail the article.
4. If you want a return receipt, write the certified-mail number and your name and address on a return receipt card, Form 3811, and attach it to the back of the article by means of the gummed ends. Endorse front of article **RETURN RECEIPT REQUESTED**. (*Fees—10¢ or 35¢.*)
5. If you want the article delivered only to the addressee, endorse it on the front **DELIVER TO ADDRESSEE ONLY**. (*Fee—50¢.*) Place the same endorsement in line 2 of the return receipt card.
6. Save this receipt and present it if you make inquiry.

POST OFFICE DEPARTMENT
OFFICIAL BUSINESS

POST OFFICE DEPARTMENT
OFFICIAL BUSINESS

POSTMARK OF
DELIVERING OFFICE



INSTRUCTIONS: Show name and address below and
complete instructions on other side, where applicable.
Moisten gummed ends, attach and hold firmly to back
of article. Print on front of article **RETURN**
RECEIPT REQUESTED.

RETURN
← **TO**

VINCENT VESPIA, CITY CLERK
CITY HALL
PROVIDENCE, R.I., 02903

INSTRUCTIONS TO DELIVERING EMPLOYEE

☐ Show to whom and when delivered ☐ Show to whom, when, and address where delivered ☐ Deliver ONLY to addressee
(Additional charges required for these services)

RECEIPT

Received the numbered article described below.

REGISTERED NO. _____ SIGNATURE OR NAME OF ADDRESSEE (Must always be filled in)

CERTIFIED NO. _____ **1** *Alfred Advant*

INSURED NO. _____ **2** SIGNATURE OF ADDRESSEE'S AGENT, IF ANY

DATE DELIVERED *8/8/66* SHOW WHERE DELIVERED (only if requested)

No. 741017

RECEIPT FOR CERTIFIED MAIL—20¢

SENT TO

POSTMARK
OR DATE

ALLEN FAITH REALTY
CORPORATION
150 DORRANCE ST
PROVIDENCE, R. I.



01-086-480

JULY 1965

NOT FOR INTERNATIONAL MAIL

1. Stick postage stamps to your article to pay:
BASIC CHARGES
Certified fee—20¢
Postage (first-class or airmail)

OPTIONAL SERVICES

- Return receipt (10¢ or 35¢)
Deliver to addressee only—50¢
Special delivery
2. If you want this receipt postmarked, stick the gummed stub on the left portion of the address side of the article, *leaving the receipt attached*, and present the article at a post office service window or hand it to your rural carrier. (*no extra charge*)
3. If you do not want this receipt postmarked, stick the gummed stub on the left portion of the address side of the article, detach and retain the receipt, and mail the article.
4. If you want a return receipt, write the certified-mail number and your name and address on a return receipt card, Form 3811, and attach it to the back of the article by means of the gummed ends. Endorse front of article RETURN RECEIPT REQUESTED. (*Fees—10¢ or 35¢.*)
5. If you want the article delivered only to the addressee, endorse it on the front DELIVER TO ADDRESSEE ONLY. (*Fee—50¢*). Place the same endorsement in line 2 of the return receipt card.
6. Save this receipt and present it if you make inquiry.

No. 741020

RECEIPT FOR CERTIFIED MAIL—20¢

SENT TO

POSTMARK
OR DATE

VITTORIO ALMONTE AND WF
ANGELINA
276 RED CHIMNEY DRIVE
WARWICK R I



01-103-510


July 1965

NOT FOR INTERNATIONAL MAIL

1. Stick postage stamps to your article to pay for postage. **BASIC CHARGES**
 Certified fee—20¢
 Postage (first-class or airmail)
2. If you want this receipt postmarked,* stick the gummed stub on the left portion of the address side of the article. *Leaving the receipt attached*, and present the article at a post office service window or hand it to your rural carrier. *(no extra charge)*
3. If you do not want this receipt postmarked, stick the gummed stub on the left portion of the address side of the article, detach and retain the receipt, and mail the article.
4. If you want a return receipt, write the certified-mail number and your name and address on a return receipt card, Form 3811, and attach it to the back of the article by means of the gummed ends. Endorse front of article **RETURN RECEIPT REQUESTED**. *(Fees—10¢ or 35¢)*
5. If you want the article delivered only to the addressee, endorse it on the front **DELIVER TO ADDRESSEE ONLY**. *(Fee—50¢)*. Place the same endorsement in line 2 of the return receipt card.
6. Save this receipt and present it if you make inquiry.

OPTIONAL SERVICES

Return receipt (10¢ or 35¢)
 Deliver to addressee only—50¢
 Special delivery



INSTRUCTIONS TO DELIVERING EMPLOYEE

☐ Show to whom and when delivered
☐ Show to whom, when, and address where delivered to addressee (Additional charges required for these services)

RECEIPT

Received the numbered article described below:

REGISTERED NO. SIGNATURE OR NAME OF ADDRESSEE (Must always be filled in)

CERTIFIED NO.

7410-6

INSURED NO.

DATE DELIVERED

SHOW WHERE DELIVERED (only if requested)

Mr. Victor Albano

SIGNATURE OF ADDRESSEE'S AGENT, IF ANY

Denno Albano

ACCOUNT NUMBER	PLAT	LOT	LAND VALUATION	BUILDING VALUATION	TOTAL VALUATION	BLDGS. AS P/P	AREA CODE	GRAND TOTAL	SPECIAL TAX	INSTALLMENT PER YR FOR 25YRS
01-103-510	21	165	2,880	200	3,080		1			
01-103-510	21	303	3,140		3,140		0			
01-103-510	21	304	3,080		3,080		0			
01-103-510	21	305	10,640	200	10,840		0	31,330	422.96	16.91
MARIA AMORE										
148 POMONA AVE										
01-129-460	66	163	1,040	11,320	12,360		1	12,360	166.86	6.67
HENRY ANTHONY EST & JOSEPH										
BANIGAN ESTATE										
75 WESTMINSTER ST										
RHODE ISLAND HOSPITAL										
TRUST COMPANY TR U/W										
HENRY A TILLINGHAST ET ALS										
15 WESTMINSTER ST										
INDUSTRIAL NATIONAL BANK										
ET ALS TR U/W										
THEODORE F TILLINGHAST										
111 WESTMINSTER ST										
LEE A WORRELL ET AL TR U/W										
JOHN R COTTAM										
430 HOSPITAL TRUST BUILDING										
JOSEPH BANIGAN EST										
COLIN MCR MAKEPEACE ADMR										
1030 HOSPITAL TRUST BUILDING										
CARPENTER AND COMPANY INC										
822 HOSPITAL TRUST BUILDING										
J WILBUR RIKER AND										
CHARLES A REYNOLDS										
905 HOSPITAL TRUST BUILDING										
FRANK W BARAD AND WF PEARL K										
321 TABER AVE										
01-180-300	20	9	294,120	108,710	402,830		0	402,830	5,438.21	217.52


No. 741021

RECEIPT FOR CERTIFIED MAIL—20¢

SENT TO

POSTMARK
OR DATE

MARIA AMORE
148 POMONA AVE
PROVIDENCE, R. I.



01-129-460

July 1965

NOT FOR INTERNATIONAL MAIL

1. Stick postage stamps to your article to pay:

BASIC CHARGES

Certified fee—20¢

Postage (first-class or airmail)

OPTIONAL SERVICES

Return receipt (10¢ or 35¢)


Deliver to addressee only—50¢

Special delivery

2. If you want this receipt postmarked, stick the gummed stub on the left portion of the address side of the article, *leaving the receipt attached*, and present the article at a post office service window or hand it to your rural carrier. (*no extra charge*)
3. If you do not want this receipt postmarked, stick the gummed stub on the left portion of the address side of the article, detach and retain the receipt, and mail the article.
4. If you want a return receipt, write the certified-mail number and your name and address on a return receipt card, Form 3811, and attach it to the back of the article by means of the gummed ends. Endorse front of article **RETURN RECEIPT REQUESTED**. (*Fees—10¢ or 35¢.*)
5. If you want the article delivered only to the addressee, endorse it on the front **DELIVER TO ADDRESSEE ONLY**. (*Fee—50¢*). Place the same endorsement in line 2 of the return receipt card.
6. Save this receipt and present it if you make inquiry.

POST OFFICE DEPARTMENT
OFFICIAL BUSINESS

PENALTY FOR PRIVATE USE TO AVOID
PAYMENT OF POSTAGE \$300



INSTRUCTIONS: Show name and address below and complete instructions on other side, where applicable. Moisten gummed ends, attach and hold firmly to back of article. Print on front of article RETURN RECEIPT REQUESTED.

RETURN
TO

VINCENT VESPIA, CITY CLERK
CITY HALL
PROVIDENCE, R.I., 02903

055-16-71548-8

POD Form 3811 Oct. 1965

<input type="checkbox"/> Show to whom and when delivered	<input type="checkbox"/> Show to whom, when, and address where delivered	<input type="checkbox"/> Deliver ONLY to addressee
(Additional charges required for these services)		

RECEIPT

Received the numbered article described below.

REGISTERED NO.	SIGNATURE OR NAME OF ADDRESSEE (Must always be filled in)	
	1	2
CERTIFIED NO. 741021	SIGNATURE OF ADDRESSEE'S AGENT, IF ANY X. <i>Marie Anne</i>	
INSURED NO.		
DATE DELIVERED 4/8/66	SHOW WHERE DELIVERED (only if requested) X. <i>Agence Anne</i>	

No. 741022

RECEIPT FOR CERTIFIED MAIL—20¢

SENT TO

POSTMARK
OR DATE

HENRY ANTHONY EST & JOSEPH
BANIGAN ESTATE
75 WESTMINSTER ST
PROVIDENCE, R. I.

01-180-300



July 1965

NOT FOR INTERNATIONAL MAIL

1. Stick postage stamps to your article to pay:

BASIC CHARGES

Certified fee—20¢

Postage (first-class or airmail)

OPTIONAL SERVICES

Return receipt (10¢ or 35¢)

Deliver to addressee only—50¢

Special delivery

2. If you want this receipt postmarked, stick the gummed stub on the left portion of the address side of the article, *leaving the receipt attached*, and present the article at a post office service window or hand it to your rural carrier. (*no extra charge*)
3. If you do not want this receipt postmarked, stick the gummed stub on the left portion of the address side of the article, detach and retain the receipt, and mail the article.
4. If you want a return receipt, write the certified-mail number and your name and address on a return receipt card, Form 3811, and attach it to the back of the article by means of the gummed ends. Endorse front of article **RETURN RECEIPT REQUESTED**. (*Fees—10¢ or 35¢.*)
5. If you want the article delivered only to the addressee, endorse it on the front **DELIVER TO ADDRESSEE ONLY**. (*Fee—50¢*). Place the same endorsement in line 2 of the return receipt card.
6. Save this receipt and present it if you make inquiry.

POST OFFICE DEPARTMENT
OFFICIAL BUSINESS

PENALTY FOR PRIVATE USE TO AVOID
PAYMENT OF POSTAGE, \$300

POSTMARK OF
DELIVERING OFFICE

INSTRUCTIONS: Show name and address below and
complete instructions on other side, where applicable.
Moisten gummed ends, attach and hold firmly to back
of article. Print on front of article RETURN
RECEIPT REQUESTED.

RETURN
TO

VINCENT VESPIA, CITY CLERK
CITY HALL
PROVIDENCE, R.I., 02903

INSTRUCTIONS TO DELIVERING EMPLOYEE

☐ Show to whom and when delivered ☐ Show to whom, when, and address where delivered ☐ Deliver ONLY to addressee
(Additional charges required for these services)

RECEIPT

Received the numbered article described below.

REGISTERED NO.	SIGNATURE OR NAME OF ADDRESSEE (Must always be filled in)	
CERTIFIED NO.	1	SIGNATURE OF ADDRESSEE'S AGENT, IF ANY
INSURED NO.	2	
DATE DELIVERED	SHOW WHERE DELIVERED (only if requested)	

No. 741023

RECEIPT FOR CERTIFIED MAIL—20¢

SENT TO


POSTMARK
OR DATE

RHODE ISLAND HOSPITAL
TRUST COMPANY TR U/W
HENRY A TILLINGHAST ET AL
15 WESTMINSTER ST
PROVIDENCE, R. I.

01-180-300

July 1965

NOT FOR INTERNATIONAL MAIL



1. Stick postage stamps to your article to pay:

BASIC CHARGES

Certified fee—20¢

Postage (first-class or airmail)

OPTIONAL SERVICES

Return receipt (10¢ or 35¢)

Deliver to addressee only—50¢

Special delivery

2. If you want this receipt postmarked, stick the gummed stub on the left portion of the address side of the article, *leaving the receipt attached*, and present the article at a post office service window or hand it to your rural carrier. (*no extra charge*)
3. If you do not want this receipt postmarked, stick the gummed stub on the left portion of the address side of the article, detach and retain the receipt, and mail the article.
4. If you want a return receipt, write the certified-mail number and your name and address on a return receipt card, Form 3811, and attach it to the back of the article by means of the gummed ends. Endorse front of article **RETURN RECEIPT REQUESTED**. (*Fees—10¢ or 35¢.*)
5. If you want the article delivered only to the addressee, endorse it on the front **DELIVER TO ADDRESSEE ONLY**. (*Fee—50¢*). Place the same endorsement in line 2 of the return receipt card.
6. Save this receipt and present it if you make inquiry.

POST OFFICE DEPARTMENT
OFFICIAL BUSINESS

POST OFFICE DEPARTMENT
OFFICIAL BUSINESS

POSTMARK OF
DELIVERING OFFICE



INSTRUCTIONS: Show name and address below and complete instructions on other side, where applicable. Moisten gummed ends, attach and hold firmly to back of article. Print on front of article RETURN RECEIPT REQUESTED.

VINCENT VESPIA, CITY CLERK
CITY HALL
PROVIDENCE, R.I., 02903

585-16-71248-8

Oct 1965

POP Form 3811

INSTRUCTIONS TO DELIVERING EMPLOYEE

☐ Show to whom and when delivered ☐ Show to whom, when, and address where delivered ☐ Deliver ONLY to addressee
(Additional charges required for these services)

RECEIPT

Received the numbered article described below.

REGISTERED NO.	SIGNATURE OR NAME OF ADDRESSEE (Must always be filled in)	
	1	2
CERTIFIED NO. 741023	SIGNATURE OF ADDRESSEE'S AGENT, IF ANY	
INSURED NO.	SHOW WHERE DELIVERED (only if requested)	
DATE DELIVERED		

No. 741024

RECEIPT FOR CERTIFIED MAIL—20¢

SENT TO

POSTMARK
OR DATE

INDUSTRIAL NATIONAL BANK
ET ALS TR U/W
THEODORE F TILLINGHAST
111 WESTMINSTER ST
PROVIDENCE, R. I.

01-180-300



July 1965

NOT FOR INTERNATIONAL MAIL

1. Stick postage stamps to your article to pay:

BASIC CHARGES

Certified fee—20¢

Postage (first-class or airmail)

OPTIONAL SERVICES

Return receipt (10¢ or 35¢)

Deliver to addressee only—50¢

Special delivery

2. If you want this receipt postmarked, stick the gummed stub on the left portion of the address side of the article, *leaving the receipt attached*, and present the article at a post office service window or hand it to your rural carrier. (*no extra charge*)
3. If you do not want this receipt postmarked, stick the gummed stub on the left portion of the address side of the article, detach and retain the receipt, and mail the article.
4. If you want a return receipt, write the certified-mail number and your name and address on a return receipt card, Form 3811, and attach it to the back of the article by means of the gummed ends. Endorse front of article RETURN RECEIPT REQUESTED. (*Fees—10¢ or 35¢.*)
5. If you want the article delivered only to the addressee, endorse it on the front DELIVER TO ADDRESSEE ONLY. (*Fee—50¢.*) Place the same endorsement in line 2 of the return receipt card.
6. Save this receipt and present it if you make inquiry.

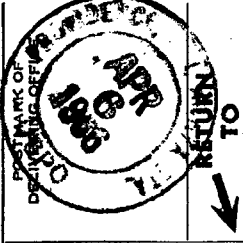
POST OFFICE DEPARTMENT
OFFICIAL BUSINESS

POST OFFICE DEPARTMENT
OFFICIAL BUSINESS

055-16-71045-8

INSTRUCTIONS: Show name and address below and complete instructions on other side, where applicable. Moisten gummed ends, attach and hold firmly to back of article. Print on front of article RETURN RECEIPT REQUESTED.	
RETURN TO	

VINCENT VESPIA, CITY CLERK
CITY HALL
PROVIDENCE, R.I., 02903



INSTRUCTIONS TO DELIVERING EMPLOYEE

☐ Show to whom and when delivered ☐ Show to whom, when, and address where delivered ☐ Deliver ONLY to addressee
(Additional charges required for these services)

RECEIPT

Received the numbered article described below.

REGISTERED NO. SIGNATURE OR NAME OF ADDRESSEE (Must always be filled in)

1 INDUSTRIAL NATIONAL P

CERTIFIED NO.

741024

INSURED NO.

2 SIGNATURE OF ADDRESSEE'S AGENT, IF ANY

George L. Kelly

DATE DELIVERED

MAY 15 1953

SHOW WHERE DELIVERED (only if requested)

No. 741025

RECEIPT FOR CERTIFIED MAIL—20¢

SENT TO

POSTMARK
OR DATE

LEE A WORRELL ET AL TR U
JOHN R COTTAM
430 HOSPITAL TRUST BUILDING
PROVIDENCE, R. I.



01-180-300

July 1965

NOT FOR INTERNATIONAL MAIL

1. Stick postage stamps to your article to pay:
 BASIC CHARGES
 Certified fee—20¢
 Postage (first-class or airmail)
2. If you want this receipt postmarked, stick the gummed stub on the left portion of the address side of the article, *leaving the receipt attached*, and present the article at a post office service window or hand it to your rural carrier. (*no extra charge*)
3. If you do not want this receipt postmarked, stick the gummed stub on the left portion of the address side of the article, detach and retain the receipt, and mail the article.
4. If you want a return receipt, write the certified-mail number and your name and address on a return receipt card, Form 3811, and attach it to the back of the article by means of the gummed ends. Endorse front of article RETURN RECEIPT REQUESTED. (*Fees—10¢ or 3½¢*)
5. If you want the article delivered only to the addressee, endorse it on the front DELIVER TO ADDRESSEE ONLY. (*Fee—50¢*). Place the same endorsement in line 2 of the return receipt card.
6. Save this receipt and present it if you make inquiry.

OPTIONAL SERVICES

- Return receipt (10¢ or 35¢)
- Deliver to addressee only—50¢
- Special delivery

**PENALTY FOR PRIVATE USE TO AVOID
PAYMENT OF POSTAGE: \$300**

POSTMARK OF
DELIVERING OFFICE

INSTRUCTIONS: Show name and address below and complete instructions on other side, where applicable. Moisten gummed ends, attach and hold firmly to back of article. Print on front of article **RETURN RECEIPT REQUESTED.**

**RETURN
TO**

VINCENT VESPIA, CITY CLERK
CITY HALL
PROVIDENCE, R.I., 02903

INSTRUCTIONS TO DELIVERING EMPLOYEE

☐ Show to whom and when delivered ☐ Show to whom, when, and address where delivered ☐ Deliver ONLY to addressee
(Additional charges required for these services)

RECEIPT

Received the numbered article described below.

REGISTERED NO. SIGNATURE OR NAME OF ADDRESSEE (Must always be filled in)

1 *See A. Warren*

CERTIFIED NO.

7410257R

INSURED NO.

2 SIGNATURE OF ADDRESSEE'S AGENT, IF ANY

Agatha M. Jackson

DATE DELIVERED

SHOW WHERE DELIVERED (only if requested)

4/16/32

RECEIPT FOR CERTIFIED MAIL—20¢

SENT TO


POSTMARK
OR DATE

JOSEPH BANIGAN EST
COLIN MCR MAKEPEACE ADMR
1030 HOSPITAL TRUST BUILDING
PROVIDENCE, R. I.

01-180-300

July 1963

NOT FOR INTERNATIONAL MAIL



No. 741026

1. Stick postage stamps to your article to pay:

BASIC CHARGES

Certified fee—20¢

Postage (first-class or airmail)

OPTIONAL SERVICES

Return receipt (10¢ or 35¢)

Deliver to addressee only—50¢

Special delivery

2. If you want this receipt postmarked, stick the gummed stub on the left portion of the address side of the article, *leaving the receipt attached*, and present the article at a post office service window or hand it to your rural carrier. (*no extra charge*)
3. If you do not want this receipt postmarked, stick the gummed stub on the left portion of the address side of the article, detach and retain the receipt, and mail the article.
4. If you want a return receipt, write the certified-mail number and your name and address on a return receipt card, Form 3811, and attach it to the back of the article by means of the gummed ends. Endorse front of article **RETURN RECEIPT REQUESTED**. (*Fees—10¢ or 35¢.*)
5. If you want the article delivered only to the addressee, endorse it on the front **DELIVER TO ADDRESSEE ONLY**. (*Fee—50¢*). Place the same endorsement in line 2 of the return receipt card.
6. Save this receipt and present it if you make inquiry.

POST OFFICE DEPARTMENT
OFFICIAL BUSINESS

PRAY FOR PEACE

POSTMARK OF
DELIVERING OFFICE



INSTRUCTIONS: Show name and address below and complete instructions on other side, where applicable. Moisten gummed ends, attach and hold firmly to back of article. Print on front of article **RETURN RECEIPT REQUESTED**.

RETURN
TO

VINCENT VESPIA, CITY CLERK
CITY HALL
PROVIDENCE, R.I., 02903

INSTRUCTIONS TO DELIVERING EMPLOYEE

☐ Show to whom and when delivered ☐ Show to whom, when, and address where delivered ☐ Deliver ONLY to addressee
(Additional charges required for these services)

RECEIPT

Received the numbered article described below.

REGISTERED NO.	SIGNATURE OR NAME OF ADDRESSEE (Must always be filled in)	
CERTIFIED NO.	1	SIGNATURE OF ADDRESSEE'S AGENT, IF ANY
INSURED NO.	2	
DATE DELIVERED	SHOW WHERE DELIVERED (only if requested)	

4-7-66


No. 741027

RECEIPT FOR CERTIFIED MAIL—20¢

SENT TO

POSTMARK
OR DATE

CARPENTER AND COMPANY INC
822 HOSPITAL TRUST BUILDING
PROVIDENCE, R. I.



01-180-300

July 1965

NOT FOR INTERNATIONAL MAIL

1. Stick postage stamps to your article to pay:
 - BASIC CHARGES
 - Certified fee—20¢
 - Postage (first-class or airmail)
2. If you want this receipt postmarked, stick the gummed stub on the left portion of the address side of the article, *leaving the receipt attached*, and present the article at a post office service window or hand it to your rural carrier. (*no extra charge*)
3. If you do not want this receipt postmarked, stick the gummed stub on the left portion of the address side of the article, detach and retain the receipt and mail the article.
4. If you want a return receipt, write the certified-mail number and your name and address on a return receipt card, Form 3811, and attach it to the back of the article by means of the gummed ends. Endorse front of article RETURN RECEIPT REQUESTED. (*Fees—10¢ or 3½¢.*)
5. If you want the article delivered only to the addressee, endorse it on the front DELIVER TO ADDRESSEE ONLY. (*Fee—50¢*). Place the same endorsement in line 2 of the return receipt card.
6. Save this receipt and present it if you make inquiry.

OPTIONAL SERVICES

- Return receipt (10¢ or 35¢)
- Deliver to addressee only—50¢
- Special delivery

POST OFFICE DEPARTMENT
OFFICIAL BUSINESS

965
025-16-71548-8

POSTMARK OF
DELIVERING OFFICE



RETURN
TO

INSTRUCTIONS: Show name and address below and complete instructions on other side, where applicable. Moistened gummed ends, attach and hold firmly to back of article. Print on front of article RETURN RECEIPT REQUESTED.

WINCENT VESPIA, CITY CLERK
CITY HALL
PROVIDENCE, R.I., 02903

INSTRUCTIONS TO DELIVERING EMPLOYEE

☐ Show to whom and when delivered ☐ Show to whom, when, and address where delivered ☐ Deliver ONLY to addressee
(Additional charges required for these services)

RECEIPT

Received the numbered article described below.

REGISTERED NO.	SIGNATURE OR NAME OF ADDRESSEE (Must always be filled in)	
	1	2
CERTIFIED NO.	Carpenter Company Inc	
INSURED NO.	Lillian MacLennan	
DATE DELIVERED	SHOW WHERE DELIVERED (only if requested)	
APR 7 - 1963		

No. 741028

RECEIPT FOR CERTIFIED MAIL—20¢

SENT TO

POSTMARK
OR DATE

J WILBUR RIKER AND
CHARLES A REYNOLDS
905 HOSPITAL TRUST BUILDING
PROVIDENCE, R. I.

01-180-300



July 1965
NOT FOR INTERNATIONAL MAIL

1. Stick postage stamps to your article to pay:

BASIC CHARGES

Certified fee—20¢

Postage (first-class or airmail)

OPTIONAL SERVICES

Return receipt (10¢ or 35¢)

Deliver to addressee only—50¢

Special delivery

2. If you want this receipt postmarked, stick the gummed stub on the left portion of the address side of the article, *leaving the receipt attached*, and present the article at a post office service window or hand it to your rural carrier. (*no extra charge*)
3. If you do not want this receipt postmarked, stick the gummed stub on the left portion of the address side of the article, detach and retain the receipt, and mail the article.
4. If you want a return receipt, write the certified-mail number and your name and address on a return receipt card, Form 3811, and attach it to the back of the article by means of the gummed ends. Endorse front of article **RETURN RECEIPT REQUESTED**. (*Fees—10¢ or 35¢.*)
5. If you want the article delivered only to the addressee, endorse it on the front **DELIVER TO ADDRESSEE ONLY**. (*Fee—50¢*). Place the same endorsement in line 2 of the return receipt card.
6. Save this receipt and present it if you make inquiry.

POST OFFICE DEPARTMENT
OFFICIAL BUSINESS

PENALTY FOR PRIVATE USE TO AVOID
PAYMENT OF POSTAGE, \$300

<p>INSTRUCTIONS: Show name and address below and complete instructions on other side, where applicable. Moistened gummed ends, attach and hold firmly to back of article. Print on front of article RETURN RECEIPT REQUESTED.</p>	<p>POST MARK OF DELIVERING OFFICE</p> <p>4PT 1966</p> <p>RETURN TO</p>
---	--

VINCENT VESPIA, CITY CLERK
CITY HALL
PROVIDENCE, R.I., 02903

655-16-71648-8

3811 Oct 1965

INSTRUCTIONS TO DELIVERING EMPLOYEE

☐ Show to whom and when delivered ☐ Show to whom, when, and address where delivered ☐ Deliver ONLY to addressee
(Additional charges required for these services)

RECEIPT

Received the numbered article described below.

REGISTERED NO. SIGNATURE OR NAME OF ADDRESSEE (Must always be filled in)

CERTIFIED NO.

7/1/028

INSURED NO.

SIGNATURE OF ADDRESSEE'S AGENT, IF ANY

Anne C. Schmitt

DATE DELIVERED

4-6-66

SHOW WHERE DELIVERED (only if requested)

No. 741029

RECEIPT FOR CERTIFIED MAIL—20¢

SENT TO

POSTMARK
OR DATE

FRANK W BARAD AND WF PEARL
321 TABER AVE
PROVIDENCE, R. I.



01-180-300

July 1965

NOT FOR INTERNATIONAL MAIL

1. Stick postage stamps to your article to pay:

BASIC CHARGES

Certified fee—20¢

Postage (first-class or airmail)

OPTIONAL SERVICES

Return receipt (10¢ or 35¢)

Deliver to addressee only—50¢


Special delivery

2. If you want this receipt postmarked, stick the gummed stub on the left portion of the address side of the article, *leaving the receipt attached*, and present the article at a post office service window or hand it to your rural carrier. (*no extra charge*)
3. If you do not want this receipt postmarked, stick the gummed stub on the left portion of the address side of the article, detach and retain the receipt, and mail the article.
4. If you want a return receipt, write the certified-mail number and your name and address on a return receipt card, Form 3811, and attach it to the back of the article by means of the gummed ends. Endorse front of article **RETURN RECEIPT REQUESTED**. (*Fees—10¢ or 35¢.*)
5. If you want the article delivered only to the addressee, endorse it on the front **DELIVER TO ADDRESSEE ONLY**. (*Fee—50¢*). Place the same endorsement in line 2 of the return receipt card.
6. Save this receipt and present it if you make inquiry.

POST OFFICE DEPARTMENT
OFFICIAL BUSINESS

PENALTY FOR PRIVATE USE TO AVOID
PAYMENT OF POSTAGE, 300%

POSTMARK OF
DELIVERING OFFICE



INSTRUCTIONS: Show name and address below and
complete instructions on other side, where applicable.
Moisten gummed ends, attach and hold firmly to back
of article. Print on front of article **RETURN**
RECEIPT REQUESTED.

**RETURN
TO**

VINCENT VESPIA, CITY CLERK
CITY HALL
PROVIDENCE, R.I., 02903

INSTRUCTIONS TO DELIVERING EMPLOYEE

☐ Show to whom and when delivered ☐ Show to whom, when, and address where delivered ☐ Deliver ONLY to addressee
(Additional charges required for these services)

RECEIPT

Received the numbered article described below.

REGISTERED NO.	SIGNATURE OR NAME OF ADDRESSEE (Must always be filled in)	
CERTIFIED NO. 741021	1 [Signature]	2 [Signature]
INSURED NO.	SIGNATURE OF ADDRESSEE'S AGENT, IF ANY	
DATE DELIVERED 4/8/69	SHOW WHERE DELIVERED (only if requested)	

PROVIDE
#100T

ACCOUNT NUMBER	PLAT	LOT	LAND VALUATION	BUILDING VALUATION	TOTAL VALUATION	BLDGS. AS P/P	AREA CODE	GRAND TOTAL	SPECIAL TAX	INSTALLMENT PER YR FOR 25YRS
ANGELO ANTIGNANO 202 CENTRAL AVE JOHNSTON R I										
01-182-380	33	283	960		960		0			
01-182-380	33	613	6,850	14,780	21,630		0	22,590	304.97	12.19
ANTIGNANO REALTY CO 215 VALLEY ST										
01-182-510	33	461	1,060	1,420	2,480		0	2,480	33.48	1.33
FRANK P ANTONISIO JR AND WF JOSEPHINE 34 SWISS ST										
01-185-960	33	514	610	5,750	6,360		1	6,360	85.86	3.43
ARDENTE REALTY CO INC 404 VALLEY ST										
01-206-030	65	708	770		770		1			
01-206-030	65	842	7,580	105,590	113,170		1	113,940	1,538.19	61.52
EDWARD ARGENTIERI 53 STIMSON AVE										
01-208-600	22	267	3,960	2,420	6,380		0			
01-208-600	25	343	78,200	49,000	127,200		0	133,580	1,803.33	72.13
FREDERICK W ARNOLD TRUSTEE U W OF FREDERICK W ARNOLD C O OLD COLONY TR CO R E DEPT 1 FEDERAL ST BOSTON MASS										
01-222-910	25	357	96,140		96,140		0			

No. 741030

RECEIPT FOR CERTIFIED MAIL—20¢

SENT TO	POSTMARK OR DATE
ANGELO ANTIGNANO 202 CENTRAL AVE JOHNSTON R I	
01-182-380	
FD-700 Form 3800 July 1965 NOT FOR INTERNATIONAL MAIL	



1. Stick postage stamps to your article to pay:

BASIC CHARGES

Certified fee—20¢
Postage (first-class or airmail)

OPTIONAL SERVICES

Return receipt (10¢ or 35¢)
Deliver to addressee only—50¢
Special delivery

2. If you want this receipt postmarked, stick the gummed stub on the left portion of the address side of the article, *leaving the receipt attached*, and present the article at a post office service window or hand it to your rural carrier. (*no extra charge*)
3. If you do not want this receipt postmarked, stick the gummed stub on the left portion of the address side of the article, detach and retain the receipt, and mail the article.
4. If you want a return receipt, write the certified-mail number and your name and address on a return receipt card, Form 3811, and attach it to the back of the article by means of the gummed ends. Endorse front of article **RETURN RECEIPT REQUESTED**. (*Fees—10¢ or 35¢.*)
5. If you want the article delivered only to the addressee, endorse it on the front **DELIVER TO ADDRESSEE ONLY**. (*Fee—50¢*). Place the same endorsement in line 2 of the return receipt card.
6. Save this receipt and present it if you make inquiry.

**PENALTY FOR PRIVATE USE TO AVOID
PAYMENT OF POSTAGE, \$300**

U.S. POSTMARK OF
DELIVERING OFFICE

INSTRUCTIONS: Show name and address below and complete instructions on other side, where applicable. Moisten gummed ends, attach and hold firmly to back of article. Print on front of article **RETURN RECEIPT REQUESTED.**

**RETURN
TO**

VINCENT VESPIA, CITY CLERK
CITY HALL
PROVIDENCE, R.I., 02903

055-16-71548-8

POB Form 3811 Oct. 1965

INSTRUCTIONS TO DELIVERING EMPLOYEE

☐ Show to whom and when delivered ☐ Show to whom, when, and address where delivered ☐ Deliver ONLY to addressee
(Additional charges required for these services)

RECEIPT

Received the numbered article described below.

SIGNATURE OR NAME OF ADDRESSEE (Must always be filled in)

REGISTERED NO.

CERTIFIED NO.

INSURED NO.

1 *Angela Antignaro*

2 *Angela Antignaro*

SHOW WHERE DELIVERED (only if requested)

APR 8 1971

RECEIVED

SEAL

EAST

CRIPPL

No. 741031

RECEIPT FOR CERTIFIED MAIL—20¢

SENT TO

POSTMARK
OR DATE

ANTIGNANO REALTY CO
215 VALLEY ST
PROVIDENCE, R. I.

01-182-510



July 1965

NOT FOR INTERNATIONAL USE

1. Stick postage stamps to your article to pay:

BASIC CHARGES

Certified fee—20¢

Postage (first-class or airmail)

OPTIONAL SERVICES

Return receipt (10¢ or 35¢)

Deliver to addressee only—50¢

Special delivery

2. If you want this receipt postmarked, stick the gummed stub on the left portion of the address side of the article, *leaving the receipt attached*, and present the article at a post office service window or hand it to your rural carrier. (*no extra charge*)
3. If you do not want this receipt postmarked, stick the gummed stub on the left portion of the address side of the article, detach and retain the receipt, and mail the article.
4. If you want a return receipt, write the certified-mail number and your name and address on a return receipt card, Form 3811, and attach it to the back of the article by means of the gummed ends. Endorse front of article **RETURN RECEIPT REQUESTED**. (*Fees—10¢ or 35¢*)
5. If you want the article delivered only to the addressee, endorse it on the front **DELIVER TO ADDRESSEE ONLY**. (*Fee—50¢*). Place the same endorsement in line 2 of the return receipt card.
6. Save this receipt and present it if you make inquiry.

POST OFFICE DEPARTMENT
OFFICIAL BUSINESS

PENALTY FOR PRIVATE USE TO AVOID
PAYMENT OF POSTAGE, \$300

POSTMARK OF
DELIVERING OFFICE

INSTRUCTIONS: Show name and address below and
complete instructions on other side, where applicable.
Moisten gummed ends, attach and hold firmly to back
of article. Print on front of article **RETURN**
RECEIPT REQUESTED.

RETURN
TO

VINCENT VESPIA, CITY CLERK
CITY HALL
PROVIDENCE, R.I., 02903

056-16-71648-8

1965

INSTRUCTIONS TO DELIVERING EMPLOYEE			
<input type="checkbox"/>	Show to whom and when delivered	<input type="checkbox"/>	Show to whom, when, and address where delivered to addressee
(Additional charges required for these services)			

RECEIPT

Received the numbered article described below.

REGISTERED NO. SIGNATURE OR NAME OF ADDRESSEE (Must always be filled in)

1 *Kathleen T. Welch*

CERTIFIED NO. *741031*

2 SIGNATURE OF ADDRESSEE'S AGENT, IF ANY

INSURED NO.

Helen A. Welch

DATE DELIVERED

SHOW WHERE DELIVERED (only if requested)

No. 741032

RECEIPT FOR CERTIFIED MAIL—20¢

SENT TO

POSTMARK
OR DATE

FRANK P ANTONISIO JR AND
JOSEPHINE
34 SWISS ST
PROVIDENCE, R. I.



01-185-960

July 1965

NOT FOR INTERNATIONAL MAIL

(SEE OFFICE SIGN)

1. Stick postage stamps to your article to pay:

BASIC CHARGES

Certified fee—20¢

Postage (first-class or airmail)

OPTIONAL SERVICES

Return receipt (10¢ or 35¢)

Deliver to addressee only—50¢

Special delivery

2. If you want this receipt postmarked, stick the gummed stub on the left portion of the address side of the article, *leaving the receipt attached*, and present the article at a post office service window or hand it to your rural carrier. (*no extra charge*)
3. If you do not want this receipt postmarked, stick the gummed stub on the left portion of the address side of the article, detach and retain the receipt, and mail the article.
4. If you want a return receipt, write the certified-mail number and your name and address on a return receipt card, Form 3811, and attach it to the back of the article by means of the gummed ends. Endorse front of article **RETURN RECEIPT REQUESTED**. (*Fees—10¢ or 35¢.*)
5. If you want the article delivered only to the addressee, endorse it on the front **DELIVER TO ADDRESSEE ONLY**. (*Fee—50¢*). Place the same endorsement in line 2 of the return receipt card.
6. Save this receipt and present it if you make inquiry.

POST OFFICE DEPARTMENT
OFFICIAL BUSINESS

PENALTY FOR PRIVATE USE TO AVOID
PAYMENT OF POSTAGE, \$300

<p>INSTRUCTIONS: Show name and address below and complete instructions on other side, where applicable. Moistened gummed ends, attach and hold firmly to back of article. Print on front of article RETURN RECEIPT REQUESTED.</p>	<p>POSTMARK OF DELIVERY OFFICE APR 22 1966 PROVIDENCE, R.I.</p>
---	---

RETURN
TO

VINCENT VESPIA, CITY CLERK
CITY HALL
PROVIDENCE, R.I., 02903

65-16-71649-8

POP Form 3811, Oct. 1965

INSTRUCTIONS TO DELIVERING EMPLOYEE

☐ Show to whom and when delivered ☐ Show to whom, when, and address where delivered ☐ Deliver ONLY to addressee
(Additional charges required for these services)

RECEIPT

Received the numbered article described below.

REGISTERED NO. SIGNATURE OR NAME OF ADDRESSEE (Must always be filled in)

CERTIFIED NO.

44032

INSURED NO.

1
2
Signature of Addressee's Agent, if any

DATE DELIVERED


SHOW WHERE DELIVERED (only if requested)

APR 7 - 1968

No. 741033

RECEIPT FOR CERTIFIED MAIL—20¢

SENT TO	POSTMARK OR DATE
ARDENTE REALTY CO INC 404 VALLEY ST PROVIDENCE, R. I.	
01-206-030	
NOT FOR INTERNATIONAL MAIL	



1. Stick postage stamps to your article to pay:
 BASIC CHARGES
 Certified fee—20¢
 Postage (first-class or airmail)
2. If you want this receipt postmarked, stick the gummed stub on the left portion of the address side of the article, *leaving the receipt attached*, and present the article at a post office service window or hand it to your rural carrier. (*no extra charge*)
3. If you do not want this receipt postmarked, stick the gummed stub on the left portion of the address side of the article, detach and retain the receipt, and mail the article.
4. If you want a return receipt, write the certified-mail number and your name and address on a return receipt card, Form 3811, and attach it to the back of the article by means of the gummed ends. Endorse front of article RETURN RECEIPT REQUESTED. (*Fees—10¢ or 35¢.*)
5. If you want the article delivered only to the addressee, endorse it on the front DELIVER TO ADDRESSEE ONLY. (*Fee—50¢*). Place the same endorsement in line 2 of the return receipt card.
6. Save this receipt and present it if you make inquiry.

OPTIONAL SERVICES

- Return receipt (10¢ or 35¢)
- Deliver to addressee only—50¢
- Special delivery

POST OFFICE DEPARTMENT
OFFICIAL BUSINESS

PENALTY FOR PRIVATE USE TO AVOID
PAYMENT OF POSTAGE, \$30

POSTMARK OF
DELIVERING OFFICE

INSTRUCTIONS: Show name and address below and
complete instructions on other side, where applicable.
Moisten gummed ends, attach and hold firmly to back
of article. Print on front of article **RETURN**
RECEIPT REQUESTED.

**RETURN
TO**

VINCENT VESPIA, CITY CLERK
CITY HALL
PROVIDENCE, R.I., 02903

625-10-71549-8

POD Form 3811 Oct. 1965

INSTRUCTIONS TO DELIVERING EMPLOYEE

☒ Show to whom and when delivered ☐ Show to whom, when, and address where delivered ☐ Deliver ONLY to addressee
(Additional charges required for these services)

RECEIPT

Received the numbered article described below.

REGISTERED NO. SIGNATURE OR NAME OF ADDRESSEE (Must always be filled in)

CERTIFIED NO.

741033

INSURED NO.

SIGNATURE OF ADDRESSEE'S AGENT, IF ANY

Car. Envt. Supply Co.

DATE DELIVERED

APR 7 1936

SHOW WHERE DELIVERED (only if requested)

7-11

No. 741034

RECEIPT FOR CERTIFIED MAIL—20¢

SENT TO

POSTMARK
OR DATE

EDWARD ARGENTIERI
53 STIMSON AVE
PROVIDENCE, R. I.

01-208-600



July 1965

NOT FOR INTERNATIONAL MAIL

1. Stick postage stamps to your article to pay:

BASIC CHARGES

Certified fee—20¢

Postage (first-class or airmail)

OPTIONAL SERVICES

Return receipt (10¢ or 35¢)

Deliver to addressee only—50¢

Special delivery

2. If you want this receipt postmarked, stick the gummed stub on the left portion of the address side of the article, *leaving the receipt attached*, and present the article at a post office service window or hand it to your rural carrier. (*no extra charge*)
3. If you do not want this receipt postmarked, stick the gummed stub on the left portion of the address side of the article, detach and retain the receipt, and mail the article.
4. If you want a return receipt, write the certified-mail number and your name and address on a return receipt card, Form 3611, and attach it to the back of the article by means of the gummed ends. Endorse front of article **RETURN RECEIPT REQUESTED**. (*Fees—10¢ or 35¢.*)
5. If you want the article delivered only to the addressee, endorse it on the front **DELIVER TO ADDRESSEE ONLY**. (*Fee—50¢.*) Place the same endorsement in line 2 of the return receipt card.
6. Save this receipt and present it if you make inquiry.

POST OFFICE DEPARTMENT
OFFICIAL BUSINESS

PENALTY FOR PRIVATE USE TO AVOID
PAYMENT OF POSTAGE, \$300



POSTMARK OF
DELIVERING OFFICE

INSTRUCTIONS: Show name and address below and
complete instructions on other side, where applicable.
Moisten gummed ends, attach and hold firmly to back
of article. Print on front of article **RETURN**
RECEIPT REQUESTED.

**← RETURN
TO**

VINCENT VESPIA, CITY CLERK
CITY HALL
PROVIDENCE, R.I., 02903

65-16-71648-8

1965

INSTRUCTIONS TO DELIVERING EMPLOYEE

☐ Show to whom and when delivered ☐ Show to whom, when, and address where delivered ☐ Deliver ONLY to addressee
(Additional charges required for these services)

RECEIPT

Received the numbered article described below.

REGISTERED NO. SIGNATURE OR NAME OF ADDRESSEE (Must always be filled in)

CERTIFIED NO.

INSURED NO.

DATE DELIVERED

SHOW WHERE DELIVERED (only if requested)

No. 741035

RECEIPT FOR CERTIFIED MAIL—20¢

SENT TO

POSTMARK
OR DATE

FREDERICK W ARNOLD
TRUSTEE U W OF FREDERICK
ARNOLD
C O OLD COLONY TR CO
R E DEPT
1 FEDERAL ST



July 1963

NOT FOR INTERNATIONAL MAIL

1. Stick postage
BASIC C
Certified
Postage (

016-222-10

2. If you want
address side
service window
3. If you do not
the address
4. If you want
a return receipt
ends. End of


BOSTON MASS

5. If you want the article delivered only to the addressee, endorse it on the front **DELIVER TO ADDRESSEE ONLY. (Fee—50¢)**. Place the same endorsement in line 2 of the return receipt card.

6. Save this receipt and present it if you make inquiry.

POST OFFICE DEPARTMENT
OFFICIAL BUSINESS

PENALTY FOR PRIVATE USE TO AVOID
PAYMENT OF POSTAGE, \$300



INSTRUCTIONS: Show name and address below and
complete instructions on other side, where applicable.
Moisten gummed ends, attach and hold firmly to back
of article. Print on front of article **RETURN**
RECEIPT REQUESTED.

RETURN
TO

VINCENT VESPIA, CITY CLERK
CITY HALL
PROVIDENCE, R.I., 02903

55-10-71548-8

POP Form 3811 Oct. 1965

INSTRUCTIONS TO DELIVERING EMPLOYEE			
<input type="checkbox"/>	Show to whom and when delivered	<input type="checkbox"/>	Show to whom, when, and address where delivered to addressee
(Additional charges required for these services)			

RECEIPT

Received the numbered article described below.

REGISTERED NO.	SIGNATURE OR NAME OF ADDRESSEE (Must always be filled in)		
CERTIFIED NO.	1	2	SIGNATURE OF ADDRESSEE'S AGENT, IF ANY <i>Hammer</i>
INSURED NO.			
DATE DELIVERED	SHOW WHERE DELIVERED (only if requested)		

ACCOUNT NUMBER	PLAT	LOT	LAND VALUATION	BUILDING VALUATION	TOTAL VALUATION	BLDGS. AS P/P	AREA CODE	GRAND TOTAL	SPECIAL TAX	INSTALLMENT PER YR FOR 25YRS
01-222-910	25	381	30,660		30,660		0	126,800	1,711.80	68.47
ARNOLD HOFFMAN AND COMPANY INCORPORATED 55 CANAL ST										
01-223-900	12	7	57,780	186,890	244,670		0	244,670	3,303.05	132.12
PHILIP R ARNOLD AND HARRIS W ARNOLD 100 WASHINGTON ST										
01-226-301	25	354	61,320	21,340	82,660		0	82,660	1,115.91	44.63
ARNOLD REAL ESTATE COMPANY 100 WASHINGTON ST										
01-226-500	25	339	78,400	30,210	108,610		0	108,610	1,466.24	58.64
S AUGUSTUS ARNOLD EST C O ZALE JEWELRY CO 512 SOUTH AKARD DALLAS 2 TEXAS EMILY RUTH BECKER C/O ZALE JEWELRY COMPANY 512 SOUTH AKARD ST DALLAS 2 TEXAS										
01-226-800	25	197	52,840	23,940	76,780		0	76,780	1,036.53	41.46
WILLIAM O ARNOLD ET AL C/O OLIVE F BERRY 48 LINCOLN AVE RIVERSIDE R I										
01-227-930	25	92	30,490		30,490		0	30,490	411.62	16.46
ARROW TRANS CO INC 288 KINSLEY AVE										
01-233-370	27	36	31,910	78,140	110,050		1	110,050	1,485.68	59.42

No. 741036

RECEIPT FOR CERTIFIED MAIL—20¢

SENT TO	POSTMARK OR DATE
ARNOLD HOFFMAN AND COMPANY INCORPORATED 55 CANAL ST PROVIDENCE, R. I.	
01-223-900	
NOT FOR INTERNATIONAL MAIL	
July 1965	(See other side)



1. Stick postage stamps to your article to pay:

BASIC CHARGES

Certified fee—20¢

Postage (first-class or airmail)

OPTIONAL SERVICES

Return receipt (10¢ or 35¢)


Deliver to addressee only—50¢

Special delivery

2. If you want this receipt postmarked, stick the gummed stub on the left portion of the address side of the article, *leaving the receipt attached*, and present the article at a post office service window or hand it to your rural carrier. (*no extra charge*)
3. If you do not want this receipt postmarked, stick the gummed stub on the left portion of the address side of the article, detach and retain the receipt, and mail the article.
4. If you want a return receipt, write the certified-mail number and your name and address on a return receipt card, Form 3811, and attach it to the back of the article by means of the gummed ends. Endorse front of article **RETURN RECEIPT REQUESTED**. (*Fees—10¢ or 35¢.*)
5. If you want the article delivered only to the addressee, endorse it on the front **DELIVER TO ADDRESSEE ONLY**. (*Fee—50¢.*) Place the same endorsement in line 2 of the return receipt card.
6. Save this receipt and present it if you make inquiry.

POST OFFICE DEPARTMENT
OFFICIAL BUSINESS

PENALTY FOR PRIVATE USE TO AVOID
PAYMENT OF POSTAGE, \$300

<p>INSTRUCTIONS: Show name and address below and complete instructions on other side, where applicable. Mailed printed card, which and hold firmly to back of article. Place this card in front of article. RETURN RECEIPT REQUESTED.</p>	<p>POSTMARK OF DELIVERING OFFICE</p> 
---	--

VINCENT VESPIA, CITY CLERK
CITY HALL
PROVIDENCE, R.I., 02903

INSTRUCTIONS TO DELIVERING EMPLOYEE

☐ Show to whom and when delivered
 ☐ Show to whom, when, and address where delivered
 ☐ Deliver ONLY to addressee

(Additional charges required for these services)

RECEIPT

Received the numbered article described below.

REGISTERED NO.

CERTIFIED NO.

INSURED NO.

DATE DELIVERED

1

2

SIGNATURE OF ADDRESSEE

SIGNATURE OF ADDRESSEE'S AGENT, IF ANY

SHOW WHERE DELIVERED (only if requested)

No. 741037

RECEIPT FOR CERTIFIED MAIL—20¢

SENT TO

POSTMARK
OR DATE

PHILIP R ARNOLD AND
HARRIS W ARNOLD
100 WASHINGTON ST
PROVIDENCE, R. I.

01-226-301



NOT FOR INTERNATIONAL MAIL

1. Stick postage-stamps to your article to pay:

BASIC CHARGES

Certified fee—20¢

Postage (first-class or airmail)

OPTIONAL SERVICES

Return receipt (10¢ or 35¢)

Deliver to addressee only—50¢

Special delivery

2. If you want this receipt postmarked, stick the gummed stub on the left portion of the address side of the article, *leaving the receipt attached*, and present the article at a post office service window or hand it to your rural carrier. (*no extra charge*)
3. If you do not want this receipt postmarked, stick the gummed stub on the left portion of the address side of the article, detach and retain the receipt, and mail the article.
4. If you want a return receipt, write the certified-mail number and your name and address on a return receipt card, Form 3611, and attach it to the back of the article by means of the gummed ends. Endorse front of article **RETURN RECEIPT REQUESTED**. (*Fees—10¢ or 35¢.*)
5. If you want the article delivered only to the addressee, endorse it on the front **DELIVER TO ADDRESSEE ONLY**. (*Fee—50¢.*) Place the same endorsement in line 2 of the return receipt card.
6. Save this receipt and present it if you make inquiry.

No. 741038

RECEIPT FOR CERTIFIED MAIL—20¢

SENT TO

POSTMARK
OR DATE

ARNOLD REAL ESTATE COMPANY
100 WASHINGTON ST
PROVIDENCE, R. I.



01-226-500

JULY 1965

NOT FOR INTERNATIONAL MAIL

1. Stick postage stamps to your article to pay:

BASIC CHARGES

Certified fee—20¢

Postage (first-class or airmail)

OPTIONAL SERVICES

Return receipt (10¢ or 35¢)

Deliver to addressee only—50¢


Special delivery

2. If you want this receipt postmarked, stick the gummed stub on the left portion of the address side of the article, *leaving the receipt attached*, and present the article at a post office service window or hand it to your rural carrier. (*no extra charge*)
3. If you do not want this receipt postmarked, stick the gummed stub on the left portion of the address side of the article, detach and retain the receipt, and mail the article.
4. If you want a return receipt, write the certified-mail number and your name and address on a return receipt card, Form 3811, and attach it to the back of the article by means of the gummed ends. Endorse front of article **RETURN RECEIPT REQUESTED**. (*Fees—10¢ or 35¢.*)
5. If you want the article delivered only to the addressee, endorse it on the front **DELIVER TO ADDRESSEE ONLY**. (*Fee—50¢.*) Place the same endorsement in line 2 of the return receipt card.
6. Save this receipt and present it if you make inquiry.

POST OFFICE DEPARTMENT
OFFICIAL BUSINESS

PENALTY FOR PRIVATE USE TO AVOID
PAYMENT OF POSTAGE, \$300

POSTMARK OF
DELIVERING OFFICE



INSTRUCTIONS: Show name and address below and
complete instructions on other side, where applicable.
Mailing permit ends, attach and hold firmly to back
of article. Print on front of article **RETURN**
RECEIPT REQUESTED.

RETURN
TO

VINCENT VESPIA, CITY CLERK
CITY HALL
PROVIDENCE, R.I., 02903

INSTRUCTIONS TO DELIVERING EMPLOYEE		
<input type="checkbox"/> Show to whom and when delivered	<input type="checkbox"/> Show to whom, when, and address where delivered	<input type="checkbox"/> Deliver ONLY to addressee
(Additional charges required for these services)		

RECEIPT

Received the numbered article described below.	
REGISTERED NO.	SIGNATURE OR NAME OF ADDRESSEE (Must always be filled in)
CERTIFIED NO. 741 038	<i>David Paul Kelly Co.</i>
INSURED NO.	SIGNATURE OF ADDRESSEE'S AGENT, IF ANY
DATE DELIVERED 4/6/66	<i>James W. Arnold</i>
SHOW WHERE DELIVERED (only if requested)	

No. 741039

RECEIPT FOR CERTIFIED MAIL—20¢

SENT TO

POSTMARK
OR DATE

S AUGUSTUS ARNOLD EST
C O ZALE JEWELRY CO
512 SOUTH AKARD
DALLAS 2 TEXAS



01-226-800

July 1965

NOT FOR INTERNATIONAL MAIL

1. Stick postage stamps to your article to pay:
BASIC CHARGES:
Certified fee—20¢
Postage (first-class or airmail)

OPTIONAL SERVICES
Return receipt (10¢ or 35¢)
Deliver to addressee only—50¢
Special delivery.
2. If you want this receipt postmarked, stick the gummed stub on the left portion of the address side of the article, *leaving the receipt attached*, and present the article at a post office service window or hand it to your rural carrier. (*no extra charge*)
3. If you do not want this receipt postmarked, stick the gummed stub on the left portion of the address side of the article, detach and retain the receipt, and mail the article.
4. If you want a return receipt, write the certified-mail number and your name and address on a return receipt card, Form 3811, and attach it to the back of the article by means of the gummed ends. Endorse front of article RETURN RECEIPT REQUESTED. (*Fees—10¢ or 35¢*)
5. If you want the article delivered only to the addressee, endorse it on the front DELIVER TO ADDRESSEE ONLY. (*Fee—50¢*). Place the same endorsement in line 2 of the return receipt card.
6. Save this receipt and present it if you make inquiry.

**PENALTY FOR PRIVATE USE TO AVOID
PAYMENT OF POSTAGE, \$300**

**POST OFFICE DEPARTMENT
OFFICIAL BUSINESS**



INSTRUCTIONS: Show name and address below and complete instructions on other side, where applicable. Moisten gummed ends, attach and hold firmly to back of article. Print on front of article **RETURN RECEIPT REQUESTED.**

VINCENT, VESPIA, CITY CLERK
CITY HALL
PROVIDENCE, R.I., 02903

INSTRUCTIONS TO DELIVERING EMPLOYEE

☐ Show to whom and when delivered ☐ Show to whom, when, and address where delivered ☐ Deliver ONLY to addressee
(Additional charges required for these services)

RECEIPT

Received the numbered article described below.

REGISTERED NO.	SIGNATURE OR NAME OF ADDRESSEE (Must always be filled in)	
CERTIFIED NO. 141079	1	2
INSURED NO.	SIGNATURE OF ADDRESSEE'S AGENT, IF ANY C. J. Harrison	
DATE DELIVERED 7.1.72	SHOW WHERE DELIVERED (only if requested)	

No. 741040

RECEIPT FOR CERTIFIED MAIL—20¢

SENT TO	POSTMARK OR DATE
<p>EMILY RUTH BECKER C/O ZALE JEWELRY COMPANY 512 SOUTH AKARD ST DALLAS 2 TEXAS</p> <p>01-226-800</p> <p>PROVIDENCE R.I. MAY 15 1966</p> <p>NOT FOR INTERNATIONAL MAIL</p>	

1. Stick postage stamps to your article to pay:

BASIC CHARGES

Certified fee—20¢

Postage (first-class or airmail)

OPTIONAL SERVICES

Return receipt (10¢ or 35¢)

Deliver to addressee only—50¢

Special delivery

2. If you want this receipt postmarked, stick the gummed stub on the left portion of the address side of the article, *leaving the receipt attached*, and present the article at a post office service window or hand it to your rural carrier. (*no extra charge*)
3. If you do not want this receipt postmarked, stick the gummed stub on the left portion of the address side of the article, detach and retain the receipt, and mail the article.
4. If you want a return receipt, write the certified-mail number and your name and address on a return receipt card, Form 3811, and attach it to the back of the article by means of the gummed ends. Endorse front of article **RETURN RECEIPT REQUESTED**. (*Fees—10¢ or 35¢.*)
5. If you want the article delivered only to the addressee, endorse it on the front **DELIVER TO ADDRESSEE ONLY**. (*Fee—50¢.*) Place the same endorsement in line 2 of the return receipt card.
6. Save this receipt and present it if you make inquiry.

POST OFFICE DEPARTMENT
OFFICIAL BUSINESS

PERMIT NO. 10717 USE TO AVOID
PENALTY OF \$300



INSTRUCTIONS: Show name and address below and complete instructions on other side, where applicable. Moisten gummed ends, attach and hold firmly to back of article. Print on front of article RETURN RECEIPT REQUESTED.

RETURN
TO

VINCENT VESPIA, CITY CLERK
CITY HALL
PROVIDENCE, R.I., 02903

45-16-71549-8

3811 Oct. 1965

INSTRUCTIONS TO DELIVERING EMPLOYEE

☐ Show to whom and when delivered ☐ Show to whom, when, and address where delivered ☐ Deliver ONLY to addressee
(Additional charges required for these services)

RECEIPT

Received the numbered article described below.

REGISTERED NO. SIGNATURE OR NAME OF ADDRESSEE (Must always be filled in)

CERTIFIED NO.

141048

INSURED NO.

SIGNATURE OF ADDRESSEE'S AGENT, IF ANY

[Signature]

DATE DELIVERED

SHOW WHERE DELIVERED (only if requested)

141048

No. 741041

RECEIPT FOR CERTIFIED MAIL—20¢

SENT TO

POSTMARK
OR DATE

WILLIAM O ARNOLD ET AL
C/O OLIVE F BERRY
48 LINCOLN AVE
RIVERSIDE R I



01-227-930

July 1965

NOT FOR INTERNATIONAL MAIL

1. Stick postage stamps to your article to pay:

BASIC CHARGES

Certified fee—20¢

Postage (first-class or airmail)

OPTIONAL SERVICES

Return receipt (10¢ or 35¢)

Deliver to addressee only—50¢

Special delivery

2. If you want this receipt postmarked, stick the gummed stub on the left portion of the address side of the article, *leaving the receipt attached*, and present the article at a post office service window or hand it to your rural carrier. (*no extra charge*)
3. If you do not want this receipt postmarked, stick the gummed stub on the left portion of the address side of the article, detach and retain the receipt, and mail the article.
4. If you want a return receipt, write the certified-mail number and your name and address on a return receipt card, Form 3811, and attach it to the back of the article by means of the gummed ends. Endorse front of article RETURN RECEIPT REQUESTED. (*Fees—10¢ or 35¢.*)
5. If you want the article delivered only to the addressee, endorse it on the front DELIVER TO ADDRESSEE ONLY. (*Fee—50¢*). Place the same endorsement in line 2 of the return receipt card.
6. Save this receipt and present it if you make inquiry.

POST OFFICE DEPARTMENT
OFFICIAL BUSINESS

PENALTY FOR PRIVATE USE TO AVOID
PAYMENT OF POSTAGE 100

<p>INSTRUCTIONS: Show name and address below and complete instructions on other side, where applicable. Moisten gummed ends, attach and hold firmly to back of article. Print on front of article RETURN RECEIPT REQUESTED.</p>	<p>POSTMARK DELIVERING OFFICE AP 7 AM 1956</p>
---	--

RETURN
TO

VINCENT VESPIA, CITY CLERK
CITY HALL
PROVIDENCE, R.I., 02903

INSTRUCTIONS TO DELIVERING EMPLOYEE

☐ Show to whom and when delivered ☐ Show to whom, when, and address where delivered ☐ Deliver ONLY to addressee
(Additional charges required for these services)

RECEIPT

Received the numbered article described below.

REGISTERED NO.	SIGNATURE OR NAME OF ADDRESSEE (Must always be filled in)	
	1	2
CERTIFIED NO.	Wm. O. Arnold et al	
INSURED NO.	SIGNATURE OF ADDRESSEE'S AGENT, IF ANY	
DATE DELIVERED	SHOW WHERE DELIVERED (only if requested)	
4/7/66		

No. 741042

RECEIPT FOR CERTIFIED MAIL—20¢

SENT TO

POSTMARK
OR DATE

ARROW TRANS CO INC
288 KINSLEY AVE
PROVIDENCE, R. I.



01-233-370

July 1963

NOT FOR INTERNATIONAL MAIL

1. Stick postage stamps to your article to pay:

BASIC CHARGES

Certified fee—20¢

Postage (first-class or airmail)

OPTIONAL SERVICES

Return receipt (10¢ or 35¢)

Deliver to addressee only—50¢


Special delivery

2. If you want this receipt postmarked, stick the gummed stub on the left portion of the address side of the article, *leaving the receipt attached*, and present the article at a post office service window or hand it to your rural carrier. (*no extra charge*)
3. If you do not want this receipt postmarked, stick the gummed stub on the left portion of the address side of the article, detach and retain the receipt, and mail the article.
4. If you want a return receipt, write the certified-mail number and your name and address on a return receipt card, Form 3811, and attach it to the back of the article by means of the gummed ends. Endorse front of article **RETURN RECEIPT REQUESTED**. (*Fees—10¢ or 35¢.*)
5. If you want the article delivered only to the addressee, endorse it on the front **DELIVER TO ADDRESSEE ONLY**. (*Fee—50¢.*) Place the same endorsement in line 2 of the return receipt card.
6. Save this receipt and present it if you make inquiry.

POST OFFICE DEPARTMENT
OFFICIAL BUSINESS

POST OFFICE DEPARTMENT
OFFICIAL BUSINESS

PENALTY FOR PRIVATE USE TO AVOID
PAYMENT OF POSTAGE, \$300



INSTRUCTIONS: Show name and address below and complete instructions on other side where applicable. Mailing permit ends, attach and hold firmly to back of article. Put in front of article RETURN RECEIPT REQUESTED.

RETURN
TO

VINCENT VESPIA, CITY CLERK
CITY HALL
PROVIDENCE, R.I., 02903

INSTRUCTIONS TO DELIVERING EMPLOYEE			
<input type="checkbox"/> Show to whom and when delivered	<input type="checkbox"/> Show to whom, when, and address where delivered	<input type="checkbox"/> Deliver ONLY to addressee	
(Additional charges required for these services)			

RECEIPT

Received the numbered article described below.

REGISTERED NO.	SIGNATURE OR NAME OF ADDRESSEE (Must always be filled in)		
	1	2	
CERTIFIED NO. 741042	SIGNATURE OF ADDRESSEE'S AGENT, IF ANY		
INSURED NO.	SHOW WHERE DELIVERED (only if required)		
DATE DELIVERED 4-6-64			

ACCOUNT NUMBER	PLAT	LOT	LAND VALUATION	BUILDING VALUATION	TOTAL VALUATION	BLDGS. AS P/P	AREA CODE	GRAND TOTAL	SPECIAL TAX	INSTALLMENT PER YR FOR 25YRS
ATLANTIC REFINING COMPANY										
260 SO BROAD ST										
PHILA PA										
01-255-700	19	6		2,340	2,340		0			
01-255-700	19	41		2,180	2,180		0	4,520	61.02	2.44
AXELROD MUSIC INC										
249 WEYBOSSET ST										
01-275-360	25	142	17,880	7,980	25,860		0	25,860	349.11	13.96
ARTHUR AZROFF AND WF										
LOUISE M AND IRVING										
GARRICK AND WF EVALYN										
64 EAGLE ST										
01-280-281	27	251	10,080	11,030	21,110		0	21,110	284.99	11.39

No. 741043

RECEIPT FOR CERTIFIED MAIL—20¢

SENT TO

POSTMARK
OR DATE

ATLANTIC REFINING COMPANY
260 SO BROAD ST
PHILA PA



01-255-700

NOT FOR INTERNATIONAL MAIL

July 1965

1. Stick postage stamps to your article to pay:

BASIC CHARGES

Certified fee—20¢

Postage (first-class or airmail)

OPTIONAL SERVICES

Return receipt (10¢ or 35¢)

Deliver to addressee only—50¢

Special delivery

2. If you want this receipt postmarked, stick the gummed stub on the left portion of the address side of the article, *leaving the receipt attached*, and present the article at a post office service window or hand it to your rural carrier. (*no extra charge*)
3. If you do not want this receipt postmarked, stick the gummed stub on the left portion of the address side of the article, detach and retain the receipt, and mail the article.
4. If you want a return receipt, write the certified-mail number and your name and address on a return receipt card, Form 3811, and attach it to the back of the article by means of the gummed ends. Endorse front of article **RETURN RECEIPT REQUESTED**. (*Fees—10¢ or 35¢.*)
5. If you want the article delivered only to the addressee, endorse it on the front **DELIVER TO ADDRESSEE ONLY**. (*Fee—50¢.*) Place the same endorsement in line 2 of the return receipt card.
6. Save this receipt and present it if you make inquiry.

POST OFFICE DEPARTMENT OFFICIAL BUSINESS		PENALTY FOR PRIVATE USE TO AVOID PAYMENT OF POSTAGE, \$300	
8 APR 1966		DISCOVERED BY MAILING OFFICE	
INSTRUCTIONS: Show name and address below and complete instructions on other side, where applicable. Moisten gummed ends, attach and hold firmly to back of article. Print on front of article RETURN RECEIPT REQUESTED.		RETURN TO	
VINCENT VESPIA, CITY CLERK CITY HALL PROVIDENCE, R.I., 02903			

INSTRUCTIONS TO DELIVERING EMPLOYEE

☐ Show to whom and when delivered ☐ Show to whom, when, and address where delivered ☐ Deliver ONLY to addressee
(Additional charges required for these services)

RECEIPT

Received the numbered article described below.

REGISTERED NO.	SIGNATURE OR NAME OF ADDRESSEE (Must always be filled in)	
CERTIFIED NO.	1	THE AMERICAN EXPRESS CO.
INSURED NO.	2	SIGNATURE OF ADDRESSEE'S AGENT, IF ANY <i>Mc Hale</i>

DATE DELIVERED SHOW WHERE DELIVERED (only if requested)

APR 7 1966

No. 741044

RECEIPT FOR CERTIFIED MAIL—20¢

SENT TO

POSTMARK
OR DATE

AXELROD MUSIC INC
249 WEYBOSSET ST
PROVIDENCE, R. I.



01-275-360

July 1965

NOT FOR INTERNATIONAL MAIL

1. Stick postage stamps to your article to pay:

BASIC CHARGES

Certified fee—20¢

Postage (first-class or airmail)

OPTIONAL SERVICES

Return receipt (10¢ or 35¢)

Deliver to addressee only—50¢

Special delivery

2. If you want this receipt postmarked, stick the gummed stub on the left portion of the address side of the article, *leaving the receipt attached*, and present the article at a post office service window or hand it to your rural carrier. (*no extra charge*)
3. If you do not want this receipt postmarked, stick the gummed stub on the left portion of the address side of the article, detach and retain the receipt, and mail the article.
4. If you want a return receipt, write the certified-mail number and your name and address on a return receipt card, Form 3811, and attach it to the back of the article by means of the gummed ends. Endorse front of article **RETURN RECEIPT REQUESTED**. (*Fees—10¢ or 35¢.*)
5. If you want the article delivered only to the addressee, endorse it on the front **DELIVER TO ADDRESSEE ONLY**. (*Fee—50¢.*) Place the same endorsement in line 2 of the return receipt card.
6. Save this receipt and present it if you make inquiry.

POST OFFICE DEPARTMENT
OFFICIAL BUSINESS

PENALTY FOR PRIVATE USE TO AVOID
PAYMENT OF POSTAGE \$300

POSTMARK OF
DELIVERING OFFICE

INSTRUCTIONS: Show name and address below and
complete instructions on other side, where applicable.
Moisten gummed ends, attach and hold firmly to back
of article. Print on front of article **RETURN**
RECEIPT REQUESTED.

RETURN
TO

VINCENT VESPIA, CITY CLERK
CITY HALL
PROVIDENCE, R.I., 02903

INSTRUCTIONS TO DELIVERING EMPLOYEE

☐ Show to whom and when delivered ☐ Show to whom, when, and address where delivered ☐ Deliver ONLY to addressee
(Additional charges required for these services)

RECEIPT

Received the numbered article described below.

REGISTERED NO. SIGNATURE OR NAME OF ADDRESSEE (Must always be filled in)

CERTIFIED NO. 1 Edward - Macin Lee

INSURED NO. 2 Macin Lee

DATE DELIVERED SHOW WHERE DELIVERED (only if requested)

4/1/66

No. 741045


RECEIPT FOR CERTIFIED MAIL—20¢

SENT TO

POSTMARK
OR DATE

ARTHUR AZROFF AND WF
LOUISE M AND IRVING
GARRICK AND WF EVALYN
64 EAGLE ST
PROVIDENCE, R. I.

01-280-281



July 1965

NOT FOR INTERNATIONAL MAIL

1. Stick postage stamps to your article to pay:

BASIC CHARGES

Certified fee—20¢

Postage (first-class or airmail)

OPTIONAL SERVICES

Return receipt (10¢ or 35¢)

Deliver to addressee only—50¢

Special delivery

2. If you want this receipt postmarked, stick the gummed stub on the left portion of the address side of the article, *leaving the receipt attached*, and present the article at a post office service window or hand it to your rural carrier. (*no extra charge*)
3. If you do not want this receipt postmarked, stick the gummed stub on the left portion of the address side of the article, detach and retain the receipt, and mail the article.
4. If you want a return receipt, write the certified-mail number and your name and address on a return receipt card, Form 3811, and attach it to the back of the article by means of the gummed ends. Endorse front of article **RETURN RECEIPT REQUESTED**. (*Fees—10¢ or 35¢*)
5. If you want the article delivered only to the addressee, endorse it on the front **DELIVER TO ADDRESSEE ONLY**. (*Fee—50¢*). Place the same endorsement in line 2 of the return receipt card.
6. Save this receipt and present it if you make inquiry.

POST OFFICE DEPARTMENT
OFFICIAL BUSINESS

PENALTY FOR PRIVATE USE TO AVOID
PAYMENT OF POSTAGE, \$300

POSTMARK OF
DELIVERING OFFICE



INSTRUCTIONS: Show name and address below and
complete instructions on other side, where applicable.
Moisten gummed ends, attach and hold firmly to back
of article. Print on front of article RETURN
RECEIPT REQUESTED.

RETURN
TO

VINCENT VESPIA, CITY CLERK
CITY HALL
PROVIDENCE, R.I., 02903

055-18-71548-8

3811 Oct 1965
Form 3811
N S P

INSTRUCTIONS TO DELIVERING EMPLOYEE

☐ Show to whom and when delivered ☐ Show to whom, when, and address where delivered ☐ Deliver ONLY to addressee
(Additional charges required for these services)

RECEIPT

Received the numbered article described below.

REGISTERED NO. SIGNATURE OR NAME OF ADDRESSEE (Must always be filled in)

CERTIFIED NO.

741041

INSURED NO.

SIGNATURE OF ADDRESSEE'S AGENT, IF ANY

DATE DELIVERED

4/16/66

SHOW WHERE DELIVERED (only if requested)

No. 741051

RECEIPT FOR CERTIFIED MAIL—20¢

SENT TO

POSTMARK
OR DATE

JOSEPH BANIGAN ESTATE
C O R I HOSP TR CO 3468
PROVIDENCE, R. I.



02-059-000

July 1965

NOT FOR INTERNATIONAL MAIL


1. Stick postage stamps to your article to pay:
BASIC CHARGES
Certified fee—20¢
Postage (first-class or airmail)
2. If you want this receipt postmarked, stick the gummed stub on the left portion of the address side of the article, *leaving the receipt attached*, and present the article at a post office service window or hand it to your rural carrier. (no extra charge)
3. If you do not want this receipt postmarked, stick the gummed stub on the left portion of the address side of the article, detach and retain the receipt, and mail the article.
4. If you want a return receipt, write the certified-mail number and your name and address on a return receipt card, Form 3811, and attach it to the back of the article by means of the gummed ends. Endorse front of article RETURN RECEIPT REQUESTED. (Fees—10¢ or 35¢)
5. If you want the article delivered only to the addressee, endorse it on the front DELIVER TO ADDRESSEE ONLY. (Fee—50¢). Place the same endorsement in line 2 of the return receipt card.
6. Save this receipt and present it if you make inquiry.

OPTIONAL SERVICES

Return receipt (10¢ or 35¢)
Deliver to addressee only—50¢
Special delivery

POST OFFICE DEPARTMENT
OFFICIAL BUSINESS

PENALTY FOR PRIVATE USE TO AVOID
PAYMENT OF POSTAGE, \$300



INSTRUCTIONS: Show name and address below and
• complete instructions on other side, where applicable.
Moisten gummed ends, attach and hold firmly to back
of article. Print on front of article **RETURN**
RECEIPT REQUESTED.

RETURN
← **TO**

VINCENT VESPIA, CITY CLERK
CITY HALL
PROVIDENCE, R.I., 02903

035-10-71245-8

035-10-71245-8

INSTRUCTIONS TO DELIVERING EMPLOYEE

☐ Show to whom and when delivered ☐ Show to whom, when, and address where delivered ☐ Deliver ONLY to addressee
(Additional charges required for these services)

RECEIPT

Received the numbered article described below.

REGISTERED NO. SIGNATURE OR NAME OF ADDRESSEE (Must always be filled in)

CERTIFIED NO.

741051

INSURED NO.

SIGNATURE OF ADDRESSEE'S AGENT, IF ANY

DATE DELIVERED

SHOW WHERE DELIVERED (only if requested)


No. 741049

RECEIPT FOR CERTIFIED MAIL—20¢

SENT TO

POSTMARK
OR DATE

THE BALLOU JOHNSON
AND NICHOLS COMPANY
128 134 DORRANCE ST
PROVIDENCE, R. I.



02-052-600

July 1965

NOT FOR INTERNATIONAL MAIL

1. Stick postage stamps to your article to pay:

BASIC CHARGES

Certified fee—20¢

Postage (first-class or airmail)

OPTIONAL SERVICES

Return receipt (10¢ or 35¢)

Deliver to addressee only—50¢

Special delivery

2. If you want this receipt postmarked, stick the gummed stub on the left portion of the address side of the article, *leaving the receipt attached*, and present the article at a post office service window or hand it to your rural carrier. (*no extra charge*)
3. If you do not want this receipt postmarked, stick the gummed stub on the left portion of the address side of the article, detach and retain the receipt, and mail the article.
4. If you want a return receipt, write the certified-mail number and your name and address on a return receipt card, Form 3811, and attach it to the back of the article by means of the gummed ends. Endorse front of article **RETURN RECEIPT REQUESTED**. (*Fees—10¢ or 35¢.*)
5. If you want the article delivered only to the addressee, endorse it on the front **DELIVER TO ADDRESSEE ONLY**. (*Fee—50¢.*) Place the same endorsement in line 2 of the return receipt card.
6. Save this receipt and present it if you make inquiry.

POST OFFICE DEPARTMENT
OFFICIAL BUSINESS

PENALTY FOR PRIVATE USE TO AVOID
PAYMENT OF POSTAGE, \$300

POSTMARK OF
DELIVERING OFFICE

INSTRUCTIONS: Show name and address below and
complete instructions on other side, where applicable.
Moisten gummed ends, attach and hold firmly to back
of article. Paint on front of article RETURN
RECEIPT REQUESTED.

RETURN
TO

VINCENT VESPIA, CITY CLERK
CITY HALL
PROVIDENCE, R.I., 02903

035-10-71045-8


25

INSTRUCTIONS TO DELIVERING EMPLOYEE

☐ Show to whom and when delivered ☐ Show to whom, when, and address where delivered ☐ Deliver ONLY to addressee
(Additional charges required for these services)

RECEIPT

Received the numbered article described below.

REGISTERED NO.	SIGNATURE OR NAME OF ADDRESSEE (Must always be filled in)	
CERTIFIED NO. 241049 R.	1	 SIGNATURE OF ADDRESSEE'S AGENT, IF ANY
INSURED NO.	2	
DATE DELIVERED 4/6/66	SHOW WHERE DELIVERED (only if requested)	

No. 741050

RECEIPT FOR CERTIFIED MAIL—20¢

SENT TO


POSTMARK
OR DATE

FRANK BALSAMO AND WF MARIE L.
AND SANTO M BALSAMO AND WF
ANGELA
134 WASHINGTON AVE
PROVIDENCE, R. I.

02-053-772

July 1965

NOT FOR INTERNATIONAL MAIL



1. Stick postage stamps to your article to pay:
BASIC CHARGES
Certified fee—20¢
Postage (first-class or airmail)

OPTIONAL SERVICES
Return receipt (10¢ or 35¢)
Deliver to addressee only—50¢
Special delivery
2. If you want this receipt postmarked, stick the gummed stub on the left portion of the address side of the article, *leaving the receipt attached*, and present the article at a post office service window or hand it to your rural carrier. (*no extra charge*)
3. If you do not want this receipt postmarked, stick the gummed stub on the left portion of the address side of the article, detach and retain the receipt, and mail the article.
4. If you want a return receipt, write the certified-mail number and your name and address on a return receipt card, Form 3811, and attach it to the back of the article by means of the gummed ends. Endorse front of article RETURN RECEIPT REQUESTED. (*Fees—10¢ or 35¢.*)
5. If you want the article delivered only to the addressee, endorse it on the front DELIVER TO ADDRESSEE ONLY. (*Fee—50¢.*) Place the same endorsement in line 2 of the return receipt card.
6. Save this receipt and present it if you make inquiry.

POST OFFICE DEPARTMENT
OFFICIAL BUSINESS

PENALTY FOR PRIVATE USE TO AVOID
PAYMENT OF POSTAGE, \$300

	<p>INSTRUCTIONS: Show name and address below and complete instructions on other side, where applicable. Moisten gummed ends, attach and hold firmly to back of article. Print on front of article RETURN RECEIPT REQUESTED.</p>
<p>POSTMARK OF DELIVERING OFFICE</p>	<p>PROVIDENCE, R.I. 02903 APR 18 1966 RETURN TO</p>


VINCENT VESPIA, CITY CLERK
CITY HALL
PROVIDENCE, R.I., 02903

INSTRUCTIONS TO DELIVERING EMPLOYEE

☐ Show to whom and when delivered ☐ Show to whom, when, and address where delivered ☐ Deliver ONLY to addressee
(Additional charges required for these services)

RECEIPT

Received the numbered article described below.

REGISTERED NO.	SIGNATURE OR NAME OF ADDRESSEE (Must always be filled in)	
CERTIFIED NO.	1	
INSURED NO.	2	
DATE DELIVERED	SHOW WHERE DELIVERED (only if requested)	
JUN 6 1960		

No. 741048

RECEIPT FOR CERTIFIED MAIL—20¢

SENT TO

POSTMARK
OR DATE

FRANK C BAKER & WF SADIE
50 HOOD ST
RUMFORD R I



02-032-450

July 1965

NOT FOR INTERNATIONAL MAIL

1. Stick postage stamps to your article to pay:


BASIC CHARGES

Certified fee—20¢
Postage (first-class or airmail)

OPTIONAL SERVICES

Return receipt (10¢ or 35¢)
Deliver to addressee only—50¢
Special delivery

2. If you want this receipt postmarked, stick the gummed stub on the left portion of the address side of the article, *leaving the receipt attached*, and present the article at a post office service window or hand it to your rural carrier. (*no extra charge*)
3. If you do not want this receipt postmarked, stick the gummed stub on the left portion of the address side of the article, detach and retain the receipt, and mail the article.
4. If you want a return receipt, write the certified-mail number and your name and address on a return receipt card, Form 3811, and attach it to the back of the article by means of the gummed ends. Endorse front of article **RETURN RECEIPT REQUESTED**. (*Fees—10¢ or 35¢.*)
5. If you want the article delivered only to the addressee, endorse it on the front **DELIVER TO ADDRESSEE ONLY**. (*Fee—50¢*). Place the same endorsement in line 2 of the return receipt card.
6. Save this receipt and present it if you make inquiry.

POST OFFICE DEPARTMENT OFFICIAL BUSINESS		PENALTY FOR PRIVATE USE TO AVOID PAYMENT OF POSTAGE, \$300	
<div></div>		POSTMARK OF DELIVERING OFFICE	
		<div></div>	
INSTRUCTIONS: Show name and address below and complete instructions on other side, where applicable. Moisten gummed ends, attach and hold firmly to back of article. Print on front of article RETURN RECEIPT REQUESTED .			
NAME OF SENDER		RETURN  TO	
STREET AND NO. OR P.O. BOX			
POST OFFICE, STATE, AND ZIP CODE			

INSTRUCTIONS TO DELIVERING EMPLOYEE					
<input type="checkbox"/>	Show to whom and when delivered	<input type="checkbox"/>	Show to whom, when, and address where delivered	<input type="checkbox"/>	Deliver ONLY to addressee
(Additional charges required for these services)					

RECEIPT

Received the numbered article described below.

REGISTERED NO.	SIGNATURE OR NAME OF ADDRESSEE (Must always be filled in)				
CERTIFIED NO.	1				
INSURED NO.	2				
DATE DELIVERED	SHOW WHERE DELIVERED (only if requested)				

No. 741047

RECEIPT FOR CERTIFIED MAIL—20¢

SENT TO

POSTMARK
OR DATE

HERBERT L BABBITT AND
MAURICE L BABBITT TRS OF
BABBITT FAMILY REALTY TR
U DEC OF TR DATED 12 23 5
27 SCHOOL ST
BOSTON 8, MASS
02-001-970



July 1965 NOT FOR INTERNATIONAL MAIL

1. Stick postage stamps to your article to pay:
BASIC CHARGES
Certified fee—20¢
Postage (first-class or airmail)
2. If you want this receipt postmarked, stick the gummed stub on the left portion of the address side of the article, *leaving the receipt attached*, and present the article at a post office service window or hand it to your rural carrier. (*no extra charge*)
3. If you do not want this receipt postmarked, stick the gummed stub on the left portion of the address side of the article, detach and retain the receipt, and mail the article.
4. If you want a return receipt, write the certified-mail number and your name and address on a return receipt card, Form 3811, and attach it to the back of the article by means of the gummed ends. Endorse front of article RETURN RECEIPT REQUESTED. (*Fees—10¢ or 35¢.*)
5. If you want the article delivered only to the addressee, endorse it on the front DELIVER TO ADDRESSEE ONLY. (*Fee—50¢.*) Place the same endorsement in line 2 of the return receipt card.
6. Save this receipt and present it if you make inquiry.

OPTIONAL SERVICES

Return receipt (10¢ or 35¢)

Deliver to addressee only—50¢

Special delivery


No. 741046

RECEIPT FOR CERTIFIED MAIL—20¢

SENT TO

POSTMARK
OR DATE

B B REALTY CO
C O ERNEST BLAZAR
490 ANGELL ST
PROVIDENCE, R. I.



02-000-700

July 1965


NOT FOR INTERNATIONAL MAIL

1. Stick postage stamps to your article to pay:
BASIC CHARGES
Certified fee—20¢
Postage (first-class or airmail)

OPTIONAL SERVICES
Return receipt (10¢ or 35¢)
Deliver to addressee only—50¢
Special delivery
2. If you want this receipt postmarked, stick the gummed stub on the left portion of the address side of the article, *leaving the receipt attached*, and present the article at a post office service window or hand it to your rural carrier. (*no extra charge*)
3. If you do not want this receipt postmarked, stick the gummed stub on the left portion of the address side of the article, detach and retain the receipt, and mail the article.
4. If you want a return receipt, write the certified-mail number and your name and address on a return receipt card, Form 3811, and attach it to the back of the article by means of the gummed ends. Endorse front of article RETURN RECEIPT REQUESTED. (*Fees—10¢ or 35¢.*)
5. If you want the article delivered only to the addressee, endorse it on the front DELIVER TO ADDRESSEE ONLY. (*Fee—50¢*). Place the same endorsement in line 2 of the return receipt card.
6. Save this receipt and present it if you make inquiry.

POST OFFICE DEPARTMENT
OFFICIAL BUSINESS

POSTMARK OF
DENVER OFFICE



INSTRUCTIONS: Show name and address below and complete instructions on other side, where applicable. Moistened gummed ends, attach and hold firmly to back of article. Print on front of article **RETURN RECEIPT REQUESTED**.


RETURN
TO

VINCENT VESPIA, CITY CLERK
CITY HALL
PROVIDENCE, R.I., 02903

INSTRUCTIONS TO DELIVERING EMPLOYEE		
<input type="checkbox"/> Show to whom and when delivered	<input type="checkbox"/> Show to whom, when, and address where delivered	<input type="checkbox"/> Deliver ONLY to addressee
(Additional charges required for these services)		

RECEIPT

Received the numbered article described below.

REGISTERED NO.	SIGNATURE OR NAME OF ADDRESSEE (Must always be filled in)	
CERTIFIED NO.	1	
INSURED NO.	2	
DATE DELIVERED	SIGNATURE OF ADDRESSEE'S AGENT, IF ANY	
4/2/62	SHOW WHERE DELIVERED (only if requested)	

POST OFFICE DEPARTMENT
OFFICIAL BUSINESS

PENALTY FOR PRIVATE USE TO AVOID
PAYMENT OF POSTAGE, 100¢

POSTMARK OF
DELIVERING OFFICE



INSTRUCTIONS: Show name and address below and
complete instructions on other side, where applicable.
Moisten gummed ends, attach and hold firmly to back
of article. Print on front of article **RETURN**
RECEIPT REQUESTED.

RETURN
TO

VINCENT VESPIA, CITY CLERK
CITY HALL
PROVIDENCE, R.I., 02903

05-16-71646-8

963

INSTRUCTIONS TO DELIVERING EMPLOYEE		
<input type="checkbox"/> Show to whom and when delivered	<input type="checkbox"/> Show to whom, when, and address where delivered	<input type="checkbox"/> Deliver ONLY to addressee
(Additional charges required for these services)		

RECEIPT

Received the numbered article described below.

REGISTERED NO.	SIGNATURE OR NAME OF ADDRESSEE (Must always be filled in)	
CERTIFIED NO.	1	Signature of Addressee: <i>Robert L. Bennett</i>
INSURED NO.	2	SIGNATURE OF ADDRESSEE'S AGENT, IF ANY: <i>W. E. Runkel</i>
DATE DELIVERED	SHOW WHERE DELIVERED (only if requested)	
4/16/66		

No. 741052

RECEIPT FOR CERTIFIED MAIL—20¢

SENT TO

POSTMARK
OR DATE

RHODE ISLAND HOSPITAL
TRUST COMPANY TR U/W
HENRY A TILLINGHAST ET AL
15 WESTMINSTER ST
PROVIDENCE, R. I.

02-059-000



July 1965

NOT FOR INTERNATIONAL MAIL

1. Stick postage stamps to your article to pay:

BASIC CHARGES

Certified fee—20¢

Postage (first-class or airmail)

OPTIONAL SERVICES

Return receipt (10¢ or 35¢)

Deliver to addressee only—50¢

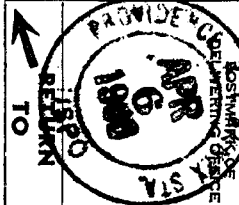
Special delivery

2. If you want this receipt postmarked, stick the gummed stub on the left portion of the address side of the article, *leaving the receipt attached*, and present the article at a post office service window or hand it to your rural carrier. (*no extra charge*)
3. If you do not want this receipt postmarked, stick the gummed stub on the left portion of the address side of the article, detach and retain the receipt, and mail the article.
4. If you want a return receipt, write the certified-mail number and your name and address on a return receipt card, Form 3811, and attach it to the back of the article by means of the gummed ends. Endorse front of article RETURN RECEIPT REQUESTED. (*Fees—10¢ or 35¢.*)
5. If you want the article delivered only to the addressee, endorse it on the front DELIVER TO ADDRESSEE ONLY. (*Fee—50¢.*) Place the same endorsement in line 2 of the return receipt card.
6. Save this receipt and present it if you make inquiry.

POST OFFICE DEPARTMENT
OFFICIAL BUSINESS

PENALTY FOR PRIVATE USE TO AVOID
PAYMENT OF POSTAGE \$300

INSTRUCTIONS: Show name and address below and
complete instructions on other side, where applicable.
Moisten gummed ends, attach and hold firmly to back
of article. Print on front of article RETURN
RECEIPT REQUESTED.



VINCENT VESPIA, CITY CLERK
CITY HALL
PROVIDENCE, R.I., 02903

☐ Show to whom and when delivered ☐ Show to whom, when, and address where delivered ☐ Deliver only to addressee

(Additional charges required for these services)

Received the numbered article described below.

REGISTERED NO.	SIGNATURE OR NAME OF ADDRESSEE (Must always be filled in)
----------------	---

SIGNATURE OR NAME OF ADDRESSEE (Must always be filled in)

CERTIFIED NO. 27

Dr. H. H. H. H. H.

INSURED NO.

Anna Westmacott

DATE DELIVERED _____

SHOW WHERE DELIVERED (only if requested)

5100


No. 741054

RECEIPT FOR CERTIFIED MAIL—20¢

SENT TO

POSTMARK
OR DATE

CARPENTER AND COMPANY INC.
822 HOSPITAL TRUST BUILDING
PROVIDENCE, R. I.



02-059-000

July 1965

NOT FOR INTERNATIONAL MAIL

1. Stick postage stamps to your article to pay:

BASIC CHARGES

Certified fee—20¢

Postage (first-class or airmail)

OPTIONAL SERVICES

Return receipt (10¢ or 35¢)

Deliver to addressee only—50¢

Special delivery

2. If you want this receipt postmarked, stick the gummed stub on the left portion of the address side of the article, *leaving the receipt attached*, and present the article at a post office service window or hand it to your rural carrier. (*no extra charge*)
3. If you do not want this receipt postmarked, stick the gummed stub on the left portion of the address side of the article, detach and retain the receipt, and mail the article.
4. If you want a return receipt, write the certified-mail number and your name and address on a return receipt card, Form 3811, and attach it to the back of the article by means of the gummed ends. Endorse front of article **RETURN RECEIPT REQUESTED**. (*Fees—10¢ or 35¢.*)
5. If you want the article delivered only to the addressee, endorse it on the front **DELIVER TO ADDRESSEE ONLY**. (*Fee—50¢.*) Place the same endorsement in line 2 of the return receipt card.
6. Save this receipt and present it if you make inquiry.

POST OFFICE DEPARTMENT
OFFICIAL BUSINESS

PENALTY FOR PRIVATE USE TO AVOID
PAYMENT OF POSTAGE \$200



POST OFFICE
DELIVERING OFFICE

INSTRUCTIONS: Show name and address below and complete instructions on other side, where applicable. Moistened gummed ends, attach and hold firmly to back of article. Print on front of article RETURN RECEIPT REQUESTED.

RETURN
TO

VINCENT VESPIA, CITY CLERK
CITY HALL
PROVIDENCE, R.I., 02903

INSTRUCTIONS TO DELIVERING EMPLOYEE			
<input type="checkbox"/>	Show to whom and when delivered	<input type="checkbox"/>	Show to whom, when, and address where delivered to addressee
(Additional charges required for these services)			

RECEIPT

Received the numbered article described below.

REGISTERED NO.	SIGNATURE OR NAME OF ADDRESSEE (Must always be filled in)		
CERTIFIED NO. 7410574	1	2	SIGNATURE OF ADDRESSEE'S AGENT, IF ANY
INSURED NO.	Lillian Mac Duer		
DATE DELIVERED APR 7 1953	SHOW WHERE DELIVERED (only if requested)		

No. 741053

RECEIPT FOR CERTIFIED MAIL—20¢

SENT TO

POSTMARK
OR DATE

JOSEPH BANIGAN EST
COLIN MCR MAKEPEACE ADMR
1030 HOSPITAL TRUST BUILDING
PROVIDENCE, R. I.



02-059-000

July 1965

NOT FOR INTERNATIONAL MAIL

1. Stick postage stamps to your article to pay:
 BASIC CHARGES
 Certified fee—20¢
 Postage (first-class or airmail)
2. If you want this receipt postmarked, stick the gummed stub on the left portion of the address side of the article, *leaving the receipt attached*, and present the article at a post office service window or hand it to your rural carrier. (*no extra charge*)
3. If you do not want this receipt postmarked, stick the gummed stub on the left portion of the address side of the article, detach and retain the receipt, and mail the article.
4. If you want a return receipt, write the certified-mail number and your name and address on a return receipt card, Form 3811, and attach it to the back of the article by means of the gummed ends. Endorse front of article RETURN RECEIPT REQUESTED. (*Fees—10¢ or 35¢.*)
5. If you want the article delivered only to the addressee, endorse it on the front DELIVER TO ADDRESSEE ONLY. (*Fee—50¢*). Place the same endorsement in line 2 of the return receipt card.
6. Save this receipt and present it if you make inquiry.

OPTIONAL SERVICES

Return receipt (10¢ or 35¢)
 Deliver to addressee only—50¢
 Special delivery

POST OFFICE DEPARTMENT
OFFICIAL BUSINESS

PENALTY FOR PRIVATE USE TO AVOID
PAYMENT OF POSTAGE \$300

POSTMARK OF
DELIVERING OFFICE

INSTRUCTIONS: Show name and address below and
complete instructions on other side, where applicable.
Masten gummed ends, attach and hold firmly to back
of article. Print on front of article **RETURN**
RECEIPT REQUESTED.

RETURN
TO

VINCENT VESPIA, CITY CLERK
CITY HALL
PROVIDENCE, R.I., 02903

505-16-71549-8

POB Form 3811 Oct. 1965

INSTRUCTIONS TO DELIVERING EMPLOYEE		
<input type="checkbox"/> Show to whom and when delivered	<input type="checkbox"/> Show to whom, when, and address where delivered	<input type="checkbox"/> Deliver ONLY to addressee
(Additional charges required for these services)		

RECEIPT

Received the numbered article described below.

REGISTERED NO.	SIGNATURE OR NAME OF ADDRESSEE (Must always be filled in)	
	1	2
CERTIFIED NO. 741053	C. M. R. Makopane	
INSURED NO.	SIGNATURE OF ADDRESSEE'S AGENT, IF ANY	
	J. Elmer	
DATE DELIVERED 4-6-68	SHOW WHERE DELIVERED (only if requested)	

ACCOUNT NUMBER	PLAT	LOT	LAND VALUATION	BUILDING VALUATION	TOTAL VALUATION	BLDGS. AS P/P	AREA CODE	GRAND TOTAL	SPECIAL TAX	INSTALLMENT PER YR FOR 25YRS
1/8 B REALTY CO C O ERNEST BLAZAR 490 ANGELL ST	10	31	14,600	28,220	42,820		1	42,820	578.07	23.12
HERBERT L BABBITT AND MAURICE L BABBITT TRS OF BABBITT FAMILY REALTY TR U DEC OF TR DATED 12 23 52 27 SCHOOL ST BOSTON 8, MASS	20	149	624,440	124,720	749,160		0	749,160	10,113.66	404.54
FRANK C BAKER & WF SADIE 50 HOOD ST RUMFORD R I	21	356	2,970	1,770	4,740		0	4,740	63.99	2.55
THE BALLOU JOHNSON AND NICHOLS COMPANY 128 134 DORRANCE ST	20	193	66,780	55,140	121,920		0	121,920	1,645.92	65.83
FRANK BALSAMO AND WF MARIE L AND SANTO M BALSAMO AND WF ANGELA 134 WASHINGTON AVE	22	162	4,420	8,700	13,120		0	13,120	177.12	7.08
JOSEPH BANIGAN ESTATE C O R I HOSP TR CO 3468 RHODE ISLAND HOSPITAL TRUST COMPANY TR U/W HENRY A TILLINGHAST ET ALS 15 WESTMINSTER ST JOSEPH BANIGAN EST COLIN MCR MAKEPEACE ADMR 1030 HOSPITAL TRUST BUILDING	20	157	595,440	187,300	782,740		0	782,740	10,366.99	422.67
CARPENTER AND COMPANY INC 822 HOSPITAL TRUST BUILDING										

4/29/66 Sayler Jordan

ACCOUNT NUMBER	PLAT	LOT	LAND VALUATION	BUILDING VALUATION	TOTAL VALUATION	BLDGS. AS P/P	AREA CODE	GRAND TOTAL	SPECIAL TAX	INSTALLMENT PER YR FOR 25YRS
WALCOTT M BANKS AND CASIMIR DERHAM JR TRS U W SUSAN P PLUMMER C O MORGAN H PLUMMER JR 53 STATE ST BOSTON MASS	20	23	191,900	38,180	230,080		0			
02-060-865	20	117	25,210	24,650	49,860		0	279,940	3,779.19	151.16
02-060-865	20	117	25,210	24,650	49,860		0	279,940	3,779.19	151.16
JOSEPH BARBONE AND WF ROSE 54 SOUTH ST	21	302	2,800	6,230	9,030		1	9,030	121.91	4.87
02-068-853	21	302	2,800	6,230	9,030		1	9,030	121.91	4.87
BARNIDA REALTY INC 128 NO MAIN ST	10	40	22,610	52,780	75,390		1	75,390	1,017.77	40.71
02-089-750	10	40	22,610	52,780	75,390		1	75,390	1,017.77	40.71
THE JAMES BARTLEY REALTY COMPANY 151 RIDGE ST PAWT R I	25	341	109,320	20,000	129,320		0			
02-112-400	25	348	19,290	360	19,650		0	148,970	2,011.10	80.44
02-112-400	25	348	19,290	360	19,650		0	148,970	2,011.10	80.44
CLIFFORD A BAXTER BOX 223 CHARLESTOWN R I	22	333	2,830	21,730	24,560		0	24,560	331.56	13.26
02-134-100	22	333	2,830	21,730	24,560		0	24,560	331.56	13.26
ROSE BELLIN WF HAROLD A 15 KIPLING ST	25	330	16,940	8,770	25,710		1	25,710	347.09	13.88
02-181-600	25	330	16,940	8,770	25,710		1	25,710	347.09	13.88
LILLIAN A BERANBAUM 80 PEMBROKE AVE	24	555	32,690	36,590	69,280		0			
02-203-700	24	555	32,690	36,590	69,280		0			


No. 741061

RECEIPT FOR CERTIFIED MAIL—20¢

SENT TO

POSTMARK
OR DATE

LILLIAN A BERANBAUM
80 PEMBROKE AVE
PROVIDENCE, R. I.



02-203-700

July 1965

NOT FOR INTERNATIONAL MAIL

1. Stick postage stamps to your article to pay:
 BASIC CHARGES
 Certified fee—20¢
 Postage (first-class or airmail)
2. If you want this receipt postmarked, stick the gummed stub on the left portion of the address side of the article, *leaving the receipt attached*, and present the article at a post office service window or hand it to your rural carrier. (*no extra charge*)
3. If you do not want this receipt postmarked, stick the gummed stub on the left portion of the address side of the article, detach and retain the receipt, and mail the article.
4. If you want a return receipt, write the certified-mail number and your name and address on a return receipt card, Form 3811, and attach it to the back of the article by means of the gummed ends. Endorse front of article RETURN RECEIPT REQUESTED. (*Fees—10¢ or 35¢.*)
5. If you want the article delivered only to the addressee, endorse it on the front DELIVER TO ADDRESSEE ONLY. (*Fee—50¢.*) Place the same endorsement in line 2 of the return receipt card.
6. Save this receipt and present it if you make inquiry.

OPTIONAL SERVICES

- Return receipt (10¢ or 35¢)
- Deliver to addressee only—50¢
- Special delivery

No. 741060

RECEIPT FOR CERTIFIED MAIL—20¢

SENT TO

POSTMARK
OR DATE

ROSE BELLIN WF HAROLD A
15 KIPLING ST
PROVIDENCE, R. I.

02-181-600

July 1965

NOT FOR INTERNATIONAL MAIL



1. Stick postage stamps to your article to pay:
BASIC CHARGES
Certified fee—20¢
Postage (first-class or airmail)

OPTIONAL SERVICES
Return receipt (10¢ or 35¢)
Deliver to addressee only—50¢
Special delivery
2. If you want this receipt postmarked, stick the gummed stub on the left portion of the address side of the article, *leaving the receipt attached*, and present the article at a post office service window or hand it to your rural carrier. (*no extra charge*)
3. If you do not want this receipt postmarked, stick the gummed stub on the left portion of the address side of the article, detach and retain the receipt, and mail the article.
4. If you want a return receipt, write the certified-mail number and your name and address on a return receipt card, Form 3811, and attach it to the back of the article by means of the gummed ends. Endorse front of article RETURN RECEIPT REQUESTED. (*Fees—10¢ or 35¢.*)
5. If you want the article delivered only to the addressee, endorse it on the front DELIVER TO ADDRESSEE ONLY. (*Fee—50¢*). Place the same endorsement in line 2 of the return receipt card.
6. Save this receipt and present it if you make inquiry.

POST OFFICE DEPARTMENT
OFFICIAL BUSINESS

PENALTY FOR PRIVATE USE TO AVOID
PAYMENT OF POSTAGE, \$300

POSTMARK ON
DELIVERING OFFICE



INSTRUCTIONS: Show name and address below and
complete instructions on other side, where applicable.
Moisten gummed ends, attach and hold firmly to back
of article. Print on front of article RETURN
RECEIPT REQUESTED.

RETURN
TO

VINCENT VESPIA, CITY CLERK
CITY HALL
PROVIDENCE, R.I., 02903

65-16-71648-6

POP Form 3811 Oct. 1963

INSTRUCTIONS TO DELIVERING EMPLOYEE	
<input type="checkbox"/> Show to whom and when delivered	<input type="checkbox"/> Show to whom, when, and address where delivered
<input type="checkbox"/> Deliver ONLY to addressee	
(Additional charges required for these services)	

RECEIPT

Received the numbered article described below.

REGISTERED NO.	SIGNATURE OR NAME OF ADDRESSEE (Must always be filled in)	
CERTIFIED NO.	1	X Harold A. Bell
INSURED NO.	2	SIGNATURE OF ADDRESSEE'S AGENT, IF ANY
DATE DELIVERED	SHOW WHERE DELIVERED (only if requested)	

POST OFFICE DEPARTMENT
OFFICIAL BUSINESS

PENALTY FOR PRIVATE USE TO AVOID
PAYMENT OF POSTAGE, \$300

POSTMARK OF
DELIVERING OFFICE

INSTRUCTIONS: Show name and address below and
complete instructions on other side, where applicable.
Moisten gummed ends, attach and hold firmly to back
of article. Print on front of article **RETURN**
RECEIPT REQUESTED.

RETURN
← **TO**

VINCENT VESPIA, CITY CLERK
CITY HALL
PROVIDENCE, R.I., 02903

50-10-71649-2

POD Form 3811 Oct. 1965

INSTRUCTIONS TO DELIVERING EMPLOYEE	
<input type="checkbox"/> Show to whom and when delivered	<input type="checkbox"/> Show to whom, when, and address where delivered to addressee
(Additional charges required for these services)	

RECEIPT

Received the numbered article described below.

REGISTERED NO.	SIGNATURE OR NAME OF ADDRESSEE (Must always be filled in)	
CERTIFIED NO.	1	2
INSURED NO.	SIGNATURE OF ADDRESSEE'S AGENT, IF ANY	
DATE DELIVERED	SHOW WHERE DELIVERED (only if requested)	

No. 741059

RECEIPT FOR CERTIFIED MAIL—20¢

SENT TO

POSTMARK
OR DATE

CLIFFORD A BAXTER
BOX 223
CHARLESTOWN R I



02-134-100

July 1965

NOT FOR INTERNATIONAL MAIL

1. Stick postage stamps to your article to pay:
BASIC CHARGES
Certified fee—20¢
Postage (first-class or airmail)
2. If you want this receipt postmarked, stick the gummed stub on the left portion of the address side of the article, *leaving the receipt attached*, and present the article at a post office service window or hand it to your rural carrier. (*no extra charge*)
3. If you do not want this receipt postmarked, stick the gummed stub on the left portion of the address side of the article, detach and retain the receipt, and mail the article.
4. If you want a return receipt, write the certified-mail number and your name and address on a return receipt card, Form 3811, and attach it to the back of the article by means of the gummed ends. Endorse front of article RETURN RECEIPT REQUESTED. (*Fees—10¢ or 35¢.*)
5. If you want the article delivered only to the addressee, endorse it on the front DELIVER TO ADDRESSEE ONLY. (*Fee—50¢.*) Place the same endorsement in line 2 of the return receipt card.
6. Save this receipt and present it if you make inquiry.

OPTIONAL SERVICES.

Return receipt (10¢ or 35¢)
Deliver to addressee only—50¢
Special delivery

POST OFFICE DEPARTMENT
OFFICIAL BUSINESS

PENALTY FOR FAILURE TO AVOID
PAYMENT OF POSTAGE, 300



INSTRUCTIONS: Show name and address below and
complete instructions on other side, where applicable.
If return is desired, attach and hold firmly to back
of article. Print on front of article **RETURN
RECEIPT REQUESTED**.

**RETURN
TO**

VINCENT VESPIA, CITY CLERK
CITY HALL
PROVIDENCE, R.I., 02903

INSTRUCTIONS TO DELIVERING EMPLOYEE

☐ Show to whom and when delivered ☐ Show to whom, when, and address where delivered ☐ Deliver ONLY to addressee
(Additional charges required for these services)

RECEIPT

Received the numbered article described below.

REGISTERED NO.	SIGNATURE OR NAME OF ADDRESSEE (Must always be filled in)	
CERTIFIED NO.	1	Clifford A. Barton
INSURED NO.	2	J. J. Fancher
DATE DELIVERED	SHOW WHERE DELIVERED (only if requested)	


No. 741058

RECEIPT FOR CERTIFIED MAIL—20¢

SENT TO

POSTMARK
OR DATE

THE JAMES BARTLEY REALTY
COMPANY
151 RIDGE ST
PAWT R I




02-112-400

July 1963

NOT FOR INTERNATIONAL MAIL

1. Stick postage stamps to your article to pay:
BASIC CHARGES
Certified fee—20¢
Postage (first-class or airmail)
2. If you want this receipt postmarked, stick the gummed stub on the left portion of the address side of the article, *leaving the receipt attached*, and present the article at a post office service window or hand it to your rural carrier. (*no extra charge*)
3. If you do not want this receipt postmarked, stick the gummed stub on the left portion of the address side of the article, detach and retain the receipt, and mail the article.
4. If you want a return receipt, write the certified-mail number and your name and address on a return receipt card, Form 3811, and attach it to the back of the article by means of the gummed ends. Endorse front of article RETURN RECEIPT REQUESTED. (*Fees—10¢ or 35¢.*)
5. If you want the article delivered only to the addressee, endorse it on the front DELIVER TO ADDRESSEE ONLY. (*Fee—50¢*). Place the same endorsement in line 2 of the return receipt card.
6. Save this receipt and present it if you make inquiry.
- OPTIONAL SERVICES
Return receipt (10¢ or 35¢)
Deliver to addressee only—50¢
Special delivery



POST OFFICE DEPARTMENT
OFFICIAL BUSINESS

POSTMARK OF
DELIVERING OFFICE

INSTRUCTIONS: Show name and address below and complete instructions on other side, where applicable. Moistened gummed ends, attach and hold firmly to back of article. Print name and address on front of article. **RETURN RECEIPT REQUESTED.**

RETURN
TO

VINCENT VESPIA, CITY CLERK
CITY HALL
PROVIDENCE, R.I., 02903

INSTRUCTIONS TO DELIVERING EMPLOYEE		
<input type="checkbox"/> Show to whom and when delivered	<input type="checkbox"/> Show to whom, when, and address where delivered	<input type="checkbox"/> Deliver ONLY to addressee
(Additional charges required for these services)		

RECEIPT

Received the numbered article described below.

REGISTERED NO.	SIGNATURE OR NAME OF ADDRESSEE (Must always be filled in)	
CERTIFIED NO. 741058	1	2
INSURED NO.	SIGNATURE OF ADDRESSEE'S AGENT, IF ANY	
DATE DELIVERED 4/17/66	SHOW WHERE DELIVERED (only if requested)	

No. 741057

RECEIPT FOR CERTIFIED MAIL—20¢

SENT TO

POSTMARK
OR DATE

BARNIDA REALTY INC
128 NO MAIN ST
PROVIDENCE, R. I.

02-089-750



July 1965

NOT FOR INTERNATIONAL MAIL

1. Stick postage stamps to your article to pay:

BASIC CHARGES

Certified fee—20¢

Postage (first-class or airmail)

OPTIONAL SERVICES

Return receipt (10¢ or 35¢)

Deliver to addressee only—50¢

Special delivery

2. If you want this receipt postmarked, stick the gummed stub on the left portion of the address side of the article, *leaving the receipt attached*, and present the article at a post office service window or hand it to your rural carrier. (*no extra charge*)
3. If you do not want this receipt postmarked, stick the gummed stub on the left portion of the address side of the article, detach and retain the receipt, and mail the article.
4. If you want a return receipt, write the certified-mail number and your name and address on a return receipt card, Form 3811, and attach it to the back of the article by means of the gummed ends. Endorse front of article **RETURN RECEIPT REQUESTED**. (*Fees—10¢ or 35¢.*)
5. If you want the article delivered only to the addressee, endorse it on the front **DELIVER TO ADDRESSEE ONLY**. (*Fee—50¢.*) Place the same endorsement in line 2 of the return receipt card.
6. Save this receipt and present it if you make inquiry.

POST OFFICE DEPARTMENT
OFFICIAL BUSINESS

PENALTY FOR PRIVATE USE TO AVOID
PAYMENT OF POSTAGE \$300



INSTRUCTIONS: Show name and address below and complete instructions on other side, where applicable. Moisten gummed ends, attach and hold firmly to back of article. Print on front of article RETURN RECEIPT REQUESTED.

RETURN
TO

VINCENT VESPIA, CITY CLERK
CITY HALL
PROVIDENCE, R.I., 02903

050-10-71040-8

POD Form 3811 Oct. 1965

INSTRUCTIONS TO DELIVERING EMPLOYEE

☐ Show to whom and when delivered ☐ Show to whom, when, and address where delivered ☐ Deliver ONLY to addressee
(Additional charges required for these services)

RECEIPT

Received the numbered article described below.

REGISTERED NO.	SIGNATURE OR NAME OF ADDRESSEE (Must always be filled in)	
CERTIFIED NO. 741117	1	2
INSURED NO.	SIGNATURE OF ADDRESSEE'S AGENT, IF ANY	
DATE DELIVERED 3-6	SHOW WHERE DELIVERED (only if requested)	


No. 741056

RECEIPT FOR CERTIFIED MAIL—20¢

SENT TO

POSTMARK
OR DATE

JOSEPH BARBONE AND WF ROSE
54 SOUTH ST
PROVIDENCE, R. I.



02-068-853

NOT FOR INTERNATIONAL MAIL

July 1965

1. Stick postage stamps to your article to pay:
BASIC CHARGES
Certified fee—20¢ .
Postage (first-class or airmail)
2. If you want this receipt postmarked, stick the gummed stub on the left portion of the address side of the article, *leaving the receipt attached*, and present the article at a post office service window or hand it to your rural carrier. (*no extra charge*)
3. If you do not want this receipt postmarked, stick the gummed stub on the left portion of the address side of the article, detach and retain the receipt, and mail the article.
4. If you want a return receipt, write the certified-mail number and your name and address on a return receipt card, Form 3811, and attach it to the back of the article by means of the gummed ends. Endorse front of article RETURN RECEIPT REQUESTED. (*Fees—10¢ or 35¢.*)
5. If you want the article delivered only to the addressee, endorse it on the front DELIVER TO ADDRESSEE ONLY. (*Fee—50¢.*) Place the same endorsement in line 2 of the return receipt card.
6. Save this receipt and present it if you make inquiry.

OPTIONAL SERVICES


Return receipt (10¢ or 35¢)
Deliver to addressee only—50¢
Special delivery

POST OFFICE DEPARTMENT
OFFICIAL BUSINESS

POST OFFICE DEPARTMENT
OFFICIAL BUSINESS

POST OFFICE DEPARTMENT
OFFICIAL BUSINESS

POSTMARK OF
DELIVERING OFFICE



INSTRUCTIONS: Show name and address below and complete instructions on other side, where applicable. Moisten gummed ends, attach and hold firmly to back of article. Print on front of article RETURN RECEIPT REQUESTED.

RETURN
TO

VINCENT VESPIA, CITY CLERK
CITY HALL
PROVIDENCE, R.I., 02903

INSTRUCTIONS TO DELIVERING EMPLOYEE

☐ Show to whom and when delivered ☐ Show to whom, when, and address where delivered ☐ Deliver ONLY to addressee
(Additional charges required for these services)

RECEIPT

Received the numbered article described below.

REGISTERED NO.	SIGNATURE OR NAME OF ADDRESSEE (Must always be filled in)	
CERTIFIED NO.	1	SIGNATURE OF ADDRESSEE'S AGENT, IF ANY
INSURED NO.	2	
DATE DELIVERED	SHOW WHERE DELIVERED (only if requested)	
4-6-66		

No. 741055

RECEIPT FOR CERTIFIED MAIL—20¢

SENT TO


POSTMARK
OR DATE

TALCOTT M BANKS AND
CASIMIR DERHAM JR
TRS U W SUSAN P PLUMMER
C O MORGAN H PLUMMER JR
53 STATE ST
BOSTON MASS

02-060-865

July 1965

NOT FOR INTERNATIONAL MAIL



1. Stick postage stamps to your article to pay:
BASIC CHARGES
Certified fee—20¢
Postage (first-class or airmail)
2. If you want this receipt postmarked, stick the gummed stub on the left portion of the address side of the article, *leaving the receipt attached*, and present the article at a post office service window or hand it to your rural carrier. (*no extra charge*)
3. If you do not want this receipt postmarked, stick the gummed stub on the left portion of the address side of the article, detach and retain the receipt, and mail the article.
4. If you want a return receipt, write the certified-mail number and your name and address on a return receipt card, Form 3811, and attach it to the back of the article by means of the gummed ends. Endorse front of article RETURN RECEIPT REQUESTED. (*Fees—10¢ or 35¢.*)
5. If you want the article delivered only to the addressee, endorse it on the front DELIVER TO ADDRESSEE ONLY. (*Fee—50¢*). Place the same endorsement in line 2 of the return receipt card.
6. Save this receipt and present it if you make inquiry.

OPTIONAL SERVICES

Return receipt (10¢ or 35¢)

Deliver to addressee only—50¢

Special delivery

POST OFFICE DEPARTMENT OFFICIAL BUSINESS		PENALTY FOR PRIVATE USE TO AVOID PAYMENT OF POSTAGE, \$30
INSTRUCTIONS: Show name and address below and complete instructions on other side, where applicable. Moistened gummed ends, attach and hold firmly to back of article. Print on front of article RETURN RECEIPT REQUESTED .		POSTMARK OF DELIVERING OFFICE
NAME OF SENDER		
STREET AND NO. OR P.O. BOX		
POST OFFICE, STATE, AND ZIP CODE		

 **RETURN
TO**

☐ Show to whom and when delivered ☐ Show to whom, when, and address where delivered ☐ Deliver ONLY to addressee
(Additional charges required for these services)

Received the numbered article described below.

SIGNATURE OR NAME OF ADDRESSEE (Must always be filled in)

1

2

SHOW WHERE DELIVERED (only if requested)

ACCOUNT NUMBER	PLAT	LOT	LAND VALUATION	BUILDING VALUATION	TOTAL VALUATION	BLDGS. AS P/P	AREA CODE	GRAND TOTAL	SPECIAL TAX	INSTALLMENT PER YR FOR 25YRS
02-203-700	24	601	27,290		27,290		1	96,570	1,303.70	52.14
ANGELA BERGANTINI C O ARTHUR BERGANTINI 64 WOOD ST										
02-210-095	33	623	590	800	1,390		1	1,390	18.77	.75
BICKFORD ENGRAVING AND ELECTROTYPE COMPANY 209 WEST EXCHANGE ST										
02-261-900	20	107	40,740	66,820	107,560		0	107,560	1,452.06	58.08
ARTHUR J BISHOP 487 EDDY ST										
02-280-175	22	143	4,140	2,260	6,400		0	6,400	86.40	3.45
MATTHEW BLADE NATICK R I										
02-297-200	25	148	57,090		57,090		0	57,090	770.72	30.82
BLISS REALTY ENTERPRISES 170 WESTMINSTER ST										
02-316-910	12	73		692,300	692,300		1	692,300	9,346.05	373.84
BLISS REALTY INC 410 UNION TR BLDG										
02-316-915	20	144	92,990	72,240	165,230		0			
02-316-915	20	146	204,390	215,000	419,390		0	584,620	7,892.37	315.69
BODILITE REALTY INC 318 FOUNTAIN ST										
02-331-550	65	912	2,670	3,340	6,010		0			
02-331-550	65	913	12,460	25,560	38,020		0	44,030	594.41	23.77

No. 741068

RECEIPT FOR CERTIFIED MAIL—20¢

SENT TO

POSTMARK
OR DATE

BODILITE REALTY INC
318 FOUNTAIN ST
PROVIDENCE, R. I.



02-331-550

July 1965

NOT FOR INTERNATIONAL MAIL

1. Stick postage stamps to your article to pay:
- BASIC CHARGES**
Certified fee—20¢
Postage (first-class or airmail)
- OPTIONAL SERVICES**
Return receipt (10¢ or 35¢)
Deliver to addressee only—50¢
Special delivery
2. If you want this receipt postmarked, stick the gummed stub on the left portion of the address side of the article, *leaving the receipt attached*, and present the article at a post office service window or hand it to your rural carrier. (*no extra charge*)
3. If you do not want this receipt postmarked, stick the gummed stub on the left portion of the address side of the article, detach and retain the receipt, and mail the article.
4. If you want a return receipt, write the certified-mail number and your name and address on a return receipt card, Form 3811, and attach it to the back of the article by means of the gummed ends. Endorse front of article **RETURN RECEIPT REQUESTED**. (*Fees—10¢ or 35¢.*)
5. If you want the article delivered only to the addressee, endorse it on the front **DELIVER TO ADDRESSEE ONLY**. (*Fees—50¢.*) Place the same endorsement in line 2 of the return receipt card.
6. Save this receipt and present it if you make inquiry.

POST OFFICE DEPARTMENT
OFFICIAL BUSINESS

PENALTY FOR PRIVATE USE TO AVOID
PAYMENT OF POSTAGE, \$300

POSTMARK OF
DELIVERING OFFICE

100

INSTRUCTIONS: Show name and address below and
complete instructions on other side, where applicable.
If return is desired, attach and hold firmly to back
of article. Print on front of article **RETURN**
RECEIPT REQUESTED.

RETURN
TO

VINCENT VESPIA, CITY CLERK
CITY HALL
PROVIDENCE, R.I., 02903

INSTRUCTIONS TO DELIVERING EMPLOYEE	
<input type="checkbox"/> Show to whom and when delivered	<input type="checkbox"/> Show to whom, when, and address where delivered <input type="checkbox"/> Deliver ONLY to addressee
(Additional charges required for these services)	

RECEIPT

Received the numbered article described below.

REGISTERED NO.	SIGNATURE OR NAME OF ADDRESSEE (Must always be filled in)	
CERTIFIED NO. 741068	1	2
INSURED NO.	SIGNATURE OF ADDRESSEE'S AGENT, IF ANY	
DATE DELIVERED 4-7-66	SHOW WHERE DELIVERED (only if requested)	

No. 741067

RECEIPT FOR CERTIFIED MAIL—20¢

SENT TO

POSTMARK
OR DATE

BLISS REALTY INC
410 UNION TR BLDG
PROVIDENCE, R. I.

02-316-915



July 1965

NOT FOR INTERNATIONAL MAIL

1. Stick postage stamps to your article to pay:

BASIC CHARGES

Certified fee—20¢

Postage (first-class or airmail)

OPTIONAL SERVICES

Return receipt (10¢ or 35¢)

Deliver to addressee only—50¢

Special delivery

2. If you want this receipt postmarked, stick the gummed stub on the left portion of the address side of the article, *leaving the receipt attached*, and present the article at a post office service window or hand it to your rural carrier. (*no extra charge*)
3. If you do not want this receipt postmarked, stick the gummed stub on the left portion of the address side of the article, detach and retain the receipt, and mail the article.
4. If you want a return receipt, write the certified-mail number and your name and address on a return receipt card, Form 3611, and attach it to the back of the article by means of the gummed ends. Endorse front of article **RETURN RECEIPT REQUESTED**. (*Fees—10¢ or 35¢.*)
5. If you want the article delivered only to the addressee, endorse it on the front **DELIVER TO ADDRESSEE ONLY**. (*Fee—50¢.*) Place the same endorsement in line 2 of the return receipt card.
6. Save this receipt and **present** it to the post office to **make inquiry**.

POST OFFICE DEPARTMENT
OFFICIAL BUSINESS

PENALTY FOR PRIVATE USE TO AVOID
PAYMENT OF POSTAGE, \$300

INSTRUCTIONS: Show name and address below and complete instructions on other side, where applicable. Moistened gummed ends, attach and hold firmly to back of article. Print on front of article RETURN RECEIPT REQUESTED.

POSTMARK OF
DELIVERING OFFICE

RETURN
TO

VINCENT VESPIA, CITY CLERK
CITY HALL
PROVIDENCE, R.I., 02903

L

INSTRUCTIONS TO DELIVERING EMPLOYEE	
<input type="checkbox"/> Show to whom and when delivered	<input type="checkbox"/> Show to whom, when, and address where delivered to addressee
(Additional charges required for these services)	

RECEIPT

Received the numbered article described below.

REGISTERED NO.	SIGNATURE OR NAME OF ADDRESSEE (Must always be filled in)	
CERTIFIED NO. 74 1067	1	2
INSURED NO.	SIGNATURE OF ADDRESSEE'S AGENT, IF ANY	
DATE DELIVERED	SHOW WHERE DELIVERED (only if requested)	

No. 741066

RECEIPT FOR CERTIFIED MAIL—20¢

SENT TO

POSTMARK
OR DATE

BLISS REALTY ENTERPRISES
170 WESTMINSTER ST
PROVIDENCE, R. I.

02-316-910

July 1965

NOT FOR INTERNATIONAL MAIL



1. Stick postage stamps to your article to pay:
BASIC CHARGES
Certified fee—20¢
Postage (first-class or airmail)

OPTIONAL SERVICES
Return receipt (10¢ or 35¢)
Deliver to addressee only—50¢
Special delivery
2. If you want this receipt postmarked, stick the gummed stub on the left portion of the address side of the article, *leaving the receipt attached*, and present the article at a post office service window or hand it to your rural carrier. (*no extra charge*)
3. If you do not want this receipt postmarked, stick the gummed stub on the left portion of the address side of the article, detach and retain the receipt, and mail the article.
4. If you want a return receipt, write the certified-mail number and your name and address on a return receipt card, Form 3811, and attach it to the back of the article by means of the gummed ends. Endorse front of article RETURN RECEIPT REQUESTED. (*Fees—10¢ or 35¢.*)
5. If you want the article delivered only to the addressee, endorse it on the front DELIVER TO ADDRESSEE ONLY. (*Fee—50¢*). Place the same endorsement in line 2 of the return receipt card.
6. Save this receipt and present it if you make inquiry.

POST OFFICE DEPARTMENT
OFFICIAL BUSINESS

PENALTY FOR PRIVATE USE TO AVOID
PAYMENT OF POSTAGE

POSTMARK
DELIVERING OFFICE



INSTRUCTIONS: Show name and address below and
complete instructions on other side, where applicable.
Mailed gummed ends, attach and hold firmly to back
of article. Print on front of article RETURN
RECEIPT REQUESTED.

RETURN
TO

VINCENT VESPIA, CITY CLERK
CITY HALL
PROVIDENCE, R.I., 02903

INSTRUCTIONS TO DELIVERING EMPLOYEE		
<input type="checkbox"/> Show to whom and when delivered	<input type="checkbox"/> Show to whom, when, and address where delivered	<input type="checkbox"/> Deliver ONLY to addressee
(Additional charges required for these services)		

RECEIPT

Received the numbered article described below.

REGISTERED NO.	SIGNATURE OR NAME OF ADDRESSEE (Must always be filled in)	
CERTIFIED NO. 741066	1	2
INSURED NO.	SIGNATURE OF ADDRESSEE'S AGENT, IF ANY	
DATE DELIVERED APR 7 - 1966	SHOW WHERE DELIVERED (only if requested)	

No. 741065

RECEIPT FOR CERTIFIED MAIL—20¢

SENT TO

POSTMARK
OR DATE

MATTHEW BLADE
NATICK R I



02-297-200

July 1965

NOT FOR INTERNATIONAL MAIL

1. Stick postage stamps to your article to pay:
BASIC CHARGES
Certified fee—20¢
Postage (first-class or airmail)
2. If you want this receipt postmarked, stick the gummed stub on the left portion of the address side of the article, *leaving the receipt attached*, and present the article at a post office service window or hand it to your rural carrier. (*no extra charge*)
3. If you do not want this receipt postmarked, stick the gummed stub on the left portion of the address side of the article, detach and retain the receipt, and mail the article.
4. If you want a return receipt, write the certified-mail number and your name and address on a return receipt card, Form 3811, and attach it to the back of the article by means of the gummed ends. Endorse front of article RETURN RECEIPT REQUESTED. (*Fees—10¢ or 3½¢.*)
5. If you want the article delivered only to the addressee, endorse it on the front DELIVER TO ADDRESSEE ONLY. (*Fee—50¢*). Place the same endorsement in line 2 of the return receipt card.
6. Save this receipt and present it if you make inquiry.

OPTIONAL SERVICES


Return receipt (10¢ or 35¢)

Deliver to addressee only—50¢

Special delivery

POST OFFICE DEPARTMENT
OFFICIAL BUSINESS

PENALTY FOR PRIVATE USE TO AVOID
PAYMENT OF POSTAGE \$300

		POSTMARK OF DELIVERING OFFICE
INSTRUCTIONS: Show name and address below and complete instructions on other side, where applicable. Moisten gummed ends, attach and hold firmly to back of article. Print on front of article RETURN RECEIPT REQUESTED .		RETURN TO 
NAME OF SENDER		
STREET AND NO. OR P.O. BOX		
POST OFFICE, STATE, AND ZIP CODE		

455-10-71548-8

3811 Oct 1965

POD Form 3811

INSTRUCTIONS TO DELIVERING EMPLOYEE

☐ Show to whom and when delivered
 ☐ Show to whom, when, and address where delivered
 ☐ Deliver ONLY to addressee

(Additional charges required for these services)

RECEIPT

Received the numbered article described below.

REGISTERED NO.

CERTIFIED NO.

INSURED NO.

DATE DELIVERED

1

2

SIGNATURE OF ADDRESSEE (Must always be filled in)

SIGNATURE OF ADDRESSEE'S AGENT, IF ANY

SHOW WHERE DELIVERED (only if requested)

No. 741064

RECEIPT FOR CERTIFIED MAIL—20¢

SENT TO

POSTMARK
OR DATE

ARTHUR J BISHOP
487 EDDY ST
PROVIDENCE, R. I.



02-280-175

July 1965

NOT FOR INTERNATIONAL MAIL

1. Stick postage stamps to your article to pay:

BASIC CHARGES

Certified fee—20¢

Postage (first-class or airmail)

OPTIONAL SERVICES

Return receipt (10¢ or 35¢)

Deliver to addressee only—50¢

Special delivery

2. If you want this receipt postmarked, stick the gummed stub on the left portion of the address side of the article, *leaving the receipt attached*, and present the article at a post office service window or hand it to your rural carrier. (*no extra charge*)
3. If you do not want this receipt postmarked, stick the gummed stub on the left portion of the address side of the article, detach and retain the receipt, and mail the article.
4. If you want a return receipt, write the certified-mail number and your name and address on a return receipt card, Form 3811, and attach it to the back of the article by means of the gummed ends. Endorse front of article RETURN RECEIPT REQUESTED. (*Fees—10¢ or 35¢.*)
5. If you want the article delivered only to the addressee, endorse it on the front DELIVER TO ADDRESSEE ONLY. (*Fee—50¢.*) Place the same endorsement in line 2 of the return receipt card.
6. Save this receipt and present it if you make inquiry.

POST OFFICE DEPARTMENT
OFFICIAL BUSINESS

PENALTY FOR PRIVATE USE TO AVOID
PAYMENT OF POSTAGE, \$300

<p>INSTRUCTIONS: Show name and address below and complete instructions on other side, where applicable. Must be returned ends, attach and hold firmly to back of article. Print on front of article RETURN RECEIPT REQUESTED.</p>	<p>POSTMARK OF DELIVERING OFFICE</p> <p>1956</p> <p>RETURN TO</p>
---	---

VINCENT VESPIA, CITY CLERK
CITY HALL
PROVIDENCE, R.I., 02903

685-16-71848-8

POD Form 3811 Oct. 1965

INSTRUCTIONS TO DELIVERING EMPLOYEE

☐ Show to whom and when delivered ☐ Show to whom, when, and address where delivered ☐ Deliver ONLY to addressee (Additional charges required for these services)

RECEIPT

Received the numbered article described below.

REGISTERED NO.	SIGNATURE OR NAME OF ADDRESSEE (Must always be filled in)	
CERTIFIED NO. 741064	1	2
INSURED NO.	SIGNATURE OF ADDRESSEE'S AGENT, IF ANY	
DATE DELIVERED 21-6-66	SHOW WHERE DELIVERED (only if requested)	

No. 741063

RECEIPT FOR CERTIFIED MAIL—20¢

SENT TO

POSTMARK
OR DATE

BICKFORD ENGRAVING AND
ELECTROTYPE COMPANY
209 WEST EXCHANGE ST
PROVIDENCE, R. I.



02-261-900

July 1965

NOT FOR INTERNATIONAL MAIL

1. Stick postage stamps to your article to pay:

BASIC CHARGES

Certified fee—20¢

Postage (first-class or airmail)

OPTIONAL SERVICES

Return receipt (10¢ or 35¢)

Deliver to addressee only—50¢

Special delivery

2. If you want this receipt postmarked, stick the gummed stub on the left portion of the address side of the article, *leaving the receipt attached*, and present the article at a post office service window or hand it to your rural carrier. (*no extra charge*)
3. If you do not want this receipt postmarked, stick the gummed stub on the left portion of the address side of the article, detach and retain the receipt, and mail the article.
4. If you want a return receipt, write the certified-mail number and your name and address on a return receipt card, Form 3811, and attach it to the back of the article by means of the gummed ends. Endorse front of article RETURN RECEIPT REQUESTED. (*Fees—10¢ or 35¢.*)
5. If you want the article delivered only to the addressee, endorse it on the front DELIVER TO ADDRESSEE ONLY. (*Fee—50¢*). Place the same endorsement in line 2 of the return receipt card.
6. Save this receipt and present it if you make inquiry.

POST OFFICE DEPARTMENT
OFFICIAL BUSINESS

PENALTY FOR PRIVATE USE TO AVOID
PAYMENT OF POSTAGE \$300

POSTMARK OF
DELIVERING OFFICE

INSTRUCTIONS: Show name and address below and
complete instructions on other side, where applicable.
Moisten gummed ends, attach and hold firmly to back
of article. Print on front of article **RETURN**
RECEIPT REQUESTED.

RETURN
TO

VINCENT VESPIA, CITY CLERK
CITY HALL
PROVIDENCE, R.I., 02903

INSTRUCTIONS TO DELIVERING EMPLOYEE	
<input type="checkbox"/> Show to whom and when delivered	<input type="checkbox"/> Show to whom, when, and address where delivered <input type="checkbox"/> Deliver ONLY to addressee
(Additional charges required for these services)	

RECEIPT

Received the numbered article described below.

REGISTERED NO.	SIGNATURE OR NAME OF ADDRESSEE (Must always be filled in)	
CERTIFIED NO. 71563	1	2
INSURED NO.	SIGNATURE OF ADDRESSEE'S AGENT, IF ANY <i>m. stamped</i>	
DATE DELIVERED 7/6/65	SHOW WHERE DELIVERED (only if requested)	

No. 741062

RECEIPT FOR CERTIFIED MAIL—20¢

SENT TO

POSTMARK
OR DATE

ANGELA BERGANTINI
C O ARTHUR BERGANTINI
64 WOOD ST
PROVIDENCE, R. I.

02-210-095


July 1965

NOT FOR INTERNATIONAL MAIL



1. Stick postage stamps to your article to pay:
BASIC CHARGES
Certified fee—20¢
Postage (first-class or airmail)

OPTIONAL SERVICES
Return receipt (10¢ or 35¢)
Deliver to addressee only—50¢
Special delivery
2. If you want this receipt postmarked, stick the gummed stub on the left portion of the address side of the article, *leaving the receipt attached*, and present the article at a post office service window or hand it to your rural carrier. (*no extra charge*)
3. If you do not want this receipt postmarked, stick the gummed stub on the left portion of the address side of the article, detach and retain the receipt, and mail the article.
4. If you want a return receipt, write the certified-mail number and your name and address on a return receipt card, Form 3811, and attach it to the back of the article by means of the gummed ends. Endorse front of article RETURN RECEIPT REQUESTED. (*Fees—10¢ or 35¢.*)
5. If you want the article delivered only to the addressee, endorse it on the front DELIVER TO ADDRESSEE ONLY. (*Fee—50¢.*) Place the same endorsement in line 2 of the return receipt card.
6. Save this receipt and present it if you make inquiry.

POST OFFICE DEPARTMENT OFFICIAL BUSINESS		PENALTY FOR PRIVATE USE TO AVOID PAYMENT OF POSTAGE, \$50
<div style="border: 1px solid black; height: 100px; width: 100%;"></div>		POSTMARK OF DELIVERING OFFICE
INSTRUCTIONS: Show name and address below and complete instructions on other side, where applicable. Moisten gummed ends, attach and hold firmly to back of article. Print on front of article RETURN RECEIPT REQUESTED.		<div style="text-align: center;">  RETURN TO </div>
NAME OF SENDER		
STREET AND NO. OR P.O. BOX		
POST OFFICE, STATE, AND ZIP CODE		

INSTRUCTIONS TO DELIVERING EMPLOYEE	
<input type="checkbox"/> Show to whom and when delivered	<input type="checkbox"/> Show to whom, when, and address where delivered
<input type="checkbox"/> Deliver ONLY to addressee	
<i>(Additional charges required for these services)</i>	

RECEIPT

Received the numbered article described below.

REGISTERED NO.	SIGNATURE OR NAME OF ADDRESSEE (Must always be filled in)	
CERTIFIED NO.	1	SIGNATURE OF ADDRESSEE'S AGENT, IF ANY
INSURED NO.	2	
DATE DELIVERED	SHOW WHERE DELIVERED (only if requested)	

ACCOUNT NUMBER	PLAT	LOT	LAND VALUATION	BUILDING VALUATION	TOTAL VALUATION	BLDGS. AS P/P	AREA CODE	GRAND TOTAL	SPECIAL TAX	INSTALLMENT PER YR FOR 25YRS
BETTY W BOLOTOW 365 COLE AVE 02-344-900	21	109	5,680	4,780	10,460		1	10,460	141.21	5.64
BOSTON AND PROVIDENCE RAILROAD CORP COVE STA N Y N H AND H R R CO TAX AGENT 54 MEADOW ST NEW HAVEN CONN										
02-375-600	4	221	32,620	7,600	40,220		1			
02-375-600	4	224	49,840	12,690	62,530		1			
02-375-600	19	2	38,290		38,290		0			
02-375-600	19	4	62,600	21,380	83,980		0			
02-375-600	19	9	127,620	71,820	199,440		0			
02-375-600	19	10	497,900	386,960	884,860		0			
02-375-600	19	19	36,400	43,440	79,840		0			
02-375-600	19	22	10,100	94,460	104,560		0	1,493,720	20,165.22	806.60
BOSTON AND PROVIDENCE RAILROAD CORPORATION AND PROV AND WORCESTER RAILROAD COMPANY N Y N H AND H R R CO TAX AGENT 54 MEADOW ST NEW HAVEN CONN										
02-375-800	4	17	61,600	230	61,830		1			
02-375-800	4	223	18,760	2,690	21,450		1			
02-375-800	19	3	82,830	10,300	93,130		0			
02-375-800	19	41	8,080		8,080		0	184,490	2,490.62	99.62
BOSTON RADIATOR AND BODY WORKS INC 185 PINE ST 02-376-000	24	516	17,400	26,030	43,430		0			

Bohling, J. 4/27/66

Bohling, J. 4/27/66

No. 741069

RECEIPT FOR CERTIFIED MAIL—20¢

SENT TO

POSTMARK
OR DATE

BETTY W BOLOTOW
365 COLE AVE
PROVIDENCE, R. I.

02-344-900

NOT FOR INTERNATIONAL MAIL

July 1965



1. Stick postage stamps to your article to pay:
 BASIC CHARGES
 Certified fee—20¢
 Postage (first-class or airmail)
2. If you want this receipt postmarked, stick the gummed stub on the left portion of the address side of the article, *leaving the receipt attached*, and present the article at a post office service window or hand it to your rural carrier. (*no extra charge*)
3. If you do not want this receipt postmarked, stick the gummed stub on the left portion of the address side of the article, detach and retain the receipt, and mail the article.
4. If you want a return receipt, write the certified-mail number and your name and address on a return receipt card, Form 3811, and attach it to the back of the article by means of the gummed ends. Endorse front of article RETURN RECEIPT REQUESTED. (*Fees—10¢ or 35¢.*)
5. If you want the article delivered only to the addressee, endorse it on the front DELIVER TO ADDRESSEE ONLY. (*fee—50¢*). Place the same endorsement in line 2 of the return receipt card.
6. Save this receipt and present it if you make inquiry.

OPTIONAL SERVICES

Return receipt (10¢ or 35¢)
 Deliver to addressee only—50¢
 Special delivery

**POST OFFICE DEPARTMENT
OFFICIAL BUSINESS**

**PENALTY FOR PRIVATE USE TO AVOID
PAYMENT OF POSTAGE, \$900**



POSTMARK OF
DELIVERING OFFICE

INSTRUCTIONS: Show name and address below and complete instructions on other side, where applicable. Moistens gummed ends, attach and hold firmly to back of article. Print on front of article RETURN RECEIPT REQUESTED.

**RETURN
TO**


VINCENT VESPIA, CITY CLERK
CITY HALL
PROVIDENCE, R.I., 02903


INSTRUCTIONS TO DELIVERING EMPLOYEE

☐ Show to whom and when delivered ☐ Show to whom, when, and address where delivered ☐ Deliver ONLY to addressee
(Additional charges required for these services)

RECEIPT

Received the numbered article described below.

REGISTERED NO.	SIGNATURE OR NAME OF ADDRESSEE (Must always be filled in)	
CERTIFIED NO.	1 	2 SIGNATURE OF ADDRESSEE'S AGENT, IF ANY
SHOW WHERE DELIVERED (only if requested)		



No. 741070

RECEIPT FOR CERTIFIED MAIL—20¢

SENT TO

POSTMARK
OR DATE

BOSTON AND PROVIDENCE
RAILROAD CORP COVE STA
N Y N H AND H R R CO
TAX AGENT
54 MEADOW ST
NEW HAVEN CONN
02-375-600



July 1965

NOT FOR INTERNATIONAL MAIL

1. Stick postage stamps to your article to pay:
BASIC CHARGES
Certified fee—20¢
Postage (first-class or airmail)

OPTIONAL SERVICES
Return receipt (10¢ or 35¢)
Deliver to addressee only—50¢
Special delivery
2. If you want this receipt postmarked, stick the gummed stub on the left portion of the address side of the article, *leaving the receipt attached*, and present the article at a post office service window or hand it to your rural carrier. (*no extra charge*)
3. If you do not want this receipt postmarked, stick the gummed stub on the left portion of the address side of the article, detach and retain the receipt, and mail the article.
4. If you want a return receipt, write the certified-mail number and your name and address on a return receipt card, Form 3811, and attach it to the back of the article by means of the gummed ends. Endorse front of article RETURN RECEIPT REQUESTED. (*Fees—10¢ or 35¢.*)
5. If you want the article delivered only to the addressee, endorse it on the front DELIVER TO ADDRESSEE ONLY. (*Fee—50¢.*) Place the same endorsement in line 2 of the return receipt card.
6. Save this receipt and present it if you make inquiry.

POST OFFICE DEPARTMENT
OFFICIAL BUSINESS

NEW YORK
APR 9 1965
CON

POSTMARK OF
STRIKE BACK
G I I
RECEIVED
OFFICE OF
GENERAL INVESTIGATION
U.S. DEPARTMENT OF JUSTICE

INSTRUCTIONS: Show name and address below and complete instructions on other side, where applicable. Moisten gummed ends, attach and hold firmly to back of article. Print on front of article RETURN RECEIPT REQUESTED.

RETURN
TO

VINCENT VESPIA, CITY CLERK
CITY HALL
PROVIDENCE, R.I., 02903

050-10-71649-8

POD Form 3811 Oct. 1965

INSTRUCTIONS TO DELIVERING EMPLOYEE

☐ Show to whom and when delivered ☐ Show to whom, when, and address where delivered ☐ Deliver ONLY to addressee
(Additional charges required for these services)

RECEIPT

Received the numbered article described below.

REGISTERED NO.	SIGNATURE OR NAME OF ADDRESSEE (Must always be filled in)	
CERTIFIED NO. 741070	1	NY N. H. & HART
INSURED NO.	2	SIGNATURE OF ADDRESSEE'S AGENT, IF ANY F. J. Gregoris
DATE DELIVERED	SHOW WHERE DELIVERED (only if required)	

No. 741071

RECEIPT FOR CERTIFIED MAIL—20¢

SENT TO

POSTMARK
OR DATE

BOSTON AND PROVIDENCE
RAILROAD CORPORATION AND
PROV AND WORCESTER
RAILROAD COMPANY
N Y N H AND H R R CO
TAX AGENT



July 1965

NOT FOR INTERNATIONAL MAIL

1. Stick postage stamps to your article to pay:

BASIC CHARGES

Certified fee—20¢

Postage (first-class or airmail)

OPTIONAL SERVICES

Return receipt (10¢ or 35¢)

Deliver to addressee only—50¢

2. If you want address and service with

3. If you do it the address

4. If you want a return receipt, End

5. If you want ADDRESS card.

6. Save this card.

54 MEADOW ST
NEW HAVEN CONN

2-02-375-800

U.S. MAIL PERMIT NO. 100 NEW HAVEN, CT

POST OFFICE DEPARTMENT
OFFICIAL BUSINESS

POSTAGE FOR PRIVATE USE TO AVOID
PENALTY OF POSTAGE, \$300

<p>NEW PR 14 2 1966 CON</p>	<p>POSTMARK OF DENVER OFFICE G 11 CANCEL 30 + 4</p>
---	---

INSTRUCTIONS: Show name and address below and complete instructions on other side where applicable. Moisten gummed ends, attach and hold firmly to back of article. Print on front of article RETURN RECEIPT REQUESTED.

RETURN
TO

VINCENT VESPIA, CITY CLERK
CITY HALL
PROVIDENCE, R.I., 02903

3811 Oct. 1965

INSTRUCTIONS TO DELIVERING EMPLOYEE

☐ Show to whom and when delivered
 ☐ Show to whom, when, and address where delivered
 ☐ Deliver ONLY to addressee

(Additional charges required for these services)

RECEIPT

Received the numbered article described below.

REGISTERED NO.

SIGNATURE OR NAME OF ADDRESSEE (Must always be filled in)

1

CERTIFIED NO.

741071

2

SIGNATURE OF ADDRESSEE'S AGENT, IF ANY

F. J. [Signature]

DATE DELIVERED

SHOW WHERE DELIVERED (only if requested)

No. 741072

RECEIPT FOR CERTIFIED MAIL—20¢

SENT TO

POSTMARK
OR DATE

BOSTON RADIATOR AND
BODY WORKS INC
185 PINE ST
PROVIDENCE, R. I.

02-376-000

July 1965

NOT FOR INTERNATIONAL MAIL




1. Stick postage stamps to your article to pay:
BASIC CHARGES
Certified fee—20¢
Postage (first-class or airmail)

OPTIONAL SERVICES
Return receipt (10¢ or 35¢)
Deliver to addressee only—50¢
Special delivery
2. If you want this receipt postmarked, stick the gummed stub on the left portion of the address side of the article, *leaving the receipt attached*, and present the article at a post office service window or hand it to your rural carrier. (*no extra charge*)
3. If you do not want this receipt postmarked, stick the gummed stub on the left portion of the address side of the article, detach and retain the receipt, and mail the article.
4. If you want a return receipt, write the certified-mail number and your name and address on a return receipt card, Form 3811, and attach it to the back of the article by means of the gummed ends. Endorse front of article RETURN RECEIPT REQUESTED. (*Fees—10¢ or 35¢.*)
5. If you want the article delivered only to the addressee, endorse it on the front DELIVER TO ADDRESSEE ONLY. (*Fee—50¢*). Place the same endorsement in line 2 of the return receipt card.
6. Save this receipt and present it if you make inquiry.

POST OFFICE DEPARTMENT
OFFICIAL BUSINESS

POST OFFICE DEPARTMENT
OFFICIAL BUSINESS

Penalty for Private Use to Avoid
Payment of Postage \$300



INSTRUCTIONS: Show name and address below and complete instructions on other side, where applicable. Moisten gummed ends, attach and hold firmly to back of article. Print on front of article **RETURN RECEIPT REQUESTED**.

← **RETURN TO**

VINCENT VESPIA, CITY CLERK
CITY HALL
PROVIDENCE, R.I., 02903

55-16-71548-8

POD Form 3811 Oct. 1965

INSTRUCTIONS TO DELIVERING EMPLOYEE

☐ Show to whom and when delivered ☐ Show to whom, when, and address where delivered ☐ Deliver ONLY to addressee
(Additional charges required for these services)

RECEIPT

Received the numbered article described below.

REGISTERED NO.	SIGNATURE OR NAME OF ADDRESSEE (Must always be filled in)	
	1	2
CERTIFIED NO.	Signature of Addressee's Agent, if any	
INSURED NO.	Signature of Addressee's Agent, if any	
DATE DELIVERED	SHOW WHERE DELIVERED (only if requested)	
9/16/66	back	

ACCOUNT NUMBER	PLAT	LOT	LAND VALUATION	BUILDING VALUATION	TOTAL VALUATION	BLDGS. AS P/P	AREA CODE	GRAND TOTAL	SPECIAL TAX	INSTALLMENT PER YR FOR 25YRS
02-376-000	24	517	5,210	340	5,550		0	48,980	661.23	26.44
BOSTON STORE REAL ESTATE COMPANY 150 UNION ST										
02-376-250	20	24	227,790	56,920	284,710		0			
02-376-250	20	29	658,130	201,020	859,150		0			
02-376-250	20	116		20,780	20,780		0			
02-376-250	20	138	24,970	24,210	49,180		0	1,213,820	16,386.57	655.46
LEO BOYAJIAN AND WF ROBERTA 39 ALGONQUIN ST										
02-410-545	66	353	1,060		1,060		1	1,060	14.31	.57
BRIER MANUFACTURING CO 222 RICHMOND ST										
02-463-400	21	132	61,430	314,980	376,410		1			
02-463-400	21	135	5,070	2,820	7,890		1			
02-463-400	21	136	4,450	920	5,370		1			
02-463-400	21	142	13,650	5,860	19,510		0	409,180	5,523.93	220.95
ANTONIO J BRUNO & WF ANTOINETTE M 48 DE SOTO ST										
02-536-820	33	334	1,220	1,770	2,990		1	2,990	40.37	1.61
MADALENA BUCCOLIERO 221 VALLEY ST										
02-549-200	33	465	1,060	4,030	5,090		1	5,090	68.72	2.74
BENEDETTO A BUONANNO AND WF ANGELINA 271 CANAL ST										
02-569-980	10	17	4,520	7,470	11,990		0			

4/6/66 by phone

No. 741073

RECEIPT FOR CERTIFIED MAIL—20¢

SENT TO

POSTMARK
OR DATE

BOSTON STORE REAL ESTATE
COMPANY
• 150 UNION ST
PROVIDENCE, R. I.



July 1965

02-376-250

NOT FOR INTERNATIONAL USE


1. Stick postage stamps to your article to pay:
 BASIC CHARGES
 Certified fee—20¢
 Postage (first-class or airmail)
2. If you want this receipt postmarked, stick the gummed stub on the left portion of the address side of the article, *leaving the receipt attached*, and present the article at a post office service window or hand it to your rural carrier. (*no extra charge*)
3. If you do not want this receipt postmarked, stick the gummed stub on the left portion of the address side of the article, detach and retain the receipt, and mail the article.
4. If you want a return receipt, write the certified-mail number and your name and address on a return receipt card, Form 3811, and attach it to the back of the article by means of the gummed ends. Endorse front of article RETURN RECEIPT REQUESTED. (Fees—10¢ or 35¢.)
5. If you want the article delivered only to the addressee, endorse it on the front DELIVER TO ADDRESSEE ONLY. (Fees—50¢). Place the same endorsement in line 2 of the return receipt card.
6. Save this receipt and present it if you make inquiry.

OPTIONAL SERVICES

Return receipt (10¢ or 35¢)
 Deliver to addressee only—50¢
 Special delivery

POST OFFICE DEPARTMENT
OFFICIAL BUSINESS

POSTMARK OF
DELIVERING OFFICE



INSTRUCTIONS: Show name and address below and complete instructions on other side, where applicable. Moisten gummed ends, attach and hold firmly to back of article. Print on front of article **RETURN RECEIPT REQUESTED**.

RETURN
TO

VINCENT VESPIA, CITY CLERK
CITY HALL
PROVIDENCE, R.I., 02903

505-16-71548-8

POD Form 3811 Oct. 1965

INSTRUCTIONS TO DELIVERING EMPLOYEE

☐ Show to whom and when delivered ☐ Show to whom, when, and address where delivered ☐ Deliver ONLY to addressee
(Additional charges required for these services)

RECEIPT

Received the numbered article described below.

REGISTERED NO.	SIGNATURE OR NAME OF ADDRESSEE (Must always be filled in)	
CERTIFIED NO. 741073	1	SIGNATURE OF ADDRESSEE'S AGENT, IF ANY <i>[Signature]</i>
INSURED NO.	2	
DATE DELIVERED 4-6-66	SHOW WHERE DELIVERED (only if requested) <i>[Signature]</i>	

No. 741074

RECEIPT FOR CERTIFIED MAIL—20¢

SENT TO

POSTMARK
OR DATE

LEO BOYAJIAN AND WF ROBERTA
39 ALGONQUIN ST
PROVIDENCE, R. I.

02-410-545

July 1965

NOT FOR INTERVIEW PURPOSES




1. Stick postage stamps to your article to pay:
BASIC CHARGES
Certified fee—20¢
Postage (first-class or airmail) .

OPTIONAL SERVICES
Return receipt (10¢ or 35¢)
Deliver to addressee only—50¢
Special delivery
2. If you want this receipt postmarked, stick the gummed stub on the left portion of the address side of the article, *leaving the receipt attached*, and present the article at a post office service window or hand it to your rural carrier. (no extra charge)
3. If you do not want this receipt postmarked, stick the gummed stub on the left portion of the address side of the article, detach and retain the receipt, and mail the article.
4. If you want a return receipt, write the certified-mail number and your name and address on a return receipt card, Form 3811, and attach it to the back of the article by means of the gummed ends. Endorse front of article RETURN RECEIPT REQUESTED. (Fees—10¢ or 35¢.)
5. If you want the article delivered only to the addressee, endorse it on the front DELIVER TO ADDRESSEE ONLY. (Fee—50¢). Place the same endorsement in line 2 of the return receipt card.
6. Save this receipt and present it if you make inquiry.

POST OFFICE DEPARTMENT
OFFICIAL BUSINESS

PENALTY FOR PRIVATE USE TO AVOID
PAYMENT OF POSTAGE, \$300

POST OFFICE OF
DELIVERING OFFICE



INSTRUCTIONS: Show name and address below and
complete instructions on other side, where applicable.
Moisten gummed ends, attach and hold firmly to back
of article. Print on front of article RETURN
RECEIPT REQUESTED.

RETURN
TO

VINCENT VESPIA, CITY CLERK
CITY HALL
PROVIDENCE, R.I., 02903

65-16-71548-8

POB Form 3811 Oct. 1965

INSTRUCTIONS TO DELIVERING EMPLOYEE	
<input type="checkbox"/> Show to whom and when delivered	<input type="checkbox"/> Show to whom, when, and address where delivered to addressee
(Additional charges required for these services)	

RECEIPT

Received the numbered article described below.

REGISTERED NO.	SIGNATURE OR NAME OF ADDRESSEE (Must always be filled in)	
CERTIFIED NO. 741074	1	2
INSURED NO.	SIGNATURE OF ADDRESSEE'S AGENT, IF ANY Robert B. Barger	

DATE DELIVERED 4-6-66	SHOW WHERE DELIVERED (only if requested)
--------------------------	--


No. 741075

RECEIPT FOR CERTIFIED MAIL—20¢

SENT TO

POSTMARK
OR DATE

BRIER MANUFACTURING CO
222 RICHMOND ST
PROVIDENCE, R. I.



02-463-400

July 1965

NOT FOR INTERNATIONAL MAIL

1. Stick postage stamps to your article to pay:

BASIC CHARGES

Certified fee—20¢

Postage (first-class or airmail)

OPTIONAL SERVICES

Return receipt (10¢ or 35¢)

Deliver to addressee only—50¢

Special delivery

2. If you want this receipt postmarked, stick the gummed stub on the left portion of the address side of the article, *leaving the receipt attached*, and present the article at a post office service window or hand it to your rural carrier. (*no extra charge*)
3. If you do not want this receipt postmarked, stick the gummed stub on the left portion of the address side of the article, detach and retain the receipt, and mail the article.
4. If you want a return receipt, write the certified-mail number and your name and address on a return receipt card, Form 3811, and attach it to the back of the article by means of the gummed ends. Endorse front of article **RETURN RECEIPT REQUESTED**. (*Fees—10¢ or 35¢.*)
5. If you want the article delivered only to the addressee, endorse it on the front **DELIVER TO ADDRESSEE ONLY**. (*Fee—50¢.*) Place the same endorsement in line 2 of the return receipt card.
6. Save this receipt and present it if you make inquiry.

POST OFFICE DEPARTMENT
OFFICIAL BUSINESS

PENALTY FOR PRIVATE USE TO AVOID
PAYMENT OF POSTAGE \$30

POSTMARK OF
DELIVERING OFFICE

INSTRUCTIONS: Show name and address below and
complete instructions on other side, where applicable.
Moisten gummed ends, attach and hold firmly to back
of article. Print on front of article **RETURN**
RECEIPT REQUESTED.

RETURN
TO

VINCENT VESPIA, CITY CLERK
CITY HALL
PROVIDENCE, R.I., 02903

055-16-71246-8

POD Form 3811 Oct. 1965

INSTRUCTIONS TO DELIVERING EMPLOYEE

☐ Show to whom and when delivered
☐ Show to whom, when, and address where delivered
☐ Deliver ONLY to addressee
(Additional charges required for these services)

RECEIPT

Received the numbered article described below.

REGISTERED NO.	SIGNATURE OR NAME OF ADDRESSEE (Must always be filled in)	
CERTIFIED NO.	1	2
INSURED NO.	SIGNATURE OF ADDRESSEE'S AGENT, IF ANY	
DATE DELIVERED	SHOW WHERE DELIVERED (only if requested)	

74475R

Burleigh Co.

M. Z. L. L. L.

4-6-66

No. 741076

RECEIPT FOR CERTIFIED MAIL—20¢

SENT TO

POSTMARK
OR DATE

ANTONIO J BRUNO & WF
ANTOINETTE M
48 DE SOTO ST
PROVIDENCE, R. I.



02-536-820

July 1965

NOT FOR INTERNATIONAL MAIL

1. Stick postage stamps to your article to pay:
 BASIC CHARGES
 Certified fee—20¢
 Postage (first-class or airmail)
2. If you want this receipt postmarked, stick the gummed stub on the left portion of the address side of the article, *leaving the receipt attached*, and present the article at a post office service window or hand it to your rural carrier. (*no extra charge*)
3. If you do not want this receipt postmarked, stick the gummed stub on the left portion of the address side of the article, detach and retain the receipt, and mail the article.
4. If you want a return receipt, write the certified-mail number and your name and address on a return receipt card, Form 3811, and attach it to the back of the article by means of the gummed ends. Endorse front of article RETURN RECEIPT REQUESTED. (*Fees—10¢ or 35¢.*)
5. If you want the article delivered only to the addressee, endorse it on the front DELIVER TO ADDRESSEE ONLY. (*Fee—50¢.*) Place the same endorsement in line 2 of the return receipt card.
6. Save this receipt and present it if you make inquiry.

OPTIONAL SERVICES

Return receipt (10¢ or 35¢)
 Deliver to addressee only—50¢
 Special delivery

POST OFFICE DEPARTMENT
OFFICIAL BUSINESS

PENALTY FOR PRIVATE USE TO AVOID
PAYMENT OF POSTAGE, \$30

POSTMARK OF
DELIVERING OFFICE



INSTRUCTIONS: Show name and address below and
complete instructions on other side, where applicable.
Moisten gummed ends, attach and hold firmly to back
of article. Print on front of article **RETURN**
RECEIPT REQUESTED.

RETURN
TO

VINCENT VESPIA, CITY CLERK
CITY HALL
PROVIDENCE, R.I., 02903

65-16-71548-8

POD Form 3811 Oct. 1963

INSTRUCTIONS TO DELIVERING EMPLOYEE		
<input type="checkbox"/> Show to whom and when delivered	<input type="checkbox"/> Show to whom, when, and address where delivered	<input type="checkbox"/> Deliver ONLY to addressee
(Additional charges required for these services)		

RECEIPT

Received the numbered article described below.

REGISTERED NO. _____ SIGNATURE OR NAME OF ADDRESSEE (Must always be filled in)

CERTIFIED NO. _____

INSURED NO. _____

1 + *Antonio J. Buro*
2 SIGNATURE OF ADDRESSEE'S AGENT, IF ANY

DATE DELIVERED _____

SHOW WHERE DELIVERED (only if requested)

No. 741077

RECEIPT FOR CERTIFIED MAIL—20¢

SENT TO

POSTMARK
OR DATE

MADALENA BUCCOLIERO
221 VALLEY ST
PROVIDENCE, R. I.



02-549-200

July 1965

NOT FOR INTERNATIONAL MAIL

1. Stick postage stamps to your article to pay:

BASIC CHARGES

Certified fee—20¢

Postage (first-class or airmail)

OPTIONAL SERVICES

Return receipt (10¢ or 35¢)

Deliver to addressee only—50¢

Special delivery

2. If you want this receipt postmarked, stick the gummed stub on the left portion of the address side of the article, *leaving the receipt attached*, and present the article at a post office service window or hand it to your rural carrier. (*no extra charge*)
3. If you do not want this receipt postmarked, stick the gummed stub on the left portion of the address side of the article, detach and retain the receipt, and mail the article.
4. If you want a return receipt, write the certified-mail number and your name and address on a return receipt card, Form 3811, and attach it to the back of the article by means of the gummed ends. Endorse front of article **RETURN RECEIPT REQUESTED**. (*Fees—10¢ or 35¢.*)
5. If you want the article delivered only to the addressee, endorse it on the front **DELIVER TO ADDRESSEE ONLY**. (*Fee—50¢.*) Place the same endorsement in line 2 of the return receipt card.
6. Save this receipt and present it if you make inquiry.

POST OFFICE DEPARTMENT
OFFICIAL BUSINESS

PENALTY FOR PRIVATE USE TO AVOID
PAYMENT OF POSTAGE, \$300

	<p>POSTMARK OF DELIVERING OFFICE</p> <p>936 1966 APR 24</p> <p>RETURN</p>
<p>INSTRUCTIONS: Show name and address below and complete instructions on other side, where applicable. Moistened gummed ends, attach and hold firmly to back of article. Print on front of article RETURN RECEIPT REQUESTED.</p>	

VINCENT VESPIA, CITY CLERK
CITY HALL
PROVIDENCE, R.I., 02903

INSTRUCTIONS TO DELIVERING EMPLOYEE

☐ Show to whom and when delivered ☐ Show to whom, when, and address where delivered ☐ Deliver ONLY to addressee

(Additional charges required for these services)

RECEIPT

Received the numbered article described below.

REGISTERED NO. SIGNATURE OR NAME OF ADDRESSEE (Must always be filled in)

CERTIFIED NO.

74/077

INSURED NO.

Mr. William J. Nixon

SIGNATURE OF ADDRESSEE'S AGENT, IF ANY

Mr. William J. Nixon

DATE DELIVERED

SHOW WHERE DELIVERED (only if requested)

APR 7 1966

No. 741078

RECEIPT FOR CERTIFIED MAIL—20¢

SENT TO

POSTMARK
OR DATE

BENEDETTO A BUONANNO AND W
ANGELINA
271 CANAL ST
PROVIDENCE, R. I.



02-569-980

July 1965

NOT FOR INTERNATIONAL MAIL

1. Stick postage stamps to your article to pay:

BASIC CHARGES

Certified fee—20¢

Postage (first-class or airmail)

OPTIONAL SERVICES

Return receipt (10¢ or 35¢)

Deliver to addressee only—50¢

Special delivery

2. If you want this receipt postmarked, stick the gummed stub on the left portion of the address side of the article, *leaving the receipt attached*, and present the article at a post office service window or hand it to your rural carrier. (*no extra charge*)
3. If you do not want this receipt postmarked, stick the gummed stub on the left portion of the address side of the article, detach and retain the receipt, and mail the article.
4. If you want a return receipt, write the certified-mail number and your name and address on a return receipt card, Form 3811, and attach it to the back of the article by means of the gummed ends. Endorse front of article RETURN RECEIPT REQUESTED. (*Fees—10¢ or 35¢.*)
5. If you want the article delivered only to the addressee, endorse it on the front DELIVER TO ADDRESSEE ONLY. (*Fee—50¢.*) Place the same endorsement in line 2 of the return receipt card.
6. Save this receipt and present it if you make inquiry.

POST OFFICE DEPARTMENT
OFFICIAL BUSINESS

PENALTY FOR PRIVATE USE TO AVOID
PAYMENT OF POSTAGE, \$300

POSTMARK OF
DELIVERING OFFICE

1935

INSTRUCTIONS: Show name and address below and
complete instructions on other side, where applicable.
Moisten gummed ends, attach and hold firmly to back
of article. Print on front of article **RETURN**
RECEIPT REQUESTED.

RETURN
TO

VINCENT VESPIA, CITY CLERK
CITY HALL
PROVIDENCE, R.I., 02903

INSTRUCTIONS TO DELIVERING EMPLOYEE

☐ Show to whom and when delivered ☐ Show to whom, when, and address where delivered ☐ Deliver ONLY to addressee
(Additional charges required for these services)

RECEIPT

Received the numbered article described below.

REGISTERED NO.	SIGNATURE OR NAME OF ADDRESSEE (Must always be filled in)	
CERTIFIED NO.	1	2
INSURED NO.	SIGNATURE OF ADDRESSEE'S AGENT, IF ANY	
DATE DELIVERED	SHOW WHERE DELIVERED (only if requested)	

ACCOUNT NUMBER	PLAT	LOT	LAND VALUATION	BUILDING VALUATION	TOTAL VALUATION	BLDG. AS P/P	AREA CODE	GRAND TOTAL	SPECIAL TAX	INSTALLMENT PER YR FOR 25YRS
02-569-980	10	22	4,200	8,660	12,860		0	24,850	335.48	13.41
✓ VINCENT BUONANNO AND WF LENA										
36 BOYLSTON AVE										
02-571-100	20	10	58,500	460	58,960		0	58,960	795.96	31.83
✓ WALTER S BURGESS & WIFE S EST										
291 WESTMINSTER ST										
RONALD C GREEN JR										
2200 INDUSTRIAL BANK BLDG										
THEODORE F GREEN ET ALS TR										
32 WESTMINSTER ST										
02-577-600	25	346	397,750	191,070	588,820		0	588,820	7,949.07	317.96
✓ FREDERICK A BYLAND AND										
WIFE WINIFRED C										
1 GILES PLACE										
02-626-200	65	564	1,360	8,090	9,450		0	9,450	127.58	5.10


No. 741079

RECEIPT FOR CERTIFIED MAIL—20¢

SENT TO

POSTMARK
OR DATE

VINCENT BUONANNO AND WF L
36 BOYLSTON AVE
PROVIDENCE, R. I.



02-571-100

July 1965

NOT FOR INTERNATIONAL MAIL

1. Stick postage stamps to your article to pay:
 BASIC CHARGES
 Certified fee—20¢
 Postage (first-class or airmail)
2. If you want this receipt postmarked, stick the gummed stub on the left portion of the address side of the article, *leaving the receipt attached*, and present the article at a post office service window or hand it to your rural carrier. (*no extra charge*)
3. If you do not want this receipt postmarked, stick the gummed stub on the left portion of the address side of the article, detach and retain the receipt, and mail the article.
4. If you want a return receipt, write the certified-mail number and your name and address on a return receipt card, Form 3811, and attach it to the back of the article by means of the gummed ends. Endorse front of article RETURN RECEIPT REQUESTED. (*Fees—10¢ or 35¢.*)
5. If you want the article delivered only to the addressee, endorse it on the front DELIVER TO ADDRESSEE ONLY. (*Fee—50¢.*) Place the same endorsement in line 2 of the return receipt card.
6. Save this receipt and present it if you make inquiry.

OPTIONAL SERVICES

- Return receipt (10¢ or 35¢)
- Deliver to addressee only—50¢
- Special delivery

POST OFFICE DEPARTMENT
OFFICIAL BUSINESS

PENALTY FOR PRIVATE USE TO AVOID
PAYMENT OF POSTAGE, \$300

POSTMARK OF
DELIVERING OFFICE



INSTRUCTIONS: Show name and address below and
complete instructions on other side, where applicable.
Moisten gummed ends, attach and hold firmly to back
of article. Print on front of article **RETURN**
RECEIPT REQUESTED.

RETURN
TO

VINCENT VESPIA, CITY CLERK
CITY HALL
PROVIDENCE, R.I., 02903

655-16-71548-8

POD Form 3811 Oct. 1965

☐ **INSTRUCTIONS TO DELIVERING EMPLOYEE**
☐ Show to whom and when delivered ☐ Show to whom, when, and address where delivered ☐ Deliver ONLY to addressee
(Additional charges required for these services)

RECEIPT

Received the numbered article described below.

REGISTERED NO. SIGNATURE OR NAME OF ADDRESSEE (Must always be filled in)

CERTIFIED NO.

741079

INSURED NO.

1 *Lena B. Brown*
2 SIGNATURE OF ADDRESSEE'S AGENT, IF ANY

DATE DELIVERED

SHOW WHERE DELIVERED (only if requested)

4/2/66

AHAR

No. 741080

RECEIPT FOR CERTIFIED MAIL—20¢

SENT TO

POSTMARK
OR DATE

WALTER S BURGESS & WIFE S EST
291 WESTMINSTER ST
PROVIDENCE, R. I.



02-577-600

July 1965

NOT FOR INTERNATIONAL MAIL

CITY HALL
PROVIDENCE, R.I., 02903

POD Form 3

INSTRUCTIONS TO DELIVERING EMPLOYEE

☐ Show to whom and when delivered ☐ Show to whom, when, and address where delivered ☐ Deliver ONLY to addressee
(Additional charges required for these services)

RECEIPT

Received the numbered article described below.

REGISTERED NO. SIGNATURE OR NAME OF ADDRESSEE (Must always be filed in)

CERTIFIED NO.

741080

INSURED NO.

Walter S. Burger & Wife, Inc.

SIGNATURE OF ADDRESSEE'S AGENT, IF ANY

DATE DELIVERED

APR 1, 1966

SHOW WHERE DELIVERED (only if requested)

J. Egan

65-10-71548-8 GPO

No. 741081

RECEIPT FOR CERTIFIED MAIL—20¢

SENT TO

POSTMARK
OR DATE

RONALD C GREEN JR
2200 INDUSTRIAL BANK BLDG
PROVIDENCE, R. I.



02-577-600

July 1965

NOT FOR INTERNATIONAL MAIL

1. Stick postage stamps to your article to pay:
BASIC CHARGES
Certified fee—20¢
Postage (first-class or airmail)
2. If you want this receipt postmarked, stick the gummed stub on the left portion of the address side of the article, *leaving the receipt attached*, and present the article at a post office service window or hand it to your rural carrier. (*no extra charge*)
3. If you do not want this receipt postmarked, stick the gummed stub on the left portion of the address side of the article, detach and retain the receipt, and mail the article.
4. If you want a return receipt, write the certified-mail number and your name and address on a return receipt card, Form 3811, and attach it to the back of the article by means of the gummed ends. Endorse front of article RETURN RECEIPT REQUESTED. (*Fees—10¢ or 35¢.*)
5. If you want the article delivered only to the addressee, endorse it on the front DELIVER TO ADDRESSEE ONLY. (*Fee—50¢.*) Place the same endorsement in line 2 of the return receipt card.
6. Save this receipt and present it if you make inquiry.

OPTIONAL SERVICES

Return receipt (10¢ or 35¢)
Deliver to addressee only—50¢
Special delivery

POST OFFICE DEPARTMENT
OFFICIAL BUSINESS

PENALTY FOR PRIVATE USE TO AVOID
PAYMENT OF POSTAGE \$300

POSTMARK OF
DELIVERING OFFICE

INSTRUCTIONS: Show name and address below and
complete instructions on other side, where applicable.
Moisten gummed ends, attach and hold firmly to back
of article. Print on front of article **RETURN**
RECEIPT REQUESTED.

**← RETURN
TO**

VINCENT VESPIA, CITY CLERK
CITY HALL
PROVIDENCE, R.I., 02903

55-10-71548-8

Oct. 1965

3811 Form

INSTRUCTIONS TO DELIVERING EMPLOYEE

☐ Show to whom and when delivered ☐ Show to whom, when, and address where delivered ☐ Deliver ONLY to addressee
(Additional charges required for these services)

RECEIPT

Received the numbered article described below.

REGISTERED NO.	SIGNATURE OR NAME OF ADDRESSEE (Must always be filled in)	
CERTIFIED NO. 74/0872	1	2
INSURED NO.	SIGNATURE OF ADDRESSEE'S AGENT, IF ANY Wiedred Kiley	
DATE DELIVERED 4-6-66	SHOW WHERE DELIVERED (only if requested)	

RECEIPT FOR REGISTERED MAIL—20¢

SENT TO


POSTMARK
OR DATE

THEODORE F GREEN ET ALS TR
32 WESTMINSTER ST
PROVIDENCE, R. I.

02-577-600

July 1965

NOT FOR INTERNATIONAL MAIL



No. 741082

1. Stick postage stamps to your article to pay:

BASIC CHARGES.

Certified fee—20¢


Postage (first-class or airmail)

OPTIONAL SERVICES

Return receipt (10¢ or 35¢)

Deliver to addressee only—50¢


Special delivery

2. If you want this receipt postmarked, stick the gummed stub on the left portion of the address side of the article, *leaving the receipt attached*, and present the article at a post office service window or hand it to your rural carrier. (*no extra charge*)
3. If you do not want this receipt postmarked, stick the gummed stub on the left portion of the address side of the article, detach and retain the receipt, and mail the article.
4. If you want a return receipt, write the certified-mail number and your name and address on a return receipt card, Form 3811, and attach it to the back of the article by means of the gummed ends. Endorse front of article **RETURN RECEIPT REQUESTED**. (*Fees—10¢ or 35¢.*)
5. If you want the article delivered only to the addressee, endorse it on the front **DELIVER TO ADDRESSEE ONLY**. (*Fee—50¢*). Place the same endorsement in line 2 of the return receipt card.
6. Save this receipt and present it  ~~to the post office~~.

POST OFFICE DEPARTMENT
OFFICIAL BUSINESS

PENALTY FOR PRIVATE USE TO VOID
PAYMENT OF POSTAGE \$300

POSTMARK OF
DELIVERING OFFICE



INSTRUCTIONS: Show name and address below and
complete instructions on other side, where applicable.
Moisten gummed ends, attach and hold firmly to back
of article. Print on front of article **RETURN**
RECEIPT REQUESTED.

RETURN
TO

VINCENT VESPIA, CITY CLERK
CITY HALL
PROVIDENCE, R.I., 02903

INSTRUCTIONS TO DELIVERING EMPLOYEE	
<input type="checkbox"/> Show to whom and when delivered	<input type="checkbox"/> Show to whom, when, and address where delivered to addressee
(Additional charges required for these services)	

RECEIPT

Received the numbered article described below.

REGISTERED NO.	SIGNATURE, OR NAME OF ADDRESSEE (Must always be filled in)	
	1	2
CERTIFIED NO. 241082	SIGNATURE OF ADDRESSEE'S AGENT, IF ANY Mary G. Carter	
INSURED NO.	SHOW WHERE DELIVERED (only if requested)	
DATE DELIVERED 4-6-66		

No. 741083

RECEIPT FOR CERTIFIED MAIL—20¢

SENT TO

POSTMARK
OR DATE

FREDERICK A BYLAND AND
WIFE WINIFRED C
1 GILES PLACE
PROVIDENCE, R. I.



02-626-200

NOT FOR INTERNATIONAL MAIL

July 1965

1. Stick postage stamps to your article to pay:

BASIC CHARGES

Certified fee—20¢

Postage (first-class or airmail)

OPTIONAL SERVICES

Return receipt (10¢ or 35¢)

Deliver to addressee only—50¢


Special delivery

2. If you want this receipt postmarked, stick the gummed stub on the left portion of the address side of the article, *leaving the receipt attached*, and present the article at a post office service window or hand it to your rural carrier. (*no extra charge*)
3. If you do not want this receipt postmarked, stick the gummed stub on the left portion of the address side of the article, detach and retain the receipt, and mail the article.
4. If you want a return receipt, write the certified-mail number and your name and address on a return receipt card, Form 3811, and attach it to the back of the article by means of the gummed ends. Endorse front of article **RETURN RECEIPT REQUESTED**. (*Fees—10¢ or 35¢.*)
5. If you want the article delivered only to the addressee, endorse it on the front **DELIVER TO ADDRESSEE ONLY**. (*Fees—50¢.*) Place the same endorsement in line 2 of the return receipt card.
6. Save this receipt and present it if you make inquiry.

POST OFFICE DEPARTMENT
OFFICIAL BUSINESS

PENALTY FOR PRIVATE USE TO AVOID
PAYMENT OF POSTAGE, \$300

POSTMARK OF
DELIVERING OFFICE



INSTRUCTIONS: Show name and address below and
complete instructions on other side, where applicable.
Moisten gummed ends, attach and hold firmly to back
of article. Print on front of article **RETURN**
RECEIPT REQUESTED.

RETURN
TO

VINCENT VESPIA, CITY CLERK
CITY HALL
PROVIDENCE, R.I., 02903

3811 Oct. 1965

POD Form 3811 Oct. 1965

INSTRUCTIONS TO DELIVERING EMPLOYEE

☐ Show to whom and when delivered ☐ Show to whom, when, and address where delivered ☐ Deliver ONLY to addressee
(Additional charges required for these services)

RECEIPT

Received the numbered article described below.

REGISTERED NO.	SIGNATURE OR NAME OF ADDRESSEE (Must always be filled in)	
	1	2
CERTIFIED NO.	SIGNATURE OF ADDRESSEE'S AGENT, IF ANY	
341083	/	
INSURED NO.		
DATE DELIVERED	SHOW WHERE DELIVERED (only if requested)	
4-6-66		

ACCOUNT NUMBR	PLAT	LOT	LAND VALUATION	BUILDING VALUATION	TOTAL VALUATION	BLDGS. AS P/P	AREA CODE	GRAND TOTAL	SPECIAL TAX	INSTALLMENT PER YR FOR 25YRS
C AND R REALTY CORP 532 KINSLEY AVE 03-000-884	27	1	47,940	32,920	80,860		0	80,860	1,091.61	43.66
FRANK J CALCAGNI ET ALS TRS OF INDUSTRIAL FOUNDATION OF RHODE ISLAND U IND OF TR DATED 1 26 59 AMENDED 10 6 59 C O SHORT LINE P O BOX 1116 ANNEX										
SHORT LINE INCORPORATED P O BOX 1116 ANNEX 03-025-805	25	138	272,970	399,510	672,480		0	672,480	9,078.48	363.13
THOMAS CAMPAGNONE AND WF MICHELINA 191 RANKIN AVE										
03-059-910	33	582	1,140		1,140		1	1,140	15.39	.61
FALCO B CAMPANA 135 WHITFORD AVE 03-059-950	33	363	1,250	6,350	7,600		1	7,600	102.60	4.10
EDWARD H CAMPBELL 10 SEAVIEW AVE EDGEWOOD R I										
03-067-755	20	142	28,550		28,550		0	28,550	385.43	15.41
MARGARET I CAMPBELL ESTATE BRADFORD CAMPBELL JR AND DONALD CAMPBELL 230 BUTLER AVE 03-069-840	20	302	10,360	150	10,510		0	10,510	141.89	5.67

No. 741084

RECEIPT FOR CERTIFIED MAIL—20¢

SENT TO

POSTMARK
OR DATE

C AND R REALTY CORP
532 KINSLEY AVE
PROVIDENCE, R. I.



03-000-884

July 1965

NOT FOR INTERNATIONAL MAIL

1. Stick postage stamps to your article to pay:
 BASIC CHARGES
 Certified fee—20¢
 Postage (first-class or airmail)
2. If you want this receipt postmarked, stick the gummed stub on the left portion of the address side of the article, *leaving the receipt attached*, and present the article at a post office service window or hand it to your rural carrier. (*no extra charge*)
3. If you do not want this receipt postmarked, stick the gummed stub on the left portion of the address side of the article, detach and retain the receipt, and mail the article.
4. If you want a return receipt, write the certified-mail number and your name and address on a return receipt card, Form 3811, and attach it to the back of the article by means of the gummed ends. Endorse front of article RETURN RECEIPT REQUESTED. (*Fees—10¢ or 35¢.*)
5. If you want the article delivered only to the addressee, endorse it on the front DELIVER TO ADDRESSEE ONLY. (*Fee—50¢*). Place the same endorsement in line 2 of the return receipt card.
6. Save this receipt and present it if you make inquiry.


OPTIONAL SERVICES

Return receipt (10¢ or 35¢)
 Deliver to addressee only—50¢
 Special delivery

POST OFFICE DEPARTMENT
OFFICIAL BUSINESS

PENALTY FOR PRIVATE USE TO AVOID
PAYMENT OF POSTAGE, \$200

POSTMARK OF
DELIVERING OFFICE



INSTRUCTIONS: Show name and address below and
complete instructions on other side, where applicable.
Moisten gummed ends, attach and hold firmly to back
of article. Print on front of article **RETURN**
RECEIPT REQUESTED.

RETURN
TO

VINCENT VESPIA, CITY CLERK
CITY HALL
PROVIDENCE, R.I., 02903

05-18-71548-8

Oct. 1965

3811

POD Form

INSTRUCTIONS TO DELIVERING EMPLOYEE

☐ Show to whom and when delivered
☐ Show to whom, when, and address where delivered to addressee
(Additional charges required for these services)

RECEIPT

Received the numbered article described below.

REGISTERED NO. SIGNATURE OR NAME OF ADDRESSEE (*Names always be filled in*)

1

CERTIFIED NO.
74/089

2

INSURED NO.

SIGNATURE OF ADDRESSEE'S AGENT, IF ANY

DATE DELIVERED

SHOW WHERE DELIVERED (*only if requested*)

No. 741085

RECEIPT FOR CERTIFIED MAIL—20¢

SENT TO

POSTMARK
OR DATE

FRANK J CALCAGNI ET ALS
TRS OF INDUSTRIAL FOUNDATION
OF RHODE ISLAND U IND OF
DATED 1 26 59 AMENDED
10 6 59
C O, SHORT LINE



July 1965

NOT FOR INTERNATIONAL MAIL

(See other side)

1. Stick postage stamps to your article to pay:
 BASIC CHARGES
 Certified fee—20¢
 Postage (first-class or airmail)
 OPTIONAL SERVICES
 Return receipt (10¢ or 35¢)
 Deliver to addressee only—50¢

2. If you address service the article at a return address, ends.
3. If you address service the article at a return address, ends.
4. If you address service the article at a return address, ends.
5. If you address service the article at a return address, ends.
6. Save card.

P O BOX 1116 ANNEX
 PROVIDENCE, R. I.

03-025-805

POST OFFICE DEPARTMENT
OFFICIAL BUSINESS

035-18-71848-8

965

POSTMASTER: NO POSTAGE
NECESSARY IF MAILED
IN THE UNITED STATES

INSTRUCTIONS: Show name and address below and
complete instructions on other side, where applicable.
Moisten gummed ends, attach and hold firmly to back
of article. Print on front of article **RETURN**
RECEIPT REQUESTED.

035-18-71848-8

PROVIDENCE, R.I.

PROVIDENCE, R.I., 02903

035-18-71848-8

PROVIDENCE, R.I.

PROVIDENCE, R.I., 02903

035-18-71848-8

PROVIDENCE, R.I.

PROVIDENCE, R.I., 02903

035-18-71848-8

PROVIDENCE, R.I.

PROVIDENCE, R.I., 02903

035-18-71848-8

PROVIDENCE, R.I.

PROVIDENCE, R.I., 02903

035-18-71848-8

PROVIDENCE, R.I.

PROVIDENCE, R.I., 02903

035-18-71848-8

PROVIDENCE, R.I.

PROVIDENCE, R.I., 02903

035-18-71848-8

PROVIDENCE, R.I.

PROVIDENCE, R.I., 02903

035-18-71848-8

PROVIDENCE, R.I.

PROVIDENCE, R.I., 02903

035-18-71848-8

PROVIDENCE, R.I.

PROVIDENCE, R.I., 02903

035-18-71848-8

PROVIDENCE, R.I.

PROVIDENCE, R.I., 02903

035-18-71848-8

PROVIDENCE, R.I.

PROVIDENCE, R.I., 02903

035-18-71848-8

PROVIDENCE, R.I.

PROVIDENCE, R.I., 02903

035-18-71848-8

PROVIDENCE, R.I.

PROVIDENCE, R.I., 02903

035-18-71848-8

PROVIDENCE, R.I.

PROVIDENCE, R.I., 02903

035-18-71848-8

PROVIDENCE, R.I.

PROVIDENCE, R.I., 02903

035-18-71848-8

PROVIDENCE, R.I.

PROVIDENCE, R.I., 02903

035-18-71848-8

PROVIDENCE, R.I.

PROVIDENCE, R.I., 02903

035-18-71848-8

PROVIDENCE, R.I.

PROVIDENCE, R.I., 02903

035-18-71848-8

PROVIDENCE, R.I.

PROVIDENCE, R.I., 02903

035-18-71848-8

PROVIDENCE, R.I.

PROVIDENCE, R.I., 02903

035-18-71848-8

PROVIDENCE, R.I.

PROVIDENCE, R.I., 02903

035-18-71848-8

INSTRUCTIONS TO DELIVERING EMPLOYEE

☐ Show to whom and when delivered
☐ Show to whom, when, and address where delivered to addressee
 (Additional charges required for these services)

RECEIPT

Received the numbered article described below.

REGISTERED NO. SIGNATURE OR NAME OF ADDRESSEE (Must always be filled in)

CERTIFIED NO.

741085

INSURED NO.

SIGNATURE OF ADDRESSEE'S AGENT, IF ANY

DATE DELIVERED

SHOW WHERE DELIVERED (only if requested)

No. 741086

RECEIPT FOR CERTIFIED MAIL—20¢

SENT TO

POSTMARK
OR DATE

SHORT LINE INCORPORATED
P O BOX 1116 ANNEX
PROVIDENCE, R. I.

03-025-805



July 1965

NOT FOR INTERNATIONAL MAIL

1. Stick postage stamps to your article to pay:

BASIC CHARGES

Certified fee—20¢

Postage (first-class or airmail)

OPTIONAL SERVICES

Return receipt (10¢ or 35¢)

Deliver to addressee only—50¢

Special delivery

2. If you want this receipt postmarked, stick the gummed stub on the left portion of the address side of the article, *leaving the receipt attached*, and present the article at a post office service window or hand it to your rural carrier. (*no extra charge*)
3. If you do not want this receipt postmarked, stick the gummed stub on the left portion of the address side of the article, detach and retain the receipt, and mail the article.
4. If you want a return receipt, write the certified-mail number and your name and address on a return receipt card, Form 3811, and attach it to the back of the article by means of the gummed ends. Endorse front of article RETURN RECEIPT REQUESTED. (*Fees—10¢ or 35¢.*)
5. If you want the article delivered only to the addressee, endorse it on the front DELIVER TO ADDRESSEE ONLY. (*Fee—50¢.*) Place the same endorsement in line 2 of the return receipt card.
6. Save this receipt and present it if you make inquiry.

POST OFFICE DEPARTMENT
OFFICIAL BUSINESS

POST OFFICE DEPARTMENT
OFFICIAL BUSINESS

65-16-71648-8

PENALTY FOR PRIVATE USE TO AVOID PAYMENT OF POSTAGE \$300	
POST OFFICE DENVER, COLO. 80011 APR 1965	
RETURN TO	
INSTRUCTIONS: Show name and address below and complete instructions on other side, where applicable. Mount gummed ends, attach and hold firmly to back of article. Print on front of article RETURN RECEIPT REQUESTED.	

VINCENT VESPIA, CITY CLERK
CITY HALL
PROVIDENCE, R.I., 02903

POD Form 3811 Oct. 1965

INSTRUCTIONS TO DELIVERING EMPLOYEE

☐ Show to whom and when delivered ☐ Show to whom, when, and address where delivered ☐ Deliver ONLY to addressee
(Additional charges required for these services)

RECEIPT

Received the numbered article described below.

REGISTERED NO.	SIGNATURE OR NAME OF ADDRESSEE (Must always be filled in)	
	1	2
CERTIFIED NO. 741086	Short Line Bus	
INSURED NO.	SIGNATURE OF ADDRESSEE'S AGENT, IF ANY Joyce Chapman	
DATE DELIVERED 5/15/66	SHOW WHERE DELIVERED (only if requested)	

No. 741087

RECEIPT FOR CERTIFIED MAIL—20¢

SENT TO

POSTMARK
OR DATE

THOMAS CAMPAGNONE AND WF
MICHELINA
191 RANKIN AVE
PROVIDENCE, R. I.



03-059-910

July 1965

NOT FOR INTERNATIONAL MAIL

1. Stick postage stamps to your article to pay:

BASIC CHARGES

Certified fee—20¢

Postage (first-class or airmail)

OPTIONAL SERVICES

Return receipt (10¢ or 35¢)

Deliver to addressee only—50¢

Special delivery

2. If you want this receipt postmarked, stick the gummed stub on the left portion of the address side of the article, *leaving the receipt attached*, and present the article at a post office service window or hand it to your rural carrier. (*no extra charge*)
3. If you do not want this receipt postmarked, stick the gummed stub on the left portion of the address side of the article, detach and retain the receipt, and mail the article.
4. If you want a return receipt, write the certified-mail number and your name and address on a return receipt card, Form 3811, and attach it to the back of the article by means of the gummed ends. Endorse front of article **RETURN RECEIPT REQUESTED**. (*Fees—10¢ or 35¢.*)
5. If you want the article delivered only to the addressee, endorse it on the front **DELIVER TO ADDRESSEE ONLY**. (*Fee—50¢.*) Place the same endorsement in line 2 of the return receipt card.
6. Save this receipt and present it if you make inquiry.

POST OFFICE DEPARTMENT
OFFICIAL BUSINESS

PENALTY FOR PRIVATE USE TO AVOID
PAYMENT OF POSTAGE \$300

POSTMARK OF
DELIVERING OFFICE

INSTRUCTIONS: Show name and address below and
complete instructions on other side, where applicable.
Moisten gummed ends, attach and hold firmly to back
of article. Print on front of article RETURN
RECEIPT REQUESTED.

RETURN
TO

VINCENT VESPIA, CITY CLERK
CITY HALL
PROVIDENCE, R.I., 02903

INSTRUCTIONS TO DELIVERING EMPLOYEE

☐ Show to whom and when delivered ☐ Show to whom, when, and address where delivered ☐ Deliver ONLY to addressee
(Additional charges required for these services)

RECEIPT

Received the numbered article described below.

REGISTERED NO. SIGNATURE OR NAME OF ADDRESSEE (Must always be filled in)

CERTIFIED NO.

741087

INSURED NO.

SIGNATURE OF ADDRESSEE'S AGENT, IF ANY

DATE DELIVERED

SHOW WHERE DELIVERED (only if requested)

No. 741088

RECEIPT FOR CERTIFIED MAIL—20¢

SENT TO

POSTMARK
OR DATE

FALCO B CAMPANA
135 WHITFORD AVE
PROVIDENCE, R. I.



03-059-950

JULY 1965

NOT FOR INTERNATIONAL MAIL

1. Stick postage stamps to your article to pay:
 BASIC CHARGES
 Certified fee—20¢
 Postage (first-class or airmail)
2. If you want this receipt postmarked, stick the gummed stub on the left portion of the address side of the article, *leaving the receipt attached*, and present the article at a post office service window or hand it to your rural carrier. (*no extra charge*)
3. If you do not want this receipt postmarked, stick the gummed stub on the left portion of the address side of the article, detach and retain the receipt, and mail the article.
4. If you want a return receipt, write the certified-mail number and your name and address on a return receipt card, Form 3811, and attach it to the back of the article by means of the gummed ends. Endorse front of article RETURN RECEIPT REQUESTED. (*Fees—10¢ or 3½¢.*)
5. If you want the article delivered only to the addressee, endorse it on the front DELIVER TO ADDRESSEE ONLY. (*Fee—50¢.*) Place the same endorsement in line 2 of the return receipt card.
6. Save this receipt and present it if you make inquiry.

OPTIONAL SERVICES

Return receipt (10¢ or 3½¢)
 Deliver to addressee only—50¢
 Special delivery

POST OFFICE DEPARTMENT
OFFICIAL BUSINESS

PENALTY FOR PRIVATE USE TO AVOID
PAYMENT OF POSTAGE, \$300

POSTMARK OF
DELIVERING OFFICE

INSTRUCTIONS: Show name and address below and
complete instructions on other side, where applicable.
Masten gummed ends, attach and hold firmly to back
of article. Print on front of article RETURN
RECEIPT REQUESTED.

RETURN
TO

VINCENT VESPIA, CITY CLERK
CITY HALL
PROVIDENCE, R.I., 02903

INSTRUCTIONS TO DELIVERING EMPLOYEE
☐ Show to whom and when delivered
☐ Show to whom, when, and address where delivered ☐ Deliver ONLY to addressee
(Additional charges required for these services)

RECEIPT

Received the numbered article described below.

REGISTERED NO.	SIGNATURE OR NAME OF ADDRESSEE (<i>Must always be filled in</i>)	
CERTIFIED NO. 741088	1	SIGNATURE OF ADDRESSEE'S AGENT, IF ANY
INSURED NO.	2	
DATE DELIVERED 4-7-66	SHOW WHERE DELIVERED (<i>only if requested</i>)	


No. 741089

RECEIPT FOR CERTIFIED MAIL—20¢

SENT TO

POSTMARK
OR DATE

EDWARD H CAMPBELL
10 SEAVIEW AVE
EDGEWOOD R I



03-067-755

July 1965

NOT FOR INTERNATIONAL MAIL

1. Stick postage stamps to your article to pay:

BASIC CHARGES

Certified fee—20¢

Postage (first-class or airmail)

OPTIONAL SERVICES

Return receipt (10¢ or 35¢)

Deliver to addressee only—50¢

Special delivery

2. If you want this receipt postmarked, stick the gummed stub on the left portion of the address side of the article, *leaving the receipt attached*, and present the article at a post office service window or hand it to your rural carrier. (*no extra charge*)
3. If you do not want this receipt postmarked, stick the gummed stub on the left portion of the address side of the article, detach and retain the receipt, and mail the article.
4. If you want a return receipt, write the certified-mail number and your name and address on a return receipt card, Form 3811, and attach it to the back of the article by means of the gummed ends. Endorse front of article **RETURN RECEIPT REQUESTED**. (*Fees—10¢ or 35¢.*)
5. If you want the article delivered only to the addressee, endorse it on the front **DELIVER TO ADDRESSEE ONLY**. (*Fee—50¢*). Place the same endorsement in line 2 of the return receipt card.
6. Save this receipt and present it if you make inquiry.

POST OFFICE DEPARTMENT
OFFICIAL BUSINESS

PENALTY FOR PRIVATE USE TO AVOID
PAYMENT OF POSTAGE \$300

POSTMARK OF
DELIVERING OFFICE



INSTRUCTIONS: Show name and address below and
complete instructions on other side, where applicable.
Moisten gummed ends, attach and hold firmly to back
of article. Print on front of article **RETURN**
RECEIPT REQUESTED

RETURN
TO

VINCENT VESPIA, CITY CLERK
CITY HALL
PROVIDENCE, R.I., 02903


55-16-71548-8

3811 Oct. 1965

INSTRUCTIONS TO DELIVERING EMPLOYEE	
<input type="checkbox"/> Show to whom and when delivered	<input type="checkbox"/> Show to whom, when, and address where delivered to addressee
(Additional charges required for these services)	

RECEIPT

Received the numbered article described below.

REGISTERED NO.	SIGNATURE OF NAME OF ADDRESSEE (Must always be filed in)	
CERTIFIED NO.	1	
INSURED NO.	2	
SIGNATURE OF ADDRESSEE'S AGENT, IF ANY		

DATE DELIVERED	SHOW WHERE DELIVERED (only if requested)
THIRD CLASS	

No. 741090

RECEIPT FOR CERTIFIED MAIL—20¢

SENT TO

POSTMARK
OR DATE

MARGARET I CAMPBELL ESTATE
BRADFORD CAMPBELL JR AND
DONALD CAMPBELL
230 BUTLER AVE
PROVIDENCE, R. I.

03-069-840

July 1965

NOT FOR INTERNATIONAL MAIL



1. Stick postage stamps to your article to pay:

BASIC CHARGES

Certified fee—20¢

Postage (first-class or airmail)

OPTIONAL SERVICES

Return receipt (10¢ or 35¢)

Deliver to addressee only—50¢

Special delivery

2. If you want this receipt postmarked, stick the gummed stub on the left portion of the address side of the article, *leaving the receipt attached*, and present the article at a post office service window or hand it to your rural carrier. (*no extra charge*)
3. If you do not want this receipt postmarked, stick the gummed stub on the left portion of the address side of the article, detach and retain the receipt, and mail the article.
4. If you want a return receipt, write the certified-mail number and your name and address on a return receipt card, Form 3811, and attach it to the back of the article by means of the gummed ends. Endorse front of article RETURN RECEIPT REQUESTED. (*Fees—10¢ or 35¢*)
5. If you want the article delivered only to the addressee, endorse it on the front DELIVER TO ADDRESSEE ONLY. (*Fees—50¢*) Place the same endorsement in line 2 of the return receipt card.
6. Save this receipt and present it if you make inquiry.

POST OFFICE DEPARTMENT
OFFICIAL BUSINESS

PENALTY FOR PRIVATE USE TO AVOID
PAYMENT OF POSTAGE, \$500

POSTMARK OF
DELIVERING OFFICE

INSTRUCTIONS: Show name and address below and
complete instructions on other side, where applicable.
Moisten gummed ends, attach and hold firmly to back
of article. Print on front of article RETURN
RECEIPT REQUESTED.

RETURN
TO

VINCENT VESPIA, CITY CLERK
CITY HALL
PROVIDENCE, R.I., 02903

INSTRUCTIONS TO DELIVERING EMPLOYEE

☐ Show to whom and when delivered ☐ Show to whom, when, and address where delivered ☐ Deliver ONLY to addressee
(Additional charges required for these services)

RECEIPT

Received the numbered article described below.

REGISTERED NO.

SIGNATURE OR NAME OF ADDRESSEE (Must always be filled in)

CERTIFIED NO.

741090

INSURED NO.

SIGNATURE OF ADDRESSEE'S AGENT, IF ANY

DATE DELIVERED

SHOW WHERE DELIVERED (only if requested)



ACCOUNT NUMBER	PLAT	LOT	LAND VALUATION	BUILDING VALUATION	TOTAL VALUATION	BLDGS. AS P/P	AREA CODE	GRAND TOTAL	SPECIAL TAX	INSTALLMENT PER YR FOR 25YRS
CANAL PROPERTIES INC										
C O PHILIP SHNIDER										
269 CANAL ST										
03-077-750	10	25	4,180	8,740	12,920		0	12,920	174.42	6.97
CANAL REALTY CO										
315 CANAL ST										
03-077-780	10	46	8,110	13,960	22,070		1	22,070	297.95	11.91
CAPITOL HOLDINGS INC										
C/O WALTER ADLER										
530 HOSPITAL TRUST BLDG										
03-099-620	20	160	71,530	23,940	95,470		0	95,470	1,288.85	51.55
FRANCESCO G CAPOVERDE AND WF										
ANN M										
78 ROANOKE ST										
03-105-863	65	572	1,010	4,030	5,040		0	5,040	68.04	2.72
ANGELINA M A CARAMANTE										
400 VALLEY ST										
03-120-400	65	838	1,040	2,340	3,380		0	3,380	45.63	1.82
ANTHONY CARCHIA AND WF LENA										
57 VERNON ST										
03-126-866	10	38	6,360	7,570	13,930		0	13,930	188.06	7.52
CARLISLE INDUSTRIES INC										
357 WESTMINSTER ST										
03-147-145	20	44	94,450	28,950	123,400		0			
03-147-145	20	89	44,140	26,000	70,140		0	193,540	2,612.79	104.51
CARNEVALE BROTHERS FENCE CO										
380 VALLEY ST										
03-164-250	65	833	1,970	9,680	11,650		1	11,650	157.28	6.29


No. 741098

RECEIPT FOR CERTIFIED MAIL—20¢

SENT TO

POSTMARK
OR DATE

CARNEVALE BROTHERS FENCE CO
380 VALLEY ST
PROVIDENCE, R. I.



03-164-250

July 1965

NOT FOR INTERNATIONAL MAIL

1. Stick postage stamps to your article to pay:

BASIC CHARGES

Certified fee—20¢

Postage (first-class or airmail)

OPTIONAL SERVICES

Return receipt (10¢ or 35¢)

Deliver to addressee only—50¢

Special delivery

2. If you want this receipt postmarked, stick the gummed stub on the left portion of the address side of the article, *leaving the receipt attached*, and present the article at a post office service window or hand it to your rural carrier. (*no extra charge*)
3. If you do not want this receipt postmarked, stick the gummed stub on the left portion of the address side of the article, detach and retain the receipt, and mail the article.
4. If you want a return receipt, write the certified-mail number and your name and address on a return receipt card, Form 3811, and attach it to the back of the article by means of the gummed ends. Endorse front of article **RETURN RECEIPT REQUESTED**. (*Fees—10¢ or 35¢.*)
5. If you want the article delivered only to the addressee, endorse it on the front **DELIVER TO ADDRESSEE ONLY**. (*Fee—50¢.*) Place the same endorsement in line 2 of the return receipt card.
6. Save this receipt and present it if you make inquiry.

POST OFFICE DEPARTMENT
OFFICIAL BUSINESS

PENALTY FOR PRIVATE USE TO AVOID
PAYMENT OF POSTAGE, \$200

POSTMASTER
DELIVERING OFFICE

APR
6
1966

RETURN
TO

INSTRUCTIONS: Show name and address below and
complete instructions on other side, where applicable.
Moisten gummed ends, attach and hold firmly to back
of article. Print on front of article RETURN
RECEIPT REQUESTED.

VINCENT VESPIA, CITY CLERK
CITY HALL
PROVIDENCE, R.I., 02903

055-16-71548-8

Oct. 1965

3811 Form

INSTRUCTIONS TO DELIVERING EMPLOYEE

☐ Show to whom and when delivered ☐ Show to whom, when, and address where delivered ☐ Deliver ONLY to addressee
(Additional charges required for these services)

RECEIPT

Received the numbered article described below.

REGISTERED NO.	SIGNATURE OR NAME OF ADDRESSEE (Must always be filled in)	
CERTIFIED NO. 74098	1	Camacho Le Bras Juncos
INSURED NO.	2	SIGNATURE OF ADDRESSEE'S AGENT, IF ANY Michael Canjula
DATE DELIVERED 4-6-66	SHOW WHERE DELIVERED (only if requested)	

No. 741091

RECEIPT FOR CERTIFIED MAIL—20¢

SENT TO

POSTMARK
OR DATE

CANAL PROPERTIES INC
C O PHILIP SHNIDER
269 CANAL ST
PROVIDENCE, R. I.



03-077-750

July 1965

NOT FOR INTERNATIONAL MAIL

1. Stick postage stamps to your article to pay:

BASIC CHARGES

Certified fee—20¢

Postage (first-class or airmail)

OPTIONAL SERVICES

Return receipt (10¢ or 35¢)

Deliver to addressee only—50¢

Special delivery

2. If you want this receipt postmarked, stick the gummed stub on the left portion of the address side of the article, *leaving the receipt attached*, and present the article at a post office service window or hand it to your rural carrier. (*no extra charge*)
3. If you do not want this receipt postmarked, stick the gummed stub on the left portion of the address side of the article, detach and retain the receipt, and mail the article.
4. If you want a return receipt, write the certified-mail number and your name and address on a return receipt card, Form 3811, and attach it to the back of the article by means of the gummed ends. Endorse front of article RETURN RECEIPT REQUESTED. (*Fee—10¢ or 35¢.*)
5. If you want the article delivered only to the addressee, endorse it on the front DELIVER TO ADDRESSEE ONLY. (*Fee—50¢.*) Place the same endorsement in line 2 of the return receipt card.
6. Save this receipt and present it if you make inquiry.

POST OFFICE DEPARTMENT
OFFICIAL BUSINESS

PENALTY FOR PRIVATE USE TO AVOID
PAYMENT OF POSTAGE, \$300

POSTMARK OF
DELIVERING OFFICE

INSTRUCTIONS: Show name and address below and
complete instructions on other side, where applicable.
Moisten gummed ends, attach and hold firmly to back
of article. Print on front of article **RETURN**
RECEIPT REQUESTED.

← **RETURN**
TO

VINCENT VESPIA, CITY CLERK
CITY HALL
PROVIDENCE, R.I., 02903

056-16-71548-8

3811 Oct. 1965
POD Form

INSTRUCTIONS TO DELIVERING EMPLOYEE	
<input type="checkbox"/> Show to whom and when delivered	<input type="checkbox"/> Show to whom, when, and address where delivered <input type="checkbox"/> Deliver ONLY to addressee
(Additional charges required for these services)	

RECEIPT

Received the numbered article described below.

REGISTERED NO.	SIGNATURE OR NAME OF ADDRESSEE (Must always be filled in)	
CERTIFIED NO. 741091	1	Linda Production, Inc.
INSURED NO.	2	SIGNATURE OF ADDRESSEE'S AGENT, IF ANY Katherine Swader
DATE DELIVERED 4/8/66	SHOW WHERE DELIVERED (only if requested)	


No. 741092

RECEIPT FOR CERTIFIED MAIL—20¢

SENT TO

POSTMARK
OR DATE

CANAL REALTY CO
315 CANAL ST
PROVIDENCE, R. I.



03-077-780

July 1965

NOT FOR INTERNATIONAL MAIL

1. Stick postage stamps to your article to pay:

BASIC CHARGES

Certified fee—20¢
Postage (first-class or airmail)

OPTIONAL SERVICES

Return receipt (10¢ or 35¢)

Deliver to addressee only—50¢

Special delivery

2. If you want this receipt postmarked, stick the gummed stub on the left portion of the address side of the article, *leaving the receipt attached*, and present the article at a post office service window or hand it to your rural carrier. (*no extra charge*)
3. If you do not want this receipt postmarked, stick the gummed stub on the left portion of the address side of the article, detach and retain the receipt, and mail the article.
4. If you want a return receipt, write the certified-mail number and your name and address on a return receipt card, Form 3811, and attach it to the back of the article by means of the gummed ends. Endorse front of article **RETURN RECEIPT REQUESTED**. (*fee—10¢ or 35¢.*)
5. If you want the article delivered only to the addressee, endorse it on the front **DELIVER TO ADDRESSEE ONLY**. (*fee—50¢.*) Place the same endorsement in line 2 of the return receipt card.
6. Save this receipt and present it if you make inquiry.

POST OFFICE DEPARTMENT
OFFICIAL BUSINESS

PENALTY FOR PRIVATE USE TO AVOID
PAYMENT OF POSTAGE, \$300

035-16-71548-8

POSTMARK OF
DELIVERING OFFICE



INSTRUCTIONS: Show name and address below and
complete instructions on other side, where applicable.
Moisten gummed ends, attach and hold firmly to back
of article. Print on front of article **RETURN**
RECEIPT REQUESTED.

VINCENT VESPIA, CITY CLERK
CITY HALL
PROVIDENCE, R.I., 02903

1965

INSTRUCTIONS TO DELIVERING EMPLOYEE

☐ Show to whom and when delivered
☐ Show to whom, when, and address where delivered ☐ Deliver ONLY to addressee
(Additional charges required for these services)

RECEIPT

Received the numbered article described below.

REGISTERED NO. _____ SIGNATURE OR NAME OF ADDRESSEE *(Must always be filled in)*

CERTIFIED NO. 74

1

Charles J. ...

INSURED NO. _____

2

SIGNATURE OF ADDRESSEE'S AGENT, IF ANY

DATE DELIVERED

SHOW WHERE DELIVERED *(only if requested)*

Mar 3-6

No. 741093

RECEIPT FOR CERTIFIED MAIL—20¢

SENT TO

POSTMARK
OR DATE

CAPITOL HOLDINGS INC
C/O WALTER ADLER
530 HOSPITAL TRUST BLDG
PROVIDENCE, R. I.



03-099-620

POSTFORM 3600
July 1965

NOT FOR INTERNATIONAL MAIL

1. Stick postage stamps to your article to pay:

BASIC CHARGES

Certified fee—20¢

Postage (first-class or airmail)

OPTIONAL SERVICES

Return receipt (10¢ or 35¢)

Deliver to addressee only—50¢

Special delivery

2. If you want this receipt postmarked, stick the gummed stub on the left portion of the address side of the article, *leaving the receipt attached*, and present the article at a post office service window or hand it to your rural carrier. (*no extra charge*)
3. If you do not want this receipt postmarked, stick the gummed stub on the left portion of the address side of the article, detach and retain the receipt, and mail the article.
4. If you want a return receipt, write the certified-mail number and your name and address on a return receipt card, Form 3611, and attach it to the back of the article by means of the gummed ends. Endorse front of article **RETURN RECEIPT REQUESTED**. (*Fees—10¢ or 35¢.*)
5. If you want the article delivered only to the addressee, endorse it on the front **DELIVER TO ADDRESSEE ONLY**. (*Fee—50¢.*) Place the same endorsement in line 2 of the return receipt card.
6. Save this receipt and, present it if you make inquiry.

PENALTY FOR PRIVATE USE TO AVOID
PAYMENT OF POSTAGE, \$300

POSTMARK OF
DELIVERING OFFICE
5569

INSTRUCTIONS: Show name and address below and complete instructions on other side, where applicable. Moisten gummed ends, attach and hold firmly to back of article. Print on front of article **RETURN RECEIPT REQUESTED.**

**RETURN
TO**


VINCENT VESPIA, CITY CLERK
CITY HALL
PROVIDENCE, R.I., 02903

INSTRUCTIONS TO DELIVERING EMPLOYEE

☐ Show to whom and when delivered ☐ Show to whom, when, and address where delivered ☐ Deliver ONLY to addressee
(Additional charges required for these services)

RECEIPT

Received the numbered article described below.

REGISTERED NO.	SIGNATURE OR NAME OF ADDRESSEE (Must always be filled in)	
CERTIFIED NO.	1	 SIGNATURE OF ADDRESSEE'S AGENT, IF ANY
INSURED NO.	2	
DATE DELIVERED	SHOW WHERE DELIVERED (Only if requested)	

No. 741094

RECEIPT FOR CERTIFIED MAIL—20¢

SENT TO	POSTMARK OR DATE
FRANCESCO G CAPOVERDE AND ANN M 78 ROANOKE ST PROVIDENCE, R. I.	
APR 5 1966 PROVIDENCE, R. I.	
03-105-863	

1. Stick postage stamps to your article to pay:
- BASIC CHARGES**
Certified fee—20¢
Postage (first-class or airmail)
- OPTIONAL SERVICES**
Return receipt (10¢ or 35¢)
Deliver to addressee only—50¢
Special delivery
2. If you want this receipt postmarked, stick the gummed stub on the left portion of the address side of the article, *leaving the receipt attached*, and present the article at a post office service window or hand it to your rural carrier. (*no extra charge*)
3. If you do not want this receipt postmarked, stick the gummed stub on the left portion of the address side of the article, detach and retain the receipt, and mail the article.
4. If you want a return receipt, write the certified-mail number and your name and address on a return receipt card, Form 3811, and attach it to the back of the article by means of the gummed ends. Endorse front of article **RETURN RECEIPT REQUESTED**. (*Fees—10¢ or 35¢.*)
5. If you want the article delivered only to the addressee, endorse it on the front **DELIVER TO ADDRESSEE ONLY**. (*Fee—50¢*). Place the same endorsement in line 2 of the return receipt card.
6. Save this receipt and present it if ~~you~~ make inquiry.

POST OFFICE DEPARTMENT
OFFICIAL BUSINESS

PENALTY FOR PRIVATE USE TO AVOID
PAYMENT OF POSTAGE, \$300

INSTRUCTIONS: Show name and address below and complete instructions on other side, where applicable. Moisten gummed ends, attach and hold firmly to back of article. Place in front of article RETURN RECEIPT REQUESTED.	POSTMARK OF DELIVERING OFFICE
---	----------------------------------

**RETURN
TO**

VINCENT VESPIA, CITY CLERK
CITY HALL
PROVIDENCE, R.I., 02903

INSTRUCTIONS TO DELIVERING EMPLOYEE

☒ Show to whom and when delivered ☐ Show to whom, when, and address where delivered to addressee (Additional charges required for these services)

RECEIPT

Received the numbered article described below.

REGISTERED NO.	SIGNATURE OR NAME OF ADDRESSEE (Must always be filled in)	
CERTIFIED NO. 741094	1	2
INSURED NO.	SIGNATURE OF ADDRESSEE'S AGENT, IF ANY	

DATE DELIVERED JUN 7 1955	SHOW WHERE DELIVERED (only if requested)
------------------------------	--

RECEIPT FOR CERTIFIED MAIL—20¢

SENT TO

ANGELINA M A CARAMANTE
400 VALLEY ST
PROVIDENCE, R. I.

POSTMARK
OR DATE

PROVIDENCE, R. I. ANNEX STA
APR 6 1966

03-120-400
NOT FOR INTERNATIONAL MAIL

July 1965

No. 741095

POST OFFICE DEPARTMENT
OFFICIAL BUSINESS

PENALTY FOR PRIVATE USE TO AVOID
PAYMENT OF POSTAGE, \$300

POSTMARK OF
DELIVERING OFFICE

PROVIDENCE, R. I.
APR 6 1966

RETURN
TO

INSTRUCTIONS: Show name and address below and
complete instructions on other side, where applicable.
Moisten gummed ends, attach and hold firmly to back
of article. Print on front of article RETURN
RECEIPT REQUESTED.

VINCENT VESPIA, CITY CLERK
CITY HALL
PROVIDENCE, R.I., 02903

65-16-71548-8

POD Form 3811 Oct. 1965

INSTRUCTIONS TO DELIVERING EMPLOYEE

<input type="checkbox"/> Show to whom and when delivered	<input type="checkbox"/> Show to whom, when, and address where delivered	<input type="checkbox"/> Deliver ONLY to addressee
--	--	--

(Additional charges required for these services)

RECEIPT
Received the numbered article described below.
No. _____ SIGNATURE _____

SIGNATURE OR NAME OF ADDRESSEE (Must always be filled in)

INSURED NO.

SIGNATURE OF ADDRESSEE'S AGENT, IF ANY

SHOW WHERE DELIVERED (only if requested)

c55-16-71548-8 GPO

OPTIONAL SERVICES (10¢ or 35¢)
Receipt only—50¢

Return received by addressee only.
Deliver to address of the
special delivery left portion of the

Deliver to address

Basic Charges \$20.00

BASIC
Certified fee—20¢
Certified first class or airmail)

Certified fee
First-class or air mail
Certified fee
Postage (first-class or air mail)
Marked, stick the gum
Postage (first-class or air mail)

Postage (first-class)
 Return this receipt
 in the gummed stub on the article.
 (no extra charge)
 and mail the receipt
 attached, unopened, to the
 publisher.

If you want this article, leaving rural carrier, stick the receipt, and your name and address side, or hand it to your postmarked, stick the receipt, and by means of the gummed side, or print retain the number and your name and address side, by means of the gummed side.

address service do not want the article, detach the certified-mail number and retain the receipt postmarked and retain the article by means of 35c. **DELIVER TO** (Fees-10¢ of 35c.)

If you do not want a service charge, please return receipt, **NON RECEIPT**, and attach it on the front of the return receipt. If you do not want the certificate to be back of the return receipt, write the address side of the article, and attach it on the front of the return receipt. If you do not want the certificate to be back of the return receipt, write the address side of the article, and attach it on the front of the return receipt. If you do not want the certificate to be back of the return receipt, write the address side of the article, and attach it on the front of the return receipt.

If you want a return receipt, check box 3811 and attach the address label from Form 3811 to the address endorsement in line 7 of the turn receipt card. If you do not want a return receipt, check box 3810. The second endorsement in line 7 of the turn receipt card, "I hereby certify that the above information is true and correct," must be signed by the person who provided the information.

1965 O-786-595

★ GPO : 1965 O-786-786

If you want the article FREE ONLY. (Fee—30¢).
... make inquiry.

3. **ADDR**

6

☆ GPO : 1965 O-786-585

No. 741096

RECEIPT FOR CERTIFIED MAIL—20¢

SENT TO

POSTMARK
OR DATE

ANTHONY CARCHIA AND WF LENA
57 VERNON ST
PROVIDENCE, R. I.



03-126-866

July 1965

NOT FOR INTERNATIONAL MAIL

1. Stick postage stamps to your article to pay:
BASIC CHARGES
Certified fee—20¢
Postage (first-class or airmail)

OPTIONAL SERVICES
Return receipt (10¢ or 35¢)
Deliver to addressee only—50¢
Special delivery
2. If you want this receipt postmarked, stick the gummed stub on the left portion of the address side of the article, *leaving the receipt attached*, and present the article at a post office service window or hand it to your rural carrier. (*no extra charge*)
3. If you do not want this receipt postmarked, stick the gummed stub on the left portion of the address side of the article, detach and retain the receipt, and mail the article.
4. If you want a return receipt, write the certified-mail number and your name and address on a return receipt card, Form 3811, and attach it to the back of the article by means of the gummed ends. Endorse front of article RETURN RECEIPT REQUESTED. (*Fees—10¢ or 35¢.*)
5. If you want the article delivered only to the addressee, endorse it on the front DELIVER TO ADDRESSEE ONLY. (*Fee—50¢*). Place the same endorsement in line 2 of the return receipt card.
6. Save this receipt and present it if you make inquiry.

POST OFFICE DEPARTMENT
OFFICIAL BUSINESS

POST OFFICE DEPARTMENT
OFFICIAL BUSINESS

POST OFFICE DEPARTMENT
OFFICIAL BUSINESS

POSTMARK OF
DELIVERING OFFICE

INSTRUCTIONS: Show name and address below and
complete instructions on other side, where applicable.
Moisten gummed ends, attach and hold firmly to back
of article. Print on front of article **RETURN**
POSTAGE GUARANTEED

RETURN
TO

VINCENT VESPIA, CITY CLERK
CITY HALL
PROVIDENCE, R.I., 02903


55-10-71548-8

2011 Oct-1965

INSTRUCTIONS TO DELIVERING EMPLOYEE	
<input type="checkbox"/> Show to whom and when delivered	<input type="checkbox"/> Show to whom, when, and address where delivered to addressee
(Additional charges required for these services)	

RECEIPT

Received the numbered article described below.
REGISTERED NO. SIGNATURE OR NAME OF ADDRESSEE (Must always be filled in)

CERTIFIED NO. 7-11096	1		2
INSURED NO.	SIGNATURE OF ADDRESSEE'S AGENT, IF ANY		

DATE DELIVERED 4-7-66	SHOW WHERE DELIVERED (only if requested)
--------------------------	--


No. 741097

RECEIPT FOR CERTIFIED MAIL—20¢

SENT TO

POSTMARK
OR DATE

CARLISLE INDUSTRIES INC
357 WESTMINSTER ST
PROVIDENCE, R. I.



03-147-145

July 1965

NOT FOR INTERNATIONAL MAIL

1. Stick postage stamps to your article to pay:
 BASIC CHARGES
 Certified fee—20¢
 Postage (first-class or airmail)
2. If you want this receipt postmarked, stick the gummed stub on the left portion of the address side of the article, *leaving the receipt attached*, and present the article at a post office service window or hand it to your rural carrier. (no extra charge)
3. If you do not want this receipt postmarked, stick the gummed stub on the left portion of the address side of the article, detach and retain the receipt, and mail the article.
4. If you want a return receipt, write the certified-mail number and your name and address on a return receipt card, Form 3811, and attach it to the back of the article by means of the gummed ends. Endorse front of article RETURN RECEIPT REQUESTED. (Fees—10¢ or 35¢.)
5. If you want the article delivered only to the addressee, endorse it on the front DELIVER TO ADDRESSEE ONLY. (Fees—50¢). Place the same endorsement in line 2 of the return receipt card.
6. Save this receipt and present it if you make inquiry.

OPTIONAL SERVICES

Return receipt (10¢ or 35¢)
 Deliver to addressee only—50¢
 Special delivery

POST OFFICE DEPARTMENT
OFFICIAL BUSINESS

PENALTY FOR PRIVATE USE TO VOID
PAYMENT OF POSTAGE \$200



INSTRUCTIONS: Show name and address below and complete instructions on other side, where applicable. Moistened gummed ends, attach and hold firmly to back of article. Print on front of article **RETURN RECEIPT REQUESTED**.

← **RETURN TO**

VINCENT VESPIA, CITY CLERK
CITY HALL
PROVIDENCE, R.I., 02903

55-16-71548-8

3811 Oct. 1965

INSTRUCTIONS TO DELIVERING EMPLOYEE

☐ Show to whom and when delivered ☐ Show to whom, when, and address where delivered ☐ Deliver ONLY to addressee
(Additional charges required for these services)

RECEIPT


Received the numbered article described below.

REGISTERED NO.	SIGNATURE OR NAME OF ADDRESSEE (Must always be filled in)	
	1	2
CERTIFIED NO. 74/097	Carlisle-Clintonson	
INSURED NO.	SIGNATURE OF ADDRESSEE'S AGENT, IF ANY	
	[Signature]	
DATE DELIVERED 4/6/66	SHOW WHERE DELIVERED (only if requested)	

ACCOUNT NUMBER	PLAT	LOT	LAND VALUATION	BUILDING VALUATION	TOTAL VALUATION	BLDGS. AS P/P	AREA CODE	GRAND TOTAL	SPECIAL TAX	INSTALLMENT PER YR FOR 25YRS
✓ CARTIER BROTHERS INC 65 BATH ST 03-202-700	10	77	1,410	2,420	3,830		0	3,830	51.71	2.06
✓ FRANCESCO CASTORE & CONCETTA C RICCI 17 TUXEDO AVE										
03-233-310	33	531	610	4,360	4,970		1	4,970	67.10	2.68
✓ ANTHONY CATALDI AND WF CARMELLA F 80 WINONA ST										
03-237-210	33	483	610	6,340	6,950		0	6,950	93.83	3.75
✓ ELIZABETH CATANZARO 27 ADA AVE 03-242-500	27	75	3,890	3,430	7,320		0	7,320	98.82	3.95
✓ THOMAS CECICO & WF ANNA 189 VALLEY ST 03-258-500	33	348	1,040	4,300	5,340		0	5,340	72.09	2.88
✓ BEATRICE CELLA LOUIS J CELLA JR AND INDUSTRIAL NATIONAL BANK TRUSTEES U/W LOUIS J CELLA 514 BROADWAY										
03-260-990	10	45	7,130	270	7,400		0	7,400	99.90	3.99
✓ CENTRAL PARKING REALTY CO 550 PAWTUCKET AVE PAWTUCKET R I										
03-266-175	20	305	87,960	2,510	90,470		0	90,470	1,221.35	48.85

No. 741099

RECEIPT FOR CERTIFIED MAIL—20¢	
SENT TO	POSTMARK OR DATE
CARTIER BROTHERS INC 65 BATH ST PROVIDENCE, R. I.	
03-202-700	
NOT FOR INTERNATIONAL MAIL	
July 1965	



1. Stick postage stamps to your article to pay:

BASIC CHARGES

Certified fee—20¢

Postage (first-class or airmail)

OPTIONAL SERVICES

Return receipt (10¢ or 35¢)

Deliver to addressee only—50¢

Special delivery

2. If you want this receipt postmarked, stick the gummed stub on the left portion of the address side of the article, *leaving the receipt attached*, and present the article at a post office service window or hand it to your rural carrier. (*no extra charge*)
3. If you do not want this receipt postmarked, stick the gummed stub on the left portion of the address side of the article, detach and retain the receipt, and mail the article.
4. If you want a return receipt, write the certified-mail number and your name and address on a return receipt card, Form 3811, and attach it to the back of the article by means of the gummed ends. Endorse front of article RETURN RECEIPT REQUESTED. (*Fees—10¢ or 35¢.*)
5. If you want the article delivered only to the addressee, endorse it on the front DELIVER TO ADDRESSEE ONLY. (*Fee—50¢.*) Place the same endorsement in line 2 of the return receipt card.
6. Save this receipt and present it if you make inquiry.

POST OFFICE DEPARTMENT OFFICIAL BUSINESS		PENALTY FOR PRIVATE USE TO AVOID PAYMENT OF POSTAGE, \$300
<div style="border: 1px solid black; height: 100px; width: 100%;"></div>		POSTMARK OF DELIVERING OFFICE
<p>INSTRUCTIONS: Show name and address below and complete instructions on other side, where applicable. Adhesive gummed ends, attach and hold firmly to back of article. Print on front of article RETURN RECEIPT REQUESTED.</p>		<p>← RETURN TO</p>
<p>VINCENT VESPIA, CITY CLERK CITY HALL PROVIDENCE, R.I., 02903</p>		

☒ Show to whom and when delivered

☒ Show to whom and when delivered ☐ Show to whom, when, and address where delivered ☐ Deliver ONLY to addressee
(Additional charges required for these services)

Received the numbered article described below.

REGISTERED NO.

SIGNATURE OR NAME OF ADDRESSEE (Must always be filed in)

CERTIFIED NO.

741699


INSURED NO.

DATE DELIVERED

SHOW WHERE DELIVERED (only if requested)

7 1966

No. 741100

RECEIPT FOR CERTIFIED MAIL—20¢	
SENT TO	POSTMARK OR DATE
FRANCESCO CASTORE & CONCEITA C RICCI 17 TUXEDO AVE PROVIDENCE, R. I.	
03-233-310	
	

1. Stick postage stamps to your article to pay:

BASIC CHARGES

Certified fee—20¢

Postage (first-class or airmail)

OPTIONAL SERVICES

Return receipt (10¢ or 35¢)

Deliver to addressee only—50¢

Special delivery

2. If you want this receipt postmarked, stick the gummed stub on the left portion of the address side of the article, *leaving the receipt attached*, and present the article at a post office service window or hand it to your rural carrier. (*No extra charge*)
3. If you do not want this receipt postmarked, stick the gummed stub on the left portion of the address side of the article, detach and retain the receipt, and mail the article.
4. If you want a return receipt, write the certified-mail number and your name and address on a return receipt card, Form 3811, and attach it to the back of the article by means of the gummed ends. Endorse front of article RETURN RECEIPT REQUESTED. (*Fees—10¢ or 35¢.*)
5. If you want the article delivered only to the addressee, endorse it on the front DELIVER TO ADDRESSEE ONLY. (*Fee—50¢.*) Place the same endorsement in line 2 of the return receipt card.
6. Save this receipt and present it if you make inquiry.

POST OFFICE DEPARTMENT
OFFICIAL BUSINESS

PENALTY FOR PRIVATE USE TO AVOID
PAYMENT OF POSTAGE, \$300

INSTRUCTIONS: Show name and address below and
complete instructions on other side, where applicable.
Moisten gummed ends, attach and hold firmly to back
of article. Print on front of article RETURN
RECEIPT REQUESTED.



RETURN
TO

VINCENT VESPIA, CITY CLERK
CITY HALL
PROVIDENCE, R.I., 02903

INSTRUCTIONS TO DELIVERING EMPLOYEE

☐ Show to whom and when delivered ☐ Show to whom, when, and address where delivered ☐ Deliver ONLY to addressee
(Additional charges required for these services)

RECEIPT

Received the numbered article described below.

REGISTERED NO.

SIGNATURE OR NAME OF ADDRESSEE (Must always be filled in)

CERTIFIED NO.

741100

INSURED NO.

1 *Francis Carter*
2 *Margaret Carter*
SIGNATURE OF ADDRESSEE'S AGENT, IF ANY

DATE DELIVERED

APR 6 1956

SHOW WHERE DELIVERED (only if requested)

No. 741101

RECEIPT FOR CERTIFIED MAIL—20¢

SENT TO

POSTMARK
OR DATE

ANTHONY CATALDI AND WF
CARMELLA F
80 WINONA ST
PROVIDENCE, R. I.

03-237-210

July 1965

NOT FOR INTERNATIONAL MAIL



1. Stick postage stamps to your article to pay:

BASIC CHARGES

Certified fee—20¢

Postage (first-class or airmail)

OPTIONAL SERVICES

Return receipt (10¢ or 35¢)

Deliver to addressee only—50¢

Special delivery

2. If you want this receipt postmarked, stick the gummed stub on the left portion of the address side of the article, *leaving the receipt attached*, and present the article at a post office service window or hand it to your rural carrier. (*no extra charge*)
3. If you do not want this receipt postmarked, stick the gummed stub on the left portion of the address side of the article, detach and retain the receipt, and mail the article.
4. If you want a return receipt, write the certified-mail number and your name and address on a return receipt card, Form 3811, and attach it to the back of the article by means of the gummed ends. Endorse front of article RETURN RECEIPT REQUESTED. (*Fees—10¢ or 35¢*)
5. If you want the article delivered only to the addressee, endorse it on the front DELIVER TO ADDRESSEE ONLY. (*Fee—50¢*). Place the same endorsement in line 2 of the return receipt card.
6. Save this receipt and present it if you make inquiry.

POST OFFICE DEPARTMENT
OFFICIAL BUSINESS

PENALTY FOR PRIVATE USE TO AVOID
PAYMENT OF POSTAGE, \$200

INSTRUCTIONS: Show name and address below and complete instructions on other side, where applicable. Mailed, gummed ends, attach and hold firmly to back of article. Put on front of article RETURN RECEIPT REQUESTED.

POSTMARK OF
DELIVERY OFFICE
9961

RETURN
TO

VINCENT VESPINA, CITY CLERK
CITY HALL
PROVIDENCE, R.I., 02903

☐ Show to whom and when delivered ☐ Show to whom, when, and address where delivered ☐ Deliver ONLY to addressee
(Additional charges required for these services)

(Additional charges required for these services)

Received the numbered article described below.

SIGNATURE OR NAME OF ADDRESSEE (Must always be filled in)

74101

INSURED NO.

SHOW WHERE DELIVERED (only if requested)

三

No. 741102

RECEIPT FOR CERTIFIED MAIL—20¢

SENT TO

POSTMARK
OR DATE

ELIZABETH CATANZARO
27 ADA AVE
PROVIDENCE, R. I.

03-242-500

July 1965

NOT FOR INTERNATIONAL MAIL



1. Stick postage stamps to your article to pay:

BASIC CHARGES

Certified fee—20¢

Postage (first-class or airmail)

OPTIONAL SERVICES

Return receipt (10¢ or 35¢)

Deliver to addressee only—50¢

Special delivery

2. If you want this receipt postmarked, stick the gummed stub on the left portion of the address side of the article, *leaving the receipt attached*, and present the article at a post office service window or hand it to your rural carrier. (*no extra charge*)
3. If you do not want this receipt postmarked, stick the gummed stub on the left portion of the address side of the article, detach and retain the receipt, and mail the article.
4. If you want a return receipt, write the certified-mail number and your name and address on a return receipt card, Form 3811, and attach it to the back of the article by means of the gummed ends. Endorse front of article RETURN RECEIPT REQUESTED. (*Fees—10¢ or 35¢.*)
5. If you want the article delivered only to the addressee, endorse it on the front DELIVER TO ADDRESSEE ONLY. (*Fee—50¢.*) Place the same endorsement in line 2 of the return receipt card.
6. Save this receipt and present it if you make inquiry.

POST OFFICE DEPARTMENT
OFFICIAL BUSINESS

PENALTY FOR PRIVATE USE TO AVOID
PAYMENT OF POSTAGE, \$300

POSTMARK OF
DELIVERING OFFICE

INSTRUCTIONS: Show name and address below and
complete instructions on other side, where applicable.
Marked "forwarded" ends, attach and hold firmly to back
of article. Place on front of article RETURN
RECEIPT REQUESTED.



VINCENT VESPINA, CITY CLERK
CITY HALL
PROVIDENCE, R.I., 02903

INSTRUCTIONS TO DELIVERING EMPLOYEE

☐ Show to whom and when delivered ☐ Show to whom, when, and address where delivered ☐ Deliver ONLY to addressee
(Additional charges required for these services)

RECEIPT

Received the numbered article described below.

REGISTERED NO.	SIGNATURE OR NAME OF ADDRESSEE (Must always be filled in)	
CERTIFIED NO. 741102X	1	X Elizabeth Catagay
INSURED NO.	2	SIGNATURE OF ADDRESSEE'S AGENT, IF ANY

DATE DELIVERED 4/7/66	SHOW WHERE DELIVERED (only if requested)
--------------------------	--

APR 10 1966

No. 741103

RECEIPT FOR CERTIFIED MAIL—20¢

SENT TO

POSTMARK
OR DATE

THOMAS CECICO & W F ANNA
189 VALLEY ST
PROVIDENCE, R. I.

03-258-500

July 1965

NOT FOR INTERNATIONAL MAIL



1. Stick postage stamps to your article to pay:

BASIC CHARGES

Certified fee—20¢

Postage (first-class or airmail)

OPTIONAL SERVICES

Return receipt (10¢ or 35¢)


Delivery to addressee only—50¢

Special delivery

2. If you want this receipt postmarked, stick the gummed stub on the left portion of the address side of the article, *leaving the receipt attached*, and present the article at a post office service window or hand it to your rural carrier. *(no extra charge)*
3. If you do not want this receipt postmarked, stick the gummed stub on the left portion of the address side of the article, detach and retain the receipt, and mail the article.
4. If you want a return receipt, write the certified-mail number and your name and address on a return receipt card, Form 3811, and attach it to the back of the article by means of the gummed ends. Endorse front of article **RETURN RECEIPT REQUESTED**. *(Fees—10¢ or 35¢.)*
5. If you want the article delivered only to the addressee, endorse it on the front **DELIVER TO ADDRESSEE ONLY**. *(Fee—50¢.)* Place the same endorsement in line 2 of the return receipt card.
6. Save this receipt and present it if you make ²inquiry.

POST OFFICE DEPARTMENT
OFFICIAL BUSINESS

PENALTY FOR PRIVATE USE TO AVOID
PAYMENT OF POSTAGE, \$300



INSTRUCTIONS: Show name and address below and complete instructions on other side, where applicable. Moiston gummed ends, attach and hold firmly to back of article. Print on front of article RETURN RECEIPT REQUESTED.

RETURN
TO

VINCENT VESPIA, CITY CLERK
CITY HALL
PROVIDENCE, R.I., 02903

INSTRUCTIONS TO DELIVERING EMPLOYEE

☐ Show to whom and when delivered ☐ Show to whom, when, and address where delivered ☐ Deliver ONLY to addressee
(Additional charges required for these services)

RECEIPT

Received the numbered article described below.

REGISTERED NO.

SIGNATURE OR NAME OF ADDRESSEE (Must always be filled in)

CERTIFIED NO.

241103

INSURED NO.

1

2

Jefferson Co
SIGNATURE OF ADDRESSEE'S AGENT, IF ANY

DATE DELIVERED

SHOW WHERE DELIVERED (only if requested)

APR 11 1966

No. 741104

RECEIPT FOR CERTIFIED MAIL—20¢

SENT TO

POSTMARK
OR DATE

BEATRICE CELLA LOUIS J
CELLA JR AND
INDUSTRIAL NATIONAL BANK
TRUSTEES U/W LOUIS J CELLA
514 BROADWAY
PROVIDENCE, R. I.

03-260-990

July 1965

NOT FOR RETURN



1. Stick postage stamps to your article to pay:

BASIC CHARGES

Certified fee—20¢

Postage (first-class or airmail)

OPTIONAL SERVICES

Return receipt (10¢ or 35¢)

Deliver to addressee only—50¢

Special delivery

2. If you want this receipt postmarked, stick the gummed stub on the left portion of the address side of the article, *leaving the receipt attached*, and present the article at a post office service window or hand it to your rural carrier. (*no extra charge*)
3. If you do not want this receipt postmarked, stick the gummed stub on the left portion of the address side of the article, detach and retain the receipt, and mail the article.
4. If you want a return receipt, write the certified-mail number and your name and address on a return receipt card, Form 3811, and attach it to the back of the article by means of the gummed ends. Endorse front of article RETURN RECEIPT REQUESTED. (*Fees—10¢ or 35¢.*)
5. If you want the article delivered only to the addressee, endorse it on the front DELIVER TO ADDRESSEE ONLY. (*Fee—50¢.*) Place the same endorsement in line 2 of the return receipt card.
6. Save this receipt and present it if you make inquiry.

POST OFFICE DEPARTMENT OFFICIAL BUSINESS		RENTAL FOR PRIVATE USE TO AVOID PAYMENT OF POSTAGE, \$500
<p>INSTRUCTIONS: Show name and address below and complete instructions on other side, where applicable. Moistened gummed ends, attach and hold firmly to back of article. Print on front of article RETURN RECEIPT REQUESTED.</p>		<p>POSTMARK OF DELIVERING OFFICE</p>
<p>VINCENT VESPIA, CITY CLERK CITY HALL PROVIDENCE, R.I., 02903</p>		<p>RETURN TO</p>

INSTRUCTIONS TO DELIVERING EMPLOYEE

☐ Show to whom and when delivered ☐ Show to whom, when, and address where delivered ☐ Deliver ONLY to addressee
(Additional charges required for these services)

RECEIPT

Received the numbered article described below.

REGISTERED NO.

SIGNATURE OR NAME OF ADDRESSEE (Must always be filled in)

CERTIFIED NO.

1

INSURED NO.

2

SIGNATURE OF ADDRESSEE'S AGENT, IF ANY

DATE DELIVERED

SHOW WHERE DELIVERED (only if requested)

No. 741105

RECEIPT FOR CERTIFIED MAIL—20¢

SENT TO

POSTMARK
OR DATE


CENTRAL PARKING REALTY CO
550 PAMTUCKET AVE
PAMTUCKET R I

03-266-175

July 1965

NOT FOR INTERNATIONAL MAIL

(see other side)



1. Stick postage stamps to your article to pay:

BASIC CHARGES

Certified fee—20¢

Postage (first-class or airmail)

OPTIONAL SERVICES

Return receipt (10¢ or 35¢)

Deliver to addressee only—50¢

Special delivery

2. If you want this receipt postmarked, stick the gummed stub on the left portion of the address side of the article, *leaving the receipt attached*, and present the article at a post office service window or hand it to your rural carrier. (*no extra charge*)
3. If you do not want this receipt postmarked, stick the gummed stub on the left portion of the address side of the article, detach and retain the receipt, and mail the article.
4. If you want a return receipt, write the certified-mail number and your name and address on a return receipt card, Form 3811, and attach it to the back of the article by means of the gummed ends. Endorse front of article RETURN RECEIPT REQUESTED. (*Fee—10¢ or 35¢.*)
5. If you want the article delivered only to the addressee, endorse it on the front DELIVER TO ADDRESSEE ONLY. (*Fee—50¢.*) Place the same endorsement in line 2 of the return receipt card.
6. Save this receipt and present it if you make inquiry.

POST OFFICE DEPARTMENT
OFFICIAL BUSINESS

PENALTY FOR PRIVATE USE TO AVOID
PAYMENT OF POSTAGE \$300

POSTMARK OF
DELIVERING OFFICE

INSTRUCTIONS: Show name and address below and
complete instructions on other side, where applicable.
Moisten gummed ends, attach and hold firmly to back
of article. Print on front of article RETURN
RECEIPT REQUESTED.

RETURN
TO

VINCENT VESPIA, CITY CLERK
CITY HALL
PROVIDENCE, R.I., 02903

INSTRUCTIONS TO DELIVERING EMPLOYEE

☐ Show to whom and when delivered
(Additional charges required for these services)

☐ Show to whom, when, and address where delivered

☐ Deliver ONLY to addressee

RECEIPT

Received the numbered article described below.

REGISTERED NO. _____ SIGNATURE OR NAME OF ADDRESSEE (Must always be filled in)

CERTIFIED NO. _____

INSURED NO. _____

1

SIGNATURE OF ADDRESSEE'S AGENT, IF ANY

2

DATE DELIVERED

SHOW WHERE DELIVERED (only if requested)

ACCOUNT NUMBER	PLAT	LOT	LAND VALUATION	BUILDING VALUATION	TOTAL VALUATION	BLDGS. AS P/P	AREA CODE	GRAND TOTAL	SPECIAL TAX	INSTALLMENT PER YR FOR 25YRS
CENTRAL REAL ESTATE COMPANY INC 204 WESTMINSTER ST										
03-266-400	20	63	11,970	4,980	16,950		0			
03-266-400	20	175	9,250	3,860	13,110		0			
03-266-400	20	176	75,900	18,420	94,320		1			
03-266-400	20	320	29,570	12,030	41,600		1			
03-266-400	25	332	62,490	25,030	87,520		0			
03-266-400	25	353	89,550	26,820	116,370		0			
03-266-400	25	377	22,560	16,900	39,460		0			
03-266-400	25	391	25,600	18,980	44,580		1	453,910	6,127.79	245.11
CHINS ASSOCIATES INCORPORATED 15 SNOW ST										
03-328-350	25	328	46,960	22,930	69,890		1	69,890	943.52	37.74
ERNEST CIANFARANI AND BEVERLY CIANFARANI 180 VINCENT AVE NO PROV R I										
03-348-230	65	102	1,490	2,140	3,630		0	3,630	49.01	1.96
JOHN CICERCHIA AND WF MARY B 54 TUXEDO AVE										
03-356-736	33	393	900	5,900	6,800		0	6,800	91.80	3.67
FRANCES CIOFFI EST 50 PAVILION AVE										
03-367-116	22	164	1,510	1,110	2,620		0	2,620	35.37	1.41
CITY REALTY CO INC 130 POINT ST										
03-377-725	21	42	12,800	25,340	38,140		1	38,140	514.89	20.59

No. 741106

RECEIPT FOR CERTIFIED MAIL—20¢

SENT TO

POSTMARK
OR DATE

CENTRAL REAL ESTATE COMPANY
INC
204 WESTMINSTER ST
PROVIDENCE, R. I.



03-266-400

July 1965

NOT FOR INTERNATIONAL MAIL

1. Stick postage stamps to your article to pay:
BASIC CHARGES
Certified fee—20¢
Postage (first-class or airmail)
2. If you want this receipt postmarked, stick the gummed stub on the left portion of the address side of the article, *leaving the receipt attached*, and present the article at a post office service window or hand it to your rural carrier. (*no extra charge*)
3. If you do not want this receipt postmarked, stick the gummed stub on the left portion of the address side of the article, detach and retain the receipt, and mail the article.
4. If you want a return receipt, write the certified-mail number and your name and address on a return receipt card, Form 3811, and attach it to the back of the article by means of the gummed ends. Endorse front of article RETURN RECEIPT REQUESTED. (*Fees—10¢ or 35¢.*)
5. If you want the article delivered only to the addressee, endorse it on the front DELIVER TO ADDRESSEE ONLY. (*fee—50¢*). Place the same endorsement in line 2 of the return receipt card.
6. Save this receipt and present it if you make inquiry.
- OPTIONAL SERVICES
Return receipt (10¢ or 35¢)
Deliver to addressee only—50¢
Special delivery

POST OFFICE DEPARTMENT
OFFICIAL BUSINESS

PENALTY FOR PRIVATE USE TO AVOID
PAYMENT OF POSTAGE, \$300

POSTMARK OF
DELIVERING OFFICE

INSTRUCTIONS: Show name and address below and
complete instructions on other side, where applicable.
Moisten gummed ends, attach and hold firmly to back
of article. Print on front of article **RETURN**
RECEIPT REQUESTED.

RETURN
← **TO**

VINCENT VESPIA, CITY CLERK
CITY HALL
PROVIDENCE, R.I., 02903

INSTRUCTIONS TO DELIVERING EMPLOYEE

☐ Show to whom and when delivered
 ☐ Show to whom, when, and address where delivered
 ☐ Deliver ONLY to addressee

(Additional charges required for these services)

RECEIPT

Received the numbered article described below.

REGISTERED NO.	SIGNATURE OR NAME OF ADDRESSEE (Must always be filled in)	
CERTIFIED NO.	1	2
INSURED NO.	SIGNATURE OF ADDRESSEE'S AGENT, IF ANY	
DATE DELIVERED	SHOW WHERE DELIVERED (only if requested)	


No. 741107

RECEIPT FOR CERTIFIED MAIL—20¢

SENT TO

POSTMARK
OR DATE

CHINS ASSOCIATES
INCORPORATED
15 SNOW ST
PROVIDENCE, R. I.



03-328-350

July 1965

NOT FOR INTERNATIONAL MAIL


1. Stick postage stamps to your article to pay:
BASIC CHARGES
Certified fee—20¢
Postage (first-class or airmail)

OPTIONAL SERVICES
Return receipt (10¢ or 35¢)
Deliver to addressee only—50¢
Special delivery
2. If you want this receipt postmarked, stick the gummed stub on the left portion of the address side of the article, *leaving the receipt attached*, and present the article at a post office service window or hand it to your rural carrier. (*no extra charge*)
3. If you do not want this receipt postmarked, stick the gummed stub on the left portion of the address side of the article, detach and retain the receipt, and mail the article.
4. If you want a return receipt, write the certified-mail number and your name and address on a return receipt card, Form 3811, and attach it to the back of the article by means of the gummed ends. Endorse front of article RETURN RECEIPT REQUESTED. (*Fees—10¢ or 35¢.*)
5. If you want the article delivered only to the addressee, endorse it on the front DELIVER TO ADDRESSEE ONLY. (*Fee—50¢.*) Place the same endorsement in line 2 of the return receipt card.
6. Save this receipt and present it if you make inquiry.

POST OFFICE DEPARTMENT
OFFICIAL BUSINESS

PENALTY FOR PRIVATE USE TO AVOID
PAYMENT OF POSTAGE, \$300

POSTMARK OF
DELIVERING OFFICE



INSTRUCTIONS: Show name and address below and
complete instructions on other side, where applicable.
At other numbered ends, attach and hold firmly to back
of article. Put return address on front of article. RETURN
RECEIPT REQUESTED.

RETURN
TO

VINCENT VESPIA, CITY CLERK
CITY HALL
PROVIDENCE, R.I., 02903

025-10-71649-8

POD Form 3811 Oct. 1965

INSTRUCTIONS TO DELIVERING EMPLOYEE	
<input type="checkbox"/> Show to whom and when delivered	<input type="checkbox"/> Show to whom, when, and address where delivered to addressee
(Additional charges required for these services)	

RECEIPT

Received the numbered article described below.

REGISTERED NO.	SIGNATURE OR NAME OF ADDRESSEE (Must always be filled in)	
CERTIFIED NO. 741107K	1	2
INSURED NO.	SIGNATURE OF ADDRESSEE'S AGENT, IF ANY	
DATE DELIVERED 4-8-88	SHOW WHERE DELIVERED (only if requested)	

No. 741108

RECEIPT FOR CERTIFIED MAIL—20¢

SENT TO

POSTMARK
OR DATE

ERNEST CIANFARANI AND
BEVERLY CIANFARANI
180 VINCENT AVE
NO PROV R I



03-348-230

July 1965

NOT FOR INTERNATIONAL MAIL

1. Stick postage stamps to your article to pay:

BASIC CHARGES

Certified fee—20¢

Postage (first-class or airmail)

OPTIONAL SERVICES

Return receipt (10¢ or 35¢)

Deliver to addressee only—50¢

Special delivery

2. If you want this receipt postmarked, stick the gummed stub on the left portion of the address side of the article, *leaving the receipt attached*, and present the article at a post office service window or hand it to your rural carrier. (*no extra charge*)
3. If you do not want this receipt postmarked, stick the gummed stub on the left portion of the address side of the article, detach and retain the receipt, and mail the article.
4. If you want a return receipt, write the certified-mail number and your name and address on a return receipt card, Form 3811, and attach it to the back of the article by means of the gummed ends. Endorse front of article **RETURN RECEIPT REQUESTED**. (*Fees—10¢ or 35¢.*)
5. If you want the article delivered only to the addressee, endorse it on the front **DELIVER TO ADDRESSEE ONLY**. (*Fee—50¢.*) Place the same endorsement in line 2 of the return receipt card.
6. Save this receipt and present it if you make inquiry.

POST OFFICE DEPARTMENT
OFFICIAL BUSINESS

PENALTY FOR PRIVATE USE TO AVOID
PAYMENT OF POSTAGE



INSTRUCTIONS: Show name and address below and complete instructions on other side, where applicable. Mailed gummed ends, attach and hold firmly to back of article. Print on front of article **RETURN RECEIPT REQUESTED**.

RETURN
TO

VINCENT VESPIA, CITY CLERK
CITY HALL
PROVIDENCE, R.I., 02903

55-14-715-48-8

POD Form 3811 Oct. 1965

INSTRUCTIONS TO DELIVERING EMPLOYEE	
<input type="checkbox"/> Show to whom and when delivered	<input type="checkbox"/> Show to whom, when, and address where delivered Deliver ONLY to addressee
<i>(Additional charges required for these services)</i>	

RECEIPT

Received the numbered article described below.

REGISTERED NO.	SIGNATURE OR NAME OF ADDRESSEE (<i>Must always be filled in</i>)	
CERTIFIED NO.	1	2
INSURED NO.	SIGNATURE OF ADDRESSEE'S AGENT, IF ANY	
DATE DELIVERED	SHOW WHERE DELIVERED (<i>only if requested</i>)	

APR 6 1965

No. 741109

RECEIPT FOR CERTIFIED MAIL—20¢

SENT TO

POSTMARK
OR DATE

JOHN CICERCHIA AND WF MARY B
54 TUXEDO AVE
PROVIDENCE, R. I.



03-356-736

July 1965

NOT FOR INTERNATIONAL MAIL

1. Stick postage stamps to your article to pay:

BASIC CHARGES

Certified fee—20¢

Postage (first-class or airmail)

OPTIONAL SERVICES

Return receipt (10¢ or 35¢)

Deliver to addressee only—50¢

Special delivery

2. If you want this receipt postmarked, stick the gummed stub on the left portion of the address side of the article, *leaving the receipt attached*, and present the article at a post office service window or hand it to your rural carrier. (*no extra charge*)
3. If you do not want this receipt postmarked, stick the gummed stub on the left portion of the address side of the article, detach and retain the receipt, and mail the article.
4. If you want a return receipt, write the certified-mail number and your name and address on a return receipt card, Form 3811, and attach it to the back of the article by means of the gummed ends. Endorse front of article RETURN RECEIPT REQUESTED. (*Fee—10¢ or 35¢.*)
5. If you want the article delivered only to the addressee, endorse it on the front DELIVER TO ADDRESSEE ONLY. (*Fee—50¢.*) Place the same endorsement in line 2 of the return receipt card.
6. Save this receipt and present it if you make inquiry.

POST OFFICE DEPARTMENT
OFFICIAL BUSINESS

POST OFFICE DEPARTMENT
OFFICIAL BUSINESS

9844 1-1-65

POSTMARK OF
DELIVERING OFFICE



INSTRUCTIONS: Show name and address below and
complete instructions on other side, where applicable.
Moisten gummed ends, attach and hold firmly to back
of article. Print on front of article **RETURN**
RECEIPT REQUESTED.

RETURN
TO

VINCENT VESPIA, CITY CLERK
CITY HALL
PROVIDENCE, R.I., 02903

INSTRUCTIONS TO DELIVERING EMPLOYEE

☐ Show to whom and when delivered ☐ Show to whom, when, and address where delivered ☐ Deliver ONLY to addressee
(Additional charges required for these services)

RECEIPT

Received the numbered article described below.

REGISTERED NO. SIGNATURE OR NAME OF ADDRESSEE (Must always be filled in)

CERTIFIED NO.

24/109

INSURED NO.

SIGNATURE OF ADDRESSEE'S AGENT, IF ANY

DATE DELIVERED

1500

SHOW WHERE DELIVERED (only if requested)

No. 741110

RECEIPT FOR CERTIFIED MAIL—20¢

SENT TO

POSTMARK
OR DATE

FRANCES CIOFFI EST
50 PAVILION AVE
PROVIDENCE, R. I.



03-367-116

- JULY 1965

NOT FOR INTERNATIONAL MAIL

1. Stick postage stamps to your article to pay:
 BASIC CHARGES
 Certified fee—20¢
 Postage (first-class or airmail)
2. If you want this receipt postmarked, stick the gummed stub on the left portion of the address side of the article, *leaving the receipt attached*, and present the article at a post office service window or hand it to your rural carrier. (*no extra charge*)
3. If you do not want this receipt postmarked, stick the gummed stub on the left portion of the address side of the article, detach and retain the receipt, and mail the article.
4. If you want a return receipt, write the certified-mail number and your name and address on a return receipt card, Form 3811, and attach it to the back of the article by means of the gummed ends. Endorse front of article RETURN RECEIPT REQUESTED. (*Fees—10¢ or 35¢.*)
5. If you want the article delivered only to the addressee, endorse it on the front DELIVER TO ADDRESSEE ONLY. (*Fee—50¢.*) Place the same endorsement in line 2 of the return receipt card.
6. Save this receipt and present it if you make inquiry.

OPTIONAL SERVICES

Return receipt (10¢ or 35¢)

Deliver to addressee only—50¢

Special delivery

POST OFFICE DEPARTMENT
OFFICIAL BUSINESS

PENALTY FOR PRIVATE USE TO AVOID
PAYMENT OF POSTAGE, \$300

POSTMARK OF
DELIVERING OFFICE



INSTRUCTIONS: Show name and address below and
complete instructions on other side, where applicable.
Moisten gummed ends, attach and hold firmly to back
of article. Print on front of article **RETURN**
RECEIPT REQUESTED.

NAME OF SENDER

City Hall

City Clerk

STREET AND NO. OR P.O. BOX

CITY, STATE, AND ZIP CODE

PROV. 3, RI 02903

55-16-71548-7

Jan. 1965

3811
POD Form

INSTRUCTIONS TO DELIVERING EMPLOYEE		
<input type="checkbox"/> Show to whom and when delivered	<input type="checkbox"/> Show to whom, when, and address where delivered	<input type="checkbox"/> Deliver ONLY to addressee
(Additional charges required for these services)		

RECEIPT

Received the numbered article described below.

REGISTERED NO.	SIGNATURE OR NAME OF ADDRESSEE (Must always be filled in)	
CERTIFIED NO.	SIGNATURE OF ADDRESSEE'S AGENT, IF ANY	
INSURED NO.	SHOW WHERE DELIVERED (only if requested)	
DATE DELIVERED		

No. 7411111

RECEIPT FOR CERTIFIED MAIL—20¢

SENT TO	POSTMARK OR DATE
CITY REALTY CO INC 130 POINT ST PROVIDENCE, R. I.	
03-377-725	
NOT FOR INTERNATIONAL MAIL	

July 1965

PROVIDENCE R. I. ANNEX
APR 5 1966
See other side

1. Stick postage stamps to your article to pay:
 BASIC CHARGES
 Certified fee—20¢
 Postage (first-class or airmail)
2. If you want this receipt postmarked, stick the gummed stub on the left portion of the address side of the article, *leaving the receipt attached*, and present the article at a post office service window or hand it to your rural carrier. (*no extra charge*)
3. If you do not want this receipt postmarked, stick the gummed stub on the left portion of the address side of the article, detach and retain the receipt, and mail the article.
4. If you want a return receipt, write the certified-mail number and your name and address on a return receipt card, Form 3811, and attach it to the back of the article by means of the gummed ends. Endorse front of article RETURN RECEIPT REQUESTED. (*Fee—10¢ or 3½¢.*)
5. If you want the article delivered only to the addressee, endorse it on the front DELIVER TO ADDRESSEE ONLY. (*Fee—50¢*). Place the same endorsement in line 2 of the return receipt card.
6. Save this receipt and present it if you make inquiry.

OPTIONAL SERVICES

- Return receipt (10¢ or 35¢)
- Deliver to addressee only—50¢
- Special delivery

POST OFFICE DEPARTMENT
OFFICIAL BUSINESS

PENALTY FOR PRIVATE USE TO AVOID
PAYMENT OF POSTAGE, \$300

POSTMARK OF
DELIVERING OFFICE

INSTRUCTIONS: Show name and address below and
complete instructions on other side, where applicable.
Moisten gummed ends, attach and hold firmly to back
of article. Print on front of article RETURN
RECEIPT REQUESTED.

RETURN
TO

VINCENT VESPIA, CITY CLERK
CITY HALL
PROVIDENCE, R.I., 02903

INSTRUCTIONS TO DELIVERING EMPLOYEE

☐ Show to whom and when delivered ☐ Show to whom, when, and address where delivered ☐ Deliver ONLY to addressee
(Additional charges required for these services)

RECEIPT

Received the numbered article described below.

REGISTERED NO. SIGNATURE OR NAME OF ADDRESSEE (Must always be filled in)

CERTIFIED NO.

INSURED NO.

DATE DELIVERED

SHOW WHERE DELIVERED (only if requested)

1

2

City Realty

SIGNATURE OF ADDRESSEE'S AGENT, IF ANY

Donald C. Tipton

4-6-66

ACCOUNT NUMBER	PLAT	LOT	LAND VALUATION	BUILDING VALUATION	TOTAL VALUATION	BLDGS.- AS P/P	AREA CODE	GRAND TOTAL	SPECIAL TAX	INSTALLMENT PER YR FOR 25YRS
✓ CLAIRMONT REALTY CORPORATION										
98 DORRANCE ST	20	189	58,010	55,190	113,200		0	113,200	1,528.20	61.12
03-380-600	20	189								
✓ CLARA LAND CO INC										
245 MORRIS AVE	24	518	6,730		6,730		1	6,730	90.86	3.63
03-381-900	24	518								
✓ CLARK AND COOMBS										
REALTY COMPANY										
162 CLIFFORD ST										
03-384-510	33	282	3,170		3,170		1			
03-384-510	33	556	3,290		3,290		1	6,460	87.21	3.48
✓ RACHEL L COHEN KEVIE										
CARMEN AND NETTIE CARMEN										
LAPHAM BLDG REAL EST OFFICE										
290 WESTMINSTER ST RM 510										
03-441-775	20	169	262,050	105,860	367,910		0	367,910	4,966.79	198.67
✓ THE COLUMBUS NATIONAL BANK										
OF PROVIDENCE										
33 WEYBOSSET ST										
03-499-900	20	126	82,820	72,250	155,070		0	155,070	2,093.45	83.73
✓ COMMERCE BANK BLDG INC										
146 WESTMINSTER ST										
03-508-550	20	132	92,710	108,200	200,910		0	200,910	2,712.29	108.49
✓ ROSE CONCA										
662 ATWELLS AVE										
03-520-181	33	160	900	4,720	5,620		0	5,620	75.87	3.03
✓ CONGDON AND										
CARPENTER COMPANY										
405 PROMENADE ST										
03-523-500	67	341	78,600	279,870	358,470		0	358,470	4,839.35	193.57

No. 741112

RECEIPT FOR CERTIFIED MAIL—20¢

SENT TO

POSTMARK
OR DATE

CLAIRMONT REALTY CORPORATION
98 DORRANCE ST
PROVIDENCE, R. I.

03-380-600

July 1965

NOT FOR INTERNATIONAL MAIL



1. Stick postage stamps to your article to pay:

BASIC CHARGES

Certified fee—20¢

Postage (first-class or airmail)

OPTIONAL SERVICES

Return receipt (10¢ or 35¢)

Deliver to addressee only—50¢

Special delivery

2. If you want this receipt postmarked, stick the gummed stub on the left portion of the address side of the article, *leaving the receipt attached*, and present the article at a post office service window or hand it to your rural carrier. (*no extra charge*)
3. If you do not want this receipt postmarked, stick the gummed stub on the left portion of the address side of the article, detach and retain the receipt, and mail the article.
4. If you want a return receipt, write the certified-mail number and your name and address on a return receipt card, Form 3811, and attach it to the back of the article by means of the gummed ends. Endorse front of article RETURN RECEIPT REQUESTED. (*Fees—10¢ or 35¢.*)
5. If you want the article delivered only to the addressee, endorse it on the front DELIVER TO ADDRESSEE ONLY. (*Fee—50¢.*) Place the same endorsement in line 2 of the return receipt card.
6. Save this receipt and present it if you make inquiry.

POST OFFICE DEPARTMENT
OFFICIAL BUSINESS

POST OFFICE DEPARTMENT
OFFICIAL BUSINESS

PENALTY FOR PRIVATE USE TO AVOID
PAYMENT OF POSTAGE, \$300

POSTMARK OF
DELIVERING OFFICE

INSTRUCTIONS: Show name and address below and
complete instructions on other side, where applicable.
Moisten gummed ends, attach and hold firmly to back
of article. Print on front of article RETURN
RECEIPT REQUESTED.

RETURN
TO

VINCENT VESPIA, CITY CLERK
CITY HALL
PROVIDENCE, R.I., 02903

CS-16-71549-8

2811 Oct 1965

INSTRUCTIONS TO DELIVERING EMPLOYEE

☐ Show to whom and when delivered ☐ Show to whom, when, and address where delivered ☐ Deliver ONLY to addressee
(Additional charges required for these services)

RECEIPT

Received the numbered article described below.

REGISTERED NO. 241112 R. SIGNATURE OR NAME OF ADDRESSEE (Must always be filled in)

CERTIFIED NO. 241112 R.

INSURED NO. 241112 R.

SIGNATURE OF ADDRESSEE'S AGENT, IF ANY

DATE DELIVERED 4-6-66

SHOW WHERE DELIVERED (only if requested)

RECEIPT FOR CERTIFIED MAIL—20¢

SENT TO

POSTMARK
OR DATE

No. 741113

CITY AND STATE

CLARA LAND CO INC
245 MORRIS AVE
PROVIDENCE, R. I.

03-381-900



1. Stick postage stamps to your article to pay:
 BASIC CHARGES
 Certified fee—20¢
 Postage (first-class or airmail)
2. If you want this receipt postmarked, stick the gummed stub on the left portion of the address side of the article, *leaving the receipt attached*, and present the article at a post office service window or hand it to your rural carrier. (*no extra charge*)
3. If you do not want this receipt postmarked, stick the gummed stub on the left portion of the address side of the article, detach and retain the receipt, and mail the article.
4. If you want a return receipt, write the certified-mail number and your name and address on a return receipt card, Form 3811, and attach it to the back of the article by means of the gummed ends. Endorse front of article RETURN RECEIPT REQUESTED. (*Fees—10¢ or 35¢.*)
5. If you want the article delivered only to the addressee, endorse it on the front DELIVER TO ADDRESSEE ONLY. (*Fee—50¢*). Place the same endorsement in line 2 of the return receipt card.
6. Save this receipt and present it if you make inquiry.

OPTIONAL SERVICES

Return receipt (10¢ or 35¢)
 Deliver to addressee only—50¢
 Special delivery

INSTRUCTIONS TO DELIVERING EMPLOYEE	
<input type="checkbox"/> Show to whom and when delivered	<input type="checkbox"/> Show to whom, when, and address where delivered
(Additional charges required for these services)	
<input type="checkbox"/> Deliver ONLY to addressee	

RECEIPT

Received the numbered article described below.

REGISTERED NO.	SIGNATURE OR NAME OF ADDRESSEE (Must always be filled in)	
CERTIFIED NO.	1	SIGNATURE OF ADDRESSEE'S AGENT, IF ANY
INSURED NO.	2	
DATE DELIVERED	SHOW WHERE DELIVERED (only if requested)	

POST OFFICE DEPARTMENT
OFFICIAL BUSINESS

PENALTY FOR PRIVATE USE TO AVOID
PAYMENT OF POSTAGE \$300

POSTMARK OF
DELIVERING OFFICE

INSTRUCTIONS: Show name and address below and
complete instructions on other side, where applicable.
When padded ends, attach and hold firmly to back
of article. Print on front of article **RETURN**
RECEIPT REQUESTED.

RETURN
 **TO**

NAME OF SENDER

STREET AND NO. OR P.O. BOX

POST OFFICE, STATE, AND ZIP CODE


No. 741114

RECEIPT FOR CERTIFIED MAIL—20¢

SENT TO

POSTMARK
OR DATE

CLARK AND COOMBS
REALTY COMPANY
162 CLIFFORD ST
PROVIDENCE, R. I.



03-384-510

JUN 1963

NOT FOR INTERNAL USE ONLY

1. Stick postage stamps to your article to pay:

BASIC CHARGES

Certified fee—20¢

Postage (first-class or airmail)

OPTIONAL SERVICES

Return receipt (10¢ or 35¢)

Deliver to addressee only—50¢

Special delivery

2. If you want this receipt postmarked, stick the gummed stub on the left portion of the address side of the article, *leaving the receipt attached*, and present the article at a post office service window or hand it to your rural carrier. (*no extra charge*)
3. If you do not want this receipt postmarked, stick the gummed stub on the left portion of the address side of the article, detach and retain the receipt, and mail the article.
4. If you want a return receipt, write the certified-mail number and your name and address on a return receipt card, Form 3811, and attach it to the back of the article by means of the gummed ends. Endorse front of article **RETURN RECEIPT REQUESTED**. (*Fees—10¢ or 35¢.*)
5. If you want the article delivered only to the addressee, endorse it on the front **DELIVER TO ADDRESSEE ONLY**. (*Fee—50¢.*) Place the same endorsement in line 2 of the return receipt card.
6. Save this receipt and present it if you wake inquiry.

POST OFFICE DEPARTMENT
OFFICIAL BUSINESS

PENALTY FOR PRIVATE USE TO AVOID
PAYMENT OF POSTAGE, \$300

POSTMARK OF
DELIVERING OFFICE



INSTRUCTIONS: Show name and address below and
complete instructions on other side, where applicable.
Mouses gummed ends, attach and hold firmly to back
of article. Print name on front of article **RETURN**
RECEIPT REQUESTED.

VINCENT VESPIA, CITY CLERK
CITY HALL
PROVIDENCE, R.I., 02903

65-16-71548-8

1965 Oct 11 1965

☐ Show to whom and when delivered ☐ Show to whom, when, and address where delivered ☐ Deliver ONLY to addressee
(Additional charges required for these services)

Received the numbered article described below.

REGISTERED NO. _____ SIGNATURE OR NAME OF ADDRESSEE (Must always be filled in)

SIGNATURE OR NAME OF ADDRESSEE (Must always be filled in)

CERTIFIED NO.

CERTIFIED NO.

2411128

SIGNATURE OF ADDRESSEE'S AGENT. IF ANY

DATE DELIVERED _____

SHOW WHERE DELIVERED (only if requested)

4-6-66

No. 741115

RECEIPT FOR CERTIFIED MAIL—20¢

SENT TO

POSTMARK
OR DATE

RACHEL L COHEN KEVIE
CARMEN AND NETTIE CARMEN
LAPHAM BLDG REAL EST OFFICE
290 WESTMINSTER ST RM 510
PROVIDENCE, R. I.

03-441-775

July 1965

NOT FOR INTERNATIONAL MAIL



1. Stick postage stamps to your article to pay:
 BASIC CHARGES
 Certified fee—20¢
 Postage (first-class or airmail)
2. If you want this receipt postmarked, stick the gummed stub on the left portion of the address side of the article, *leaving the receipt attached*, and present the article at a post office service window or hand it to your rural carrier. (*no extra charge*)
3. If you do not want this receipt postmarked, stick the gummed stub on the left portion of the address side of the article, detach and retain the receipt, and mail the article.
4. If you want a return receipt, write the certified-mail number and your name and address on a return receipt card, Form 3811, and attach it to the back of the article by means of the gummed ends. Endorse front of article RETURN RECEIPT REQUESTED. (*Fees—10¢ or 35¢.*)
5. If you want the article delivered only to the addressee, endorse it on the front DELIVER TO ADDRESSEE ONLY. (*Fee—50¢.*) Place the same endorsement in line 2 of the return receipt card.
6. Save this receipt and present it if you make inquiry.

OPTIONAL SERVICES

- Return receipt (10¢ or 35¢)
- Deliver to addressee only—50¢
- Special delivery

POST OFFICE DEPARTMENT
OFFICIAL BUSINESS

PENALTY FOR PRIVATE USE TO AVOID
PAYMENT OF POSTAGE, \$300

POSTMARK OF
DELIVERING OFFICE

INSTRUCTIONS: Show name and address below and
complete instructions on other side, where applicable.
Moisten gummed ends, attach and hold firmly to back
of article. Write name and address on front of article
RETURN
RECEIPT REQUESTED.

RETURN
TO

VINCENT VESPIA, CITY CLERK
CITY HALL
PROVIDENCE, R.I., 02903

55-10-71548-8

POD Form 3811 Oct. 1965

INSTRUCTIONS TO DELIVERING EMPLOYEE	
<input type="checkbox"/> Show to whom and when delivered	<input type="checkbox"/> Show to whom, when, and address where delivered to addressee
(Additional charges required for these services)	

RECEIPT

Received the numbered article described below.

REGISTERED NO.	SIGNATURE OF NAME OF ADDRESSEE (Must always be filled in)	
CERTIFIED NO. 141115 B	1	2
INSURED NO.	SIGNATURE OF ADDRESSEE'S AGENT, IF ANY	
DATE DELIVERED	SHOW WHERE DELIVERED (only if requested)	
6-6-56		

RECEIPT FOR CERTIFIED MAIL—20¢

SENT TO

POSTMARK OR DATE

THE COLUMBUS NATIONAL BANK
OF PROVIDENCE
33 WEYBOSSET ST
PROVIDENCE, R. I.

03-499-900
NOT FOR INTERNATIONAL MAIL

APR 9 1966
USPS

No. 7411

POST OFFICE DEPARTMENT
OFFICIAL BUSINESS

PENALTY FOR PRIVATE USE TO AVOID
PAYMENT OF POSTAGE \$30

POSTMARK
DELIVERING OFFICE

RETURN TO

INSTRUCTIONS: Show name and address below and complete instructions on other side, where applicable. Moistened gummed ends, attach and hold firmly to back of article. Print on front of article RETURN RECEIPT REQUESTED.

VINCENT VESPIA, CITY CLERK
CITY HALL
PROVIDENCE, R.I., 02903

65-18-71548-6

POB Form 3811 Oct. 1965

INSTRUCTIONS TO DELIVERING EMPLOYEE

☐ Show to whom and when delivered

☐ Show to whom, when, and address where delivered
(Additional charges required for these services)

☐ Deliver ONLY to addressee

RECEIPT

REGISTERED NO.

CERTIFIED NO.

INSURED NO.

DATE DELIVERED

SIGNATURE OR NAME OF ADDRESSEE (Must always be filled in)

SIGNATURE OF ADDRESSEE'S AGENT, IF ANY

SHOW WHERE DELIVERED (only if requested)

Stick postage stamps to your article to pay:

BASIC CHARGES

Certified fee—20¢

Postage (first-class or airmail)

OPTIONAL SERVICES

Return receipt (10¢ or 35¢)

Deliver to addressee only—50¢.

Special delivery

1. If you want this receipt postmarked, stick the gummed stub on the left portion of the address side of the article, *leaving the receipt attached*, and present the article at a post office service window or hand it to your rural carrier. (no extra charge)

2. If you do not want this receipt postmarked, stick the gummed stub on the left portion of address side of the article, detach and retain the receipt, and mail the article.

3. If you want a return receipt, write the certified-mail number and your name and address on a receipt card, Form 3811, and attach it to the back of the article by means of the gummed

Endorse front of article RETURN RECEIPT REQUESTED. (Fees—10¢ or 35¢.)

4. If you want the article delivered only to the addressee, endorse it on the front DELIVER TO ADDRESSEE ONLY. (Fee—50¢). Place the same endorsement in line 2 of the return receipt card.

5. Present this receipt and present it if you make inquiry.

No. 741117

RECEIPT FOR CERTIFIED MAIL—20¢

SENT TO

POSTAL
OR DA

COMMERCE BANK BLDG INC
146 WESTMINSTER ST
PROVIDENCE, R. I.



03-508-550

July 1965

NOT FOR INTERNATIONAL MAIL

1. Stick postage stamps to your article to pay:
 - BASIC CHARGES
 - Certified fee—20¢
 - Postage (first-class or airmail)
2. If you want this receipt postmarked, stick the gummed stub on the left portion of the address side of the article, *leaving the receipt attached*, and present the article at a post office service window or hand it to your rural carrier. (*no extra charge*)
3. If you do not want this receipt postmarked, stick the gummed stub on the left portion of the address side of the article, detach and retain the receipt, and mail the article.
4. If you want a return receipt, write the certified-mail number and your name and address on return receipt card, Form 3811, and attach it to the back of the article by means of the gummed tabs. Endorse front of article RETURN RECEIPT REQUESTED. (*Fees—10¢ or 35¢.*)
5. If you want the article delivered only to the addressee, endorse it on the front DELIVER TO ADDRESSEE ONLY. (*Fee—50¢.*) Place the same endorsement in line 2 of the return receipt card.
6. Give this receipt and present it if you make inquiry.

OPTIONAL SERVICES

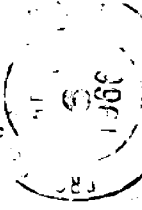
- Return receipt (10¢ or 35¢)
- Deliver to addressee only—50¢
- Special delivery

POST OFFICE DEPARTMENT
OFFICIAL BUSINESS

POST OFFICE DEPARTMENT
OFFICIAL BUSINESS

POST OFFICE DEPARTMENT
OFFICIAL BUSINESS

POSTMARK OF
DELIVERING OFFICE



RETURN
TO

INSTRUCTIONS: Show name and address below and complete instructions on other side, where applicable. Moistened gummed ends, attach and hold firmly to back of article. Print on front of article RETURN RECEIPT REQUESTED.

VINCENT VESPIA, CITY CLERK
CITY HALL
PROVIDENCE, R.I., 02903

55-16-71548-8

POP Form 3811 Oct 1965

INSTRUCTIONS TO DELIVERING EMPLOYEE

☐ Show to whom and when delivered ☐ Show to whom, when, and address where delivered ☐ Deliver ONLY to addressee
(Additional charges required for these services)

RECEIPT

Received the numbered article described below.

REGISTERED NO. SIGNATURE OR NAME OF ADDRESSEE (Must always be filled in)

CERTIFIED NO.

INSURED NO.

DATE DELIVERED

SHOW WHERE DELIVERED (only if requested)

1 COMMUNIST Party U.S.A.
2 M. Tharpe

4-6-56

No. 741118

RECEIPT FOR CERTIFIED MAIL—20¢

SENT TO

POSTMARK
OR DATE

ROSE CONCA
662 ATWELLS AVE
PROVIDENCE, R. I.



03-520-181

July 1965

NOT FOR INTERNATIONAL MAIL

(See other side)

1. Stick postage stamps to your article to pay:
 BASIC CHARGES
 Certified fee—20¢
 Postage (first-class or airmail)
2. If you want this receipt postmarked, stick the gummed stub on the left portion of the address side of the article, *leaving the receipt attached*, and present the article at a post office service window or hand it to your rural carrier. (*no extra charge*)
3. If you do not want this receipt postmarked, stick the gummed stub on the left portion of the address side of the article, detach and retain the receipt, and mail the article.
4. If you want a return receipt, write the certified-mail number and your name and address on a return receipt card, Form 3811, and attach it to the back of the article by means of the gummed ends. Endorse front of article RETURN RECEIPT REQUESTED. (*Fees—10¢ or 35¢.*)
5. If you want the article delivered only to the addressee, endorse it on the front DELIVER TO ADDRESSEE ONLY. (*Fee—50¢.*) Place the same endorsement in line 2 of the return receipt card.
6. Save this receipt and present it if you ~~need~~ inquiry.


OPTIONAL SERVICES

- Return receipt (10¢ or 35¢)
- Deliver to addressee only—50¢
- Special delivery

POST OFFICE DEPARTMENT
OFFICIAL BUSINESS

POST OFFICE DEPARTMENT
OFFICIAL BUSINESS

55-10-71648-8



INSTRUCTIONS: Show name and address below and complete instructions on other side, where applicable. Moisten gummed ends, attach and hold firmly to back of article. Print on front of article RETURN RECEIPT REQUESTED.

RETURN
TO

VINCENT VESPIA, CITY CLERK
CITY HALL
PROVIDENCE, R.I., 02903

POD Form 3811 Oct. 1965

INSTRUCTIONS TO DELIVERING EMPLOYEE
☐ Show to whom and when delivered ☐ Show to whom, when, and address where delivered ☐ Deliver ONLY to addressee
(Additional charges required for these services)

RECEIPT

Received the numbered article described below.

REGISTERED NO. SIGNATURE OR NAME OF ADDRESSEE (Must always be filled in)

CERTIFIED NO. 1 *Pose Conca*

INSURED NO. 2 SIGNATURE OF ADDRESSEE'S AGENT, IF ANY

DATE DELIVERED SHOW WHERE DELIVERED (only if requested)

No. 741119

RECEIPT FOR CERTIFIED MAIL—20¢

SENT TO

POSTMARK
OR DATE

CONGDON AND
CARPENTER COMPANY
405 PROMENADE ST
PROVIDENCE, R. I.



03-523-500

July 1965

NOT FOR INTERNATIONAL MAIL

U.S. POSTAGE 20¢

1. Stick postage stamps to your article to pay:

BASIC CHARGES

Certified fee—20¢

Postage (first-class or airmail)

OPTIONAL SERVICES

Return receipt (10¢ or 35¢)

Deliver to addressee only—50¢

Special delivery

2. If you want this receipt postmarked, stick the gummed stub on the left portion of the address side of the article, *leaving the receipt attached*, and present the article at a post office service window or hand it to your rural carrier. (*no extra charge*)
3. If you do not want this receipt postmarked, stick the gummed stub on the left portion of the address side of the article, detach and retain the receipt, and mail the article.
4. If you want a return receipt, write the certified-mail number and your name and address on a return receipt card, Form 3811, and attach it to the back of the article by means of the gummed ends. Endorse front of article **RETURN RECEIPT REQUESTED**. (*Fees—10¢ or 35¢.*)
5. If you want the article delivered only to the addressee, endorse it on the front **DELIVER TO ADDRESSEE ONLY**. (*Fee—50¢.*) Place the same endorsement in line 2 of the return receipt card.
6. Save this receipt and present it if you make inquiry.

POST OFFICE DEPARTMENT
OFFICIAL BUSINESS

PENALTY FOR PRIVATE USE TO AVOID
PAYMENT OF POSTAGE, \$300

POSTMARK OF
DELIVERING OFFICE
1966

INSTRUCTIONS: Show name and address below and
complete instructions on other side, where applicable.
Moisten gummed ends, attach and hold firmly to back
of article. Print on front of article **RETURN**
RECEIPT REQUESTED.

RETURN
TO

VINCENT VESPIA, CITY CLERK
CITY HALL
PROVIDENCE, R.I., 02903

55-16-71548-8

1965

INSTRUCTIONS TO DELIVERING EMPLOYEE

☐ Show to whom and when delivered ☐ Show to whom, when, and address where delivered ☐ Deliver ONLY to addressee
(Additional charges required for these services)

RECEIPT

Received the numbered article described below.

REGISTERED NO.	SIGNATURE OR NAME OF ADDRESSEE (Must always be filled in)	
CERTIFIED NO.	1	THE CONLORD & CARPENTER CO
INSURED NO.	2	SIGNATURE OF ADDRESSEE'S AGENT, IF ANY
DATE DELIVERED	4-6-46	
SHOW WHERE DELIVERED (only if requested)		

ACCOUNT NUMBER	PLAT	LOT	LAND VALUATION	BUILDING VALUATION	TOTAL VALUATION	BLDGS. AS P/P	AREA CODE	GRAND TOTAL	SPECIAL TAX	INSTALLMENT PER YR FOR 25YRS
✓JOHN P COONEY JR 2 CATALPA RD 03-577-700	10	15	12,690	14,380	27,070		1	27,070	365.45	14.61
✓CORNELL DEVELOPMENT CO INC 121 SPRING GREEN RD WARWICK R I										
03-598-030	24	495		76,660	76,660		1	76,660	1,034.91	41.39
✓COUNTING HOUSE CORP 50 SOUTH MAIN ST 03-647-500	12	122	28,440	57,500	85,940		1	85,940	1,160.19	46.40
✓SARAH A CRANSTON WID EST 204 WESTMINSTER ST 03-668-900	24	411	283,680		283,680		0	283,680	3,829.68	153.18
✓CRAWFORD GARDEN SUPPLIES INC 589 ATWELLS AVE 03-670-620	65	97	900		900		0			
03-670-620	65	823	900		900		0			
03-670-620	65	909	7,340	56,460	63,800		0	65,600	885.60	35.42
✓CRAWFORD REALTY CO 270 WEYBOSSET ST 03-672-101	20	48	13,770	9,010	22,780		0	22,780	307.53	12.30
✓CROSS COUNTRY INVESTMENT CO INC C D WALTER I SUNDLUN 1138 HOSP TR BLDG 03-699-112	20	158	89,150	31,780	120,930		0			
03-699-112	20	161	35,220	32,290	67,510		0			
03-699-112	20	162	78,000	38,350	116,350		0			

No. 741120

RECEIPT FOR CERTIFIED MAIL—20¢

SENT TO	POSTMARK OR DATE
•	

JOHN P COONEY JR
2 CATALPA RD
PROVIDENCE, R. I.



03-577-700

JULY 1963 NOT FOR INTERNATIONAL MAIL

1. Stick postage stamps to your article to pay:

BASIC CHARGES

Certified fee—20¢

Postage (first-class or airmail)

OPTIONAL SERVICES

Return receipt (10¢ or 35¢)

Deliver to addressee only—50¢


Special delivery

2. If you want this receipt postmarked, stick the gummed stub on the left portion of the address side of the article, *leaving the receipt attached*, and present the article at a post office service window or hand it to your rural carrier. (*no extra charge*)
3. If you do not want this receipt postmarked, stick the gummed stub on the left portion of the address side of the article, detach and retain the receipt, and mail the article.
4. If you want a return receipt, write the certified-mail number and your name and address on a return receipt card, Form 3811, and attach it to the back of the article by means of the gummed ends. Endorse front of article **RETURN RECEIPT REQUESTED**. (*Fees—10¢ or 35¢.*)
5. If you want the article delivered only to the addressee, endorse it on the front **DELIVER TO ADDRESSEE ONLY**. (*Fee—50¢.*) Place the same endorsement in line 2 of the return receipt card.
6. Save this receipt and present it if you make inquiry.

POST OFFICE DEPARTMENT
OFFICIAL BUSINESS

PENALTY FOR PRIVATE USE TO AVOID
PAYMENT OF POSTAGE \$300

POSTMARK OF
DELIVERING OFFICE



INSTRUCTIONS: Show name and address below and
complete instructions on other side, where applicable.
Moisten gummed ends, attach and hold firmly to back
of article. Print on front of article **RETURN**
RECEIPT REQUESTED.

← **RETURN** **TO**

VINCENT VESPIA, CITY CLERK
CITY HALL
PROVIDENCE, R.I., 02903

INSTRUCTIONS TO DELIVERING EMPLOYEE

☐ Show to whom and when delivered ☐ Show to whom, when, and address where delivered ☐ Deliver ONLY to addressee
(Additional charges required for these services)

RECEIPT

Received the numbered article described below.

REGISTERED NO.	SIGNATURE OR NAME OF ADDRESSEE (Must always be filled in)	
CERTIFIED NO.	1	Signature of Addressee
INSURED NO.	2	Signature of Addressee's Agent, if any
DATE DELIVERED	SHOW WHERE DELIVERED (only if requested)	
4/1-6 1:10	Delivered in (over)	

No. 741121

RECEIPT FOR CERTIFIED MAIL—20¢

SENT TO

POSTMARK
OR DATE

CORNELL DEVELOPMENT CO INC
121 SPRING GREEN RD
WARWICK R I

03-598-030



July 1965

NOT FOR INTERNATIONAL RETURN


1. Stick postage stamps to your article to pay:
 BASIC CHARGES
 Certified fee—20¢
 Postage (first-class or airmail)
2. If you want this receipt postmarked, stick the gummed stub on the left portion of the address side of the article, *leaving the receipt attached*, and present the article at a post office service window or hand it to your rural carrier. (*no extra charge*)
3. If you do not want this receipt postmarked, stick the gummed stub on the left portion of the address side of the article, detach and retain the receipt, and mail the article.
4. If you want a return receipt, write the certified-mail number and your name and address on a return receipt card, Form 3811, and attach it to the back of the article by means of the gummed ends. Endorse front of article RETURN RECEIPT REQUESTED. (*Fees—10¢ or 35¢.*)
5. If you want the article delivered only to the addressee, endorse it on the front DELIVER TO ADDRESSEE ONLY. (*Fee—30¢.*) Place the same endorsement in line 2 of the return receipt card.
6. Save this receipt and present it if you make inquiry.

OPTIONAL SERVICES

Return receipt (10¢ or 35¢)
 Deliver to addressee only—50¢
 Special delivery

POST OFFICE DEPARTMENT
OFFICIAL BUSINESS

PENALTY FOR PRIVATE USE TO AVOID
PAYMENT OF POSTAGE \$300



INSTRUCTIONS: Show name and address below and complete instructions on other side, where applicable. Moistened gummed ends, attach and hold firmly to back of article. Print on front of article RETURN RECEIPT REQUESTED.

RETURN
TO

VINCENT VESPIA, CITY CLERK
CITY HALL
PROVIDENCE, R.I., 02903

INSTRUCTIONS TO DELIVERING EMPLOYEE

☐ Show to whom and when delivered ☐ Show to whom, when, and address where delivered ☐ Deliver ONLY to addressee
(Additional charges required for these services)

RECEIPT

Received the numbered article described below.

REGISTERED NO. SIGNATURE OR NAME OF ADDRESSEE (Must always be filled in)

CERTIFIED NO.

1

Powell Development Co

INSURED NO.

2

SIGNATURE OF ADDRESSEE'S AGENT, IF ANY

Robert M. McSweeney

DATE DELIVERED

SHOW WHERE DELIVERED (only if requested)

4/8/66

No. 741122

RECEIPT FOR CERTIFIED MAIL—20¢

SENT TO

POSTMARK
OR DATE

COUNTING HOUSE CORP
50 SOUTH MAIN ST
PROVIDENCE, R. I.



03-647-500

July 1965

NOT FOR INTERNATIONAL MAIL


1. Stick postage stamps to your article to pay:
 BASIC CHARGES,
 Certified fee—20¢
 Postage (first-class or airmail)
2. If you want this receipt postmarked, stick the gummed stub on the left portion of the address side of the article, *leaving the receipt attached*, and present the article at a post office service window or hand it to your rural carrier. (*no extra charge*)
3. If you do not want this receipt postmarked, stick the gummed stub on the left portion of the address side of the article, detach and retain the receipt, and mail the article.
4. If you want a return receipt, write the certified-mail number and your name and address on a return receipt card, Form 3811, and attach it to the back of the article by means of the gummed ends. Endorse front of article RETURN RECEIPT REQUESTED. (*Fees—10¢ or 35¢.*)
5. If you want the article delivered only to the addressee, endorse it on the front DELIVER TO ADDRESSEE ONLY. (*Fee—50¢.*) Place the same endorsement in line 2 of the return receipt card.
6. Save this receipt and present it to you make inquiry.

OPTIONAL SERVICES

- Return receipt (10¢ or 35¢)
- Deliver to addressee only—50¢
- Special delivery

POST OFFICE DEPARTMENT
OFFICIAL BUSINESS

PENALTY FOR PRIVATE USE TO AVOID
PAYMENT OF POSTAGE, \$300

	<p>INSTRUCTIONS: Show name and address below and complete instructions on other side, where applicable. Moistened gummed ends, scratch and hold firmly to back of article. Print on front of article RETURN RECEIPT REQUESTED.</p>
	<p>RETURN TO</p>

VINCENT VESPIA, CITY CLERK,
CITY HALL
PROVIDENCE, R.I., 02903

65-16-71848-8

1963 MAY 19

INSTRUCTIONS TO DELIVERING EMPLOYEE			
<input type="checkbox"/>	Show to whom and when delivered	<input type="checkbox"/>	Show to whom, when, and address where delivered to addressee
(Additional charges required for these services)			

RECEIPT

Received the numbered article described below.

REGISTERED NO.	SIGNATURE OR NAME OF ADDRESSEE (Must always be filled in)		
CERTIFIED NO. 24112.2	1	2	SIGNATURE OF ADDRESSEE'S AGENT, IF ANY
INSURED NO.	Counting House Corp.		
DATE DELIVERED 11 11	SHOW WHERE DELIVERED (only if requested)		

No. 741123

RECEIPT FOR CERTIFIED MAIL—20¢

SENT TO

POSTMARK
OR DATE

SARAH A CRANSTON WID EST
204 WESTMINSTER ST
PROVIDENCE, R. I.

03-668-900

July 1965

NOT FOR INTERNATIONAL MAIL



1. Stick postage stamps to your article to pay:
- BASIC CHARGES
Certified fee—20¢
Postage (first-class or airmail)
- OPTIONAL SERVICES
Return receipt (10¢ or 35¢)
Deliver to addressee only—50¢
Special delivery
2. If you want this receipt postmarked, stick the gummed stub on the left portion of the address side of the article, *leaving the receipt attached*, and present the article at a post office service window or hand it to your rural carrier. (*no extra charge*)
3. If you do not want this receipt postmarked, stick the gummed stub on the left portion of the address side of the article, detach and retain the receipt, and mail the article.
4. If you want a return receipt, write the certified-mail number and your name and address on a return receipt card, Form 3811, and attach it to the back of the article by means of the gummed ends. Endorse front of article RETURN RECEIPT REQUESTED. (*Fees—10¢ or 35¢.*)
5. If you want the article delivered only to the addressee, endorse it on the front DELIVER TO ADDRESSEE ONLY. (*Fee—50¢.*) Place the same endorsement in line 2 of the return receipt card.
6. Save this receipt and present it if you make inquiry.

POST OFFICE DEPARTMENT
OFFICIAL BUSINESS

PENALTY FOR PRIVATE USE TO AVOID
PAYMENT OF POSTAGE, \$300

POSTMARK OF
DELIVERING OFFICE

INSTRUCTIONS: Show name and address below and
complete instructions on other side, where applicable.
Moisten gummed ends, attach and hold firmly to back
of article. Print on front of article **RETURN**
RECEIPT REQUESTED.

RETURN
← **TO**

VINCENT VESPIA, CITY CLERK
CITY HALL
PROVIDENCE, R.I., 02903

INSTRUCTIONS TO DELIVERING EMPLOYEE	
<input type="checkbox"/> Show to whom and when delivered	<input type="checkbox"/> Show to whom, when, and address where delivered <input type="checkbox"/> Deliver ONLY to addressee
(Additional charges required for these services)	

RECEIPT

Received the numbered article described below.

REGISTERED NO.	SIGNATURE OR NAME OF ADDRESSEE (Must always be filled in)	
CERTIFIED NO. 741123	1	2
INSURED NO.	SIGNATURE OF ADDRESSEE'S AGENT, IF ANY	
DATE DELIVERED	SHOW WHERE DELIVERED (only if requested)	

No. 741124

RECEIPT FOR CERTIFIED MAIL—20¢

SENT TO

POSTMARK
OR DATE

CRAWFORD GARDEN SUPPLIES INC. I. ANNEX STA.
589 ATWELLS AVE
PROVIDENCE, R. I.



03-670-620

July 1965

NOT FOR INTERNATIONAL MAIL

1. Stick postage stamps to your article to pay:

BASIC CHARGES *

Certified fee—20¢

Postage (first-class or airmail)

OPTIONAL SERVICES

Return receipt (10¢ or 35¢)

Deliver to addressee only—50¢

Special delivery

2. If you want this receipt postmarked, stick the gummed stub on the left portion of the address side of the article, *leaving the receipt attached*, and present the article at a post office service window or hand it to your rural carrier. (*no extra charge*)
3. If you do not want this receipt postmarked, stick the gummed stub on the left portion of the address side of the article, detach and retain the receipt, and mail the article.
4. If you want a return receipt, write the certified-mail number and your name and address on a return receipt card, Form 3811, and attach it to the back of the article by means of the gummed ends. Endorse front of article **RETURN RECEIPT REQUESTED**. (*Fees—10¢ or 35¢.*)
5. If you want the article delivered only to the addressee, endorse it on the front **DELIVER TO ADDRESSEE ONLY**. (*Fee—30¢.*) Place the same endorsement in line 2 of the return receipt card.
6. Save this receipt and present it if you make inquiry. ☐

* GPO : 1965 O-786-535

POST OFFICE DEPARTMENT
OFFICIAL BUSINESS

PENALTY FOR PRIVATE USE TO AVOID
PAYMENT OF POSTAGE \$300

POST OFFICE
DELIVERING OFFICE



INSTRUCTIONS: Show name and address below and
complete instructions on other side, where applicable.
Moisten gummed ends, attach and hold firmly to back
of article. Print on front of article **RETURN**
RECEIPT REQUESTED.

RETURN
TO

VINCENT VESPIA, CITY CLERK
CITY HALL
PROVIDENCE, R.I., 02903

55-16-71548-8

POD Form 3811 Oct 1965

INSTRUCTIONS TO DELIVERING EMPLOYEE

☐ Show to whom and when delivered ☐ Show to whom, when, and address where delivered ☐ Deliver ONLY to addressee
(Additional charges required for these services)

RECEIPT

Received the numbered article described below.

REGISTERED NO.	SIGNATURE OR NAME OF ADDRESSEE (Must always be filled in)	
CERTIFIED NO. 741124	1	Stanford Garden Supp.
INSURED NO.	2	SIGNATURE OF ADDRESSEE'S AGENT, IF ANY W. F. Fidler
DATE DELIVERED	SHOW WHERE DELIVERED (only if requested)	

No. 741125

RECEIPT FOR CERTIFIED MAIL—20¢

SENT TO

POSTMARK
OR DATE

CRAWFORD REALTY CO
270 WEYBOSSET ST
PROVIDENCE, R. I.



03-672-101

July 1965

NOT FOR INTERNATIONAL MAIL

1. Stick postage stamps to your article to pay:

BASIC CHARGES

Certified fee—20¢
Postage (first-class or airmail)

OPTIONAL SERVICES

Return receipt (10¢ or 35¢)
Deliver to addressee only—50¢
Special delivery

2. If you want this receipt postmarked, stick the gummed stub on the left portion of the address side of the article, *leaving the receipt attached*, and present the article at a post office service window or hand it to your rural carrier. (*no extra charge*)
3. If you do not want this receipt postmarked, stick the gummed stub on the left portion of the address side of the article, detach and retain the receipt, and mail the article.
4. If you want a return receipt, write the certified-mail number and your name and address on a return receipt card, Form 3811, and attach it to the back of the article by means of the gummed ends. Endorse front of article **RETURN RECEIPT REQUESTED**. (*Fees—10¢ or 35¢*.)
5. If you want the article delivered only to the addressee, endorse it on the front **DELIVER TO ADDRESSEE ONLY**. (*Fee—50¢*.) Place the same endorsement in line 2 of the return receipt card.
6. Save this receipt and present it if you make inquiry.

POST OFFICE DEPARTMENT
OFFICIAL BUSINESS

PENALTY FOR PRIVATE USE TO AVOID
PAYMENT OF POSTAGE \$300

	<p>POST MARK OF DELIVERING OFFICE</p> <p>RETURN TO</p>
--	--

INSTRUCTIONS: Show name and address below and
complete instructions on other side, where applicable.
Moisten gummed ends, attach and hold firmly to back
of article. Print on front of article RETURN
RECEIPT REQUESTED.

VINCENT VESPIA, CITY CLERK
CITY HALL
PROVIDENCE, R.I., 02903

INSTRUCTIONS 12 DELIVERING EMPLOYEE

☐ Show to whom and when delivered ☐ Show to whom, when, and address where delivered ☐ Deliver ONLY to addressee

(Additional charges required for these services)


RECEIPT

Received the numbered article described below.

REGISTERED NO.	SIGNATURE OR NAME OF ADDRESSEE (Must always be filled in)	
CERTIFIED NO. 74112	1	SIGNATURE OF ADDRESSEE'S AGENT, IF ANY
INSURED NO.	2	
DATE DELIVERED 2/16/64	SHOW WHERE DELIVERED (only if requested)	

No. 741126

RECEIPT FOR CERTIFIED MAIL—20¢

SENT TO		POSTMARK OR DATE
CROSS COUNTRY INVESTMENT CO INC C O WALTER I SUNDLUN 1138 HOSP TR BLDG PROVIDENCE, R. I.		
03-699-112		
PC July 1965		NOT FOR INTERNATIONAL MAIL

Stick postage stamps to your article to pay:

BASIC CHARGES

Certified fee—20¢

Postage (first-class or airmail)

OPTIONAL SERVICES

Return receipt (10¢ or 35¢)

Deliver to addressee only—50¢

Special delivery

If you want this receipt postmarked, stick the gummed stub on the left portion of the address side of the article, *leaving the receipt attached*, and present the article at a post office service window or hand it to your rural carrier. (*no extra charge*)

If you do not want this receipt postmarked, stick the gummed stub on the left portion of the address side of the article, detach and retain the receipt, and mail the article.

If you want a return receipt, write the certified-mail number and your name and address on a return receipt card, Form 3811, and attach it to the back of the article by means of the gummed ends. Endorse front of article **RETURN RECEIPT REQUESTED**. (*Fees—10¢ or 35¢.*)

If you want the article delivered only to the addressee, endorse it on the front **DELIVER TO ADDRESSEE ONLY**. (*Fee—50¢.*) Place the same endorsement in line 2 of the return receipt card.

Save this receipt and present it if you make inquiry.

POST OFFICE DEPARTMENT
OFFICIAL BUSINESS

PENALTY FOR PRIVATE USE TO AVOID
PAYMENT OF POSTAGE \$300

POSTMARK OF
DELIVERING OFFICE

INSTRUCTIONS: Show name and address below and
complete instructions on other side, where applicable.
Moisten gummed ends, attach and hold firmly to back
of article. Print on front of article RETURN
RECEIPT REQUESTED.

RETURN
TO

VINCENT VESPIA, CITY CLERK
CITY HALL
PROVIDENCE, R.I., 02903

INSTRUCTIONS TO DELIVERING EMPLOYEE

☐ Show to whom and when delivered ☐ Show to whom, when, and address where delivered ☐ Deliver ONLY to addressee
(Additional charges required for these services)

RECEIPT

Received the numbered article described below.

REGISTERED NO.	SIGNATURE OR NAME OF ADDRESSEE <i>(Must always be filled in)</i>	
CERTIFIED NO. <i>7411726</i>	1	<i>Guss-Country Furniture Co. Inc.</i>
INSURED NO.	2	<i>P.H. [Signature]</i>
DATE DELIVERED <i>4/6/66</i>	SHOW WHERE DELIVERED <i>(only if requested)</i>	

ACCOUNT NUMBER	PLAT	LOT	LAND VALUATION	BUILDING VALUATION	TOTAL VALUATION	BLDGS. AS P/P	AREA CODE	GRAND TOTAL	SPECIAL TAX	INSTALLMENT PER YR FOR 25YRS
03-699-112	20	163	96,480	40,440	136,920		0	441,710	5,963.09	238.52
CROWN HOTEL MOTOR INN INC. 55 PAWTUCKET AVE PAWTUCKET R.I.										
03-711-130	20	254	223,830	100,000	323,830		0	323,830	4,371.71	174.86
CROWN REALTY CO INC MAX GOLDEN PRES 49 LAUREL AVE										
03-711-400	24	492	20,870	1,890	22,760		1			
03-711-400	24	497	9,950		9,950		1	32,710	441.59	17.66

No. 741128

RECEIPT FOR CERTIFIED MAIL—20¢

SENT TO

POSTMARK
OR DATE

CROWN REALTY CO INC
MAX GOLDEN PRES
49 LAUREL AVE
PROVIDENCE, R. I.

03-711-400



NOT FOR INTERNATIONAL MAIL

1. Stick postage stamps to your article to pay:
 BASIC CHARGES
 Certified fee—20¢
 Postage (first-class or airmail)
2. If you want this receipt postmarked, stick the gummed stub on the left portion of the address side of the article, *leaving the receipt attached*, and present the article at a post office service window or hand it to your rural carrier. (*no extra charge*)
3. If you do not want this receipt postmarked, stick the gummed stub on the left portion of the address side of the article, detach and retain the receipt, and mail the article.
4. If you want a return receipt, write the certified-mail number and your name and address on a return receipt card, Form 3811, and attach it to the back of the article by means of the gummed ends. Endorse front of article RETURN RECEIPT REQUESTED. (*Fees—10¢ or 35¢.*)
5. If you want the article delivered only to the addressee, endorse it on the front DELIVER TO ADDRESSEE ONLY. (*Fee—50¢.*) Place the same endorsement in line 2 of the return receipt card.
6. Save this receipt and present it if you make inquiry. ¹

OPTIONAL SERVICES

- Return receipt (10¢ or 35¢)
- Deliver to addressee only—50¢
- Special delivery

POST OFFICE DEPARTMENT
OFFICIAL BUSINESS

POST OFFICE DEPARTMENT
OFFICIAL BUSINESS

POST OFFICE DEPARTMENT
OFFICIAL BUSINESS

55-16-71548-8

POSTMARKS OF
DELIVERING OFFICE



INSTRUCTIONS: Show name and address below and complete instructions on other side, where applicable. Moisten gummed ends, attach and hold firmly to back of article. Print on front of article RETURN RECEIPT REQUESTED.

RETURN
TO

VINCENT VESPIA, CITY CLERK
CITY HALL
PROVIDENCE, R.I., 02903

3811 Oct. 1965

INSTRUCTIONS TO DELIVERING EMPLOYEE	
<input type="checkbox"/> Show to whom and when delivered	<input type="checkbox"/> Show to whom, when, and address where delivered to addressee
(Additional charges required for these services)	

RECEIPT

Received the numbered article described below.

REGISTERED NO.	SIGNATURE OR NAME OF ADDRESSEE (Must always be filled in)	
CERTIFIED NO.	1	SIGNATURE OF ADDRESSEE'S AGENT, IF ANY
INSURED NO.	2	
DATE DELIVERED	SHOW WHERE DELIVERED (only if requested)	
4-6-66		

No. 741127

RECEIPT FOR CERTIFIED MAIL—20¢

SENT TO

POSTMARK
OR DATE

CROWN HOTEL MOTOR INN INC.
55 PAWTUCKET AVE
PAWTUCKET R.I.



03-711-130

July 1965

NOT FOR INTERNATIONAL MAIL

1. Stick postage stamps to your article to pay:
BASIC CHARGES
Certified fee—20¢
Postage (first-class or airmail)
2. If you want this receipt postmarked, stick the gummed stub on the left portion of the address side of the article, *leaving the receipt attached*, and present the article at a post office service window or hand it to your rural carrier. (*no extra charge*)
3. If you do not want this receipt postmarked, stick the gummed stub on the left portion of the address side of the article, detach and retain the receipt, and mail the article.
4. If you want a return receipt, write the certified-mail number and your name and address on a return receipt card, Form 3811, and attach it to the back of the article by means of the gummed ends. Endorse front of article RETURN RECEIPT REQUESTED. (*Fees—10¢ or 3½¢.*)
5. If you want the article delivered only to the addressee, endorse it on the front DELIVER TO ADDRESSEE ONLY. (*Fee—50¢*). Place the same endorsement in line 2 of the return receipt card.
6. Save this receipt and present it if you make inquiry.
- OPTIONAL SERVICES
Return receipt (10¢ or 3½¢)
Deliver to addressee only—50¢
Special delivery

POST OFFICE DEPARTMENT
OFFICIAL BUSINESS
PENALTY FOR PRIVATE USE TO AVOID
PAYMENT OF POSTAGE, \$300

POSTMARK OF
DELIVERING OFFICE

INSTRUCTIONS: Show name and address below and
complete instructions on other side, where applicable.
Moisten gummed ends, attach and hold firmly to back
of article. Print on front of article **RETURN**
RECEIPT REQUESTED.

RETURN
← **TO**

VINCENT VESPIA, CITY CLERK
CITY HALL
PROVIDENCE, R.I., 02903

5010-10-71848-8

965

INSTRUCTIONS TO DELIVERING EMPLOYEE	
<input type="checkbox"/> Show to whom and when delivered	<input type="checkbox"/> Show to whom, when, and address where delivered to addressee
(Additional charges required for these services)	

RECEIPT

Received the numbered article described below.

REGISTERED NO.	SIGNATURE OR NAME OF ADDRESSEE (Must always be filed in)	
CERTIFIED NO.	1	2
INSURED NO.	SIGNATURE OF ADDRESSEE'S AGENT, IF ANY	
DATE DELIVERED	SHOW WHERE DELIVERED (only if requested)	

ACCOUNT NUMBER	PLAT	LOT	LAND VALUATION	BUILDING VALUATION	TOTAL VALUATION	BLDGS. AS P/P	AREA CODE	GRAND TOTAL	SPECIAL TAX	INSTALLMENT PER YR FOR 25YRS
DANOCO INC										
10 TIPPECANOE ST										
04-057-205	33	347	400		400		1			
04-057-205	33	349	1,060	40,490	41,550		0			
04-057-205	33	622	370		370		0	42,320	571.32	22.85
B A DARIO CO										
550 PAWTUCKET AVE										
PAWT R I										
04-068-398	20	131	143,060	27,020	170,080		0			
04-068-398	20	134	161,590	32,530	194,120		0			
04-068-398	24	409	196,140	34,780	230,920		1			
04-068-398	24	410	126,410		126,410		1			
04-068-398	25	157	56,000	20,210	76,210		0			
04-068-398	25	158	49,500	20,210	69,710		0			
04-068-398	25	161	12,800		12,800		0	880,250	11,883.38	475.33
EARL T DAVIS AND WF										
EILEEN R										
150 OCEAN AVE										
EDGEWOOD R I										
04-087-502	21	160	8,400	6,580	14,980		0	14,980	202.23	8.08
FRANCIS P DAVIS AND										
JOHN G DAVIS TRS U W OF										
CLARA H DAVIS										
C O FRANCIS P DAVIS										
80 CATLIN AVE										
EA PROV R I										
04-088-625	18	18	13,380		13,380		0			
04-088-625	25	92		5,150	5,150		0	18,530	250.16	10.00
DAVOL RUBBER COMPANY										
69 POINT ST										
04-098-300	21	310	316,620	416,280	732,900		0			


No. 741129

RECEIPT FOR CERTIFIED MAIL—20¢

SENT TO

POSTMARK
OR DATE

DANOCO INC
10 TIPPECANOE ST
PROVIDENCE, R. I.



04-057-205

JULY 1965

NOT FOR INTERNATIONAL MAIL

1. Stick postage stamps to your article to pay:
BASIC CHARGES
Certified fee—20¢
Postage (first-class or airmail)
2. If you want this receipt postmarked, stick the gummed stub on the left portion of the address side of the article, *leaving the receipt attached*, and present the article at a post office service window or hand it to your rural carrier. (*no extra charge*)
3. If you do not want this receipt postmarked, stick the gummed stub on the left portion of the address side of the article, detach and retain the receipt and mail the article.
4. If you want a return receipt, write the certified-mail number and your name and address on a return receipt card, Form 3811, and attach it to the back of the article by means of the gummed ends. Endorse front of article RETURN RECEIPT REQUESTED. (*Fees—10¢ or 35¢.*)
5. If you want the article delivered only to the addressee, endorse it on the front DELIVER TO ADDRESSEE ONLY. (*Fee—50¢*). Place the same endorsement in line 2 of the return receipt card.
6. Save this receipt and present it if you make inquiry.

OPTIONAL SERVICES

Return receipt (10¢ or 35¢)

Deliver to addressee only—50¢

Special delivery

POST OFFICE DEPARTMENT
OFFICIAL BUSINESS

PENALTY FOR PRIVATE USE TO AVOID
PAYMENT OF POSTAGE, \$300

POSTMARK OF
DELIVERING OFFICE

INSTRUCTIONS: Show name and address below and
complete instructions on other side, where applicable.
Moisten gummed ends, attach and hold firmly to back
of article. Print on front of article **RETURN**
RECEIPT REQUESTED.

← **RETURN**
TO

VINCENT VESPIA, CITY CLERK
CITY HALL
PROVIDENCE, R.I., 02903

65-10-71545-8

9041-0-1-1965

INSTRUCTIONS TO DELIVERING EMPLOYEE

☐ Show to whom and when delivered ☐ Show to whom, when, and address where delivered ☐ Deliver ONLY to addressee
(Additional charges required for these services)

RECEIPT

Received the numbered article described below.

REGISTERED NO.	SIGNATURE OR NAME OF ADDRESSEE (Must always be filled in)	
	1	2
CERTIFIED NO. 74125	Signature of Addressee's Agent, if any	
INSURED NO.	Signature of Addressee's Agent, if any	
DATE DELIVERED 4/6/66	SHOW WHERE DELIVERED (only if requested)	

No. 741130

RECEIPT FOR CERTIFIED MAIL—20¢

SENT TO

POSTMARK
OR DATE

B A DARIO CO
550 PAWTUCKET AVE
PAWT R'I



04-068-398

July 1965

NOT FOR INTERNATIONAL MAIL

(SEE OTHER SIDE)

1. Stick postage stamps to your article to pay:
BASIC CHARGES
Certified fee—20¢
Postage (first-class or airmail)

OPTIONAL SERVICES
Return receipt (10¢ or 35¢)
Deliver to addressee only—50¢
Special delivery
2. If you want this receipt postmarked, stick the gummed stub on the left portion of the address side of the article, *leaving the receipt attached*, and present the article at a post office service window or hand it to your rural carrier. (*no extra charge*)
3. If you do not want this receipt postmarked, stick the gummed stub on the left portion of the address side of the article, detach and retain the receipt, and mail the article.
4. If you want a return receipt, write the certified-mail number and your name and address on a return receipt card, Form 3811, and attach it to the back of the article by means of the gummed ends. Endorse front of article RETURN RECEIPT REQUESTED. (*Fees—10¢ or 35¢.*)
5. If you want the article delivered only to the addressee, endorse it on the front DELIVER TO ADDRESSEE ONLY. (*Fee—50¢.*) Place the same endorsement in line 2 of the return receipt card.
6. Save this receipt and present it if you make inquiry.

POST OFFICE DEPARTMENT
OFFICIAL BUSINESS

POSTMARK OF
DELIVERING OFFICE

INSTRUCTIONS: Show name and address below and complete instructions on other side, where applicable. Moisten gummed ends, attach and hold firmly to back of article. Print on front of article RETURN RECEIPT REQUESTED.

RETURN
TO

VINCENT VESPIA, CITY CLERK
CITY HALL
PROVIDENCE, R.I., 02903

Penalty for Private Use to Avoid Payment of Postage, 100c

POP Form 3811 Oct. 1965

55-16-71548-8

INSTRUCTIONS

☐ Show to whom and when delivered ☐ Show to whom, when, and address where delivered ☐ Deliver ONLY to addressee

(Additional charges required for these services)

RECEIPT

Received the numbered article described below.

REGISTERED NO. SIGNATURE OR NAME OF ADDRESSEE (Must always be filled in)

CERTIFIED NO.

741130

INSURED NO.

SIGNATURE OF ADDRESSEE'S AGENT, IF ANY

R. C. Davis

DATE DELIVERED

SHOW WHERE DELIVERED (only if requested)

APR 7 - 1968

C. B. Barker

No. 741131

RECEIPT FOR CERTIFIED MAIL—20¢

SENT TO

POSTMARK
OR DATE

EARL T DAVIS AND WF
EILEEN R
150 OCEAN AVE
EDGEWOOD R I

04-087-502

July 1965

NOT FOR INTERNATIONAL MAIL



1. Stick postage stamps to your article to pay:

BASIC CHARGES

Certified fee—20¢

Postage (first-class or airmail)

OPTIONAL SERVICES

Return receipt (10¢ or 35¢)

Deliver to addressee only—50¢

Special delivery

2. If you want this receipt postmarked, stick the gummed stub on the left portion of the address side of the article, *leaving the receipt attached*, and present the article at a post office service window or hand it to your rural carrier. (*no extra charge*)
3. If you do not want this receipt postmarked, stick the gummed stub on the left portion of the address side of the article, detach and retain the receipt, and mail the article.
4. If you want a return receipt, write the certified-mail number and your name and address on a return receipt card, Form 3811, and attach it to the back of the article by means of the gummed ends. Endorse front of article **RETURN RECEIPT REQUESTED**. (*Fees—10¢ or 35¢.*)
5. If you want the article delivered only to the addressee, endorse it on the front **DELIVER TO ADDRESSEE ONLY**. (*Fee—50¢.*) Place the same endorsement in line 2 of the return receipt card.
6. Save this receipt and present it if you make inquiry.

☐ Show to whom and when delivered ☐ Show to whom, when, and address where delivered ☐ Deliver ONLY to addressee

(Additional charges required for these services)

Received the numbered article described below.

Received the numbered article described below.

REGISTERED NO.	SIGNATURE OR NAME OF ADDRESSEE (Must always be filled in)
----------------	---


SIGNATURE OR NAME OF ADDRESSEE (Must always be filled in)

1

2

SIGNATURE OF ADDRESSEE'S AGENT, IF ANY

SHOW WHERE DELIVERED (only if requested)

POST OFFICE DEPARTMENT OFFICIAL BUSINESS		PENALTY FOR PRIVATE USE TO AVOID PAYMENT OF POSTAGE, \$300	
<div style="border: 1px solid black; height: 100px; width: 100%;"></div>		POSTMARK OF DELIVERING OFFICE	
		<div style="text-align: center;"> RETURN  TO </div>	
INSTRUCTIONS: Show name and address below and complete instructions on other side, where applicable. Moistened gummed ends, attach and hold firmly to back of article. Print on front of article RETURN RECEIPT REQUESTED.			
NAME OF SENDEE			
STREET AND NO. OR P.O. BOX			
POST OFFICE, STATE, AND ZIP CODE			

No. 741132

RECEIPT FOR CERTIFIED MAIL—20¢

SENT TO

POSTMARK
OR DATE

FRANCIS P DAVIS AND
JOHN G DAVIS TRS U W OF
CLARA H DAVIS
C O FRANCIS P DAVIS
80 CATLIN AVE
EAST PROVIDENCE

04-088-625

July 1965

NOT FOR INTERNATIONAL MAIL



1. Stick postage stamps to your article to pay:
 BASIC CHARGES
 Certified fee—20¢
 Postage (first-class or airmail)
2. If you want this receipt postmarked, stick the gummed stub on the left portion of the address side of the article, *leaving the receipt attached*, and present the article at a post office service window or hand it to your rural carrier. (no extra charge)
3. If you do not want this receipt postmarked, stick the gummed stub on the left portion of the address side of the article, detach and retain the receipt, and mail the article.
4. If you want a return receipt, write the certified-mail number and your name and address on a return receipt card, Form 3811, and attach it to the back of the article by means of the gummed ends. Endorse front of article RETURN RECEIPT REQUESTED. (Fees—10¢ or 35¢.)
5. If you want the article delivered only to the addressee, endorse it on the front DELIVER TO ADDRESSEE ONLY. (Fees—50¢). Place the same endorsement in line 2 of the return receipt card.
6. Save this receipt and present it if you make inquiry.

OPTIONAL SERVICES

- Return receipt (10¢ or 35¢)
- Deliver to addressee only—50¢
- Special delivery

**PENALTY FOR PRIVATE USE TO AVOID
PAYMENT OF POSTAGE, \$300**

POSTMARK OF
DELIVERING OFFICE

INSTRUCTIONS: Show name and address below and complete instructions on other side, where applicable. Moisten gummed ends, attach and hold firmly to back of article. Print on front of article **RETURN RECEIPT REQUESTED.**

RETURN
TO

VINCENT VESPIA, CITY CLERK
CITY HALL
PROVIDENCE, R.I., 02903

INSTRUCTIONS TO DELIVERING EMPLOYEE

☐ Show to whom and when delivered ☐ Show to whom, when, and address where delivered ☐ Deliver ONLY to addressee
(Additional charges required for these services)

RECEIPT

Received the numbered article described below.

REGISTERED NO.	SIGNATURE OR NAME OF ADDRESSEE (Must always be filled in)	
CERTIFIED NO. 741132	1	2
INSURED NO.	SIGNATURE OF ADDRESSEE'S AGENT, IF ANY	
DATE DELIVERED	SHOW WHERE DELIVERED (only if requested)	
	ms J. Lewis	

No. 741133

RECEIPT FOR CERTIFIED MAIL—20¢

SENT TO

POSTMARK
OR DATE

DAVOL RUBBER COMPANY
69 POINT ST
PROVIDENCE, R. I.

04-098-300

July 1965

NOT FOR INTERNATIONAL MAIL



1. Stick postage stamps to your article to pay:
BASIC CHARGES
Certified fee—20¢
Postage (first-class or airmail)
2. If you want this receipt postmarked, stick the gummed stub on the left portion of the address side of the article, *leaving the receipt attached*, and present the article at a post office service window or hand it to your rural carrier. (*no extra charge*)
3. If you do not want this receipt postmarked, stick the gummed stub on the left portion of the address side of the article, detach and retain the receipt, and mail the article.
4. If you want a return receipt, write the certified-mail number and your name and address on a return receipt card, Form 3811, and attach it to the back of the article by means of the gummed ends. Endorse front of article RETURN RECEIPT REQUESTED. (*Fees—10¢ or 35¢.*)
5. If you want the article delivered only to the addressee, endorse it on the front DELIVER TO ADDRESSEE ONLY. (*Fee—50¢.*) Place the same endorsement in line 2 of the return receipt card.
6. Save this receipt and present it if you make inquiry.

OPTIONAL SERVICES

Return receipt (10¢ or 35¢)
Deliver to addressee only—50¢
Special delivery

POST OFFICE DEPARTMENT
OFFICIAL BUSINESS

POSTMARK OR
DELIVERING OFFICE

PENALTY FOR PRIVATE USE TO AVOID
PAYMENT OF POSTAGE \$300

INSTRUCTIONS: Show name and address below and
complete instructions on other side where applicable.
Moisten gummed ends, attach and hold firmly to back
of article. Do not place in front of article. RETURN
RECEIPT REQUESTED.

RETURN
TO

VINCENT VESPIA, CITY CLERK
CITY HALL
PROVIDENCE, R.I., 02903

655-16-71548-8

POD Form 3811 Oct. 1965

☐ Show to whom and when delivered ☐ Show to whom, when, and address where delivered ☐ Deliver ONLY to addressee
(Additional charges required for these services)

RECEIPT

Received the numbered article described below.

REGISTERED NO.	SIGNATURE OR NAME OF ADDRESSEE (Must always be filled in)	
CERTIFIED NO. 741133	1	Arthur Cabral
INSURED NO.	2	SIGNATURE OF ADDRESSEE'S AGENT, IF ANY David Rocha Co
DATE DELIVERED APR - 6 1966	SHOW WHERE DELIVERED (only if requested)	

ACCOUNT NUMBER	PLAT	LOT	LAND VALUATION	BUILDING VALUATION	TOTAL VALUATION	BLDGS. AS P/P	AREA CODE	GRAND TOTAL	SPECIAL TAX	INSTALLMENT PER YR FOR 25YRS
04-098-300	21	313	47,710	75,090	122,800		0	855,700	11,551.95	462.07
PASQUALE DEFUSCO AND WF TERESA 28 TUXEDO AVE										
04-151-600	33	375	610	5,130	5,740		0			
04-151-600	33	533	610	1,460	2,070		1	7,810	105.44	4.21
DEXTER MANUFACTURING COMPANY INC 100 STEWART ST										
04-285-840	20	340	47,700	79,270	126,970		0	126,970	1,714.10	68.56
BRUNO DICLEMENTE AND WF MARIE AND HUGO J DICLEMENTE AND WF ESTHER 870 SMITH ST										
04-307-811	25	325	16,220	4,100	20,320		1	20,320	274.32	10.97
ANTONIO DICOSTANZO 24 RIDGE ST										
04-309-900	27	80	3,890	8,600	12,490		1	12,490	168.62	6.74
DODD REALTY CORP 35 MAPLE AVE WEST WARWICK R I										
04-405-182	18	20	13,270	6,170	19,440		0	19,440	262.44	10.49
ROSINDO DOLCE AND WF CLORINDA 28 HOMEWOOD AVE NO PROV R I										
04-421-600	33	351	1,920		1,920		1			

No. 741134

RECEIPT FOR CERTIFIED MAIL—20¢

SENT TO

POSTMARK
OR DATE

PASQUALE DEFUSCO AND
WF TERESA
28 TUXEDO AVE
PROVIDENCE, R. I.

04-151-600

July 1965

NOT FOR INTERNATIONAL MAIL



1. Stick postage stamps to your article to pay:
 BASIC CHARGES
 Certified fee—20¢
 Postage (first-class or airmail)
2. If you want this receipt postmarked, stick the gummed stub on the left portion of the address side of the article, *leaving the receipt attached*, and present the article at a post office service window or hand it to your rural carrier. (*no extra charge*)
3. If you do not want this receipt postmarked, stick the gummed stub on the left portion of the address side of the article, detach and retain the receipt, and mail the article.
4. If you want a return receipt, write the certified-mail number and your name and address on a return receipt card, Form 3811, and attach it to the back of the article by means of the gummed ends. Endorse front of article RETURN RECEIPT REQUESTED. (*Fees—10¢ or 35¢.*)
5. If you want the article delivered only to the addressee, endorse it on the front DELIVER TO ADDRESSEE ONLY. (*Fee—50¢.*) Place the same endorsement in line 2 of the return receipt card.
6. Save this receipt and present it if you make inquiry.

OPTIONAL SERVICES

Return receipt (10¢ or 35¢)
 Deliver to addressee only—50¢
 Special delivery

POST OFFICE DEPARTMENT
OFFICIAL BUSINESS

PENALTY FOR PRIVATE USE TO AVOID
PAYMENT OF POSTAGE, \$300

POSTMARK OF
DELIVERING OFFICE

INSTRUCTIONS: Show name and address below and
complete instructions on other side where applicable.
Moisten gummed ends, attach and hold firmly to back
of article. Print name on front of article. **RETURN**
RECEIPT REQUESTED.

RETURN
TO

VINCENT VESPIA, CITY CLERK
CITY HALL
PROVIDENCE, R.I., 02903

INSTRUCTIONS TO DELIVERING EMPLOYEE

☐ Show to whom and when delivered ☐ Show to whom, when, and address where delivered ☐ Deliver ONLY to addressee

(Additional charges required for these services)

RECEIPT

Received the numbered article described below.

REGISTERED NO.	SIGNATURE OR NAME OF ADDRESSEE <i>(Must always be filled in)</i>	
CERTIFIED NO.	1	2
INSURED NO.	SIGNATURE OF ADDRESSEE'S AGENT, IF ANY	
DATE DELIVERED	SHOW WHERE DELIVERED <i>(only if requested)</i>	

No. 741135

RECEIPT FOR CERTIFIED MAIL—20¢

SENT TO

POSTMARK
OR DATE

DEXTER MANUFACTURING
COMPANY INC
100 STEWART ST
PROVIDENCE, R. I.



July 1965

04-285-840

NOT FOR INTERNATIONAL MAIL


1. Stick postage stamps to your article to pay:
BASIC CHARGES
Certified fee—20¢
Postage (first-class or airmail)

OPTIONAL SERVICES
Return receipt (10¢ or 35¢)
Deliver to addressee only—50¢
Special delivery
2. If you want this receipt postmarked, stick the gummed stub on the left portion of the address side of the article, *leaving the receipt attached*, and present the article at a post office service window or hand it to your rural carrier. (*no extra charge*)
3. If you do not want this receipt postmarked, stick the gummed stub on the left portion of the address side of the article, detach and retain the receipt, and mail the article.
4. If you want a return receipt, write the certified-mail number and your name and address on a return receipt card, Form 3811, and attach it to the back of the article by means of the gummed ends. Endorse front of article RETURN RECEIPT REQUESTED. (*Fees—10¢ or 35¢.*)
5. If you want the article delivered only to the addressee, endorse it on the front DELIVER TO ADDRESSEE ONLY. (*fee—50¢*). Place the same endorsement in line 2 of the return receipt card.
6. Save this receipt and present it if you make inquiry.

POST OFFICE DEPARTMENT
OFFICIAL BUSINESS

PENALTY FOR PRIVATE USE TO AVOID
PAYMENT OF POSTAGE, \$36

POSTMARK OF
DELIVERING OFFICE



INSTRUCTIONS: Show name and address below and
complete instructions on other side, where applicable.
Moisten gummed ends, attach and hold firmly to back
of article. Print on front of article **RETURN**
RECEIPT REQUESTED.

**RETURN
TO**

VINCENT VESPIA, CITY CLERK
CITY HALL
PROVIDENCE, R.I., 02903

65-18-71848-8

POP Form 3811 Oct. 1965

INSTRUCTIONS TO DELIVERING EMPLOYEE

☐ Show to whom and when delivered ☐ Show to whom, when, and address where delivered ☐ Deliver ONLY to addressee
(Additional charges required for these services)

RECEIPT

Received the numbered article described below.

REGISTERED NO. SIGNATURE OR NAME OF ADDRESSEE (Must always be filled in)

CERTIFIED NO.

741135

INSURED NO.

SIGNATURE OF ADDRESSEE'S AGENT, IF ANY

DATE DELIVERED

4-7-66

SHOW WHERE DELIVERED (only if requested)

No. 741136

RECEIPT FOR CERTIFIED MAIL—20¢

SENT TO

POSTMARK
OR DATE

BRUNO DICLEMENTE AND WF
MARIE AND HUGO J DICLEMENTE
AND WF ESTHER
870 SMITH ST
PROVIDENCE, R. I.



04-307-811

JULY 1965

NOT FOR INTERNAL USE ONLY

1. Stick postage stamps to your article to pay:
BASIC CHARGES
Certified fee—20¢
Postage (first-class or airmail)
2. If you want this receipt postmarked, stick the gummed stub on the left portion of the address side of the article, *leaving the receipt attached*, and present the article at a post office service window or hand it to your rural carrier. (*no extra charge*)
3. If you do not want this receipt postmarked, stick the gummed stub on the left portion of the address side of the article, detach and retain the receipt, and mail the article.
4. If you want a return receipt, write the certified-mail number and your name and address on a return receipt card, Form 3811, and attach it to the back of the article by means of the gummed ends. Endorse front of article RETURN RECEIPT REQUESTED. (*Fees—10¢ or 35¢.*)
5. If you want the article delivered only to the addressee, endorse it on the front DELIVER TO ADDRESSEE ONLY. (*Fee—50¢.*) Place the same endorsement in line 2 of the return receipt card.
6. Save this receipt and present it if you make inquiry.

OPTIONAL SERVICES

Return receipt (10¢ or 35¢)


Deliver to addressee only—50¢

Special delivery

POST OFFICE DEPARTMENT
OFFICIAL BUSINESS

POST OFFICE DEPARTMENT
OFFICIAL BUSINESS

Penalty for Private Use to Avoid
Payment of Postage, \$300



INSTRUCTIONS: Show name and address below and complete instructions on other side, where applicable. Moisten gummed ends, attach and hold firmly to back of article. Print on front of article RETURN RECEIPT REQUESTED.

VINCENT VESPIA, CITY CLERK
CITY HALL
PROVIDENCE, R.I., 02903

3811 Oct. 1965

65-18-71548-8

INSTRUCTIONS TO DELIVERING EMPLOYEE		
<input type="checkbox"/> Show to whom and when delivered	<input type="checkbox"/> Show to whom, when, and address where delivered	<input type="checkbox"/> Deliver ONLY to addressee
(Additional charges required for these services)		

RECEIPT

Received the numbered article described below.

REGISTERED NO.	SIGNATURE OR NAME OF ADDRESSEE (Must always be filled in)	
CERTIFIED NO. 741136	1	2
INSURED NO.	SIGNATURE OF ADDRESSEE'S AGENT, IF ANY	

DATE DELIVERED 4/12/66	SHOW WHERE DELIVERED (only if requested)
---------------------------	--

No. 741137

RECEIPT FOR CERTIFIED MAIL—20¢

SENT TO

POSTMARK
OR DATE

ANTONIO DICOSTANZO
24 RIDGE ST
PROVIDENCE, R. I.



04-309-900

July 1965

NOT FOR INTERNATIONAL MAIL

1. Stick postage stamps to your article to pay:

BASIC CHARGES

Certified fee—20¢

Postage (first-class or airmail)

OPTIONAL SERVICES

Return receipt (10¢ or 35¢)


Deliver to addressee only—50¢

Special delivery

2. If you want this receipt postmarked, stick the gummed stub on the left portion of the address side of the article, *leaving the receipt attached*, and present the article at a post office service window or hand it to your rural carrier. (*no extra charge*)
3. If you do not want this receipt postmarked, stick the gummed stub on the left portion of the address side of the article, detach and retain the receipt, and mail the article.
4. If you want a return receipt, write the certified-mail number and your name and address on a return receipt card, Form 3811, and attach it to the back of the article by means of the gummed ends. Endorse front of article **RETURN RECEIPT REQUESTED**. (*Fees—10¢ or 35¢.*)
5. If you want the article delivered only to the addressee, endorse it on the front **DELIVER TO ADDRESSEE ONLY**. (*Fee—50¢.*) Place the same endorsement in line 2 of the return receipt card.
6. Save this receipt and present it if you make inquiry.

POST OFFICE DEPARTMENT
OFFICIAL BUSINESS

PENALTY FOR PRIVATE USE TO AVOID
PAYMENT OF POSTAGE, \$300



INSTRUCTIONS: Show name and address below and
complete instructions on other side, where applicable.
Moisten gummed ends, attach and hold firmly to back
of article. Put in front of article **RETURN**
RECEIPT REQUESTED.

RETURN
TO

VINCENT VESPIA, CITY CLERK
CITY HALL
PROVIDENCE, R.I., 02903

55-16-71548-8

3811 Oct. 1965

INSTRUCTIONS TO DELIVERING EMPLOYEE

☐ Show to whom and when delivered ☐ Show to whom, when, and address where delivered ☐ Deliver ONLY to addressee
(Additional charges required for these services)

RECEIPT

Received the numbered article described below.

REGISTERED NO.	SIGNATURE OR NAME OF ADDRESSEE (Must always be filled in)	
CERTIFIED NO. 741137	1	2
INSURED NO.	SIGNATURE OF ADDRESSEE'S AGENT, IF ANY	
DATE DELIVERED	SHOW WHERE DELIVERED (only if requested)	

No. 741138

RECEIPT FOR CERTIFIED MAIL—20¢

SENT TO

POSTMARK
OR DATE

DODD REALTY CORP
35 MAPLE AVE
WEST WARWICK R I

04-405-182

July 1965

NOT FOR INTERNAL USE ONLY



1. Stick postage stamps to your article to pay:
BASIC CHARGES
Certified fee—20¢
Postage (first-class or airmail)
2. If you want this receipt postmarked, stick the gummed stub on the left portion of the address side of the article, *leaving the receipt attached*, and present the article at a post office service window or hand it to your rural carrier. (*no extra charge*)
3. If you do not want this receipt postmarked, stick the gummed stub on the left portion of the address side of the article, detach and retain the receipt, and mail the article.
4. If you want a return receipt, write the certified-mail number and your name and address on a return receipt card, Form 3811, and attach it to the back of the article by means of the gummed ends. Endorse front of article RETURN RECEIPT REQUESTED. (*Fees—10¢ or 35¢.*)
5. If you want the article delivered only to the addressee, endorse it on the front DELIVER TO ADDRESSEE ONLY. (*Fee—50¢.*) Place the same endorsement in line 2 of the return receipt card.
6. Save this receipt and present it if you make inquiry.

OPTIONAL SERVICES

Return receipt (10¢ or 35¢)
Deliver to addressee only—50¢
Special delivery

POST OFFICE DEPARTMENT
OFFICIAL BUSINESS
PENALTY FOR PRIVATE USE TO AVOID
PAYMENT OF POSTAGE, \$300
POST MARK OF
DELIVERING OFFICE
PEACE

WESTMAN
APR 7 10 28 AM
1966

INSTRUCTIONS: Show name and address below and complete instructions on other side, where applicable. Moistened gummed ends, attach and hold firmly to back of article. Return address must appear on front of article. RETURN RECEIPT REQUESTED.

RETURN
TO

VINCENT VESPIA, CITY CLERK
CITY HALL
PROVIDENCE, R.I., 02903

055-16-71543-8

POD Form 3811 Oct. 1965

INSTRUCTIONS TO DELIVERING EMPLOYEE

☐ Show to whom and when delivered ☐ Show to whom, when, and address where delivered ☐ Deliver ONLY to addressee

(Additional charges required for these services)

RECEIPT

Received the numbered article described below.

REGISTERED NO.	SIGNATURE OR NAME OF ADDRESSEE (Must always be filled in)	
CERTIFIED NO.	1	SIGNATURE OF ADDRESSEE (If not a company)
INSURED NO.	2	
DATE DELIVERED	SHOW WHERE DELIVERED (only if requested)	

APR - 7 196C


No. 741139

RECEIPT FOR CERTIFIED MAIL—20¢

SENT TO

POSTMAN
OR DATE

ROSINDO DOLCE AND WF
CLORINDA
28 HOMEWOOD AVE
NO PROV R I



04-421-600

July 1965

NOT FOR INTERNAL USE ONLY

1. Stick postage stamps to your article to pay:

BASIC CHARGES

Certified fee—20¢

Postage (first-class or airmail)

OPTIONAL SERVICES

Return receipt (10¢ or 35¢)

Deliver to addressee only—50¢

Special delivery

2. If you want this receipt postmarked, stick the gummed stub on the left portion of the address side of the article, *leaving the receipt attached*, and present the article at a post office service window or hand it to your rural carrier. (*no extra charge*)
3. If you do not want this receipt postmarked, stick the gummed stub on the left portion of the address side of the article, detach and retain the receipt, and mail the article.
4. If you want a return receipt, write the certified-mail number and your name and address on a return receipt card, Form 3611, and attach it to the back of the article by means of the gummed ends. Endorse front of article RETURN RECEIPT REQUESTED. (*Fees—10¢ or 35¢.*)
5. If you want the article delivered only to the addressee, endorse it on the front DELIVER TO ADDRESSEE ONLY. (*Fee—50¢.*) Place the same endorsement in line 2 of the return receipt card.
6. Save this receipt and present it if you make inquiry.

POST OFFICE DEPARTMENT
OFFICIAL BUSINESS

PENALTY FOR PRIVATE USE TO AVOID
PAYMENT OF POSTAGE, 1965

POSTMARK OF
DELIVERING OFFICE

INSTRUCTIONS: Show name and address below and
complete instructions on other side where applicable.
Moisten gummed ends, attach and hold firmly to back
of article. Print on front of article RETURN
RECEIPT REQUESTED.

RETURN
TO

VINCENT VESPIA, CITY CLERK
CITY HALL
PROVIDENCE, R.I., 02903

3811 Oct 1965

POD Form 3811

INSTRUCTIONS TO ADDRESSEE

☐ Show to whom and when delivered ☐ Show to whom, when, and address where delivered ☐ Deliver ONLY to addressee (Additional charges required for these services)

RECEIPT

Received the numbered article described below.

REGISTERED NO.	SIGNATURE OR NAME OF ADDRESSEE (Must always be filled in)	
	1	2
CERTIFIED NO.	SIGNATURE OF ADDRESSEE'S AGENT, IF ANY	
INSURED NO.		
DATE DELIVERED	SHOW WHERE DELIVERED (only if requested)	

ACCOUNT NUMBER	PLAT	LOT	LAND VALUATION	BUILDING VALUATION	TOTAL VALUATION	BLDGS. AS P/P	AREA CODE	GRAND TOTAL	SPECIAL TAX	INSTALLMENT PER YR FOR 25YRS
04-421-600	33	624	510		510		1	2,430	32.81	1.31
KAREKIN DONABEDIAN AND WE SATENIG 29 GLENRIDGE RD CRANSTON R I										
04-424-300	20	319	44,970	1,040	46,010		0	46,010	621.14	24.84
DONSTAN CORPORATION 166 VALLEY ST										
04-446-310	62	393	69,650	330,180	399,830		1	399,830	5,397.71	215.90
ELIZABETH J DOORLEY 291 FRUIT HILL AVE NO PROV R I										
04-449-800	25	148		27,860	27,860		0	27,860	376.11	15.04
DORR REALTY CORPORATION P O BOX 239 MANCHESTER N H										
04-457-650	25	345	63,010	28,140	91,150		0	91,150	1,230.53	49.22
DORRANCE CLIFFORD CORP 169 DORRANCE ST										
04-457-758	20	257	27,840	14,950	42,790		0	42,790	577.67	23.10
FRED J DUGAS AND WF SADIE J 241 30TH ST WEST PALM BEACH FLA										
04-517-000	20	110	9,300	17,350	26,650		0	26,650	359.78	14.39
GERARD M DUNN AND WF AILEEN K 227 CRESTWOOD ROAD WARWICK R I										
04-529-215	21	320	5,960	3,200	9,160		0			

No. 741140

RECEIPT FOR CERTIFIED MAIL—20¢

SENT TO

POSTMARK
OR DATE

KAREKIN DONABEDIAN AND WF
SATENIG
29 GLENRIDGE RD
CRANSTON R I



04-424-300

Rocky Mtn

THE UNIVERSITY OF CHICAGO PRESS

1. Stick postage stamps to your article to pay:

BASIC CHARGES

Certified fee—20¢
Postage (first-class or airmail)

OPTIONAL SERVICES

Return receipt (10¢ or 35¢)
Deliver to addressee only—50¢

Special delivery

2. If you want this receipt postmarked, stick the gummed stub on the left portion of the address side of the article, *leaving the receipt attached*, and present the article at a post office service window or hand it to your rural carrier. (*no extra charge*)
3. If you do not want this receipt postmarked, stick the gummed stub on the left portion of the address side of the article, detach and retain the receipt, and mail the article.
4. If you want a return receipt, write the certified-mail number and your name and address on a return receipt card, Form 3811, and attach it to the back of the article by means of the gummed ends. Endorse front of article **RETURN RECEIPT REQUESTED**. (*Fees—10¢ or 35¢*)
5. If you want the article delivered only to the addressee, endorse it on the front **DELIVER TO ADDRESSEE ONLY**. (*Fee—50¢*). Place the same endorsement in line 2 of the return receipt card.
6. Save this receipt and present it if you make inquiry.

POST OFFICE DEPARTMENT
OFFICIAL BUSINESS

PENALTY FOR PRIVATE USE TO AVOID
PAYMENT OF POSTAGE \$300



INSTRUCTIONS: Show name and address below and
complete instructions on other side, where applicable.
Mount gummed ends, attach and hold firmly to back
of article. Print on front of article **RETURN**
RECEIPT REQUESTED.

RETURN
TO

VINCENT VESPIA, CITY CLERK
CITY HALL
PROVIDENCE, R.I., 02903

INSTRUCTIONS TO DELIVERING EMPLOYEE

☐ Show to whom and when delivered
 ☐ Show to whom, when, and address where delivered
 ☐ Deliver ONLY to addressee

(Additional charges required for these services)

RECEIPT

Received the numbered article described below.

REGISTERED NO.

SIGNATURE OR NAME OF ADDRESSEE (Must always be filled in)

CERTIFIED NO.

1

8

INSURED NO.

2

DATE DELIVERED

4/27/65

SHOW WHERE DELIVERED (only if requested)

SIGNATURE OF ADDRESSEE'S AGENT, IF ANY

No. 741141

RECEIPT FOR CERTIFIED MAIL—20¢

SENT TO

POSTMARK
OR DATE

DONSTAN CORPORATION
166 VALLEY ST
PROVIDENCE, R. I.



04-446-310

July 1965

NOT FOR INTERNATIONAL MAIL


1

1. Stick postage stamps to your article to pay:
BASIC CHARGES
Certified fee—20¢
Postage (first-class or airmail)

OPTIONAL SERVICES
Return receipt (10¢ or 35¢)
Deliver to addressee only—50¢
Special delivery
2. If you want this receipt postmarked, stick the gummed stub on the left portion of the address side of the article, *leaving the receipt attached*, and present the article at a post office service window or hand it to your rural carrier. (*no extra charge*)
3. If you do not want this receipt postmarked, stick the gummed stub on the left portion of the address side of the article, detach and retain the receipt, and mail the article.
4. If you want a return receipt, write the certified-mail number and your name and address on a return receipt card, Form 3811, and attach it to the back of the article by means of the gummed ends. Endorse front of article RETURN RECEIPT REQUESTED. (*Fees—10¢ or 35¢.*)
5. If you want the article delivered only to the addressee, endorse it on the front DELIVER TO ADDRESSEE ONLY. (*Fee—50¢*). Place the same endorsement in line 2 of the return receipt card.
6. Save this receipt and present it if you make inquiry.

**PENALTY FOR PRIVATE USE TO AVOID
PAYMENT OF POSTAGE, \$300**

POSTMARK



INSTRUCTIONS: Show name and address below and complete instructions on other side, where applicable. Moisten gummed ends, attach and hold firmly to back of article. Print on front of article **RETURN RECEIPT REQUESTED**.

VINCENT VESPIA, CITY CLERK
CITY HALL
PROVIDENCE, R.I., 02903

INSTRUCTIONS TO DELIVERING EMPLOYEE

☐ Show to whom and when delivered
 ☐ Show to whom, when, and address where delivered
 ☐ Deliver ONLY to addressee

(Additional charges required for these services)

RECEIPT

Received the numbered article described below.

REGISTERED NO.

SIGNATURE OR NAME OF ADDRESSEE (Must always be filed in)

1

CERTIFIED NO.

741141

2

SIGNATURE OF ADDRESSEE'S AGENT, IF ANY

L. Blach

INSURED NO.

DATE DELIVERED

1953

SHOW WHERE DELIVERED (only if requested)

No. 741142

RECEIPT FOR CERTIFIED MAIL—20¢

SENT TO

POSTMARK
OR DATE

ELIZABETH J DOORLEY
291 FRUIT HILL AVE
NO PROV R I



04-449-800

July 1965

NOT FOR INTERNATIONAL MAIL

1. Stick postage stamps to your article to pay:
BASIC CHARGES
Certified fee—20¢
Postage (first-class or airmail)
2. If you want this receipt postmarked, stick the gummed stub on the left portion of the address side of the article, *leaving the receipt attached*, and present the article at a post office service window or hand it to your rural carrier. (*no extra charge*)
3. If you do not want this receipt postmarked, stick the gummed stub on the left portion of the address side of the article, detach and retain the receipt, and mail the article.
4. If you want a return receipt, write the certified-mail number and your name and address on a return receipt card, Form 3811, and attach it to the back of the article by means of the gummed ends. Endorse front of article RETURN RECEIPT REQUESTED. (*Fees—10¢ or 35¢.*)
5. If you want the article delivered only to the addressee, endorse it on the front DELIVER TO ADDRESSEE ONLY. (*Fee—50¢*). Place the same endorsement in line 2 of the return receipt card.
6. Save this receipt and present it if you make inquiry.

OPTIONAL SERVICES

- Return receipt (10¢ or 35¢)
- Deliver to addressee only—50¢
- Special delivery

POST OFFICE DEPARTMENT
OFFICIAL BUSINESS

POSTMARK OF
DELIVERING OFFICE

INSTRUCTIONS: Show name and address below and
complete instructions on other side, where applicable.
Moisten gummed ends, attach and hold firmly to back
of article. Print on front of article **RETURN**
RECEIPT REQUESTED.

RETURN
TO

VINCENT VESPIA, CITY CLERK
CITY HALL
PROVIDENCE, R.I., 02903

Post Form 3811 Oct 1965 055-16-71549-8

INSTRUCTIONS TO DELIVERING EMPLOYEE

☐ Show to whom and when delivered ☐ Show to whom, when, and address where delivered ☐ Deliver ONLY to addressee
(Additional charges required for these services)

RECEIPT

Received the numbered article described below.

REGISTERED NO. SIGNATURE OR NAME OF ADDRESSEE (Must always be filled in)

CERTIFIED NO.

74442

INSURED NO.

SIGNATURE OF ADDRESSEE'S AGENT, IF ANY

DATE DELIVERED

4/2/50

SHOW WHERE DELIVERED (only if requested)


No. 741143

RECEIPT FOR CERTIFIED MAIL—20¢

SENT TO

POSTMARK
OR DATE

DORR REALTY CORPORATION
P O BOX 239
MANCHESTER N H



04-457-650

July 1965

NOT FOR INTERNATIONAL USE

1. Stick postage stamps to your article to pay:

BASIC CHARGES

Certified fee—20¢

Postage (first-class or airmail)

OPTIONAL SERVICES

Return receipt (10¢ or 35¢)

Deliver to addressee only—50¢

Special delivery

2. If you want this receipt postmarked, stick the gummed stub on the left portion of the address side of the article; *leaving the receipt attached*, and present the article at a post office service window or hand it to your rural carrier. (*no extra charge*)
3. If you do not want this receipt postmarked, stick the gummed stub on the left portion of the address side of the article, detach and retain the receipt, and mail the article.
4. If you want a return receipt, write the certified-mail number and your name and address on a return receipt card, Form 3811, and attach it to the back of the article by means of the gummed ends. Endorse front of article **RETURN RECEIPT REQUESTED**. (*Fees—10¢ or 35¢.*)
5. If you want the article delivered only to the addressee, endorse it on the front **DELIVER TO ADDRESSEE ONLY**. (*Fee—50¢.*) Place the same endorsement in line 2 of the return receipt card.
6. Save this receipt and present it if you make inquiry.

POST OFFICE DEPARTMENT
OFFICIAL BUSINESS

NCHES
PR 6
1966
N.H.

PENALTY FOR PRIVATE USE-TO AVOID
PAYMENT OF POSTAGE, SEE

POSTMARK OF
DELIVERING OFFICE

APR 11 1966
PROVIDENCE, R.I.

INSTRUCTIONS: Show name and address below and
complete instructions on other side, where applicable.
Moisten gummed ends, attach and hold firmly to back
of article. Print on front of article **RETURN**
RECEIPT REQUESTED.

RETURN
TO

VINCENT VESPIA, CITY CLERK
CITY HALL
PROVIDENCE, R.I., 02903

55-16-71548-8

POD Form 3811 Oct. 1965

INSTRUCTIONS TO DELIVERING EMPLOYEES

<input type="checkbox"/> Show to whom and when delivered	<input type="checkbox"/> Show to whom, when, and address where delivered	<input type="checkbox"/> Deliver ONLY to addressee
(Additional charges required for these services)		

RECEIPT

Received the numbered article described below.

REGISTERED NO.	SIGNATURE OR NAME OF ADDRESSEE (Must always be filled in)	
CERTIFIED NO.	1	2
INSURED NO.	SIGNATURE OF ADDRESSEE'S AGENT, IF ANY	
DATE DELIVERED	SHOW WHERE DELIVERED (only if requested)	

David Realty Corp.

James Cronin

4/6/66

No. 741144

RECEIPT FOR CERTIFIED MAIL—20¢

SENT TO

POSTMARK
OR DATE

DORRANCE CLIFFORD CORP
169 DORRANCE ST
PROVIDENCE, R. I.



04-457-758

July 1965

NOT FOR INTERNATIONAL MAIL

1. Stick postage stamps to your article to pay:

BASIC CHARGES

Certified fee—20¢

Postage (first-class or airmail)

OPTIONAL SERVICES

Return receipt (10¢ or 35¢)

Deliver to addressee only—50¢

Special delivery

2. If you want this receipt postmarked, stick the gummed stub on the left portion of the address side of the article, *leaving the receipt attached*, and present the article at a post office service window or hand it to your rural carrier. (*no extra charge*)
3. If you do not want this receipt postmarked, stick the gummed stub on the left portion of the address side of the article, detach and retain the receipt, and mail the article.
4. If you want a return receipt, write the certified-mail number and your name and address on a return receipt card, Form 3811, and attach it to the back of the article by means of the gummed ends. Endorse front of article **RETURN RECEIPT REQUESTED**. (*Fees—10¢ or 35¢.*)
5. If you want the article delivered only to the addressee, endorse it on the front **DELIVER TO ADDRESSEE ONLY**. (*Fee—50¢*). Place the same endorsement in line 2 of the return receipt card.
6. Save this receipt and present it if you make inquiry.

POST OFFICE DEPARTMENT
OFFICIAL BUSINESS

PENALTY FOR PRIVATE USE TO AVOID
PAYMENT OF POSTAGE, \$300

POSTMARK OF
DELIVERING OFFICE

INSTRUCTIONS: Show name and address below and
complete instructions on other side, where applicable.
Moisten gummed ends, attach and hold firmly to back
of article. Print on front of article **RETURN**
RECEIPT REQUESTED.

← **RETURN**
TO

VINCENT VESPIA, CITY CLERK
CITY HALL
PROVIDENCE, R.I., 02903

065-16-71548-8

POD Form 3811 Oct. 1965

INSTRUCTIONS TO DELIVERING EMPLOYEE

☐ Show to whom and when delivered ☐ Show to whom, when, and address where delivered ☐ Deliver ONLY to addressee
(Additional charges required for these services)

RECEIPT

Received the numbered article described below.

REGISTERED NO. SIGNATURE OR NAME OF ADDRESSEE (Must always be filled in)

CERTIFIED NO.

2411442

INSURED NO.

SIGNATURE OF ADDRESSEE'S AGENT, IF ANY

DATE DELIVERED

4-6-56

SHOW WHERE DELIVERED (only if requested)


No. 741145

RECEIPT FOR CERTIFIED MAIL—20¢

SENT TO

POSTMARK
OR DATE

FRED J DUGAS AND WF SADIE J
241 30TH ST
WEST PALM BEACH FLA



04-517-000

July 1965

NOT FOR INTERNATIONAL MAIL

1. Stick postage stamps to your article to pay:
 BASIC CHARGES
 Certified fee—20¢
 Postage (first-class or airmail)
2. If you want this receipt postmarked, stick the gummed stub on the left portion of the address side of the article, *leaving the receipt attached*, and present the article at a post office service window or hand it to your rural carrier. (*no extra charge*)
3. If you do not want this receipt postmarked, stick the gummed stub on the left portion of the address side of the article, detach and retain the receipt, and mail the article.
4. If you want a return receipt, write the certified-mail number and your name and address on a return receipt card, Form 3811, and attach it to the back of the article by means of the gummed ends. Endorse front of article RETURN RECEIPT REQUESTED. (*Fees—10¢ or 35¢.*)
5. If you want the article delivered only to the addressee, endorse it on the front DELIVER TO ADDRESSEE ONLY. (*Fee—50¢*). Place the same endorsement in line 2 of the return receipt card.
6. Save this receipt and present it if you make inquiry.

OPTIONAL SERVICES

- Return receipt (10¢ or 35¢)
- Deliver to addressee only—50¢
- Special delivery

POST OFFICE DEPARTMENT
OFFICIAL BUSINESS

PERMIT FOR PRIVATE USE TO AVOID
PAYMENT OF POSTAGE \$300

LAW DAY U.S. POSTMARK OF
DELIVERING OFFICE

FREEDOM UNDER THE LAW

MAY 1

RETURN
TO

INSTRUCTIONS: Show name and address below and
complete instructions on other side, where applicable.
Moisten gummed ends, attach and hold firmly to back
of article. Print on front of article RETURN
RECEIPT REQUESTED.

WEST
APR 8
PM
1968
FL
BEACH

VINCENT VESPIA, CITY CLERK
CITY HALL
PROVIDENCE, R.I., 02903


655-16-71548-8

3811 Oct. 1965

<input type="checkbox"/> Show to whom and when delivered	<input type="checkbox"/> Show to whom, when, and address where delivered	<input type="checkbox"/> Deliver ONLY to addressee
(Additional charges required for these services)		

RECEIPT

Received the numbered article described below.

REGISTERED NO.	SIGNATURE OR NAME OF ADDRESSEE (Must always be filled in)	
CERTIFIED NO.	1	
INSURED NO.	2	
DATE DELIVERED	SIGNATURE OF ADDRESSEE'S AGENT, IF ANY	
4-7-66	SHOW WHERE DELIVERED (only if requested)	

No. 741146

RECEIPT FOR CERTIFIED MAIL—20¢

SENT TO

POSTMARK
OR DATE

GERARD M DUNN AND WF
AILEEN K
227 CRESTWOOD ROAD
WARWICK R I

04-529-215

July 1965

NOT FOR INTERNATIONAL MAIL



1. Stick postage stamps to your article to pay:

BASIC CHARGES

Certified fee—20¢

Postage (first-class or airmail)

OPTIONAL SERVICES

Return receipt (10¢ or 35¢)

Deliver to addressee only—50¢

Special delivery

2. If you want this receipt postmarked, stick the gummed stub on the left portion of the address side of the article, *leaving the receipt attached*, and present the article at a post office service window or hand it to your rural carrier. (*no extra charge*)
3. If you do not want this receipt postmarked, stick the gummed stub on the left portion of the address side of the article, detach and retain the receipt, and mail the article.
4. If you want a return receipt, write the certified-mail number and your name and address on a return receipt card, Form 3811, and attach it to the back of the article by means of the gummed ends. Endorse front of article **RETURN RECEIPT REQUESTED**. (*Fees—10¢ or 35¢.*)
5. If you want the article delivered only to the addressee, endorse it on the front **DELIVER TO ADDRESSEE ONLY**. (*Fee—50¢.*) Place the same endorsement in line 2 of the return receipt card.
6. Save this receipt and present it if you make inquiry.

INSTRUCTIONS TO DELIVERING EMPLOYEE

☐ Show to whom and when delivered
 ☐ Show to whom, when, and address where delivered
 ☐ Deliver ONLY to addressee

(Additional charges required for these services)

RECEIPT

Received the numbered article described below.

REGISTERED NO.

SIGNATURE OR NAME OF ADDRESSEE (Must always be filled in)

1

CERTIFIED NO.

2

INSURED NO.


SIGNATURE OF ADDRESSEE'S AGENT, IF ANY

DATE DELIVERED

SHOW WHERE DELIVERED (only if requested)

POST OFFICE DEPARTMENT
OFFICIAL BUSINESS

PENALTY FOR PRIVATE USE TO AVOID
PAYMENT OF POSTAGE, \$300

		POSTMARK OF DELIVERING OFFICE
INSTRUCTIONS: Show name and address below and complete instructions on other side, where applicable. Moisten gummed ends, attach and hold firmly to back of article. Print on front of article RETURN RECEIPT REQUESTED.		 RETURN TO
NAME OF SENDER		
STREET AND NO., OR P.O. BOX		
POST OFFICE, STATE, AND ZIP CODE		

052-10-71545-8

POD Form 3811 Oct. 1965

ACCOUNT NUMBER	PLAT	LOT	LAND VALUATION	BUILDING VALUATION	TOTAL VALUATION	BLDGS. AS P/P	AREA CODE	GRAND TOTAL	SPECIAL TAX	INSTALLMENT PER YR FOR 25YRS
04-529-215	21	325	8,290		8,290		1			
04-529-215	21	396	1,650		1,650		0			
04-529-215	22	134	4,870	280	5,150		0	24,250	327.38	13.09
GERARD M DUNN 227 CRESTWOOD ROAD WARWICK RI										
04-529-315	22	140	5,990	5,650	11,640		1	11,640	157.14	6.28
DURO JEWELRY COMPANY INC 19 AMHERST ST										
04-546-210	33	377	690	5,310	6,000		0	6,000	81.00	3.24
DYER STREET LAND CO 61 PECK ST										
04-561-900	20	72	12,690		12,690		0			
04-561-900	20	76	56,220	104,090	160,310		0	173,000	2,335.50	93.42

No. 741147

RECEIPT FOR CERTIFIED MAIL—20¢

SENT TO

POSTMARK
OR DATE

GERARD M DUNN
227 CRESTWOOD ROAD
WARWICK R I



04-529-315

1. Stick postage stamps to your article to pay:

BASIC CHARGES

Certified fee—20¢

Postage (first-class or airmail)

OPTIONAL SERVICES

Return receipt (10¢ or 35¢)

Deliver to addressee only—50¢

Special delivery

2. If you want this receipt postmarked, stick the gummed stub on the left portion of the address side of the article, *leaving the receipt attached*, and present the article at a post office service window or hand it to your rural carrier. (*no extra charge*)
3. If you do not want this receipt postmarked, stick the gummed stub on the left portion of the address side of the article, detach and retain the receipt, and mail the article.
4. If you want a return receipt, write the certified-mail number and your name and address on a return receipt card, Form 3811, and attach it to the back of the article by means of the gummed ends. Endorse front of article RETURN RECEIPT REQUESTED. (*Fees—10¢ or 35¢.*)
5. If you want the article delivered only to the addressee, endorse it on the front DELIVER TO ADDRESSEE ONLY. (*Fee—50¢.*) Place the same endorsement in line 2 of the return receipt card.
6. Save this receipt and present it if you make inquiry.

INSTRUCTIONS TO DELIVERING EMPLOYEE

☐ Show to whom and when delivered ☐ Show to whom, when, and address where delivered ☐ Deliver ONLY to addressee
(Additional charges required for these services)

RECEIPT

Received the numbered article described below.

REGISTERED NO.	SIGNATURE OR NAME OF ADDRESSEE (Must always be filled in)	
CERTIFIED NO.	1	SIGNATURE OF ADDRESSEES AGENT, IF ANY
INSURED NO.	2	
DATE DELIVERED	SHOW WHERE DELIVERED (only if requested)	

POST OFFICE DEPARTMENT OFFICIAL BUSINESS		PENALTY FOR PRIVATE USE TO AVOID PAYMENT OF POSTAGE, \$300	
<div></div>		POSTMARK OF DELIVERING OFFICE	
		<div></div>	
INSTRUCTIONS: Show name and address below and complete instructions on other side, where applicable. Motion gummed ends, attach and hold firmly to back of article. Print on front of article RETURN RECEIPT REQUESTED.			
NAME OF SENDER		<div></div>	
STREET AND NO. OR P.O. BOX		<div></div>	
POST OFFICE, STATE, AND ZIP CODE		<div></div>	

No. 741148

RECEIPT FOR CERTIFIED MAIL—20¢

SENT TO


POSTMARK
OR DATE

DURO JEWELRY COMPANY INC
19 AMHERST ST
PROVIDENCE, R. I.

04-546-210

JULY 1965

NOT FOR INTERNATIONAL MAIL



1. Stick postage stamps to your article to pay:

BASIC CHARGES

Certified fee—20¢

Postage (first-class or airmail)

OPTIONAL SERVICES

Return receipt (10¢ or 35¢)

Deliver to addressee only—50¢

Special delivery

2. If you want this receipt postmarked, stick the gummed stub on the left portion of the address side of the article, *leaving the receipt attached*, and present the article at a post office service window or hand it to your rural carrier. (*no extra charge*)
3. If you do not want this receipt postmarked, stick the gummed stub on the left portion of the address side of the article, detach and retain the receipt, and mail the article.
4. If you want a return receipt, write the certified-mail number and your name and address on a return receipt card, Form 3811, and attach it to the back of the article by means of the gummed ends. Endorse front of article RETURN RECEIPT REQUESTED. (*Fees—10¢ or 35¢*)
5. If you want the article delivered only to the addressee, endorse it on the front DELIVER TO ADDRESSEE ONLY. (*Fee—50¢*). Place the same endorsement in line 2 of the return receipt card.
6. Save this receipt and present it if you make inquiry.

POST OFFICE DEPARTMENT
OFFICIAL BUSINESS

PENALTY FOR PRIVATE USE TO AVOID
PAYMENT OF POSTAGE, ETC.

INSTRUCTIONS: Show name and address below and
complete instructions on other side, where applicable.
Moisten gummed ends, attach and hold firmly to back
of article. Print on front of article RETURN
RECEIPT REQUESTED.

POSTMARK DEPT.
DELIVERY OFFICE



RETURN
TO

VINCENT VESPIA, CITY CLERK
CITY HALL
PROVIDENCE, R.I., 02903

INSTRUCTIONS TO DELIVERING EMPLOYEE

☐ Show to whom and when delivered ☐ Show to whom, when, and address where delivered ☐ Deliver ONLY to addressee
(Additional charges required for these services)

RECEIPT

Received the numbered article described below.

REGISTERED NO.

SIGNATURE OR NAME OF ADDRESSEE (Must always be filled in)

CERTIFIED NO.

1

INSURED NO.

2

John A. Gault
SIGNATURE OF ADDRESSEE'S AGENT, IF ANY

DATE DELIVERED

SHOW WHERE DELIVERED (only if requested)

No. 741149

RECEIPT FOR CERTIFIED MAIL—20¢	
SENT TO	POSTMARK OR DATE
DYER STREET LAND CO 61 PECK ST PROVIDENCE, R. I.	
04-561-900	
APR 5 1966 USPO	
NOT FOR INTERNATIONAL MAIL	
July 1965	

1. Stick postage stamps to your article to pay:

BASIC CHARGES

Certified fee—20¢

Postage (first-class or airmail)

OPTIONAL SERVICES

Return receipt (10¢ or 35¢)

Deliver to addressee only—50¢


Special delivery

2. If you want this receipt postmarked, stick the gummed stub on the left portion of the address side of the article, *leaving the receipt attached*, and present the article at a post office service window or hand it to your rural carrier. *(no extra charge)*
3. If you do not want this receipt postmarked, stick the gummed stub on the left portion of the address side of the article, detach and retain the receipt, and mail the article.
4. If you want a return receipt, write the certified-mail number and your name and address on a return receipt card, Form 3811, and attach it to the back of the article by means of the gummed ends. Endorse front of article RETURN RECEIPT REQUESTED. *(Fees—10¢ or 35¢)*
5. If you want the article delivered only to the addressee, endorse it on the front DELIVER TO ADDRESSEE ONLY. *(Fee—50¢)*. Place the same endorsement in line 2 of the return receipt card.
6. Save this receipt and present it if you make inquiry.

POST OFFICE DEPARTMENT
OFFICIAL BUSINESS

PENALTY FOR PRIVATE USE TO AVOID
PAYMENT OF POSTAGE \$300

INSTRUCTIONS: Show name and address below and
complete instructions on other side, where applicable.
Moisten gummed ends, attach and hold firmly to back
of article. Print on front of article RETURN
RECEIPT REQUESTED.



VINCENT VESPIA, CITY CLERK
CITY HALL
PROVIDENCE, R.I., 02903

INSTRUCTIONS TO DELIVERING EMPLOYEE

☐ Show to whom and when delivered ☐ Show to whom, when, and address where delivered ☐ Deliver ONLY to addressee
(Additional charges required for these services)

RECEIPT

Received the numbered article described below.

REGISTERED NO.	SIGNATURE OR NAME OF ADDRESSEE (Must always be filled in)	
CERTIFIED NO. 741849	1	<i>Wm. H. Howard Co.</i>
INSURED NO.	2	SIGNATURE OF ADDRESSEE'S AGENT, IF ANY <i>J. P. Williams</i>
DATE DELIVERED APR 6 1966	SHOW WHERE DELIVERED (only if requested)	

ACCOUNT NUMBER	PLAT	LOT	LAND VALUATION	BUILDING VALUATION	TOTAL VALUATION	BLDGS. AS P/P	AREA CODE	GRAND TOTAL	SPECIAL TAX	INSTALLMENT PER YR FOR 25YRS
✓ R H REALTY CO 210 KINSLEY AVE 05-000-505	26	223	44,860	26,400	71,260		0	71,260	962.01	38.48
✓ EDDY ST REALTY CO 51 EDDY ST 05-020-220	20	37	49,400	39,630	89,030		0	89,030	1,201.91	48.07
✓ EQUITY REALTY CO INC 86 WEYBOSSET ST 05-070-325	20	45	13,230	3,000	16,230		0			
05-070-325	20	47	21,660	10,000	31,660		0			
05-070-325	20	180	167,260	25,000	192,260		0	240,150	3,242.03	129.68

No. 741150

RECEIPT FOR CERTIFIED MAIL—20¢

SENT TO

POSTMARK
OR DATE

E R H REALTY CO
210 KINSLEY AVE
PROVIDENCE, R. I.



05-000-505

July 1965

NOT FOR INTERPRETATION PURPOSE


1. Stick postage stamps to your article to pay:
BASIC CHARGES
Certified fee—20¢
Postage (first-class or airmail)

OPTIONAL SERVICES
Return receipt (10¢ or 35¢)
Deliver to addressee only—50¢
Special delivery
2. If you want this receipt postmarked, stick the gummed stub on the left portion of the address side of the article, *leaving the receipt attached*, and present the article at a post office service window or hand it to your rural carrier. (*no extra charge*)
3. If you do not want this receipt postmarked, stick the gummed stub on the left portion of the address side of the article, detach and retain the receipt, and mail the article.
4. If you want a return receipt, write the certified-mail number and your name and address on a return receipt card, Form 3811, and attach it to the back of the article by means of the gummed ends. Endorse front of article RETURN RECEIPT REQUESTED. (*Fees—10¢ or 35¢.*)
5. If you want the article delivered only to the addressee, endorse it on the front DELIVER TO ADDRESSEE ONLY. (*Fee—50¢.*) Place the same endorsement in line 2 of the return receipt card.
6. Save this receipt and present it if you make inquiry.

POST OFFICE DEPARTMENT
OFFICIAL BUSINESS

PEANUT BUTTER FOR PRIVATE USE TO AVOID
PAYMENT OF POSTAGE, 130

POSTMARK OF
DELIVERING OFFICE



INSTRUCTIONS: Show name and address below and
complete instructions on other side, where applicable.
Moisten gummed ends, attach and hold firmly to back
of article. Print on front of article **RETURN**
RECEIPT REQUESTED.

RETURN
TO

VINCENT VESPIA, CITY CLERK
CITY HALL
PROVIDENCE, R.I., 02903

055-10-71548-8

Oct. 1965

POP Form 3811

INSTRUCTIONS TO DELIVERING EMPLOYEE

☐ Show to whom and when delivered ☐ Show to whom, when, and address where delivered ☐ Deliver ONLY to addressee
(Additional charges required for these services)

RECEIPT

Received the numbered article described below.

REGISTERED NO.	SIGNATURE OR NAME OF ADDRESSEE (Must always be filled in)	
CERTIFIED NO. 79130	1	2
INSURED NO.	SIGNATURE OF ADDRESSEE'S AGENT, IF ANY	
DATE DELIVERED 4-6-66	SHOW WHERE DELIVERED (only if requested)	

No. 741151

RECEIPT FOR CERTIFIED MAIL—20¢

SENT TO

POSTMARK
OR DATE

EDDY ST REALTY CO
51 EDDY ST
PROVIDENCE, R. I.



05-020-220

INSURANCE COVERAGE PROVIDED— (See other side)
NOT FOR INTERNATIONAL MAIL
July 1965

1. Stick postage stamps to your article to pay:
BASIC CHARGES
Certified fee—20¢
Postage (first-class or airmail)
2. If you want this receipt postmarked, stick the gummed stub on the left portion of the address side of the article, *leaving the receipt attached*, and present the article at a post office service window or hand it to your rural carrier. (*no extra charge*)
3. If you do not want this receipt postmarked, stick the gummed stub on the left portion of the address side of the article, detach and retain the receipt, and mail the article.
4. If you want a return receipt, write the certified-mail number and your name and address on a return receipt card, Form 3811, and attach it to the back of the article by means of the gummed ends. Endorse front of article RETURN RECEIPT REQUESTED. (*Fees—10¢ or 35¢.*)
5. If you want the article delivered only to the addressee, endorse it on the front DELIVER TO ADDRESSEE ONLY. (*Fee—50¢*). Place the same endorsement in line 2 of the return receipt card.
6. Save this receipt and present it if you make inquiry.

OPTIONAL SERVICES

Return receipt (10¢ or 35¢)
Deliver to addressee only—50¢
Special delivery

POST OFFICE DEPARTMENT
OFFICIAL BUSINESS

PENALTY FOR PRIVATE USE TO AVOID
PAYMENT OF POSTAGE, \$300.

POSTMARK OF
DELIVERING OFFICE

INSTRUCTIONS: Show name and address below and
complete instructions on other side, where applicable.
Moisten gummed ends, attach and hold firmly to back
of article. Print on front of article **RETURN**
RECEIPT REQUESTED.

RETURN
TO

VINCENT VESPIA, CITY CLERK
CITY HALL
PROVIDENCE, R.I., 02903

655-16-71648-8

POP Form 3811 Oct 1965

INSTRUCTIONS TO DELIVERING EMPLOYEE

☐ Show to whom and when delivered ☐ Show to whom, when, and address where delivered ☐ Deliver ONLY to addressee
(Additional charges required for these services)

RECEIPT

Received the numbered article described below.

REGISTERED NO.	SIGNATURE OR NAME OF ADDRESSEE (Must always be filled in)	
CERTIFIED NO. 741151	1	2
INSURED NO.	SIGNATURE OF ADDRESSEE'S AGENT, IF ANY	
DATE DELIVERED 4/6/60	SHOW WHERE DELIVERED (only if requested)	

No. 741152

RECEIPT FOR CERTIFIED MAIL—20¢

SENT TO

POSTMARK
OR DATE

EQUITY REALTY CO INC
86 WEYBOSSET ST
PROVIDENCE, R. I.

05-070-325



NO INSURANCE COVERAGE PROVIDED—
NOT FOR INTERNATIONAL MAIL

1. **POSTAGE** postage stamps to your article to pay:

BASIC CHARGES

Certified fee—20¢

Postage (first-class or airmail)

OPTIONAL SERVICES

Return receipt (10¢ or 35¢)

Deliver to addressee only—50¢

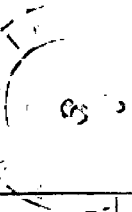
Special delivery

2. If you want this receipt postmarked, stick the gummed stub on the left portion of the address side of the article, *leaving the receipt attached*, and present the article at a post office service window or hand it to your rural carrier. (*no extra charge*)
3. If you do not want this receipt postmarked, stick the gummed stub on the left portion of the address side of the article, detach and retain the receipt, and mail the article.
4. If you want a return receipt, write the certified-mail number and your name and address on a return receipt card, Form 3811, and attach it to the back of the article by means of the gummed ends. Endorse front of article **RETURN RECEIPT REQUESTED**. (*Fees—10¢ or 35¢*)
5. If you want the article delivered only to the addressee, endorse it on the front **DELIVER TO ADDRESSEE ONLY**. (*Fee—50¢*). Place the same endorsement in line 2 of the return receipt card.
6. Save this receipt and present it if you make inquiry.

POST OFFICE DEPARTMENT
OFFICIAL BUSINESS

PENALTY FOR PRIVATE USE TO AVOID
PAYMENT OF POSTAGE, \$300

POSTMARK OF
DELIVERING OFFICE



INSTRUCTIONS: Show name and address below and
complete instructions on other side, where applicable.
Moisten gummed ends, attach and hold firmly to back
of article. Print on front of article **RETURN**
RECEIPT REQUESTED.

**RETURN
TO**

VINCENT VESPIA, CITY CLERK
CITY HALL
PROVIDENCE, R.I., 02903

55-18-71249-8

POD Form 3811 Oct. 1965

INSTRUCTIONS TO DELIVERING EMPLOYEE

☐ Show to whom and when delivered ☐ Show to whom, when, and address where delivered ☐ Deliver ONLY to addressee
(Additional charges required for these services)

RECEIPT

Received the numbered article described below.

REGISTERED NO. SIGNATURE OR NAME OF ADDRESSEE (Must always be filled in)

1

CERTIFIED NO. 14/152

County Realty

2

INSURED NO.

SIGNATURE OF ADDRESSEE'S AGENT, IF ANY

Don J. Longene

DATE DELIVERED

SHOW WHERE DELIVERED (only if requested)

4-8-66

ACCOUNT NUMBER	PLAT	LOT	LAND VALUATION	BUILDING VALUATION	TOTAL VALUATION	BLDGS. AS P/P	AREA CODE	GRAND TOTAL	SPECIAL TAX	INSTALLMENT PER YR FOR 25YRS
F AND D REALTY COMPANY										
564 EDDY ST										
06-000-193	22	191	36,660	88,250	124,910		1			
06-000-193	22	193	2,800	360	3,160		1	128,070	1,728.95	69.15
M EDGAR FAIN IRVING J FAIN										
NORMAN M FAIN AND SELMA F										
PILAVIN D/B/A										
THE BALTON COMPANY										
145 BALTON ROAD										
06-009-952	20	97	34,320	46,710	81,030		0	81,030	1,093.91	43.75
FAIRMOUNT LAND CO.										
530 NO. MAIN ST.										
06-012-452	25	163	88,860	28,370	117,230		0	117,230	1,582.61	63.30
FEINBERG AND COMPANY INC										
260 KINSLEY AVE										
FEINBERG AND COMPANY INC										
260 KINSLEY AVE										
06-071-420	27	15	26,630	23,020	49,650		0			
06-071-420	27	48	8,820	10,180	19,000		0	68,650	926.78	37.07
JEROME FEINSTEIN										
HENRY F LYONS D B A										
EQUITY DISCOUNT CO										
131 WASHINGTON ST										
06-074-205	25	170	125,920	54,890	180,810		0			
06-074-205	25	171	91,680	17,500	109,180		1	289,990	3,914.87	156.59
DOMENICO FIANO AND WF										
ITALIA G AND FRANCESCO										
DELUCA AND WF FLORA A										
57 TUXEDO AVE										
06-114-985	33	460	610	4,430	5,040		0	5,040	68.04	2.72


No. 741153

RECEIPT FOR CERTIFIED MAIL—20¢

SENT TO

POSTMARK
OR DATE

F AND D REALTY COMPANY
564 EDDY ST
PROVIDENCE, R. I.



06-000-193

July 1965

NOT FOR INTERNATIONAL MAIL

(see other side)

1. Stick postage stamps to your article to pay:

BASIC CHARGES

Certified fee—20¢

Postage (first-class or airmail)

OPTIONAL SERVICES

Return receipt (10¢ or 35¢)

Deliver to addressee only—50¢

Special delivery

2. If you want this receipt postmarked, stick the gummed stub on the left portion of the address side of the article, *leaving the receipt attached*, and present the article at a post office service window or hand it to your rural carrier. (*no extra charge*)
3. If you do not want this receipt postmarked, stick the gummed stub on the left portion of the address side of the article, detach and retain the receipt, and mail the article.
4. If you want a return receipt, write the certified-mail number and your name and address on a return receipt card, Form 3811, and attach it to the back of the article by means of the gummed ends. Endorse front of article RETURN RECEIPT REQUESTED. (*Fees—10¢ or 35¢.*)
5. If you want the article delivered only to the addressee, endorse it on the front DELIVER TO ADDRESSEE ONLY. (*Fee—50¢.*) Place the same endorsement in line 2 of the return receipt card.
6. Save this receipt and present it if you make inquiry.

POST OFFICE DEPARTMENT
OFFICIAL BUSINESS

PENALTY FOR PRIVATE USE TO AVOID
PAYMENT OF POSTAGE, \$38

POSTMARK OF
DELIVERING OFFICE



INSTRUCTIONS: Show name and address below and complete in instructions on other side, where applicable. Moisten gummed ends, attach and hold firmly to back of article. Print on front of article RETURN RECEIPT REQUESTED.

← RETURN
TO

VINCENT VESPIA, CITY CLERK
CITY HALL
PROVIDENCE, R.I., 02903

INSTRUCTIONS TO DELIVERER

☐ Show to whom and when delivered ☐ Show to whom, when, and address where delivered ☐ Deliver ONLY to addressee

(Additional charges required for these services)

RECEIPT

Received the numbered article described below.

REGISTERED NO. SIGNATURE OR NAME OF ADDRESSEE (Must always be filled in)

CERTIFIED NO. 741153 1 J. D. Leaky Co.

INSURED NO. 2 SIGNATURE OF ADDRESSEE'S AGENT, IF ANY

DATE DELIVERED APR 7 1961 PM 10 PROVINCIAL


No. 741154

RECEIPT FOR CERTIFIED MAIL—20¢

SENT TO

POSTMARK
OR DATE

M EDGAR FAIN IRVING J FAIN
NORMAN M FAIN AND SELMA
PILAVIN D/B/A
THE BALTON COMPANY
45 BALTON ROAD
PROVIDENCE, R. I.
06-009-952



July 1965

NOT FOR INTERNATIONAL MAIL

1. Stick postage stamps to your article to pay:

BASIC CHARGES

Certified fee—20¢

Postage (first-class or airmail)

OPTIONAL SERVICES

Return receipt (10¢ or 35¢)

Deliver to addressee only—50¢

Special delivery

2. If you want this receipt postmarked, stick the gummed stub on the left portion of the address side of the article, *leaving the receipt attached*, and present the article at a post office service window or hand it to your rural carrier. (*no extra charge*)
3. If you do not want this receipt postmarked, stick the gummed stub on the left portion of the address side of the article, detach and retain the receipt, and mail the article.
4. If you want a return receipt, write the certified-mail number and your name and address on a return receipt card, Form 3811, and attach it to the back of the article by means of the gummed ends. Endorse front of article RETURN RECEIPT REQUESTED. (*Fees—10¢ or 35¢*)
5. If you want the article delivered only to the addressee, endorse it on the front DELIVER TO ADDRESSEE ONLY. (*Fee—50¢*). Place the same endorsement in line 2 of the return receipt card.
6. Save this receipt and present it if you make inquiry.

POST OFFICE DEPARTMENT
OFFICIAL BUSINESS

PENALTY FOR PRIVATE USE TO AVOID
PAYMENT OF POSTAGE, \$300



INSTRUCTIONS: Show name and address below and complete instructions on other side, where applicable. Moistened gummed ends, attach and hold firmly to back of article. Print or stamp on front of article. RETURN RECEIPT REQUESTED.

RETURN
TO

NAME OF SENDER

McCormick West

STREET AND NO. OR P.O. BOX

1177 Main

CITY, STATE, AND ZIP CODE

Portland, ME 04105

INSTRUCTIONS TO DELIVERING EMPLOYEE

☐ Show to whom and ☐ Show to whom, when, and ☐ Deliver ONLY
when delivered address where delivered to addressee
(Additional charges required for these services)

RECEIPT

Received the numbered article described below.

REGISTERED NO.

SIGNATURE OR NAME OF ADDRESSEE (Must always be filled in)

CERTIFIED NO.

741134

INSURED NO.

SIGNATURE OF ADDRESSEE'S AGENT, IF ANY

Robert Davis

DATE DELIVERED

1966

SHOW WHERE DELIVERED (only if requested)

No. 741155

RECEIPT FOR CERTIFIED MAIL—20¢

SENT TO

POSTMARK
OR DATE

FAIRMOUNT LAND CO.
530 NO. MAIN ST.
PROVIDENCE, R. I.



July 1963

NOT FOR INTERNATIONAL MAIL

06-012-452

1. Stick postage stamps to your article to pay:

BASIC CHARGES

Certified fee—20¢

Postage (first-class or airmail)

OPTIONAL SERVICES

Return receipt (10¢ or 35¢)

Delivery to addressee only—50¢

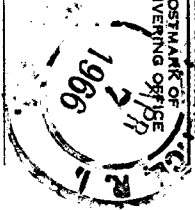
Special delivery

2. If you want this receipt postmarked, stick the gummed stub on the left portion of the address side of the article, *leaving the receipt attached*, and present the article at a post office service window or hand it to your rural carrier. (*no extra charge*)
3. If you do not want this receipt postmarked, stick the gummed stub on the left portion of the address side of the article, detach and retain the receipt, and mail the article.
4. If you want a return receipt, write the certified-mail number and your name and address on a return receipt card, Form 3811, and attach it to the back of the article by means of the gummed ends. Endorse front of article RETURN RECEIPT REQUESTED. (*Fees—10¢ or 35¢*)
5. If you want the article delivered only to the addressee, endorse it on the front DELIVER TO ADDRESSEE ONLY. (*Fee—50¢*). Place the same endorsement in line 2 of the return receipt card.
6. Save this receipt and present it if you make inquiry.

POST OFFICE DEPARTMENT
OFFICIAL BUSINESS

PENALTY FOR PRIVATE USE TO AVOID
PAYMENT OF POSTAGE, 100%

INSTRUCTIONS: Show name and address below and complete instructions on other side, where applicable. Moisten gummed ends, attach and hold firmly to back of article. Print on front of article RETURN RECEIPT REQUESTED.



RETURN
TO

VINCENT VESPIA, CITY CLERK
CITY HALL
PROVIDENCE, R.I., 02903

INSTRUCTIONS TO DELIVERING EMPLOYEE

☐ Show to whom and when delivered
 ☐ Show to whom, when, and address where delivered
 ☐ Deliver ONLY to addressee
(Additional charges required for these services)

RECEIPT

Received the numbered article described below.

REGISTERED NO.	SIGNATURE OR NAME OF ADDRESSEE (<i>Must always be filled in</i>)	
CERTIFIED NO. 741,155	1	<i>[Signature]</i>
INSURED NO.	2	SIGNATURE OF ADDRESSEE'S AGENT, IF ANY <i>[Signature]</i>
DATE DELIVERED APR 7 1966	SHOW WHERE DELIVERED (<i>only if requested</i>)	

No. 741156

RECEIPT FOR CERTIFIED MAIL—20¢

SENT TO

POSTMARK
OR DATE

FEINBERG AND COMPANY INC
260 KINSLEY AVE
PROVIDENCE, R. I.

06-071-420

July 1965

NOT FOR INTERNATIONAL MAIL



1. Stick postage stamps to your article to pay:

BASIC CHARGES

Certified fee—20¢

Postage (first-class or airmail)

OPTIONAL SERVICES

Return receipt (10¢ or 35¢)

Deliver to addressee only—50¢

Special delivery

2. If you want this receipt postmarked, stick the gummed stub on the left portion of the address side of the article, *leaving the receipt attached*, and present the article at a post office service window or hand it to your rural carrier. (*no extra charge*)
3. If you do not want this receipt postmarked, stick the gummed stub on the left portion of the address side of the article, detach and retain the receipt, and mail the article.
4. If you want a return receipt, write the certified-mail number and your name and address on a return receipt card, Form 3811, and attach it to the back of the article by means of the gummed ends. Endorse front of article RETURN RECEIPT REQUESTED. (*Fees—10¢ or 35¢.*)
5. If you want the article delivered only to the addressee, endorse it on the front DELIVER TO ADDRESSEE ONLY. (*Fee—50¢.*) Place the same endorsement in line 2 of the return receipt card.
6. Save this receipt and present it if you make inquiry.

POST OFFICE DEPARTMENT
OFFICIAL BUSINESS

PENALTY FOR PRIVATE USE TO AVOID
PAYMENT OF POSTAGE, \$300

INSTRUCTIONS: Show name and address below and complete instructions on other side, where applicable. Moistened gummed ends, attach and hold firmly to back of article. Print on front of article RETURN RECEIPT REQUESTED.

POSTMARK OF
DELIVERING OFFICE

← RETURN
TO

VINCENT VESPINA, CITY CLERK
CITY HALL
PROVIDENCE, R.I., 02903

INSTRUCTIONS TO DELIVERING EMPLOYEE

☐ Show to whom and when delivered ☐ Show to whom, when, and address where delivered ☐ Deliver ONLY to addressee
(Additional charges required for these services)

RECEIPT

Received the numbered article described below.

REGISTERED NO.	SIGNATURE OR NAME OF ADDRESSEE (Many always be filled in)	
CERTIFIED NO. 791456	1	Signature of Addressee: <i>Charles E. Davis</i>
INSURED NO.	2	SIGNATURE OF ADDRESSEE'S AGENT, IF ANY <i>Arnold R. Dunsen</i>
DATE DELIVERED Nov 10	SHOW WHERE DELIVERED (only if requested)	

No. 741157

RECEIPT FOR CERTIFIED MAIL—20¢

SENT TO

POSTMARK
OR DATE

JEROME FEINSTEIN
HENRY F LYONS D B A
EQUITY DISCOUNT CO
131 WASHINGTON ST
PROVIDENCE, R. I.

06-074-205

JULY 1965

NOT FOR INTERNATIONAL MAIL



1. Stick postage stamps to your article to pay:

BASIC CHARGES

Certified fee—20¢

Postage (first-class or airmail)

OPTIONAL SERVICES

Return receipt (10¢ or 35¢)

Deliver to addressee only—50¢

Special delivery

2. If you want this receipt postmarked, stick the gummed stub on the left portion of the address side of the article, *leaving the receipt attached*, and present the article at a post office service window or hand it to your rural carrier. *(no extra charge)*
3. If you do not want this receipt postmarked, stick the gummed stub on the left portion of the address side of the article, detach and retain the receipt, and mail the article.
4. If you want a return receipt, write the certified-mail number and your name and address on a return receipt card, Form 3811, and attach it to the back of the article by means of the gummed ends. Endorse front of article RETURN RECEIPT REQUESTED. *(Fees—10¢ or 35¢.)*
5. If you want the article delivered only to the addressee, endorse it on the front DELIVER TO ADDRESSEE ONLY. *(Fee—50¢.)* Place the same endorsement in line 2 of the return receipt card.
6. Save this receipt and present it if you make inquiry.

POST OFFICE DEPARTMENT
OFFICIAL BUSINESS

PENALTY FOR PRIVATE USE TO AVOID
PAYMENT OF POSTAGE, \$300

POSTMARK OF
DELIVERING OFFICE

INSTRUCTIONS: Show name and address below and
complete instructions on other side, where applicable.
Moisten gummed ends, attach and hold firmly to back
of article. Print on front of article RETURN
RECEIPT REQUESTED.

RETURN
TO

VINCENT VESPIA, CITY CLERK
CITY HALL
PROVIDENCE, R.I., 02903

INSTRUCTIONS TO DELIVERING EMPLOYEE

☐ Show to whom and when delivered ☐ Show to whom, when, and address where delivered ☐ Deliver ONLY to addressee
(Additional charges required for these services)

RECEIPT

Received the numbered article described below.

REGISTERED NO.	SIGNATURE OR NAME OF ADDRESSEE (Must always be filled in)	
CERTIFIED NO. 741157	1	<i>Equity Insurance Co.</i> SIGNATURE OF ADDRESSEE'S AGENT, IF ANY
INSURED NO.	2	
DATE DELIVERED 4/6/66	SHOW WHERE DELIVERED (only if requested) <i>Mexico City</i>	

741158

RECEIPT FOR CERTIFIED MAIL—20¢


SENT TO

POSTMARK
OR DATE

DOMENICO FIANO AND WF
ITALIA G AND FRANCESCO
DELUCA AND WF FLORA A
57 TUXEDO AVE
PROVIDENCE, R. I.

06-114-985

NOT FOR INTERNATIONAL MAIL



our article to pay:

OPTIONAL SERVICES

Return receipt (10¢ or 35¢)

Deliver to addressee only—50¢

Special delivery

(class or airmail)

2. If you want this receipt postmarked, stick the gummed stub on the left portion of the address side of the article, *leaving the receipt attached*, and present the article at a post office service window or hand it to your rural carrier. *(no extra charge)*
3. If you do not want this receipt postmarked, stick the gummed stub on the left portion of the address side of the article, detach and retain the receipt, and mail the article.
4. If you want a return receipt, write the certified-mail number and your name and address on a return receipt card, Form 3811, and attach it to the back of the article by means of the gummed ends. Endorse front of article RETURN RECEIPT REQUESTED. *(Fees—10¢ or 35¢.)*
5. If you want the article delivered only to the addressee, endorse it on the front DELIVER TO ADDRESSEE ONLY. *(Fee—50¢.)* Place the same endorsement in line 2 of the return receipt card.
6. Save this receipt and present it if you make inquiry.

POST OFFICE DEPARTMENT
OFFICIAL BUSINESS

PENALTY FOR PRIVATE USE TO AVOID
PAYMENT OF POSTAGE, \$300

POSTMARK OF
DELIVERING OFFICE

INSTRUCTIONS: Show name and address below and
complete instructions on other side, where applicable.
Moisten gummed ends, attach and hold firmly to back
of article. Print on front of article RETURN
RECEIPT REQUESTED.

← RETURN
TO

VINCENT VESPIA, CITY CLERK
CITY HALL
PROVIDENCE, R.I., 02903

INSTRUCTIONS TO DELIVERING EMPLOYEE

☐ Show to whom and when delivered ☐ Show to whom, when, and address where delivered ☐ Deliver ONLY to addressee
(Additional charges required for these services)

RECEIPT

Received the numbered article described below.

REGISTERED NO.	SIGNATURE OR NAME OF ADDRESSEE <i>(Must always be filed in)</i>	
CERTIFIED NO. 74158	1	<i>[Signature]</i>
INSURED NO.	2	SIGNATURE OF ADDRESSEE'S AGENT, IF ANY
DATE DELIVERED 4/1/58	SHOW WHERE DELIVERED <i>(only if requested)</i>	

ACCOUNT NUMBER	PLAT	LOT	LAND VALUATION	BUILDING VALUATION	TOTAL VALUATION	BLDGS. AS P/P	AREA CODE	GRAND TOTAL	SPECIAL TAX	INSTALLMENT PER YR FOR 25YRS
✓ THE FIELD LAND COMPANY										
119 HARRIS AVE										
06-120-100	26	241	40,510	66,510	107,020		1	107,020	1,444.77	57.79
✓ FIRST FEDERAL SAVINGS AND LOAN ASSOCIATION OF PROV										
110 WESTMINSTER ST										
06-148-200	20	125	92,220	143,310	235,530		0	235,530	3,179.66	127.18
✓ FORTY NINE INC										
BOX 1300										
06-242-215	20	129	61,400	31,000	92,400		0	92,400	1,247.40	49.89
✓ J A FOSTER LAND CO										
141 WESTMINSTER ST										
06-246-105	20	140		22,060	22,060		0	22,060	297.81	11.91
✓ FOUR SQUARE REALTY INC										
425 RICHMOND ST										
06-249-134	21	317	2,020	8,920	10,940		0			
06-249-134	21	318	5,180	10,980	16,160		0	27,100	365.85	14.63
✓ IDA M FRANK AND										
HASKELL FRANK										
303 CANAL ST										
BOX 6025										
06-269-650	10	13	28,380	24,390	52,770		0	52,770	712.40	28.49
✓ FREDERICK REALTY CORPORATION										
407 HARRIS AVE										
06-286-222	27	12	28,340	24,270	52,610		1			
06-286-222	65	563	900	4,740	5,640		0	58,250	786.38	31.45
✓ FREEMASONS HALL COMPANY										
127 DORRANCE ST										
06-294-000	20	261	77,220	90,000	167,220		0	167,220	2,257.47	90.29

No. 741159

RECEIPT FOR CERTIFIED MAIL—20¢

SENT TO

POSTMARK
OR DATE

THE FIELD LAND COMPANY
119 HARRIS AVE
PROVIDENCE, R. I.



06-120-100

1. Stick postage stamps to your article to pay:

BASIC CHARGES

Certified fee—20¢

Postage (first-class or airmail)

OPTIONAL SERVICES

Return receipt (10¢ or 35¢)

Deliver to addressee only—50¢

Special delivery

2. If you want this receipt postmarked, stick the gummed stub on the left portion of the address side of the article, *leaving the receipt attached*, and present the article at a post office service window or hand it to your rural carrier. (*no extra charge*)
3. If you do not want this receipt postmarked, stick the gummed stub on the left portion of the address side of the article, detach and retain the receipt, and mail the article.
4. If you want a return receipt, write the certified-mail number and your name and address on a return receipt card, Form 3811, and attach it to the back of the article by means of the gummed ends. Endorse front of article **RETURN RECEIPT REQUESTED**. (*Fees—10¢ or 35¢.*)
5. If you want the article delivered only to the addressee, endorse it on the front **DELIVER TO ADDRESSEE ONLY**. (*Fee—50¢*). Place the same endorsement in line 2 of the return receipt card.
6. Save this receipt and present it if you make inquiry.

POST OFFICE DEPARTMENT
OFFICIAL BUSINESS

POSTMARK OF
DELIVERING OFFICE

PENALTY FOR PRIVATE USE TO AVOID
PAYMENT OF POSTAGE, \$300

1966

1366

INSTRUCTIONS: Show name and address below and
complete instructions on other side, where applicable.
Moisten gummed ends, attach and hold firmly to back
of article. Print on front of article **RETURN**
RECEIPT REQUESTED.

RETURN
TO

VINCENT VESPIA, CITY CLERK
CITY HALL
PROVIDENCE, R.I., 02903

655-16-71548-8

POD Form 3811 Oct. 1965

INSTRUCTIONS TO DELIVERING EMPLOYEE

☐ Show to whom and when delivered ☐ Show to whom, when, and address where delivered ☐ Deliver ONLY to addressee
(Additional charges required for these services)

RECEIPT

Received the numbered article described below.

REGISTERED NO.	SIGNATURE OR NAME OF ADDRESSEE (Must always be filled in)	
CERTIFIED NO. <i>7-11-66</i>	1 <i>Fidelity Sec Co - Brooklyn 7</i>	SIGNATURE OF ADDRESSEE'S AGENT, IF ANY <i>Robert Chapman</i>
INSURED NO.	2	
DATE DELIVERED <i>4-4-66</i>	SHOW WHERE DELIVERED (only if requested)	

No. 741160

RECEIPT FOR CERTIFIED MAIL—20¢

SENT TO

POSTMARK
OR DATE

FIRST FEDERAL SAVINGS AND
LOAN ASSOCIATION OF PROVIDENCE
110 WESTMINSTER ST
PROVIDENCE, R. I.



06-148-200

JULY 1965


NOT FOR DISTRIBUTION OUTSIDE

1. Stick postage stamps to your article to pay:
BASIC CHARGES
Certified fee—20¢
Postage (first-class or airmail)

OPTIONAL SERVICES
Return receipt (10¢ or 35¢)
Deliver to addressee only—50¢
Special delivery
2. If you want this receipt postmarked, stick the gummed stub on the left portion of the address side of the article, *leaving the receipt attached*, and present the article at a post office service window or hand it to your rural carrier. (*no extra charge*)
3. If you do not want this receipt postmarked, stick the gummed stub on the left portion of the address side of the article, detach and retain the receipt, and mail the article.
4. If you want a return receipt, write the certified-mail number and your name and address on a return receipt card, Form 3811, and attach it to the back of the article by means of the gummed ends. Endorse front of article RETURN RECEIPT REQUESTED. (*Fees—10¢ or 35¢.*)
5. If you want the article delivered only to the addressee, endorse it on the front DELIVER TO ADDRESSEE ONLY. (*Fee—50¢.*) Place the same endorsement in line 2 of the return receipt card.
6. Save this receipt and present it if you make inquiry.

POST OFFICE DEPARTMENT
OFFICIAL BUSINESS

PENALTY FOR PRIVATE USE TO AVOID
PAYMENT OF POSTAGE \$300

	POSTMARK OF DELIVERING OFFICE
	

INSTRUCTIONS: Show name and address below and complete instructions on other side, where applicable. Moisten gummed ends, attach and hold firmly to back of article. Print on front of article **RETURN** RECEIPT REQUESTED.

← **RETURN** **TO**

VINCENT VESPIA, CITY CLERK
CITY HALL
PROVIDENCE, R.I., 02903

INSTRUCTIONS TO DELIVERING EMPLOYEE

☐ Show to whom and when delivered ☐ Show to whom, when, and address where delivered ☐ Deliver ONLY to addressee
(Additional charges required for these services)

RECEIPT

Received the numbered article described below.

REGISTERED NO.	SIGNATURE OR NAME OF ADDRESSEE (Must always be filled in)	
	1	2
CERTIFIED NO.	SIGNATURE OF ADDRESSEE'S AGENT, IF ANY	
741160		
INSURED NO.		
DATE DELIVERED	SHOW WHERE DELIVERED (only if requested)	

No. 741161

RECEIPT FOR CERTIFIED MAIL—20¢

SENT TO

POSTMARK
OR DATE

FORTY NINE INC
BOX 1300
PROVIDENCE, R. I.



06-242-215

JULY 1965


1. Stick postage stamps to your article to pay:
BASIC CHARGES
Certified fee—20¢
Postage (first-class or airmail)
2. If you want this receipt postmarked, stick the gummed stub on the left portion of the address side of the article, *leaving the receipt attached*, and present the article at a post office service window or hand it to your rural carrier. (*no extra charge*)
3. If you do not want this receipt postmarked, stick the gummed stub on the left portion of the address side of the article, detach and retain the receipt, and mail the article.
4. If you want a return receipt, write the certified-mail number and your name and address on a return receipt card, Form 3811, and attach it to the back of the article by means of the gummed ends. Endorse front of article RETURN RECEIPT REQUESTED. (*Fees—10¢ or 35¢.*)
5. If you want the article delivered only to the addressee, endorse it on the front DELIVER TO ADDRESSEE ONLY. (*Fee—50¢*). Place the same endorsement in line 2 of the return receipt card.
6. Save this receipt and present it if you make inquiry.

OPTIONAL SERVICES

Return receipt (10¢ or 35¢)
Deliver to addressee only—50¢
Special delivery

POST OFFICE DEPARTMENT
OFFICIAL BUSINESS

PENALTY FOR PRIVATE USE TO AVOID
PAYMENT OF POSTAGE, \$300

<p>POSTMARK OF DELIVERING OFFICE</p> 	<p>RETURN TO</p>
<p>INSTRUCTIONS: Show name and address below and complete instructions on other side, where applicable. Moisten gummed ends, attach and hold firmly to back of article. Print on front of article RETURN RECEIPT REQUESTED.</p>	

VINCENT VESPIA, CITY CLERK
CITY HALL
PROVIDENCE, R.I., 02903

☐ Show to whom and when delivered ☐ Show to whom, when, and address where delivered ☐ Deliver ONLY to addressee
(Additional charges required for these services)

RECEIPT

Received the numbered article described below.

REGISTERED NO.	SIGNATURE OR NAME OF ADDRESSEE (Must always be filled in)	
CERTIFIED NO. 241161	1	2
INSURED NO.	SIGNATURE OF ADDRESSEE'S AGENT, IF ANY Forty nine Six	
DATE DELIVERED APR 1966	SHOW WHERE DELIVERED (only if requested)	

No. 741162

RECEIPT FOR CERTIFIED MAIL—20¢

SENT TO

POSTMARK
OR DATE

J A FOSTER LAND CO
141 WESTMINSTER ST
PROVIDENCE, R. I.



06-246-105

July 1965

NOT FOR INTERNATIONAL MAIL

1. Stick postage stamps to your article to pay:

BASIC CHARGES

Certified fee—20¢

Postage (first-class or airmail)

OPTIONAL SERVICES

Return receipt (10¢ or 35¢)

Deliver to addressee only—50¢

Special delivery *

2. If you want this receipt postmarked, stick the gummed stub on the left portion of the address side of the article, *leaving the receipt attached*, and present the article at a post office service window or hand it to your rural carrier. (*no extra charge*)
3. If you do not want this receipt postmarked, stick the gummed stub on the left portion of the address side of the article, detach and retain the receipt, and mail the article.
4. If you want a return receipt, write the certified-mail number and your name and address on a return receipt card, Form 3811, and attach it to the back of the article by means of the gummed ends. Endorse front of article **RETURN RECEIPT REQUESTED**. (*Fees—10¢ or 35¢.*)
5. If you want the article delivered only to the addressee, endorse it on the front **DELIVER TO ADDRESSEE ONLY**. (*Fee—50¢.*) Place the same endorsement in line 2 of the return receipt card.
6. Save this receipt and present it if you make inquiry.

POST OFFICE DEPARTMENT
OFFICIAL BUSINESS

PENALTY FOR PRIVATE USE TO AVOID
PAYMENT OF POSTAGE, \$300

POSTMARK OF
DELIVERING OFFICE



INSTRUCTIONS: Show name and address below and
complete instructions on other side, where applicable.
Moisten gummed ends, attach and hold firmly to back
of article. Print on front of article **RETURN**
RECEIPT REQUESTED.

RETURN
TO

VINCENT VESPIA, CITY CLERK
CITY HALL
PROVIDENCE, R.I., 02903

INSTRUCTIONS TO DELIVERING EMPLOYEE

☐ Show to whom and when delivered ☐ Show to whom, when, and address where delivered ☐ Deliver ONLY to addressee
(Additional charges required for these services)

RECEIPT

Received the numbered article described below.

REGISTERED NO.	SIGNATURE OR NAME OF ADDRESSEE (Must always be filled in)	
CERTIFIED NO. 74/162	1	A. Fisher-Kimball
INSURED NO.	2	SIGNATURE OF ADDRESSEE'S AGENT, IF ANY [Signature]
DATE DELIVERED 4/6/62	SHOW WHERE DELIVERED (only if requested)	

No. 741163

RECEIPT FOR CERTIFIED MAIL—20¢

SENT TO

POSTMARK
OR DATE

FOUR SQUARE REALTY INC
425 RICHMOND ST
PROVIDENCE, R. I.

06-249-134



POD Form 3800
July 1965

NO INSURANCE COVERAGE PROVIDED—
NOT FOR INTERNATIONAL MAIL

(See other side)

1. Stick postage stamps to your article to pay:

BASIC CHARGES

Certified fee—20¢

Postage (first-class or airmail)

OPTIONAL SERVICES

Return receipt (10¢ or 35¢)

Deliver to addressee only—50¢

Special delivery

2. If you want this receipt postmarked, stick the gummed stub on the left portion of the address side of the article, *leaving the receipt attached*, and present the article at a post office service window or hand it to your rural carrier. (*no extra charge*)
3. If you do not want this receipt postmarked, stick the gummed stub on the left portion of the address side of the article, detach and retain the receipt, and mail the article.
4. If you want a return receipt, write the certified-mail number and your name and address on a return receipt card, Form 3811, and attach it to the back of the article by means of the gummed ends. Endorse front of article RETURN RECEIPT REQUESTED. (*Fees—10¢ or 35¢.*)
5. If you want the article delivered only to the addressee, endorse it on the front DELIVER TO ADDRESSEE ONLY. (*Fee—50¢*). Place the same endorsement in line 2 of the return receipt card.
6. Save this receipt and present it if you make inquiry.*

* GPO : 1965 O-786-585

POST OFFICE DEPARTMENT
OFFICIAL BUSINESS

PENALTY FOR PRIVATE USE TO AVOID
PAYMENT OF POSTAGE, \$200

POSTMARK OF
DELIVERING OFFICE

INSTRUCTIONS: Show name and address below and
complete instructions on other side, where applicable.
Moisten gummed ends, attach and hold firmly to back
of article. Print on front of article **RETURN**
RECEIPT REQUESTED.

RETURN
TO

VINCENT VESPIA, CITY CLERK
CITY HALL
PROVIDENCE, R.I., 02903

055-16-71549-8

POD Form 3811 Oct. 1965

<input type="checkbox"/> Show to whom and when delivered	<input type="checkbox"/> Show to whom, when, and address where delivered	<input type="checkbox"/> Deliver ONLY to addressee
(Additional charges required for these services)		

RECEIPT

Received the numbered article described below.

REGISTERED NO.	SIGNATURE OR NAME OF ADDRESSEE (Must always be filled in)	
CERTIFIED NO. 7411153	1	2
INSURED NO.	SIGNATURE OF ADDRESSEE'S AGENT, IF ANY	
DATE DELIVERED.	SHOW WHERE DELIVERED (only if requested)	
4-1-66	Mrs. S. D. Carter	

No. 741164

RECEIPT FOR CERTIFIED MAIL—20¢

SENT TO

POSTMARK
OR DATE

IDA M FRANK AND
HASKELL FRANK
303 CANAL ST
BOX 6025
PROVIDENCE, R. I.

06-269-650

July 1965

NOT FOR INTERNATIONAL MAIL



1. Stick postage stamps to your article to pay:
BASIC CHARGES
Certified fee—20¢
Postage (first-class or airmail)

OPTIONAL SERVICES
Return receipt (10¢ or 35¢)
Deliver to addressee only—50¢
Special delivery
2. If you want this receipt postmarked, stick the gummed stub on the left portion of the address side of the article, *leaving the receipt attached*, and present the article at a post office service window or hand it to your rural carrier. (*no extra charge*)
3. If you do not want this receipt postmarked, stick the gummed stub on the left portion of the address side of the article, detach and retain the receipt, and mail the article.
4. If you want a return receipt, write the certified-mail number and your name and address on a return receipt card, Form 3811, and attach it to the back of the article by means of the gummed ends. Endorse front of article RETURN RECEIPT REQUESTED. (*Fees—10¢ or 35¢.*)
5. If you want the article delivered only to the addressee, endorse it on the front DELIVER TO ADDRESSEE ONLY. (*fee—50¢*). Place the same endorsement in line 2 of the return receipt card.
6. Save this receipt and present it if you make inquiry.

POST OFFICE DEPARTMENT
OFFICIAL BUSINESS

PENALTY FOR PRIVATE USE TO AVOID
PAYMENT OF POSTAGE, \$300

<p>INSTRUCTIONS: Show name and address below and complete instructions on other side, where applicable. Moisten gummed ends, attach and hold firmly to back of article. Print on front of article RETURN RECEIPT REQUESTED.</p>	<p>POSTMARK OF DELIVERING OFFICE</p> <p>PR 9 1966</p>
---	---

← RETURN
TO

VINCENT VESPIA, CITY CLERK
CITY HALL
PROVIDENCE, R.I., 02903

055-16-71548-8

POP Form 3811 Oct. 1965

INSTRUCTIONS TO DELIVERING EMPLOYEE

☐ Show to whom and when delivered ☐ Show to whom, when, and address where delivered ☐ Deliver ONLY to addressee
(Additional charges required for these services)

RECEIPT

Received the numbered article described below.

REGISTERED NO. SIGNATURE OR NAME OF ADDRESSEE (Must always be filled in)

CERTIFIED NO.

INSURED NO.

DATE DELIVERED

SHOW WHERE DELIVERED (only if requested)

1 *Mr. Hasbally Frank*

2 SIGNATURE OF ADDRESSEE'S AGENT, IF ANY


W. Roy L. Howell

4-4-66

No. 741165

RECEIPT FOR CERTIFIED MAIL—20¢	
SENT TO	POSTMARK OR DATE
FREDERICK REALTY CORPORATION 407 HARRIS AVE PROVIDENCE, R. I.	
06-286-222	
NOT FOR INTERNATIONAL MAIL	

July 1965



1. Stick postage stamps to your article to pay:

BASIC CHARGES

Certified fee—2½¢

Postage (first-class or airmail)

OPTIONAL SERVICES

Return receipt (10¢ or 35¢)

Deliver to addressee only—50¢

Special delivery

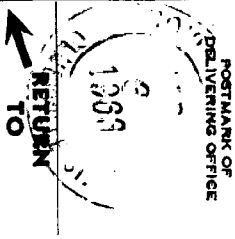
2. If you want this receipt postmarked, stick the gummed stub on the left portion of the address side of the article, *leaving the receipt attached*, and present the article at a post office service window or hand it to your rural carrier. (*no extra charge*)
3. If you do not want this receipt postmarked, stick the gummed stub on the left portion of the address side of the article, detach and retain the receipt, and mail the article.
4. If you want a return receipt, write the certified-mail number and your name and address on a return receipt card, Form 3811, and attach it to the back of the article by means of the gummed ends. Endorse front of article RETURN RECEIPT REQUESTED. (*Fees—10¢ or 35¢*)
5. If you want the article delivered only to the addressee, endorse it on the front DELIVER TO ADDRESSEE ONLY. (*Fee—50¢*). Place the same endorsement in line 2 of the return receipt card.
6. Save this receipt and present it if you make inquiry.

POST OFFICE DEPARTMENT
OFFICIAL BUSINESS

PENALTY FOR PRIVATE USE TO AVOID
PAYMENT OF POSTAGE: \$200

POSTMARK OF
DELIVERING OFFICE

INSTRUCTIONS: Show name and address below and
complete instructions on other side where applicable.
Moisten gummed ends, attach and hold firmly to back
of article. Fill in on front of article RETURN
RECEIPT REQUESTED.



VINCENT VESPIA, CITY CLERK
CITY HALL
PROVIDENCE, R.I., 02903

INSTRUCTIONS TO DELIVERING EMPLOYEE

☐ Show to whom and when delivered ☐ Show to whom, when, and address where delivered ☐ Deliver ONLY to addressee
(Additional charges required for these services)


RECEIPT

Received the numbered article described below.

REGISTERED NO.	SIGNATURE OR NAME OF ADDRESSEE (Must always be filled in)	
CERTIFIED NO. 5411625	1	Frederick Pearty
INSURED NO.	2	SIGNATURE OF ADDRESSEE'S AGENT, IF ANY Liana Mameria
DATE DELIVERED 4-6-66	SHOW WHERE DELIVERED (only if requested)	

No. 741166

RECEIPT FOR CERTIFIED MAIL—20¢	
SENT TO	POSTMARK OR DATE
FREEMASONS HALL COMPANY 127 DORRANCE ST PROVIDENCE, R. I.	
06-294-000	
JULY 1965	
NOT FOR INTERNATIONAL MAIL	



1. Stick postage stamps to your article to pay:

BASIC CHARGES

Certified fee—20¢

Postage (first-class or airmail)

OPTIONAL SERVICES

Return receipt (10¢ or 35¢)

Deliver to addressee only—50¢

Special delivery

2. If you want this receipt postmarked, stick the gummed stub on the left portion of the address side of the article, *leaving the receipt attached*, and present the article at a post office service window or hand it to your rural carrier. (*no extra charge*)
3. If you do not want this receipt postmarked, stick the gummed stub on the left portion of the address side of the article, detach and retain the receipt, and mail the article.
4. If you want a return receipt, write the certified-mail number and your name and address on a return receipt card, Form 3811, and attach it to the back of the article by means of the gummed ends. Endorse front of article RETURN RECEIPT REQUESTED. (*Fees—10¢ or 35¢.*)
5. If you want the article delivered only to the addressee, endorse it on the front DELIVER TO ADDRESSEE ONLY. (*Fee—50¢.*) Place the same endorsement in line 2 of the return receipt card.
6. Save this receipt and present it, if you make inquiry.

POST OFFICE DEPARTMENT
OFFICIAL BUSINESS

PENALTY FOR PRIVATE USE TO AVOID
PAYMENT OF POSTAGE, \$300

POSTMARK OF
DELIVERING OFFICE

INSTRUCTIONS: Show name and address below and
complete instructions on other side, where applicable.
No return gummed ends, attach and hold firmly to back
of article. Print on front of article RETURN
RECEIPT REQUESTED.

RETURN
TO

VINCENT VESPINA, CITY CLERK
CITY HALL
PROVIDENCE, R.I., 02903

INSTRUCTIONS TO DELIVERING EMPLOYEE

☐ Show to whom and when delivered ☐ Show to whom, when, and address where delivered ☐ Deliver ONLY to addressee
(Additional charges required for these services)

RECEIPT

Received the numbered article described below.

REGISTERED NO.

SIGNATURE OR NAME OF ADDRESSEE (Must always be filled in)

CERTIFIED NO.

INSURED NO.

DATE DELIVERED

1

2

SIGNATURE OF ADDRESSEE'S AGENT, IF ANY

SHOW WHERE DELIVERED (only if requested)

ACCOUNT NUMBER	PLAT	LOT	LAND VALUATION	BUILDING VALUATION	TOTAL VALUATION	BLDGS. AS P/P	AREA CODE	GRAND TOTAL	SPECIAL TAX	INSTALLMENT PER YR FOR 25YRS
FREEMWAY AUTO BODY AND RADIATOR WORKS INC 195 VALLEY ST										
06-294-585	33	271	400		400		0			
06-294-585	33	313	2,260	14,460	16,720		1	17,120	231.12	9.24
FREEMWAY REALTY CORPORATION 150 SOUTH MAIN ST										
06-294-598	12	46	4,560		4,560		0			
06-294-598	12	48	2,790		2,790		0			
06-294-598	12	51	17,210	1,030	18,240		1			
06-294-598	12	73	40,290		40,290		1	65,880	889.38	35.57
PASQUALE FRENZILLI AND WF CAROLINA 70 FARM ST										
06-297-210	65	634	850	9,120	9,970		1	9,970	134.60	5.38
FRIENDSHIP REALTY COMPANY 117 FRIENDSHIP ST										
06-304-700	20	330	40,080	17,730	57,810		0			
06-304-700	20	331	33,870	800	34,670		0	92,480	1,248.48	49.93
PASQUALE FUSCO & WF VINCENZA 42 TUXEDO AVE										
06-325-610	33	380	690	5,560	6,250		0	6,250	84.38	3.37

No. 741167

RECEIPT FOR CERTIFIED MAIL—20¢

SENT TO

POSTMARK
OR DATE

FREEMAN AUTO BODY AND
RADIATOR WORKS INC
195 VALLEY ST
PROVIDENCE, R. I.



06-294-585

JULY 1963

NOT FOR INTERNATIONAL MAIL

1000 OFFICE ST/

1. Stick postage stamps to your article to pay:
BASIC CHARGES
Certified fee—20¢
Postage (first-class or¹ airmail)
2. If you want this receipt postmarked, stick the gummed stub on the left portion of the address side of the article, *leaving the receipt attached*, and present the article at a post office service window or hand it to your rural carrier. (*no extra charge*)
3. If you do not want this receipt postmarked, stick the gummed stub on the left portion of the address side of the article, detach and retain the receipt, and mail the article.
4. If you want a return receipt, write the certified-mail number and your name and address on a return receipt card, Form 3811, and attach it to the back of the article by means of the gummed ends. Endorse front of article RETURN RECEIPT REQUESTED. (*Fees—10¢ or 35¢.*)
5. If you want the article delivered only to the addressee, endorse it on the front DELIVER TO ADDRESSEE ONLY. (*Fee—50¢*). Place the same endorsement in line 2 of the return receipt card.
6. Save this receipt and present it if you make inquiry.
- OPTIONAL SERVICES
Return receipt (10¢ or 35¢)
Deliver to addressee only—50¢
Special delivery

OFFICE DEPARTMENT
OFFICIAL BUSINESS

PENALTY FOR PRIVATE USE TO AVOID
PAYMENT OF POSTAGE, \$300

POSTMARK OF
DELIVERING OFFICE

INSTRUCTIONS: Show name and address below and
complete instructions on other side, where applicable.
Moisten gummed ends, attach and hold firmly to back
of article. Print on front of article RETURN
RECEIPT REQUESTED.

RETURN
TO

VINCENT VESPIA, CITY CLERK
CITY HALL
PROVIDENCE, R.I., 02903

INSTRUCTIONS TO DELIVERING EMPLOYEE

☐ Show to whom and when delivered ☐ Show to whom, when, and address where delivered ☐ Deliver ONLY to addressee
(Additional charges required for these services)

RECEIPT

Received the numbered article described below.

REGISTERED NO.	SIGNATURE OR NAME OF ADDRESSEE (Must always be filled in)	
CERTIFIED NO. 741161	1	2
INSURED NO.	SIGNATURE OF ADDRESSEE'S AGENT, IF ANY	
DATE DELIVERED 4/21/66	SHOW WHERE DELIVERED (only if requested)	

No. 741168

RECEIPT FOR CERTIFIED MAIL—20¢

SENT TO

POSTMARK
OR DATE

FREEWAY REALTY CORPORATION
150 SOUTH MAIN ST
PROVIDENCE, R. I.

06-294-598

July 1965

NOT FOR INTERNATIONAL MAIL



1. Stick postage stamps to your article to pay:

BASIC CHARGES

Certified fee—20¢

Postage (first-class or airmail)

OPTIONAL SERVICES

Return receipt (10¢ or 35¢)

Deliver to addressee only—50¢

Special delivery

2. If you want this receipt postmarked, stick the gummed stub on the left portion of the address side of the article, *leaving the receipt attached*, and present the article at a post office service window or hand it to your rural carrier. (*no extra charge*)
3. If you do not want this receipt postmarked, stick the gummed stub on the left portion of the address side of the article, detach and retain the receipt, and mail the article.
4. If you want a return receipt, write the certified-mail number and your name and address on a return receipt card, Form 3811, and attach it to the back of the article by means of the gummed ends. Endorse front of article RETURN RECEIPT REQUESTED. (*Fees—10¢ or 35¢.*)
5. If you want the article delivered only to the addressee, endorse it on the front DELIVER TO ADDRESSEE ONLY. (*Fee—50¢.*) Place the same endorsement in line 2 of the return receipt card.
6. Save this receipt and present it if you make inquiry.

POST OFFICE DEPARTMENT
OFFICIAL BUSINESS

PENALTY FOR PRIVATE USE TO AVOID
PAYMENT OF POSTAGE, 100

<p>INSTRUCTIONS: Show name and address below and complete instructions on other side, where applicable. Moisten gummed ends, scratch and hold firmly to back of article. Print on front of article RETURN RECEIPT REQUESTED.</p>	<p>POSTMARK OF DELIVERING OFFICE</p> <p>73</p> <p>RETURN TO</p>
--	---

VINCENT VESPIA, CITY CLERK
CITY HALL
PROVIDENCE, R.I., 02903

055-10-71548-8

2011 Oct 1 1965

INSTRUCTIONS TO SERVICE PROVIDER

☐ Show to whom and when delivered ☐ Show to whom, when, and address where delivered ☐ Deliver ONLY to addressee

(Additional charges required for these services)

RECEIPT

Received the numbered article described below.

REGISTERED NO. _____ SIGNATURE OR NAME OF ADDRESSEE (Must always be filled in) _____

CERTIFIED NO

7/17/68
Signature of Addressee's Agent, if any
Newway Supply Co.

INSURED NO. 2 *P. Collins*

DATE DELIVERED	SHOW WHERE DELIVERED (only if requested)

44-3-11

No. 741169

RECEIPT FOR CERTIFIED MAIL—20¢

SENT TO

POSTMARK
OR DATE

PASQUALE FRENZILLI AND WF
CAROLINA
70 FARM ST
PROVIDENCE, R. I.



06-297-210

July 1965

NOT FOR INTERNATIONAL USE

1. Stick postage stamps to your article to pay:

BASIC CHARGES

Certified fee—20¢

Postage (first-class or airmail)

OPTIONAL SERVICES

Return receipt (10¢ or 35¢)

Deliver to addressee only—50¢

Special delivery

2. If you want this receipt postmarked, stick the gummed stub on the left portion of the address side of the article, *leaving the receipt attached*, and present the article at a post office service window or hand it to your rural carrier. (*no extra charge*)
3. If you do not want this receipt postmarked, stick the gummed stub on the left portion of the address side of the article, detach and retain the receipt, and mail the article.
4. If you want a return receipt, write the certified-mail number and your name and address on a return receipt card, Form 3811, and attach it to the back of the article by means of the gummed ends. Endorse front of article **RETURN RECEIPT REQUESTED**. (*Fees—10¢ or 35¢.*)
5. If you want the article delivered only to the addressee, endorse it on the front **DELIVER TO ADDRESSEE ONLY**. (*Fee—50¢.*) Place the same endorsement in line 2 of the return receipt card.
6. Save this receipt and present it if you make inquiry.

POST OFFICE DEPARTMENT
OFFICIAL BUSINESS

PENALTY FOR PRIVATE USE TO AVOID
PAYMENT OF POSTAGE \$300

POSTMARK OF
DELIVERING OFFICE

INSTRUCTIONS: Show name and address below and
complete instructions on other side, where applicable.
Moisten gummed ends, attach and hold firmly to back
of article. Print on front of article RETURN
RECEIPT REQUESTED.

RETURN
TO

VINCENT VESPIA, CITY CLERK
CITY HALL
PROVIDENCE, R.I., 02903

685-18-71548-8

POD Form 3811 Oct. 1965

INSTRUCTIONS TO DELIVERING EMPLOYEE

☐ Show to whom and when delivered ☐ Show to whom, when, and address where delivered ☐ Deliver ONLY to addressee

(Additional charges required for these services)

RECEIPT

Received the numbered article described below.

REGISTERED NO. SIGNATURE OR NAME OF ADDRESSEE (Must always be filled in)

CERTIFIED NO.

741169

INSURED NO.

1 *Donna M. Drenth*
2 SIGNATURE OF ADDRESSEE'S AGENT, IF ANY

DATE DELIVERED

APR 2 1965

SHOW WHERE DELIVERED (only if requested)

No. 741170

RECEIPT FOR CERTIFIED MAIL—20¢

SENT TO

POSTMARK
OR DATE

FRIENDSHIP REALTY COMPANY
117 FRIENDSHIP ST
PROVIDENCE, R. I.



06-304-700

NOT FOR INFORMATIONAL USE

JULY 1963

1. Stick postage stamps to your article to pay:

BASIC CHARGES

Certified fee—20¢

Postage (first-class or airmail)

OPTIONAL SERVICES

Return receipt (10¢ or 35¢)

Deliver to addressee only—50¢


Special delivery

2. If you want this receipt postmarked, stick the gummed stub on the left portion of the address side of the article, *leaving the receipt attached*, and present the article at a post office service window or hand it to your rural carrier. (*no extra charge*)
3. If you do not want this receipt postmarked, stick the gummed stub on the left portion of the address side of the article, detach and retain the receipt, and mail the article.
4. If you want a return receipt, write the certified-mail number and your name and address on a return receipt card, Form 3811, and attach it to the back of the article by means of the gummed ends. Endorse front of article **RETURN RECEIPT REQUESTED**. (*Fees—10¢ or 35¢.*)
5. If you want the article delivered only to the addressee, endorse it on the front **DELIVER TO ADDRESSEE ONLY**. (*Fee—50¢.*) Place the same endorsement in line 2 of the return receipt card.
6. Save this receipt and present it if you make inquiry.

POST OFFICE DEPARTMENT
OFFICIAL BUSINESS

PENALTY FOR PRIVATE USE TO AVOID
PAYMENT OF POSTAGE \$300

POSTMARK OF
DELIVERING OFFICE



INSTRUCTIONS: Show name and address below and
complete instructions on other side, where applicable.
Moisten gummed ends, attach and hold firmly to back
of article. Print on front of article **RETURN**
RECEIPT REQUESTED.

RETURN
TO

VINCENT VESPIA, CITY CLERK
CITY HALL
PROVIDENCE, R.I., 02903

555-16-71543-8

POD Form 3811 Oct. 1965

INSTRUCTIONS TO DELIVERING EMPLOYEE

☐ Show to whom and when delivered
☐ Show to whom, when, and address where delivered ☐ Deliver ONLY to addressee
(Additional charges required for these services)

RECEIPT

Received the numbered article described below.

REGISTERED NO.	SIGNATURE OR NAME OF ADDRESSEE (Must always be filled in)	
CERTIFIED NO. 741170	1	Friendship Realty Co
INSURED NO.	2	SIGNATURE OF ADDRESSEE'S AGENT, IF ANY Mr. M. La Croy
DATE DELIVERED 4/15/66	SHOW WHERE DELIVERED (only if requested)	

No. 741171

RECEIPT FOR CERTIFIED MAIL—20¢

SENT TO

POSTMARK
OR DATE

PASQUALE FUSCO & WF VINCENZA
42 TUXEDO AVE
PROVIDENCE, R. I.



06-325-610

July 1965

NOT FOR INTERNATIONAL MAIL

1. Stick postage stamps to your article to pay:
BASIC CHARGES
Certified fee—20¢
Postage (first-class or airmail)
2. If you want this receipt postmarked, stick the gummed stub on the left portion of the address side of the article, *leaving the receipt attached*, and present the article at a post office service window or hand it to your rural carrier. (*no extra charge*)
3. If you do not want this receipt postmarked, stick the gummed stub on the left portion of the address side of the article, detach and retain the receipt, and mail the article.
4. If you want a return receipt, write the certified-mail number and your name and address on a return receipt card, Form 3811, and attach it to the back of the article by means of the gummed ends. Endorse front of article RETURN RECEIPT REQUESTED. (*Fees—10¢ or 35¢.*)
5. If you want the article delivered only to the addressee, endorse it on the front DELIVER TO ADDRESSEE ONLY. (*Fee—50¢.*) Place the same endorsement in line 2 of the return receipt card.
6. Save this receipt and present it if you make inquiry.

OPTIONAL SERVICES

Return receipt (10¢ or 35¢)
Deliver to addressee only—50¢
Special delivery

POST OFFICE DEPARTMENT
OFFICIAL BUSINESS

POST OFFICE DEPARTMENT
OFFICIAL BUSINESS

POST OFFICE DEPARTMENT
OFFICIAL BUSINESS



RETURN
TO

INSTRUCTIONS: Show name and address below and
complete instructions on other side, where applicable.
Moisten gummed ends, attach and hold firmly to back
of article. Print on front of article RETURN
RECEIPT REQUESTED.

VINCENT VESPIA, CITY CLERK
CITY HALL
PROVIDENCE, R.I., 02903

055-16-71548-8

Oct. 1965

3811 Form

INSTRUCTIONS TO DELIVERING EMPLOYEE

☐ Show to whom and when delivered ☐ Show to whom, when, and address where delivered ☐ Deliver ONLY to addressee
(Additional charges required for these services)

RECEIPT

Received the numbered article described below.

REGISTERED NO. SIGNATURE OR NAME OF ADDRESSEE (Must always be filled in)

CERTIFIED NO.

74/171

INSURED NO.

SIGNATURE OF ADDRESSEE'S AGENT, IF ANY

DATE DELIVERED

SHOW WHERE DELIVERED (only if requested)

ACCOUNT NUMBER	PLAT	LOT	LAND VALUATION	BUILDING VALUATION	TOTAL VALUATION	BLDGS. AS P/P	AREA CODE	GRAND TOTAL	SPECIAL TAX	INSTALLMENT PER YR FOR 25YRS
MICHAEL A GAMMIND REALTY COMPANY 198 DYER ST										
07-044-400	20	205	80,720	156,430	237,150		0			
07-044-400	20	315	38,340	1,310	39,650		0	276,800	3,736.80	149.47
GANZER REALTY COMPANY 245 LAUREL AVE										
07-051-100	10	50	8,540	26,460	35,000		1	35,000	472.50	18.90
ALBERT E GARDNER 466 VALLEY ST										
07-058-441	66	417	1,140	13,320	14,460		0	14,460	195.21	7.80
GENERAL ELECTRIC COMPANY ATT MR B L BOOTH 95 HATHAWAY ST										
07-113-500	33	30	78,040	517,190	595,230		1			
07-113-500	33	634	2,100		2,100		0	597,330	8,063.96	322.55
EDWARD M GENTILE AND WF COLUMBIA 42 DESOTO ST										
07-119-932	33	335	400	2,350	2,750		1	2,750	37.13	1.48
THERESA GERMANI 180 WHITFORD AVE										
07-135-155	65	706	1,970	16,500	18,470		0	18,470	249.35	9.97
GILBANE BUILDING COMPANY 90 CALVERLEY ST										
07-170-595	20	256	15,630	260	15,890		0			

No. 741172

RECEIPT FOR CERTIFIED MAIL—20¢

SENT TO

POSTMARK
OR DATE

MICHAEL A GAMMIND REALTY
COMPANY
198 DYER ST
PROVIDENCE, R. I.

07-044-400

July 1965



NOT FOR INTERNATIONAL MAIL

1. Stick postage stamps to your article to pay:

BASIC CHARGES

Certified fee—20¢

Postage (first-class or airmail)

OPTIONAL SERVICES

Return receipt (10¢ or 35¢)

Deliver to addressee only—50¢

Special delivery

2. If you want this receipt postmarked, stick the gummed stub on the left portion of the address side of the article, *leaving the receipt attached*, and present the article at a post office service window or hand it to your rural carrier. (*no extra charge*)
3. If you do not want this receipt postmarked, stick the gummed stub on the left portion of the address side of the article, detach and retain the receipt, and mail the article.
4. If you want a return receipt, write the certified-mail number and your name and address on a return receipt card, Form 3811, and attach it to the back of the article by means of the gummed ends. Endorse front of article RETURN RECEIPT REQUESTED. (*Fees—10¢ or 35¢.*)
5. If you want the article delivered only to the addressee, endorse it on the front DELIVER TO ADDRESSEE ONLY. (*Fee—50¢.*) Place the same endorsement in line 2 of the return receipt card.
6. Save this receipt and present it if you make inquiry.

POST OFFICE DEPARTMENT
OFFICIAL BUSINESS

PENALTY FOR PRIVATE USE TO AVOID
PAYMENT OF POSTAGE, \$300

POSTMARK OF
DELIVERING OFFICE

3 1966

INSTRUCTIONS: Show name and address below and
complete instructions on other side, where applicable.
Moisten gummed ends, attach and hold firmly to back
of article. Print on front of article **RETURN**
RECEIPT REQUESTED.

RETURN
TO

VINCENT VESPIA, CITY CLERK
CITY HALL
PROVIDENCE, R.I., 02903

655-16-71548-8

3811 Oct. 1965
POD Form

INSTRUCTIONS TO DELIVERING EMPLOYEE

☐ Show to whom and when delivered ☐ Show to whom, when, and address where delivered ☐ Deliver ONLY to addressee
(Additional charges required for these services)

RECEIPT

Received the numbered article described below.

REGISTERED NO.	SIGNATURE OR NAME OF ADDRESSEE (Must always be filled in)	
CERTIFIED NO. 741722	1	Michael Simon
INSURED NO.	2	X. Notary Public
DATE DELIVERED 4-2-66	SHOW WHERE DELIVERED (only if requested)	

No. 741173

RECEIPT FOR CERTIFIED MAIL—20¢

SENT TO

POSTMARK
OR DATE

GANZER REALTY COMPANY
245 LAUREL AVE
PROVIDENCE, R. I.



07-051-100

JULY 1965

NOT FOR INTERNATIONAL MAIL

1. Stick postage stamps to your article to pay:

BASIC CHARGES

Certified fee—20¢

Postage (first-class or airmail)

OPTIONAL SERVICES

Return receipt (10¢ or 35¢)

Deliver to addressee only—50¢

Special delivery

2. If you want this receipt postmarked, stick the gummed stub on the left portion of the address side of the article, *leaving the receipt attached*, and present the article at a post office service window or hand it to your rural carrier. (*no extra charge*)
3. If you do not want this receipt postmarked, stick the gummed stub on the left portion of the address side of the article, detach and retain the receipt, and mail the article.
4. If you want a return receipt, write the certified-mail number and your name and address on a return receipt card, Form 3811, and attach it to the back of the article by means of the gummed ends. Endorse front of article **RETURN RECEIPT REQUESTED**. (*Fees—10¢ or 35¢.*)
5. If you want the article delivered only to the addressee, endorse it on the front **DELIVER TO ADDRESSEE ONLY**. (*Fee—50¢*). Place the same endorsement in line 2 of the return receipt card.
6. Save this receipt and present it if you make inquiry.

RECEIVED
JUN 11 1965

POST OFFICE DEPARTMENT
OFFICIAL BUSINESS

PENALTY FOR PRIVATE USE TO AVOID
PAYMENT OF POSTAGE, \$300

POSTMARK OF
DELIVERING OFFICE

INSTRUCTIONS: Show name and address below and
complete instructions on other side, where applicable.
Moisten gummed ends, attach and hold firmly to back
of article. Print on front of article **RETURN**
RECEIPT REQUESTED.

← **RETURN**
TO

VINCENT VESPIA, CITY CLERK
CITY HALL
PROVIDENCE, R.I., 02903

55-10-71545-8

2014 0-1-1965

INSTRUCTIONS TO DELIVERING EMPLOYEE

☐ Show to whom and when delivered ☐ Show to whom, when, and address where delivered ☐ Deliver ONLY to addressee
(Additional charges required for these services)

RECEIPT

Received the numbered article described below.

REGISTERED NO.	SIGNATURE OR NAME OF ADDRESSEE <i>(Must always be filled in)</i>	
CERTIFIED NO.	1 <i>James Realty</i>	SIGNATURE OF ADDRESSEE'S AGENT, IF ANY <i>B. B. B. B.</i>
INSURED NO.	2	
DATE DELIVERED	SHOW WHERE DELIVERED <i>(only if requested)</i>	

No. 741174


RECEIPT FOR CERTIFIED MAIL—20¢

SENT TO	POSTMARK OR DATE

ALBERT E GARDNER
466 VALLEY ST
PROVIDENCE, R. I.

07-058-441

July 1965 NOT FOR INTERNATIONAL MAIL



1. Stick postage stamps to your article to pay:
 BASIC CHARGES
 Certified fee—20¢
 Postage (first-class or airmail)
2. If you want this receipt postmarked, stick the gummed stub on the left portion of the address side of the article, *leaving the receipt attached*, and present the article at a post office service window or hand it to your rural carrier. (*no extra charge*)
3. If you do not want this receipt postmarked, stick the gummed stub on the left portion of the address side of the article, detach and retain the receipt, and mail the article.
4. If you want a return receipt, write the certified-mail number and your name and address on a return receipt card, Form 3811, and attach it to the back of the article by means of the gummed ends. Endorse front of article RETURN RECEIPT REQUESTED. (*Fees—10¢ or 35¢.*)
5. If you want the article delivered only to the addressee, endorse it on the front DELIVER TO ADDRESSEE ONLY. (*Fee—50¢*). Place the same endorsement in line 2 of the return receipt card.
6. Save this receipt and present it if you make inquiry.

OPTIONAL SERVICES


Return receipt (10¢ or 35¢)
 Deliver to addressee only—50¢
 Special delivery

POST OFFICE DEPARTMENT
OFFICIAL BUSINESS

POST OFFICE DEPARTMENT
OFFICIAL BUSINESS

PENALTY FOR PRIVATE USE TO AVOID
PAYMENT OF POSTAGE, \$300

POSTMARK OF
DELIVERING OFFICE



INSTRUCTIONS: Show name and address below and
complete instructions on other side, where applicable.
Moisten gummed ends, attach and hold firmly to back
of article. Print on front of article **RETURN**
RECEIPT REQUESTED.

RETURN
TO

VINCENT VESPIA, CITY CLERK
CITY HALL
PROVIDENCE, R.I., 02903

055-10-71548-8

POD Form 3811 Oct. 1965

INSTRUCTIONS TO DELIVERING EMPLOYEE

☐ Show to whom and when delivered ☐ Show to whom, when, and address where delivered ☐ Deliver ONLY to addressee
(Additional charges required for these services)

RECEIPT

Received the numbered article described below.

REGISTERED NO. SIGNATURE OR NAME OF ADDRESSEE (Must always be filled in)

CERTIFIED NO.

INSURED NO.

SIGNATURE OF ADDRESSEE'S AGENT, IF ANY

DATE DELIVERED

SHOW WHERE DELIVERED (only if requested)

APR 7 1958

No. 741175

RECEIPT FOR CERTIFIED MAIL—20¢

SENT TO

POSTMARK
OR DATE

GENERAL ELECTRIC COMPANY
ATT MR B L BOOTH
95 HATHAWAY ST
PROVIDENCE, R. I.



07-113-500

JULY 1963

NOT FOR INTERNATIONAL USE

1. Stick postage stamps to your article to pay:
BASIC CHARGES
Certified fee—20¢
Postage (first-class or airmail)
2. If you want this receipt postmarked, stick the gummed stub on the left portion of the address side of the article, *leaving the receipt attached*, and present the article at a post office service window or hand it to your rural carrier. (*no extra charge*)
3. If you do not want this receipt postmarked, stick the gummed stub on the left portion of the address side of the article, detach and retain the receipt, and mail the article.
4. If you want a return receipt, write the certified-mail number and your name and address on a return receipt card, Form 3811, and attach it to the back of the article by means of the gummed ends. Endorse front of article RETURN RECEIPT REQUESTED. (*Fees—10¢ or 35¢.*)
5. If you want the article delivered only to the addressee, endorse it on the front DELIVER TO ADDRESSEE ONLY. (*Fee—50¢*). Place the same endorsement in line 2 of the return receipt card.
6. Save this receipt and present it if you make inquiry.
- OPTIONAL SERVICES
Return receipt (10¢ or 35¢)
Deliver to addressee only—50¢
Special delivery

POST OFFICE DEPARTMENT
OFFICIAL BUSINESS

INSTRUCTIONS: Show name and address below and
complete instructions on other side, where applicable.
Moisten gummed ends, attach and hold firmly to back
of article. Print on front of article RETURN
RECEIPT REQUESTED.

55-10-71548-8

Oct. 1965

3811

Form

POD

Penalty for Private Use to Avoid
Payment of Postage \$300

APR 7 1966

RECEIPT REQUESTED

RETURN TO

VINCENT VESPIA, CITY CLERK
CITY HALL
PROVIDENCE, R.I., 02903

INSTRUCTIONS TO DELIVERER

☐ Show to whom and when delivered
 ☐ Show to whom, when, and address where delivered
 ☐ Deliver ONLY to addressee

(Additional charges required for these services)

RECEIPT

Received the numbered article described below.

REGISTERED NO.

CERTIFIED NO.

INSURED NO.

1

2

SIGNATURE OR NAME OF ADDRESSEE (Must always be filled in)

SIGNATURE OF ADDRESSEE'S AGENT, IF ANY

DATE DELIVERED

SHOW WHERE DELIVERED (only if requested)

No. 741176

RECEIPT FOR CERTIFIED MAIL—20¢

SENT TO	POSTMARK OR DATE
---------	---------------------

EDWARD M GENTILE AND WF
COLUMBIA
42 DESOTO ST
PROVIDENCE, R. I.



07-119-932

July 1965 NOT FOR INTERNATIONAL MAIL

1. Stick postage stamps to your article to pay:
BASIC CHARGES
Certified fee—20¢
Postage (first-class or airmail)
2. If you want this receipt postmarked, stick the gummed stub on the left portion of the address side of the article, *leaving the receipt attached*, and present the article at a post office service window or hand it to your rural carrier. (*no extra charge*)
3. If you do not want this receipt postmarked, stick the gummed stub on the left portion of the address side of the article, detach and retain the receipt, and mail the article.
4. If you want a return receipt, write the certified-mail number and your name and address on a return receipt card, Form 3811, and attach it to the back of the article by means of the gummed ends. Endorse front of article RETURN RECEIPT REQUESTED. (*Fees—10¢ or 35¢.*)
5. If you want the article delivered only to the addressee, endorse it on the front DELIVER TO ADDRESSEE ONLY. (*Fee—50¢.*) Place the same endorsement in line 2 of the return receipt card.
6. Save this receipt and present it if you make inquiry.


OPTIONAL SERVICES

Return receipt (10¢ or 35¢)
Deliver to addressee only—50¢
Special delivery

POST OFFICE DEPARTMENT
OFFICIAL BUSINESS

PEMITY FOR PRIVATE USE TO AVOID
PAYMENT OF POSTAGE, 100

POSTMARK OF
DELIVERING OFFICE



INSTRUCTIONS: Show name and address below and
complete instructions on other side where applicable.
Moisten gummed ends, attach and hold firmly to back
of article. Place return address on front of article.
RECEIPT REQUESTED.

RETURN
TO

VINCENT VESPIA, CITY CLERK
CITY HALL
PROVIDENCE, R.I., 02903

65-16-71548-8

POP Form 3811 Oct. 1965

INSTRUCTIONS TO DELIVERING EMPLOYEE

☐ Show to whom and when delivered ☐ Show to whom, when, and address where delivered ☐ Deliver ONLY to addressee
(Additional charges required for these services)

RECEIPT

Received the numbered article described below.

REGISTERED NO.	SIGNATURE OR NAME OF ADDRESSEE (Must always be filled in)	
CERTIFIED NO. 741 176	1	<i>Edmund J. Gintell</i>
INSURED NO.	2	<i>Edmund J. Gintell</i>
DATE DELIVERED	SHOW WHERE DELIVERED (only if requested)	

No. 741177

RECEIPT FOR CERTIFIED MAIL—20¢

SENT TO

POSTMARK
OR DATE

THERESA GERMANI
180 WHITFORD AVE
PROVIDENCE, R. I.

07-135-155

July 1965

NOT FOR INTERNATIONAL MAIL



1. Stick postage stamps to your article to pay:

BASIC CHARGES

Certified fee—20¢

Postage (first-class or airmail)

OPTIONAL SERVICES

Return receipt (10¢ or 35¢)

Deliver to addressee only—50¢

Special delivery

2. If you want this receipt postmarked, stick the gummed stub on the left portion of the address side of the article, *leaving the receipt attached*, and present the article at a post office service window or hand it to your rural carrier. (*no extra charge*)
3. If you do not want this receipt postmarked, stick the gummed stub on the left portion of the address side of the article, detach and retain the receipt, and mail the article.
4. If you want a return receipt, write the certified-mail number and your name and address on a return receipt card, Form 3811, and attach it to the back of the article by means of the gummed ends. Endorse front of article **RETURN RECEIPT REQUESTED**. (*Fees—10¢ or 35¢.*)
5. If you want the article delivered only to the addressee, endorse it on the front **DELIVER TO ADDRESSEE ONLY**. (*Fee—50¢.*) Place the same endorsement in line 2 of the return receipt card.
6. Save this receipt and present it if you make inquiry.

POST OFFICE DEPARTMENT
OFFICIAL BUSINESS

POSTMARK OF
DELIVERING OFFICE

PENALTY FOR PRIVATE USE NO AVOID
PAYMENT OF POSTAGE \$300

INSTRUCTIONS: Show name and address below and
complete instructions on other side, where applicable.
Moisten gummed ends, attach and hold firmly to back
of article. Print on front of article **RETURN**
RECEIPT REQUESTED.

RETURN
TO

VINCENT VESPIA, CITY CLERK
CITY HALL
PROVIDENCE, R.I., 02903

425-16-71649-8

POD Form 3811 Oct. 1965

INSTRUCTIONS TO DELIVERING EMPLOYEE

☐ Show to whom and when delivered ☐ Show to whom, when, and address where delivered ☐ Deliver ONLY to addressee
(Additional charges required for these services)

RECEIPT

Received the numbered article described below.

REGISTERED NO.	SIGNATURE OR NAME OF ADDRESSEE (Must always be filled in)	
CERTIFIED NO. 741177	1	2
INSURED NO.	SIGNATURE OF ADDRESSEE'S AGENT, IF ANY	
DATE DELIVERED	SHOW WHERE DELIVERED (only if requested)	

No. 741178

RECEIPT FOR CERTIFIED MAIL—20¢

SENT TO

POSTMARK
OR DATE

GILBANE BUILDING COMPANY
90 CALVERLEY ST
PROVIDENCE, R. I.

07-170-595

NOT FOR INTERNATIONAL MAIL
July 1965



1. Stick postage stamps to your article to pay:
BASIC CHARGES *
Certified fee—20¢
Postage (first-class or airmail)
2. If you want this receipt postmarked, stick the gummed stub on the left portion of the address side of the article, *leaving the receipt attached*, and present the article at a post office service window or hand it to your rural carrier. (*no extra charge*)
3. If you do not want this receipt postmarked, stick the gummed stub on the left portion of the address side of the article, detach and retain the receipt, and mail the article.
4. If you want a return receipt, write the certified-mail number and your name and address on a return receipt card, Form 3811, and attach it to the back of the article by means of the gummed ends. Endorse front of article RETURN RECEIPT REQUESTED. (*Fees—10¢ or 35¢.*)
5. If you want the article delivered only to the addressee, endorse it on the front DELIVER TO ADDRESSEE ONLY. (*Fee—50¢.*) Place the same endorsement in line 2 of the return receipt card.
6. Save this receipt and present it if you make inquiry.

OPTIONAL SERVICES

Return receipt (10¢ or 35¢)
Deliver to addressee only—50¢
Special delivery

POST OFFICE DEPARTMENT
OFFICIAL BUSINESS

PENALTY FOR PRIVATE USE TO AVOID
PAYMENT OF POSTAGE, \$200

POSTMARK OF
DELIVERING OFFICE

INSTRUCTIONS: Show name and address below and
complete instructions on other side, where applicable.
Moisten gummed ends, attach and hold firmly to back
of article. Print on front of article RETURN
RECEIPT REQUESTED.

RETURN
TO

VINCENT VESPIA, CITY CLERK
CITY HALL
PROVIDENCE, R.I., 02903

55-16-71548-8

Oct. 1965



3811
Form 3811

INSTRUCTIONS TO DELIVERING EMPLOYEE

☐ Show to whom and when delivered
☐ Show to whom, when, and address where delivered ☐ Deliver ONLY to addressee
(Additional charges required for these services)

RECEIPT

Received the numbered article described below.

REGISTERED NO.	SIGNATURE OR NAME OF ADDRESSEE (Must always be filled in)	
CERTIFIED NO.	1 	SIGNATURE OF ADDRESSEE'S AGENT, IF ANY
INSURED NO.	2 	
DATE DELIVERED	SHOW WHERE DELIVERED (only if requested)	
4-6-64		

ACCOUNT NUMBER	PLAT	LOT	LAND VALUATION	BUILDING VALUATION	TOTAL VALUATION	BLDGS. AS P/P	AREA CODE	GRAND TOTAL	SPECIAL TAX	INSTALLMENT PER YR FOR 25YRS
07-170-595	258		29,040	710	29,750		0			
07-170-596	20	264	81,630		81,630		0	127,270	1,718.15	68.72
JOSEPH A GIONET AND WF MARIA										
7 TIPPICANOE ST										
07-198-612	33	654	350	2,670	3,020		0	3,020	40.77	1.63
WILLIAM GOLDBERG & WF										
GERTRUDE S										
227 WARRINGTON ST										
07-247-810	33	456	190		190		0			
07-247-810	33	457	190		190		0			
07-247-810	33	458	190		190		0			
07-247-810	33	612	1,810	15,580	17,390		0	17,960	242.46	9.69
HERBERT H GOLDBERGER										
49 EDGE HILL ROAD										
NEWTON MASS										
07-248-070	16	160	2,450	6,650	9,100		1	9,100	122.85	4.91
MILTON GOLDBERGER										
C O H H GOLDBERGER										
48 EDGEHILL RD										
CHESTNUT HILL 67 MASS										
07-248-100	16	506	1,760	3,760	5,520		1	5,520	74.52	2.98
SAMUEL GOLDBERGER EST										
C O H H GOLDBERGER TR										
7 WESTMINSTER AVE										
ROXBURY MASS										
07-248-201	16	554	1,010	4,490	5,500		0	5,500	74.25	2.97
CLARA F GOLDEN										
23 KIPPLING ST										
07-249-700	24	46	930		930		1			

No. 741179

RECEIPT FOR CERTIFIED MAIL—20¢

SENT TO

POSTMARK
OR DATE

JOSEPH A GIONET AND WF MARIA
7 TIPPICANOE ST
PROVIDENCE, R. I.



07-198-612

July 1965

NOT FOR INTERNATIONAL MAIL

1. Stick postage stamps to your article to pay:
BASIC CHARGES
Certified fee—20¢
Postage (first-class or airmail)

OPTIONAL SERVICES
Return receipt (10¢ or 35¢)
Deliver to addressee only—50¢
Special delivery
2. If you want this receipt postmarked, stick the gummed stub on the left portion of the address side of the article, *leaving the receipt attached*, and present the article at a post office service window or hand it to your rural carrier. (*no extra charge*)
3. If you do not want this receipt postmarked, stick the gummed stub on the left portion of the address side of the article, detach and retain the receipt, and mail the article.
4. If you want a return receipt, write the certified-mail number and your name and address on a return receipt card, Form 3811, and attach it to the back of the article by means of the gummed ends. Endorse front of article RETURN RECEIPT REQUESTED. (*Fees—10¢ or 3½¢.*)
5. If you want the article delivered only to the addressee, endorse it on the front DELIVER TO ADDRESSEE ONLY. (*Fee—50¢*). Place the same endorsement in line 2 of the return receipt card.
6. Save this receipt and present it if you make inquiry.

POST OFFICE DEPARTMENT
OFFICIAL BUSINESS

PENALTY FOR PRIVATE USE TO AVOID
PAYMENT OF POSTAGE, \$300

POSTMARK OF
DELIVERING OFFICE

INSTRUCTIONS: Show name and address below and
complete instructions on other side, where applicable.
Moisten gummed ends, attach and hold firmly to back
of article. Print on front of article **RETURN**
RECEIPT REQUESTED.

**RETURN
TO**

VINCENT VESPIA, CITY CLERK
CITY HALL
PROVIDENCE, R.I., 02903

55-10-71548-8

3811 Oct. 1965
POD Form

INSTRUCTIONS TO DELIVERING EMPLOYEE

☐ Show to whom and when delivered ☐ Show to whom, when, and address where delivered ☐ Deliver ONLY to addressee
(Additional charges required for these services)

RECEIPT

Received the numbered article described below.

REGISTERED NO.	SIGNATURE OR NAME OF ADDRESSEE <i>(Must always be filled in)</i>	
CERTIFIED NO.	1	<i>Joseph H. Hest</i>
INSURED NO.	2	<i>Handen Taylor</i>
SIGNATURE OF ADDRESSEE'S AGENT, IF ANY		
DATE DELIVERED	SHOW WHERE DELIVERED <i>(only if requested)</i>	

6/1/54

No. 741180

RECEIPT FOR CERTIFIED MAIL—20¢

SENT TO

POSTMARK
OR DATE

WILLIAM GOLDBERG & WF
GERTRUDE S
227 WARRINGTON ST
PROVIDENCE, R. I.



07-247-810

July 1965

NOT FOR INTERNATIONAL USE

1. Stick postage stamps to your article to pay:

BASIC CHARGES

Certified fee—20¢
Postage (first-class or airmail)

OPTIONAL SERVICES

Return receipt (10¢ or 35¢)
Deliver to addressee only—50¢
Special delivery

2. If you want this receipt postmarked, stick the gummed stub on the left portion of the address side of the article, *leaving the receipt attached*, and present the article at a post office service window or hand it to your rural carrier. (*no extra charge*)
3. If you do not want this receipt postmarked, stick the gummed stub on the left portion of the address side of the article, detach and retain the receipt, and mail the article.
4. If you want a return receipt, write the certified-mail number and your name and address on a return receipt card, Form 3811, and attach it to the back of the article by means of the gummed ends. Endorse front of article **RETURN RECEIPT REQUESTED**. (*Fees—10¢ or 35¢*)
5. If you want the article delivered only to the addressee, endorse it on the front **DELIVER TO ADDRESSEE ONLY**. (*Fee—50¢*). Place the same endorsement in line 2 of the return receipt card.
6. Save this receipt and present it if you make inquiry.

POST OFFICE DEPARTMENT
OFFICIAL BUSINESS

POST-MARK OR
DELIVERING OFFICE

PENALTY FOR PRIVATE USE TO AVOID
PAYMENT OF POSTAGE, \$300

INSTRUCTIONS: Show name and address below and
complete instructions on other side, where applicable.
Moisten gummed ends, attach and hold firmly to back
of article. Print on front of article RETURN
RECEIPT REQUESTED.

RETURN
TO

VINCENT VESPIA, CITY CLERK
CITY HALL
PROVIDENCE, R.I., 02903

65-18-71548-8


1965

INSTRUCTIONS TO DELIVERING EMPLOYEE

☐ Show to whom and when delivered ☐ Show to whom, when, and address where delivered ☐ Deliver ONLY to addressee
(Additional charges required for these services)

RECEIPT

Received the numbered article described below.

REGISTERED NO.	SIGNATURE OR NAME OF ADDRESSEE (Must always be filled in)	
CERTIFIED NO.	1	
INSURED NO.	2	
DATE DELIVERED	SIGNATURE OF ADDRESSEE'S AGENT, IF ANY	
SHOW WHERE DELIVERED (only if requested)		

No. 741181

RECEIPT FOR CERTIFIED MAIL—20¢

SENT TO

POSTMARK
OR DATE

HERBERT H GOLDBERGER
49 EDGE HILL ROAD
NEWTON MASS

07-248-070

July 1965

NOT FOR INTERNATIONAL MAIL



1. Stick postage stamps to your article to pay:

BASIC CHARGES

Certified fee—20¢

Postage (first-class or airmail)

OPTIONAL SERVICES

Return receipt (10¢ or 35¢)

Deliver to addressee only—50¢

Special delivery

2. If you want this receipt postmarked, stick the gummed stub on the left portion of the address side of the article, *leaving the receipt attached*, and present the article at a post office service window or hand it to your rural carrier. (*no extra charge*)
3. If you do not want this receipt postmarked, stick the gummed stub on the left portion of the address side of the article; detach and retain the receipt, and mail the article.
4. If you want a return receipt, write the certified-mail number and your name and address on a return receipt card, Form 3811, and attach it to the back of the article by means of the gummed ends. Endorse front of article **RETURN RECEIPT REQUESTED**. (*Fees—10¢ or 35¢.*)
5. If you want the article delivered only to the addressee, endorse it on the front **DELIVER TO ADDRESSEE ONLY**. (*Fee—50¢.*) Place the same endorsement in line 2 of the return receipt card.
6. Save this receipt and present it if you make inquiry.

POST OFFICE DEPARTMENT
OFFICIAL BUSINESS

PENALTY FOR PRIVATE USE TO AVOID
PAYMENT OF POSTAGE \$200

POSTMARK OF
DELIVERING OFFICE

INSTRUCTIONS: Show name and address below and
complete instructions on other side, where applicable.
Moisten gummed ends, attach and hold firmly to back
of article. Print on front of article RETURN
RECEIPT REQUESTED.

RETURN
TO

VINCENT VESPIA, CITY CLERK
CITY HALL
PROVIDENCE, R.I., 02903

05-18-71548-8

Oct. 1965

3811 POD Form

9 3 AM

INSTRUCTIONS TO DELIVERING EMPLOYEE	
<input type="checkbox"/> Show to whom and when delivered	<input type="checkbox"/> Show to whom, when, and address where delivered <input type="checkbox"/> Deliver ONLY to addressee
(Additional charges required for these services)	

RECEIPT

Received the numbered article described below.

REGISTERED NO.	SIGNATURE OR NAME OF ADDRESSEE (Must always be filled in)	
CERTIFIED NO. 741151	1	2
INSURED NO.	SIGNATURE OF ADDRESSEE'S AGENT, IF ANY	
DATE DELIVERED 5/7/66	SHOW WHERE DELIVERED (only if requested)	


No. 741182

RECEIPT FOR CERTIFIED MAIL—20¢

SENT TO

POSTMARK
OR DATE

MILTON GOLDBERGER
C O H H GOLDBERGER
48 EDGEHILL RD
CHESTNUT HILL 67 MASS



07-248-100

July 1965

NOT FOR INTERNATIONAL MAIL

1. Stick postage stamps to your article to pay:
 BASIC CHARGES
 Certified fee—20¢
 Postage (first-class or airmail)
2. If you want this receipt postmarked, stick the gummed stub on the left portion of the address side of the article, *leaving the receipt attached*, and present the article at a post office service window or hand it to your rural carrier. (*no extra charge*)
3. If you do not want this receipt postmarked, stick the gummed stub on the left portion of the address side of the article, detach and retain the receipt, and mail the article.
4. If you want a return receipt, write the certified-mail number and your name and address on a return receipt card, Form 3811, and attach it to the back of the article by means of the gummed ends. Endorse front of article RETURN RECEIPT REQUESTED. (*Fees—10¢ or 35¢.*)
5. If you want the article delivered only to the addressee, endorse it on the front DELIVER TO ADDRESSEE ONLY. (*Fee—50¢*). Place the same endorsement in line 2 of the return receipt card.
6. Save this receipt and present it if you make inquiry.

OPTIONAL SERVICES

Return receipt (10¢ or 35¢)
 Deliver to addressee only—50¢
 Special delivery

POST OFFICE DEPARTMENT
OFFICIAL BUSINESS

PENALTY FOR PRIVATE USE TO AVOID
PAYMENT OF POSTAGE \$300

INSTRUCTIONS: Show name and address below and complete instructions on other side, where applicable. Moisten gummed ends, attach and hold firmly to back of article. Print on front of article RETURN RECEIPT REQUESTED.	
POSTMARKS OF DELIVERING OFFICE APR 17 1966 CHESTER, N.J.	
RETURN TO	

VINCENT VESPIA, CITY CLERK
CITY HALL
PROVIDENCE, R.I., 02903

025-18-71549-8

Oct. 1965

3811 Form

INSTRUCTIONS TO DELIVERING EMPLOYEE	
<input type="checkbox"/> Show to whom and when delivered	<input type="checkbox"/> Show to whom, when, and address where delivered to addressee
(Additional charges required for these services)	

RECEIPT

Received the numbered article described below.


REGISTERED NO.	SIGNATURE OR NAME OF ADDRESSEE (Must always be filled in)	
CERTIFIED NO. 741182	1	<i>William F. Goldberger</i>
INSURED NO.	2	SIGNATURE OF ADDRESSEE'S AGENT, IF ANY <i>William F. Goldberger</i>
DATE DELIVERED 4/17/66	SHOW WHERE DELIVERED (only if requested)	

RECEIPT FOR CERTIFIED MAIL—20¢

SENT TO

POSTMARK
OR DATE

SAMUEL GOLDBERGER EST
C O H GOLDBERGER TR
7 WESTMINSTER AVE
ROXBURY MASS



07-248-201

NOT FOR INTERNATIONAL MAIL

July 1965

No. 741183

1. Stick postage stamps to your article to pay:
 BASIC CHARGES
 Certified fee—20¢
 Postage (first-class or airmail)
2. If you want this receipt postmarked, stick the gummed stub on the left portion of the address side of the article, *leaving the receipt attached*, and present the article at a post office service window or hand it to your rural carrier. (*no extra charge*)
3. If you do not want this receipt postmarked, stick the gummed stub on the left portion of the address side of the article, detach and retain the receipt, and mail the article.
4. If you want a return receipt, write the certified-mail number and your name and address on a return receipt card, Form 3811, and attach it to the back of the article by means of the gummed ends. Endorse front of article RETURN RECEIPT REQUESTED. (*Fees—10¢ or 3½¢*)
5. If you want the article delivered only to the addressee, endorse it on the front DELIVER TO ADDRESSEE ONLY. (*Fee—30¢*). Place the same endorsement in line 2 of the return receipt card.
6. Save this receipt and present it if you make inquiry.

OPTIONAL SERVICES

Return receipt (10¢ or 3½¢)
 Deliver to addressee only—50¢
 Special delivery

POST OFFICE DEPARTMENT
OFFICIAL BUSINESS

POST OFFICE DEPARTMENT
OFFICIAL BUSINESS

PENALTY FOR PRIVATE USE TO AVOID
PAYMENT OF POSTAGE, \$300

(POSTMARK OF
DELIVERING OFFICE)



INSTRUCTIONS: Show name and address below and
complete instructions on other side, where applicable.
Moisten gummed ends, attach and hold firmly to back
of article. Print on front of article **RETURN**
RECEIPT REQUESTED.

**RETURN
TO**

VINCENT VESPIA, CITY CLERK
CITY HALL
PROVIDENCE, R.I., 02903

055-16-71245-8

POD Form 3811 Oct. 1965

<input type="checkbox"/> Show to whom and when delivered	<input type="checkbox"/> Show to whom, when, and address where delivered	<input type="checkbox"/> DELIVER ONLY to addressee
(Additional charges required for these services)		

RECEIPT

Received the numbered article described below.

REGISTERED NO.	SIGNATURE OR NAME OF ADDRESSEE (Must always be filled in)	
	14 11 10	
CERTIFIED NO.	1	2
741183		
INSURED NO.	SIGNATURE OF ADDRESSEE'S AGENT, IF ANY	
	C	
DATE DELIVERED	SHOW WHERE DELIVERED (only if requested)	
4-2-66		


No. 741184

RECEIPT FOR CERTIFIED MAIL—20¢

SENT TO

POSTMARK
OR DATE

CLARA F GOLDEN
23 KIPLING ST
PROVIDENCE, R. I.



07-249-700

July 1965 NOT FOR INTERNATIONAL MAIL

1. Stick postage stamps to your article to pay:
 BASIC CHARGES
 Certified fee—20¢
 Postage (first-class or airmail)
2. If you want this receipt postmarked, stick the gummed stub on the left portion of the address side of the article, *leaving the receipt attached*, and present the article at a post office twice window or hand it to your rural carrier. (*no extra charge*)
3. If you do not want this receipt postmarked, stick the gummed stub on the left portion of the address side of the article, detach and retain the receipt, and mail the article.
4. If you want a return receipt, write the certified-mail number and your name and address on a return receipt card, Form 3811, and attach it to the back of the article by means of the gummed ends. Endorse front of article RETURN RECEIPT REQUESTED. (*Fees—10¢ or 35¢.*)
5. If you want the article delivered only to the addressee, endorse it on the front DELIVER TO ADDRESSEE ONLY. (*Fee—50¢.*) Place the same endorsement in line 2 of the return receipt card.
6. Save this receipt and present it if you make inquiry.

OPTIONAL SERVICES

Return receipt (10¢ or 35¢)

Deliver to addressee only—50¢

Special delivery

INSTRUCTIONS TO DELIVERING EMPLOYEE

☐ Show to whom and when delivered ☐ Show to whom, when, and address where delivered ☐ Deliver ONLY to addressee
(Additional charges required for these services)

RECEIPT

Received the numbered article described below.

REGISTERED NO.	SIGNATURE OR NAME OF ADDRESSEE (Must always be filled in)	
CERTIFIED NO.	1	SIGNATURE OF ADDRESSEE'S AGENT, IF ANY
INSURED NO.	2	
DATE DELIVERED	SHOW WHERE DELIVERED (only if requested)	

POST OFFICE DEPARTMENT
OFFICIAL BUSINESS

PENALTY FOR PRIVATE USE TO AVOID
PAYMENT OF POSTAGE, \$300

POSTMARK OF
DELIVERING OFFICE

INSTRUCTIONS: Show name and address below and
complete instructions on other side, where applicable.
Moisten gummed ends, attach and hold firmly to back
of article. Print on front of article **RETURN**
* **RECEIPT REQUESTED.**

RETURN
TO

NAME OF SENDER

STREET AND NO. OR P.O. BOX

POST OFFICE, STATE, AND ZIP CODE

35-16-71348-8

Oct. 1965

3811

POD Form

ACCOUNT NUMBER	PLAT	LOT	LAND VALUATION	BUILDING VALUATION	TOTAL VALUATION	BLDGS. AS P/P	AREA CODE	GRAND TOTAL	SPECIAL TAX	INSTALLMENT PER YR FOR 25YRS
07-249-700	24	511	15,560	31,200	46,760		1	47,690	643.82	25.75
ROSE H GORDON AND BURTON S HIMELFARB TRS 96 SACKETT ST										
07-293-703	16	378	1,760	3,490	5,250		1	5,250	70.88	2.83
MADELINE GORTON 69 PRESTON DRIVE WARWICK R I										
07-309-500	65	915	750	2,540	3,290		0	3,290	44.42	1.77
THE GOVERNOR DYER COOPERATIVE MARKET INCORPORATED										
46 RATHBONE ST										
07-319-100	27	74	2,600	3,640	6,240		1			
07-319-100	27	81	2,690	380	3,070		0			
07-319-100	27	86	1,990		1,990		0			
07-319-100	27	87	70,530	123,890	194,420		1	205,720	2,777.22	111.08
GOVERNOR DYER RESTAURANT INCORPORATED 23 RATHBONE ST										
07-319-110	27	89	9,770	10,100	19,870		0	19,870	268.25	10.73
GRACE CHURCH C/O RHODE ISLAND HOSPITAL TRUST COMPANY 15 WESTMINSTER ST										
07-321-200	24	417	106,620	38,420	145,040		1	145,040	1,958.04	78.32
W T GRANT COMPANY 1441 BROADWAY NEW YORK CITY										
07-341-300	20	165		96,640	96,640		0			


No. 741185

RECEIPT FOR CERTIFIED MAIL—20¢

SENT TO

POSTMARK
OR DATE

ROSE H GORDON AND BURTON S
HIMELFARB TRS
96 SACKETT ST
PROVIDENCE, R. I.



07-293-703

July 1965

1. Stick postage stamps to your article to pay:
BASIC CHARGES
Certified fee—20¢
Postage (first-class or airmail)
2. If you want this receipt postmarked, stick the gummed stub on the left portion of the address side of the article, *leaving the receipt attached*, and present the article at a post office service window or hand it to your rural carrier. (*no extra charge*)
3. If you do not want this receipt postmarked, stick the gummed stub on the left portion of the address side of the article, detach and retain the receipt, and mail the article.
4. If you want a return receipt, write the certified-mail number and your name and address on a return receipt card, Form 3811, and attach it to the back of the article by means of the gummed ends. Endorse front of article RETURN RECEIPT REQUESTED. (*Fees—10¢ or 35¢.*)
5. If you want the article delivered only to the addressee, endorse it on the front DELIVER TO ADDRESSEE ONLY. (*Fee—50¢.*) Place the same endorsement in line 2 of the return receipt card.
6. Save this receipt and present it if you make inquiry.

OPTIONAL SERVICES

Return receipt (10¢ or 35¢)
Deliver to addressee only—50¢
Special delivery

POST OFFICE DEPARTMENT
OFFICIAL BUSINESS

POST OFFICE DEPARTMENT
OFFICIAL BUSINESS

POST OFFICE DEPARTMENT
OFFICIAL BUSINESS

POSTMARK OF
DELIVERING OFFICE

1965
OCT 11

INSTRUCTIONS: Show name and address below and
complete instructions on other side, where applicable.
Moisten gummed ends, attach and hold firmly to back
of article. Print on front of article RETURN
RECEIPT REQUESTED.

RETURN
TO

VINCENT VESPIA, CITY CLERK
CITY HALL
PROVIDENCE, R.I., 02903

55-18-71B48-8

3811 Oct 1965

INSTRUCTIONS TO DELIVERING EMPLOYEE

☐ Show to whom and when delivered ☐ Show to whom, when, and address where delivered ☐ Deliver ONLY to addressee

(Additional charges required for these services)

RECEIPT

Received the numbered article described below.

REGISTERED NO. SIGNATURE OR NAME OF ADDRESSEE (Must always be filled in)

CERTIFIED NO.

INSURED NO.

SIGNATURE OF ADDRESSEE'S AGENT, IF ANY

DATE DELIVERED

SHOW WHERE DELIVERED (only if requested)



No. 741186

RECEIPT FOR CERTIFIED MAIL—20¢

SENT TO

POSTMARK
OR DATE

MADLINE GORTON
69 PRESTON DRIVE
WARWICK R I



07-309-500

July 1965

NOT FOR INTERNATIONAL MAIL (See other side)

1. Stick postage stamps to your article to pay:

BASIC CHARGES

Certified fee—20¢

Postage (first-class or airmail)

OPTIONAL SERVICES

Return receipt (10¢ or 35¢)

Deliver to addressee only—50¢

Special delivery

2. If you want this receipt postmarked, stick the gummed stub on the left portion of the address side of the article, *leaving the receipt attached*, and present the article at a post office service window or hand it to your rural carrier. (*no extra charge*)
3. If you do not want this receipt postmarked, stick the gummed stub on the left portion of the address side of the article, detach and retain the receipt, and mail the article.
4. If you want a return receipt, write the certified-mail number and your name and address on a return receipt card, Form 3811, and attach it to the back of the article by means of the gummed ends. Endorse front of article RETURN RECEIPT REQUESTED. (*Fees—10¢ or 35¢.*)
5. If you want the article delivered only to the addressee, endorse it on the front DELIVER TO ADDRESSEE ONLY. (*Fee—50¢.*) Place the same endorsement in line 2 of the return receipt card.
6. Save this receipt and present it if you make inquiry. *

POST OFFICE DEPARTMENT
OFFICIAL BUSINESS

PENALTY FOR PRIVATE USE TO AVOID
PAYMENT OF POSTAGE, \$50



POSTMARK OF
DELIVERING OFFICE

INSTRUCTIONS: Show name and address below and
complete instructions on other side, where applicable.
Moisten gummed ends, attach and hold firmly to back
of article. Print on front of article **RETURN**
RECEIPT REQUESTED.

RETURN
TO

VINCENT VESPIA, CITY CLERK
CITY HALL
PROVIDENCE, R.I., 02903

55-16-71548-8

POP Form 3811 Oct. 1965

INSTRUCTIONS TO DELIVERING SERVICE	
<input type="checkbox"/> Show to whom and when delivered	<input type="checkbox"/> Show to whom, when, and address where delivered <input type="checkbox"/> Deliver ONLY to addressee
(Additional charges required for these services)	

RECEIPT

Received the numbered article described below.

REGISTERED NO.	SIGNATURE OR NAME OF ADDRESSEE (Must always be filled in)	
CERTIFIED NO.	1	2
INSURED NO.	SIGNATURE OF ADDRESSEE'S AGENT, IF ANY	
DATE DELIVERED	SHOW WHERE DELIVERED (only if requested)	
4/7/66		

No. 741187

RECEIPT FOR CERTIFIED MAIL—20¢

SENT TO

POSTMARK
OR DATE

THE GOVERNOR DYER
COOPERATIVE MARKET
INCORPORATED
46 RATHBONE ST
PROVIDENCE, R. I.

07-319-100



July 1963

NOT FOR INTERNATIONAL MAIL

1. Stick postage stamps to your article to pay:
BASIC CHARGES
Certified fee—20¢
Postage (first-class or airmail)
2. If you want this receipt postmarked, stick the gummed stub on the left portion of the address side of the article, *leaving the receipt attached*, and present the article at a post office service window or hand it to your rural carrier. (*no extra charge*)
3. If you do not want this receipt postmarked, stick the gummed stub on the left portion of the address side of the article, detach and retain the receipt, and mail the article.
4. If you want a return receipt, write the certified-mail number and your name and address on a return receipt card, Form 3811, and attach it to the back of the article by means of the gummed ends. Endorse front of article RETURN RECEIPT REQUESTED. (*Fees—10¢ or 35¢.*)
5. If you want the article delivered only to the addressee, endorse it on the front DELIVER TO ADDRESSEE ONLY. (*Fee—50¢.*) Place the same endorsement in line 2 of the return receipt card.
6. Save this receipt and present it if you make inquiry.

OPTIONAL SERVICES

Return receipt (10¢ or 35¢)

Deliver to addressee only—50¢

Special delivery

POST OFFICE DEPARTMENT
OFFICIAL BUSINESS

PENALTY FOR PRIVATE USE TO AVOID
PAYMENT OF POSTAGE, \$300

POSTMARK OF
DELIVERING OFFICE

INSTRUCTIONS: Show name and address below and
complete instructions on other side, where applicable.
Moisten gummed ends, attach and hold firmly to back
of article. Print on front of article **RETURN**
RECEIPT REQUESTED.

← **RETURN**
TO

VINCENT VESPIA, CITY CLERK
CITY HALL
PROVIDENCE, R.I., 02903

c55-16-71548-8

POD Form 3811 Oct. 1965

INSTRUCTIONS TO DELIVERING EMPLOYEE

☐ Show to whom and when delivered ☐ Show to whom, when, and address where delivered ☐ Deliver ONLY to addressee
(Additional charges required for these services)

RECEIPT

Received the numbered article described below.

REGISTERED NO.	SIGNATURE OR NAME OF ADDRESSEE (Must always be filled in)	
CERTIFIED NO. 741187	1	2
INSURED NO.	SIGNATURE OF ADDRESSEE'S AGENT, IF ANY	
DATE DELIVERED 4-7-66	SHOW WHERE DELIVERED (only if requested)	

No. 741188

RECEIPT FOR CERTIFIED MAIL—20¢

SENT TO


POSTMARK
OR DATE

GOVERNOR DYER RESTAURANT
INCORPORATED
23 RATHBONE ST
PROVIDENCE, R. I.

07-319-110

July 1965

NOT FOR INTERNATIONAL MAIL



1. Stick postage stamps to your article to pay:
BASIC CHARGES
Certified fee—20¢
Postage (first-class or airmail)

OPTIONAL SERVICES
Return receipt (10¢ or 35¢)
Deliver to addressee only—50¢
Special delivery
2. If you want this receipt postmarked, stick the gummed stub on the left portion of the address side of the article, *leaving the receipt attached*, and present the article at a post office service window or hand it to your rural carrier. (*no extra charge*)
3. If you do not want this receipt postmarked, stick the gummed stub on the left portion of the address side of the article, detach and retain the receipt, and mail the article.
4. If you want a return receipt, write the certified-mail number and your name and address on a return receipt card, Form 3811, and attach it to the back of the article by means of the gummed ends. Endorse front of article RETURN RECEIPT REQUESTED. (*Fees—10¢ or 35¢.*)
5. If you want the article delivered only to the addressee, endorse it on the front DELIVER TO ADDRESSEE ONLY. (*Fee—50¢.*) Place the same endorsement in line 2 of the return receipt card.
6. Save this receipt and present it if you make inquiry.

POST OFFICE DEPARTMENT
OFFICIAL BUSINESS

POSTMARK OF
DELIVERING OFFICE

PENALTY FOR PRIVATE USE TO AVOID
PAYMENT OF POSTAGE, \$300

INSTRUCTIONS: Show name and address below and
complete instructions on other side, where applicable.
Moisten gummed ends, attach and hold firmly to back
of article. Print on front of article **RETURN**
RECEIPT REQUESTED.

RETURN
TO

VINCENT VESPIA, CITY CLERK
CITY HALL
PROVIDENCE, R.I., 02903

687-16-71848-8



3811 Oct. 1965
POD Form

INSTRUCTIONS TO DELIVERING EMPLOYEE

☐ Show to whom and when delivered ☐ Show to whom, when, and address where delivered ☐ Deliver ONLY to addressee
(Additional charges required for these services)

RECEIPT

Received the numbered article described below.

REGISTERED NO.	SIGNATURE OR NAME OF ADDRESSEE (Never always be filled in)	
	1	2
CERTIFIED NO. 741188	 SIGNATURE OF ADDRESSEE'S AGENT, IF ANY 	
INSURED NO.		
DATE DELIVERED 4-8-66	SHOW WHERE DELIVERED (only if requested)	

No. 741189


RECEIPT FOR CERTIFIED MAIL—20¢

SENT TO

POSTMARK
OR DATE

GRACE CHURCH
C/O RHODE ISLAND HOSPITAL
TRUST COMPANY
15 WESTMINSTER ST
PROVIDENCE, R. I.

07-321-200



1. Stick postage stamps to your article to pay:
BASIC CHARGES
Certified fee—20¢
Postage (first-class or airmail)
2. If you want this receipt postmarked, stick the gummed stub on the left portion of the address side of the article, *leaving the receipt attached*, and present the article at a post office service window, or hand it to your rural carrier. (*no extra charge*)
3. If you do not want this receipt postmarked, stick the gummed stub on the left portion of the address side of the article, detach and retain the receipt, and mail the article.
4. If you want a return receipt, write the certified-mail number and your name and address on a return receipt card, Form 3811, and attach it to the back of the article by means of the gummed ends. Endorse front of article RETURN RECEIPT REQUESTED. (*Fees—10¢ or 3½¢.*)
5. If you want the article delivered only to the addressee, endorse it on the front DELIVER TO ADDRESSEE ONLY. (*Fee—50¢.*) Place the same endorsement in line 2 of the return receipt card.
6. Save this receipt and present it if you make inquiry.

OPTIONAL SERVICES

Return receipt (10¢ or 35¢)


Deliver to addressee only—50¢

Special delivery

POST OFFICE DEPARTMENT
OFFICIAL BUSINESS

PENALTY FOR PRIVATE USE TO AVOID
PAYMENT OF POSTAGE \$300

INSTRUCTIONS: Show name and address below and complete instructions on other side, where applicable. Moistened gummed ends, attach and hold firmly to back of article. Print on front of article RETURN RECEIPT REQUESTED.	



VINCENT VESPIA, CITY CLERK
CITY HALL
PROVIDENCE, R.I., 02903

655-16-71648-8

Oct. 1965
3811
Form 3811

INSTRUCTIONS TO DELIVERING EMPLOYEE

☐ Show to whom and when delivered ☐ Show to whom, when, and address where delivered ☐ Deliver ONLY to addressee
(Additional charges required for these services)

RECEIPT

Received the numbered article described below.

REGISTERED NO. SIGNATURE OR NAME OF ADDRESSEE (Must always be filled in)

CERTIFIED NO.

741189

INSURED NO.

SIGNATURE OF ADDRESSEE'S AGENT, IF ANY

DATE DELIVERED

SHOW WHERE DELIVERED (only if requested)

No. 741190

RECEIPT FOR CERTIFIED MAIL—20¢

SENT TO

POSTAGE
OR DAY

W T GRANT COMPANY
1441 BROADWAY
NEW YORK CITY

07-341-300



JUN 1963

NOT FOR POSTAL SERVICE USE

1. Stick postage stamps to your article to pay:
 BASIC CHARGES
 Certified fee—20¢
 Postage (first-class or airmail)
2. If you want this receipt postmarked, stick the gummed stub on the left portion of the address side of the article, *leaving the receipt attached*, and present the article at a post office service window or hand it to your rural carrier. (*no extra charge*)
3. If you do not want this receipt postmarked, stick the gummed stub on the left portion of the address side of the article, detach and retain the receipt, and mail the article.
4. If you want a return receipt, write the certified-mail number and your name and address on a return receipt card, Form 3811, and attach it to the back of the article by means of the gummed ends. Endorse front of article RETURN RECEIPT REQUESTED. (*Fees—10¢ or 35¢.*)
5. If you want the article delivered only to the addressee, endorse it on the front DELIVER TO ADDRESSEE ONLY. (*Fee—50¢*). Place the same endorsement in line 2 of the return receipt card.
6. Save this receipt and present it if you make inquiry.

OPTIONAL SERVICES

- Return receipt (10¢ or 35¢)
- Deliver to addressee only—50¢
- Special delivery

POST OFFICE DEPARTMENT
OFFICIAL BUSINESS
PENALTY FOR PRIVATE USE TO AVOID
SUSPENSION OF POSTAGE, 1960



POSTMARK OF
DELIVERING OFFICE
MIDTOWN

INSTRUCTIONS: Show name and address below and
complete instructions on other side, where applicable.
Moisten gummed ends, attach and hold firmly to back
of article. Print on front of article **RETURN**
RECEIPT REQUESTED.

RETURN
TO

VINCENT VESPIA, CITY CLERK
CITY HALL
PROVIDENCE, R.I., 02903

655-16-71548-9

POD Form 3811 Oct. 1965

INSTRUCTIONS TO DELIVERING EMPLOYEE

☐ Show to whom and when delivered ☐ Show to whom, when, and address where delivered ☐ Deliver ONLY to addressee

(Additional charges required for these services)

RECEIPT

Received the numbered article described below.

REGISTERED NO.	SIGNATURE OR NAME OF ADDRESSEE (Must always be filled in)	
	1	2
CERTIFIED NO. 741190	SIGNATURE OF ADDRESSEE'S AGENT, IF ANY W. T. GRANT COMPANY	
INSURED NO.	SHOW WHERE DELIVERED TO (Must be filled in)	
DATE DELIVERED	NEW YORK, N. Y. 10018	
APR 1956		

ACCOUNT NUMBER	PLAT	LOT	LAND VALUATION	BUILDING VALUATION	TOTAL VALUATION	BLDGS. AS P/P	AREA CODE	GRAND TOTAL	SPECIAL TAX	INSTALLMENT PER YR FOR 25YRS
07-341-300	20	179		340,300	340,300		0	436,940	5,898.69	235.94
LORETTA GRAVEL 1375 PASADENA AVE SO ST PETERSBURG FLA										
07-344-506	20	198	30,480	410	30,890		0	30,890	417.02	16.68
FANNIE C GRAY AND GEORGE E GRAY 400 NEW MEADOW ROAD BARRINGTON R I										
07-348-590	16	34	3,560		3,560		1			
07-348-590	16	35	2,260		2,260		1			
07-348-590	16	127	2,660		2,660		0			
07-348-590	16	268	3,990		3,990		0	12,470	168.35	6.73
ALBERT GREENBLATT AND WF SHIRLEY 96 RANGELY RD CRANSTON R I										
07-369-492	21	293	2,740		2,740		1			
07-369-492	21	294	3,080		3,080		1			
07-369-492	21	300	5,180	14,300	19,480		0			
07-369-492	21	387	2,520	640	3,160		1	28,460	384.21	15.36
GREENE OCEANS INC 118 ORANGE ST										
07-376-360	20	111	9,720	2,840	12,560		0	12,560	169.56	6.78
DAN GRIGGS AND WF YVONNE E 2 ALLENS AVE										
07-403-360	22	11	3,330	12,380	15,710		0	15,710	212.09	8.48
GLEN E GRIGGS 120 COVE AVE WARWICK R I										
07-403-400	22	341	4,800		4,800		0	4,800	64.80	2.59

No. 741191

RECEIPT FOR CERTIFIED MAIL—20¢

SENT TO

POSTMARK
OR DATE

LORETTA GRAVEL
1375 PASADENA AVE SO
ST PETERSBURG FLA

07-344-506

July 1965

NOT FOR INTERNATIONAL MAIL



1. Stick postage stamps to your article to pay:
BASIC CHARGES
Certified fee—20¢
Postage (first-class or airmail)

OPTIONAL SERVICES
Return receipt (10¢ or 35¢)
Deliver to addressee only—50¢
Special delivery
2. If you want this receipt postmarked, stick the gummed stub on the left portion of the address side of the article, *leaving the receipt attached*, and present the article at a post office service window or hand it to your rural carrier. (*no extra charge*)
3. If you do not want this receipt postmarked, stick the gummed stub on the left portion of the address side of the article, detach and retain the receipt, and mail the article.
4. If you want a return receipt, write the certified-mail number and your name and address on a return receipt card, Form 3811, and attach it to the back of the article by means of the gummed ends. Endorse front of article RETURN RECEIPT REQUESTED. (*Fees—10¢ or 35¢.*)
5. If you want the article delivered only to the addressee, endorse it on the front DELIVER TO ADDRESSEE ONLY. (*Fee—50¢*). Place the same endorsement in line 2 of the return receipt card.
6. Save this receipt and present it if you make inquiry.

POST OFFICE DEPARTMENT
OFFICIAL BUSINESS

PENALTY FOR PRIVATE USE TO AVOID
PAYMENT OF POSTAGE, \$300

POSTMARK OF
DELIVERING OFFICE

1966

INSTRUCTIONS: Show name and address below and
complete instructions on other side, where applicable.
Moisten gummed ends, attach and hold firmly to back
of article. Print on front of article **RETURN**
RECEIPT REQUESTED.

RETURN
TO


VINCENT VESPIA, CITY CLERK
CITY HALL
PROVIDENCE, R.I., 02903

INSTRUCTIONS TO DELIVERING EMPLOYEE

☐ Show to whom and when delivered ☐ Show to whom, when, and address where delivered ☐ Deliver ONLY to addressee
(Additional charges required for these services)

RECEIPT

Received the numbered article described below.

REGISTERED NO.	SIGNATURE OR NAME OF ADDRESSEE (Must always be filled in)	
CERTIFIED NO.	1	
INSURED NO.	2	
DATE DELIVERED	SHOW WHERE DELIVERED (only if requested)	

No. 741192

RECEIPT FOR CERTIFIED MAIL—20¢

SENT TO

POSTMARK
OR DATE

ALBERT GREENBLATT AND WF
SHIRLEY
96 RANGELY RD
CRANSTON R I



July 1965

07-369-492

NOT FOR INTERNATIONAL MAIL

1. Stick postage stamps to your article to pay:

BASIC CHARGES

Certified fee—20¢

Postage (first-class or airmail)

OPTIONAL SERVICES

Return receipt (10¢ or 35¢)

Deliver to addressee only—50¢

Special delivery

2. If you want this receipt postmarked, stick the gummed stub on the left portion of the address side of the article, *leaving the receipt attached*, and present the article at a post office service window or hand it to your rural carrier. (*no extra charge*)
3. If you do not want this receipt postmarked, stick the gummed stub on the left portion of the address side of the article, detach and retain the receipt, and mail the article.
4. If you want a return receipt, write the certified-mail number and your name and address on a return receipt card, Form 3811, and attach it to the back of the article by means of the gummed ends. Endorse front of article RETURN RECEIPT REQUESTED. (*Fees—10¢ or 35¢.*)
5. If you want the article delivered only to the addressee, endorse it on the front DELIVER TO ADDRESSEE ONLY. (*Fee—50¢*). Place the same endorsement in line 2 of the return receipt card.
6. Save this receipt and present it if you make inquiry.

POST OFFICE DEPARTMENT
OFFICIAL BUSINESS

POST OFFICE DEPARTMENT
OFFICIAL BUSINESS

65-18-71548-8

POSTMARK OF
DELIVERING OFFICE

1500

INSTRUCTIONS: Show name and address below and
complete instructions on other side, where applicable.
Moisten gummed ends, attach and hold firmly to back
of article. Print on front of article **RETURN**
RECEIPT REQUESTED.

RETURN
TO

VINCENT VESPIA, CITY CLERK
CITY HALL
PROVIDENCE, R.I., 02903

POP Form 3811 Oct. 1965

INSTRUCTIONS TO DELIVERING EMPLOYEE	
<input type="checkbox"/> Show to whom and when delivered	<input type="checkbox"/> Show to whom, when, and address where delivered to addressee
(Additional charges required for these services)	

RECEIPT

Received the numbered article described below.

REGISTERED NO.	SIGNATURE OR NAME OF ADDRESSEE (Must always be filed in)	
CERTIFIED NO. <i>741112</i>	1	2
INSURED NO.	SIGNATURE OF ADDRESSEE'S AGENT, IF ANY	
DATE DELIVERED <i>4/12/52</i>	SHOW WHERE DELIVERED (only if requested)	

No. 741193

RECEIPT FOR CERTIFIED MAIL—20¢

SENT TO

POSTMARK
OR DATE

GREENE OCEANS INC
118 ORANGE ST
PROVIDENCE, R. I.



07-376-360

July 1965

NOT FOR INTERNATIONAL MAIL

1. Stick postage stamps to your article to pay:
 BASIC CHARGES
 Certified fee—20¢
 Postage (first-class or airmail)
2. If you want this receipt postmarked, stick the gummed stub on the left portion of the address side of the article, *leaving the receipt attached*, and present the article at a post office service window or hand it to your rural carrier. (*no extra charge*)
3. If you do not want this receipt postmarked, stick the gummed stub on the left portion of the address side of the article, detach and retain the receipt, and mail the article.
4. If you want a return receipt, write the certified-mail number and your name and address on a return receipt card, Form 3811, and attach it to the back of the article by means of the gummed ends. Endorse front of article RETURN RECEIPT REQUESTED. (*Fees—10¢ or 3½¢.*)
5. If you want the article delivered only to the addressee, endorse it on the front DELIVER TO ADDRESSEE ONLY. (*Fee—50¢.*) Place the same endorsement in line 2 of the return receipt card.
6. Save this receipt and present it if you make inquiry.

OPTIONAL SERVICES

- Return receipt (10¢ or 3½¢)
- Deliver to addressee only—50¢
- Special delivery

INSTRUCTIONS TO DELIVERING EMPLOYEE	
<input type="checkbox"/> Show to whom and when delivered	<input type="checkbox"/> Show to whom, when, and address where delivered to addressee <i>(Additional charges required for these services)</i>
<input type="checkbox"/>	<input type="checkbox"/> Deliver ONLY to addressee

RECEIPT

Received the numbered article described below.

REGISTERED NO.	SIGNATURE OR NAME OF ADDRESSEE <i>(Must always be filed in)</i>	
CERTIFIED NO.	1	SIGNATURE OF ADDRESSEE'S AGENT, IF ANY
INSURED NO.	2	
DATE DELIVERED	SHOW WHERE DELIVERED <i>(only if requested)</i>	

POST OFFICE DEPARTMENT OFFICIAL BUSINESS		PENALTY FOR PRIVATE USE TO AVOID PAYMENT OF POSTAGE, \$30
<div style="border: 1px solid black; height: 100px; width: 100%;"></div>		POSTMARK OF DELIVERING OFFICE
<p> INSTRUCTIONS: Show name and address below and complete instructions on other side, where applicable. Moisten gummed ends, attach and hold firmly to back of article. Print on front of article RETURN RECEIPT REQUESTED. </p>		
NAME OF SENDER		
STREET AND NO. OR P.O. BOX		
POST OFFICE, STATE, AND ZIP CODE		


RETURN TO

No. 741194

RECEIPT FOR CERTIFIED MAIL—20¢

SENT TO

POSTMARK
OR DATE

DAN GRIGGS AND WF YVONNE E
2 ALLENS AVE
PROVIDENCE, R. I.



07-403-360

July 1965

NOT FOR INTERNATIONAL MAIL

1. Stick postage stamps to your article to pay:

BASIC CHARGES

Certified fee—20¢

Postage (first-class or airmail)

OPTIONAL SERVICES

Return receipt (10¢ or 35¢)


Deliver to addressee only—50¢

Special delivery

2. If you want this receipt postmarked, stick the gummed stub on the left portion of the address side of the article, *leaving the receipt attached*, and present the article at a post office service window or hand it to your rural carrier. (*no extra charge*)
3. If you do not want this receipt postmarked, stick the gummed stub on the left portion of the address side of the article, detach and retain the receipt, and mail the article.
4. If you want a return receipt, write the certified-mail number and your name and address on a return receipt card, Form 3811, and attach it to the back of the article by means of the gummed ends. Endorse front of article **RETURN RECEIPT REQUESTED**. (*Fees—10¢ or 35¢.*)
5. If you want the article delivered only to the addressee, endorse it on the front **DELIVER TO ADDRESSEE ONLY**. (*Fee—50¢*). Place the same endorsement in line 2 of the return receipt card.
6. Save this receipt and present it if you make inquiries

POST OFFICE DEPARTMENT
OFFICIAL BUSINESS

PENALTY FOR PRIVATE USE TO AVOID
PAYMENT OF POSTAGE, \$300

		POSTMARK OF DELIVERING OFFICE 
<p>INSTRUCTIONS: Show name and address below and complete instructions on other side, where applicable. Moisten gummed ends, attach and hold firmly to back of article. Print on front of article RETURN RECEIPT REQUESTED.</p>		<p>RETURN TO</p>

VINCENT VESPIA, CITY CLERK
CITY HALL
PROVIDENCE, R.I., 02903

INSTRUCTIONS TO DELIVERING EMPLOYEE

☐ Show to whom and when delivered ☐ Show to whom, when, and address where delivered ☐ Deliver ONLY to addressee
(Additional charges required for these services)

RECEIPT

Received the numbered article described below.

REGISTERED NO.	SIGNATURE OR NAME OF ADDRESSEE <i>(Must always be filled in)</i>	
CERTIFIED NO.	1 <i>[Signature]</i>	2 <i>[Signature]</i>
INSURED NO.	SIGNATURE OF ADDRESSEE'S AGENT, IF ANY	
DATE DELIVERED	SHOW WHERE DELIVERED <i>(Only if requested)</i>	
61-6-68		

No. 741195

RECEIPT FOR CERTIFIED MAIL—20¢

SENT TO

POSTMARK
OR DATE

GLEN E GRIGGS
120 COVE AVE
WARWICK R I



07-403-400

July 1965

NOT FOR INTERNATIONAL MAIL

1. Stick postage stamps to your article to pay:
BASIC CHARGES
Certified fee—20¢
Postage (first-class or airmail)
2. If you want this receipt postmarked, stick the gummed stub on the left portion of the address side of the article, *leaving the receipt attached*, and present the article at a post office service window or hand it to your rural carrier. (*no extra charge*)
3. If you do not want this receipt postmarked, stick the gummed stub on the left portion of the address side of the article, detach and retain the receipt, and mail the article.
4. If you want a return receipt, write the certified-mail number and your name and address on a return receipt card, Form 3811, and attach it to the back of the article by means of the gummed ends. Endorse front of article RETURN RECEIPT REQUESTED. (*Fees—10¢ or 35¢.*)
5. If you want the article delivered only to the addressee, endorse it on the front DELIVER TO ADDRESSEE ONLY. (*Fee—50¢*). Place the same endorsement in line 2 of the return receipt card.
6. Save this receipt and present it if you make inquiry.
- OPTIONAL SERVICES
Return receipt (10¢ or 35¢)
Deliver to addressee only—50¢
Special delivery

PENALTY FOR PRIVATE USE TO AVOID
PAYMENT OF POSTAGE, \$300

POST OFFICE DEPARTMENT
OFFICIAL BUSINESS

POSTMARK OF
DELIVERING OFFICE

INSTRUCTIONS: Show name and address below and complete instructions on other side, where applicable. Moisten gummed ends, attach and hold firmly to back of article. Print on front of article **RETURN RECEIPT REQUESTED.**

**RETURN
TO**

VINCENT VESPIA, CITY CLERK
CITY HALL
PROVIDENCE, R.I., 02903

RECEIPT

Received the numbered article described below.

REGISTERED NO. **SIGNATURE OR NAME OF ADDRESSEE (Must always be filled in)**

CERTIFIED NO.

Q

INSURED NO.

SIGNATURE OF ADDRESSEE'S AGENT, IF ANY

DATE DELIVERED _____

SHOW WHERE DELIVERED (only if requested)

992-5

No. 741503

RECEIPT FOR CERTIFIED MAIL—20¢

SENT TO		POSTMARK OR DATE
Frannie Gray and George Gray		APR 19 1966 ANNEX STA. PO
STREET AND NO.		
400 New Meadow Road		
P. O., STATE, AND ZIP CODE		07-34850
Barrington, R. I.		
EXTRA SERVICES FOR ADDITIONAL FEES		
Return Receipt	Shows to whom, and when delivered	Deliver to Addressee Only
<input type="checkbox"/> 10¢ fee	<input type="checkbox"/> 35¢ fee	<input type="checkbox"/> 50¢ fee

POD Form 3800 July 1965 NO INSURANCE COVERAGE PROVIDED—NOT FOR INTERNATIONAL MAIL (See other side)

1. Stick postage stamps to your article to pay:
 BASIC CHARGES
 Certified fee—20¢
 Postage (first-class or airmail)
2. If you want this receipt postmarked, stick the gummed stub on the left portion of the address side of the article, *leaving the receipt attached*, and present the article at a post office service window or hand it to your rural carrier. (*no extra charge*)
3. If you do not want this receipt postmarked, stick the gummed stub on the left portion of the address side of the article, detach and retain the receipt and mail the article.
4. If you want a return receipt, write the certified-mail number and your name and address on a return receipt card, Form 3811, and attach it to the back of the article by means of the gummed ends. Endorse front of article RETURN RECEIPT REQUESTED. (*Fees—10¢ or 35¢.*)
5. If you want the article delivered only to the addressee, endorse it on the front DELIVER TO ADDRESSEE ONLY. (*fee—50¢.*) Place the same endorsement in line 2 of the return receipt card.
6. Save this receipt and present it if you make inquiry.

OPTIONAL SERVICES

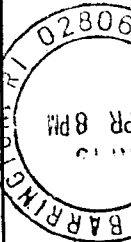
Return receipt (10¢ or 35¢)

Deliver to addressee only—50¢

Special delivery

POST OFFICE DEPARTMENT
OFFICIAL BUSINESS

POST OFFICE DEPARTMENT
OFFICIAL BUSINESS



565-10-71542-8

INSTRUCTIONS: Show name and address below and complete instructions on other side, where applicable. Moistened gummed ends, attach and fold firmly to back of article. Print on front of article **RETURN RECEIPT REQUESTED**.

RETURN TO

VINCENT VESPIA, CITY CLERK
CITY HALL
PROVIDENCE, R.I., 02903

POD Form 3811 Oct. 1965

INSTRUCTIONS TO DELIVERING EMPLOYEE

☐ Show to whom and when delivered ☐ Show to whom, when, and address where delivered ☐ Deliver ONLY to addressee
(Additional charges required for these services)

RECEIPT

Received the numbered article described below.

REGISTERED NO.	SIGNATURE OR NAME OF ADDRESSEE (Must always be filled in)	
CERTIFIED NO.	1	Mrs. George Gray
INSURED NO.	2	SIGNATURE OF ADDRESSEE'S AGENT, IF ANY
DATE DELIVERED	SHOW WHERE DELIVERED (only if requested)	
4-8-66		

ACCOUNT NUMBER	PLAT	LOT	LAND VALUATION	BUILDING VALUATION	TOTAL VALUATION	BLDGS. AS P/P	AREA CODE	GRAND TOTAL	SPECIAL TAX	INSTALLMENT PER YR FOR 25YRS
JOHN J GRILLI AND WF FRANCES M 32 TUXEDO AVE										
07-405-100	33	376	610	3,620	4,230		0	4,230	57.11	2.28
JOHN E GROUT MARGARET G TAMBKE ELIZABETH G KRIDA PATRICIA MCK GROUT WALTER TAMBKE ROBT KRIDA MARIAN W MANSUR AMY W GABREE BENJAMIN D WEEDEN AND CORNELIA W STEWART C O R I HOSP TR CO 15 WESTMINSTER ST										
07-421-390	25	159	64,000	25,510	89,510		0	89,510	1,208.39	48.33
GUILD REALTY CORPORATION 556 ATWELLS AVE										
07-436-420	33	29	13,970	110,650	124,620		1	124,620	1,682.37	67.29
GULF OIL CORPORATION C/O TAX DEPT P O BOX 8056 PHILA, PA. 19101										
07-439-800	20	84	64,800	11,370	76,170		0	76,170	1,028.30	41.13

No. 741196

RECEIPT FOR CERTIFIED MAIL—20¢

SENT TO

POSTMARK
OR DATE

JOHN J GRILLI AND WF
FRANCES M
32 TUXEDO AVE
PROVIDENCE, R. I.

07-405-100

July 1965

NOT FOR INTERNATIONAL MAIL



1. Stick postage stamps to your article to pay:

BASIC CHARGES

Certified fee—20¢

Postage (first-class or airmail)

OPTIONAL SERVICES

Return receipt (10¢ or 35¢)

Deliver to addressee only—50¢

Special delivery

2. If you want this receipt postmarked, stick the gummed stub on the left portion of the address side of the article, *leaving the receipt attached*, and present the article at a post office service window or hand it to your rural carrier. (*no extra charge*)
3. If you do not want this receipt postmarked, stick the gummed stub on the left portion of the address side of the article, *detach and retain the receipt*, and mail the article.
4. If you want a return receipt, write the certified-mail number and your name and address on a return receipt card, Form 3811, and attach it to the back of the article by means of the gummed ends. Endorse front of article RETURN RECEIPT REQUESTED. (*Fees—10¢ or 35¢*)
5. If you want the article delivered only to the addressee, endorse it on the front DELIVER TO ADDRESSEE ONLY. (*Fee—50¢*). Place the same endorsement in line 2 of the return receipt card.
6. Save this receipt and present it if you make inquiry.

POST OFFICE DEPARTMENT
OFFICIAL BUSINESS

PENALTY FOR PRIVATE USE TO AVOID
PAYMENT OF POSTAGE, \$200

INSTRUCTIONS: Show name and address below and
complete instructions on other side, where applicable.
Moisten gummed ends, attach and hold firmly to back
of article. Print on front of article RETURN
RECEIPT REQUESTED.

← RETURN
TO




VINCENT VESPINA, CITY CLERK
CITY HALL
PROVIDENCE, R.I., 02903

RECEIPT

☐ Show to whom and ☐ Show to whom, when, and ☐ Deliver ONLY
when delivered address where delivered to addressee
(Additional charges required for these services)

Received the numbered article described below.

REGISTERED NO.	SIGNATURE OR NAME OF ADDRESSEE (Must always be filled in)
CERTIFIED NO. 741196	
INSURED NO.	SIGNATURE OF ADDRESSEE'S AGENT, IF ANY
DATE DELIVERED APR 1 1966	SHOW WHERE DELIVERED (only if requested)

No. 741197

RECEIPT FOR CERTIFIED MAIL—20¢


SENT TO

POSTMARK
OR DATE

JOHN E GROUT MARGARET G
TAMBEKE ELIZABETH G KRIDA
PATRICIA MCK GROUT WALTER
TAMBEKE ROBT KRIDA MARIAN
MANSUR AMY W GABREE
BENJAMIN D WEEDEN AND

July 1965

NOT FOR INTERNATIONAL MAIL



1. Stick postage stamps to your article to pay:

BASIC CHARGES

Certified fee—20¢
Post

OPTIONAL SERVICES

Return Receipt—10¢
Insurance—35¢

2. If you

address

CORNELIA W STEWART
C O R I HOSP TR CO

3. If you

service

15 WESTMINSTER ST
PROVIDENCE, R. I.

4. If you

the ad

a return

ends.

5. If you

ADDR

07-421-390

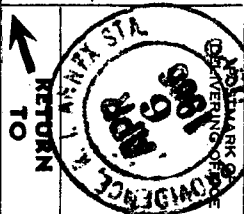
card.

6. Save this receipt and present it if you make inquiry.

POST OFFICE DEPARTMENT
OFFICIAL BUSINESS

PENALTY FOR PRIVATE USE TO AVOID
PAYMENT OF POSTAGE 100

INSTRUCTIONS: Show name and address below and
complete instructions on other side, where applicable.
Moisten gummed ends, attach and hold firmly to back
of article. Print on front of article RETURN
RECEIPT REQUESTED.



VINCENT VESPIA, CITY CLERK
CITY HALL
PROVIDENCE, R.I., 02903

INSTRUCTIONS TO DELIVERING EMPLOYEE

☐ Show to whom and when delivered ☐ Show to whom, when, and address where delivered ☐ Deliver ONLY to addressee
(Additional charges required for these services)


RECEIPT

Received the numbered article described below.

REGISTERED NO.	SIGNATURE OR NAME OF ADDRESSEE (Must always be filled in)	
CERTIFIED NO. 741197	1	<i>R. H. Kupper</i>
INSURED NO.	2	SIGNATURE OF ADDRESSEE'S AGENT, IF ANY <i>Wm. A. Macdonald</i>
DATE DELIVERED	SHOW WHERE DELIVERED (only if requested)	

No. 741198

RECEIPT FOR CERTIFIED MAIL—20¢	
SENT TO	POSTMARK OR DATE
GUILD REALTY CORPORATION 556 ATWELLS AVE PROVIDENCE, R. I.	
07-436-420	
July 1965	



1. Stick postage stamps to your article to pay:

BASIC CHARGES

Certified fee—20¢

Postage (first-class or airmail)

OPTIONAL SERVICES

Return receipt (10¢ or 35¢)

Deliver to addressee only—50¢

Special delivery

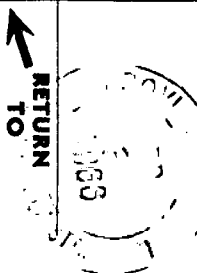
2. If you want this receipt postmarked, stick the gummed stub on the left portion of the address side of the article, *leaving the receipt attached*, and present the article at a post office service window or hand it to your rural carrier. (*no extra charge*)
3. If you do not want this receipt postmarked, stick the gummed stub on the left portion of the address side of the article, detach and retain the receipt, and mail the article.
4. If you want a return receipt, write the certified-mail number and your name and address on a return receipt card, Form 3811, and attach it to the back of the article by means of the gummed ends. Endorse front of article RETURN RECEIPT REQUESTED. (*Fees—10¢ or 35¢*)
5. If you want the article delivered only to the addressee, endorse it on the front DELIVER TO ADDRESSEE ONLY. (*Fee—50¢*). Place the same endorsement in line 2 of the return receipt card.
6. Save this receipt and present it if you make inquiry.

POST OFFICE DEPARTMENT
OFFICIAL BUSINESS

PENALTY FOR PRIVATE USE TO AVOID
PAYMENT OF POSTAGE, \$300

INSTRUCTIONS: Show name and address below and
complete instructions on other side, where applicable.
Moisten gummed ends, attach and hold firmly to back
of article. Print on front of article RETURN
RECEIPT REQUESTED.

POSTMARK OF
DELIVERING OFFICE



VINCENI VESPIA, CITY CLERK
CITY HALL
PROVIDENCE, R.I., 02903

INSTRUCTIONS TO DELIVERING EMPLOYEE

☐ Show to whom and when delivered ☐ Show to whom, when, and address where delivered ☐ Deliver ONLY to addressee
(Additional charges required for these services)

RECEIPT

Received the numbered article described below.

REGISTERED NO.	SIGNATURE OR NAME OF ADDRESSEE (Must always be filled in)	
CERTIFIED NO. 341198	1	<i>Charles Pearty Corp</i>
INSURED NO.	2	
DATE DELIVERED 6-6-66	SIGNATURE OF ADDRESSEE'S AGENT, IF ANY <i>Walter H. Moore</i>	
SHOW WHERE DELIVERED (only if requested)		

No. 741199

RECEIPT FOR CERTIFIED MAIL—20¢

SENT TO

POSTMARK
OR DATE

GULF OIL CORPORATION
C/O TAX DEPT
P O BOX 8056
PHILA, PA. 19101
PROVIDENCE, R. I.

07-439-800

July 1965

NOT FOR INTERNATIONAL MAIL



1. Stick postage stamps to your article to pay:

BASIC CHARGES

Certified fee—20¢

Postage (first-class or airmail)

OPTIONAL SERVICES

Return receipt (10¢ or 35¢)

Deliver to addressee only—50¢

Special delivery *

2. If you want this receipt postmarked, stick the gummed stub on the left portion of the address side of the article, *leaving the receipt attached*, and present the article at a post office service window or hand it to your rural carrier. (*no extra charge*)
3. If you do not want this receipt postmarked, stick the gummed stub on the left portion of the address side of the article, detach and retain the receipt, and mail the article.
4. If you want a return receipt, write the certified-mail number and your name and address on a return receipt card, Form 3811, and attach it to the back of the article by means of the gummed ends. Endorse front of article RETURN RECEIPT REQUESTED. (*Fees—10¢ or 35¢.*)
5. If you want the article delivered only to the addressee, endorse it on the front DELIVER TO ADDRESSEE ONLY. (*Fee—50¢.*) Place the same endorsement in line 2 of the return receipt card.
6. Save this receipt and present it if you make inquiry. *

POST OFFICE DEPARTMENT
OFFICIAL BUSINESS

PENALTY FOR PRIVATE USE TO AVOID
PAYMENT OF POSTAGE, \$300

POSTMARK OF
DELIVERING OFFICE

INSTRUCTIONS: Show name and address below and
complete instructions on other side, where applicable.
Moisten gummed ends, attach and hold firmly to back
of article. Put on front of article **RETURN**
RECEIPT REQUESTED.

 **RETURN
TO**

VINCENT VESPIA, CITY CLERK
CITY HALL
PROVIDENCE, R.I., 02903

INSTRUCTIONS TO DELIVERING EMPLOYEE

☐ Show to whom and ☐ Show to whom, when, and ☐ Deliver ONLY
when delivered address where delivered to addressee
(Additional charges required for these services)

RECEIPT

Received the numbered article described below.

REGISTERED NO.	SIGNATURE OR NAME OF ADDRESSEE (Must always be filled in)	
CERTIFIED NO.	1	<i>Paul C. H.</i>
INSURED NO.	2	SIGNATURE OF ADDRESSEE'S AGENT, IF ANY <i>M. J. [Signature]</i>
DATE DELIVERED APR 7 1966	SHOW WHERE DELIVERED (only if requested)	

ACCOUNT NUMBER	PLAT	LOT	LAND VALUATION	BUILDING VALUATION	TOTAL VALUATION	BLDGS. AS P/P	AREA CODE	GRAND TOTAL	SPECIAL TAX	INSTALLMENT PER YR FOR 25YRS
H AND R REALTY COMPANY										
431 HARRIS AVE										
08-000-900	27	8	61,520	96,660	158,180		1	158,180	2,135.43	85.41
HAYMARKET REALTY COMPANY INC										
235 CANAL ST										
08-143-900	10	29	22,420	23,980	46,400		0	46,400	626.40	25.05
JAMES B HENRY										
HOUSTON RD										
NARRAGANSETT R I										
08-188-501	66	217	740	4,460	5,200		1			
08-188-501	66	218	720		720		1			
08-188-501	66	219	800	2,890	3,690		1			
08-188-501	66	220	800	7,530	8,330		1	17,940	242.19	9.68
MADGE H HOLMES AND										
DOROTHY H GILMARTIN										
C O B A DARIO										
REAL ESTATE DIV										
144 WESTMINSTER ST										
08-272-030	25	162	17,430		17,430		0	17,430	235.31	9.41
HONG LEE LAND CO										
102 WESTMINSTER ST										
08-281-635	20	124	84,540	46,900	131,440		0	131,440	1,774.44	70.97
H P HOOD AND SONS INC										
500 RUTHERFORD AVE										
BOSTON MASS										
08-282-700	26	253	96,430	239,300	335,730		1			
08-282-700	27	6	25,960	2,040	28,000		1			

No. 741200

RECEIPT FOR CERTIFIED MAIL—20¢

SENT TO

POSTAL
OR DA

H AND R REALTY COMPANY
431 HARRIS AVE
PROVIDENCE, R. I.



08-000-900

NOT FOR INTERNATIONAL MAIL

JUL 1 1965

1. Stick postage stamps to your article to pay:

BASIC CHARGES

Certified fee—20¢

Postage (first-class or airmail)

OPTIONAL SERVICES

Return receipt (10¢ or 35¢)


Deliver to addressee only—50¢

Special delivery

2. If you want this receipt postmarked, stick the gummed stub on the left portion of the address side of the article, *leaving the receipt attached*, and present the article at a post office service window or hand it to your rural carrier. (*no extra charge*)
3. If you do not want this receipt postmarked, stick the gummed stub on the left portion of the address side of the article, detach and retain the receipt, and mail the article.
4. If you want a return receipt, write the certified-mail number and your name and address on a return receipt card, Form 3811, and attach it to the back of the article by means of the gummed ends. Endorse front of article **RETURN RECEIPT REQUESTED**. (*Fees—10¢ or 35¢.*)
5. If you want the article delivered only to the addressee, endorse it on the front **DELIVER TO ADDRESSEE ONLY**. (*Fee—50¢.*) Place the same endorsement in line 2 of the return receipt card.
6. Save this receipt and present it if you make inquiry.

POST OFFICE DEPARTMENT
OFFICIAL BUSINESS

PENALTY FOR PRIVATE USE TO AVOID
PAYMENT OF POSTAGE, \$300



INSTRUCTIONS: Show name and address below and complete instructions on other side, where applicable. Moisten gummed ends, attach and hold firmly to back of article. Print on front of article RETURN RECEIPT REQUESTED.

RETURN
TO

VINCENT VESPIA, CITY CLERK
CITY HALL
PROVIDENCE, R.I., 02903

65-18-71545-8

1965

INSTRUCTIONS TO DELIVERING EMPLOYEE

☐ Show to whom and when delivered ☐ Show to whom, when, and address where delivered ☐ Deliver ONLY to addressee
(Additional charges required for these services)

RECEIPT

Received the numbered article described below.

REGISTERED NO.	SIGNATURE OR NAME OF ADDRESSEE (Must always be filled in)	
CERTIFIED NO. 741200	1 L. E. B. Kelly	2
INSURED NO.	SIGNATURE OF ADDRESSEE'S AGENT, IF ANY L. E. B. Kelly	
DATE DELIVERED 4-6-66	SHOW WHERE DELIVERED (only if requested)	

No. 741201

RECEIPT FOR CERTIFIED MAIL—20¢

SENT TO

POSTMARK
OR DATE

HAYMARKET REALTY COMPANY INC
235 CANAL ST
PROVIDENCE, R. I.



08-143-900

July 1965

NOT FOR INTERNATIONAL MAIL


1. Stick postage stamps to your article to pay:
 BASIC CHARGES
 Certified fee—20¢
 Postage (first-class or airmail)
2. If you want this receipt postmarked, stick the gummed stub on the left portion of the address side of the article, *leaving the receipt attached*, and present the article at a post office service window or hand it to your rural carrier. (*no extra charge*)
3. If you do not want this receipt postmarked, stick the gummed stub on the left portion of the address side of the article, detach and retain the receipt, and mail the article.
4. If you want a return receipt, write the certified-mail number and your name and address on a return receipt card, Form 3811, and attach it to the back of the article by means of the gummed ends. Endorse front of article RETURN RECEIPT REQUESTED. (*Fees—10¢ or 35¢.*)
5. If you want the article delivered only to the addressee, endorse it on the front DELIVER TO ADDRESSEE ONLY. (*Fee—50¢.*) Place the same endorsement in line 2 of the return receipt card.
6. Save this receipt and present it if you make inquiry.

OPTIONAL SERVICES

Return receipt (10¢ or 35¢)
 Deliver to addressee only—50¢
 Special delivery

POST OFFICE DEPARTMENT
OFFICIAL BUSINESS

PENALTY FOR PRIVATE USE TO AVOID
PAYMENT OF POSTAGE \$300



INSTRUCTIONS: Show name and address below and
complete instructions on other side, where applicable.
Moisten gummed ends, attach and hold firmly to back
of article. Print on front of article **RETURN**
RECEIPT REQUESTED.

RETURN
TO

VINCENT VESPIA, CITY CLERK
CITY HALL
PROVIDENCE, R.I., 02903

INSTRUCTIONS TO DELIVERING EMPLOYEE

☐ Show to whom and when delivered ☐ Show to whom, when, and address where delivered ☐ Deliver ONLY to addressee

(Additional charges required for these services)

RECEIPT

Received the numbered article described below.

REGISTERED NO.	SIGNATURE OR NAME OF ADDRESSEE <i>(Must always be filled in)</i>	
CERTIFIED NO.	1	<i>Harmon H. Perkins</i>
INSURED NO.	2	<i>Gov Jones</i>
DATE DELIVERED	SIGNATURE OF ADDRESSEE'S AGENT, IF ANY	
	SHOW WHERE DELIVERED <i>(only if requested)</i>	

No. 741202

RECEIPT FOR CERTIFIED MAIL—20¢

SENT TO

POSTMARK
OR DATE

JAMES B HENRY
HOUSTON RD
NARRAGANSETT R I



08-188-501

July 1965

NOT FOR INTERNATIONAL MAIL

1. Stick postage stamps to your article to pay:
 BASIC CHARGES
 Certified fee—20¢
 Postage (first-class or airmail)
2. If you want this receipt postmarked, stick the gummed stub on the left portion of the address side of the article, *leaving the receipt attached*, and present the article at a post office service window or hand it to your rural carrier. (*no extra charge*)
3. If you do not want this receipt postmarked, stick the gummed stub on the left portion of the address side of the article, detach and retain the receipt, and mail the article.
4. If you want a return receipt, write the certified-mail number and your name and address on a return receipt card, Form 3811, and attach it to the back of the article by means of the gummed ends. Endorse front of article RETURN RECEIPT REQUESTED. (*Fees—10¢ or 35¢.*)
5. If you want the article delivered only to the addressee, endorse it on the front DELIVER TO ADDRESSEE ONLY. (*fee—50¢*). Place the same endorsement in line 2 of the return receipt card.
6. Save this receipt and present it if you make inquiry.

OPTIONAL SERVICES


Return receipt (10¢ or 35¢)

Deliver to addressee only—50¢

Special delivery

PENALTY FOR PRIVATE USE TO AVOID
PAYMENT OF POSTAGE, 2500

POSTMARK OF
DELIVERING OFFICE



INSTRUCTIONS: Show name and address below and complete instructions on other side, where applicable. Moisten gummed ends, attach and hold firmly to back of article. Print on front of article **RETURN RECEIPT REQUESTED.**

RETURN
TO

VINCENT VESPIA, CITY CLERK
CITY HALL
PROVIDENCE, R.I., 02903

INSTRUCTIONS TO DELIVERING EMPLOYEE
☐ Show to whom and when delivered ☐ Show to whom, when, and address where delivered ☐ Deliver ONLY to addressee
(Additional charges required for these services)

RECEIPT

Received the numbered article described below.

REGISTERED NO.	SIGNATURE OR NAME OF ADDRESSEE (Must always be filled in)	
	1	J. B. Kline
CERTIFIED NO.*	2	SIGNATURE OF ADDRESSEE'S AGENT, IF ANY
74/202		[Signature]
INSURED NO.		
DATE DELIVERED	SHOW WHERE DELIVERED (only if requested)	
APR 9 1953		

No. 741203

RECEIPT FOR CERTIFIED MAIL—20¢

SENT TO	POSTMARK OR DATE
<p>MADGE H HOLMES AND DOROTHY H GILMARTIN C O B A DARIO REAL ESTATE DIV 144 WESTMINSTER ST PROVIDENCE, R. I. 08-272-030</p> <p>JUL 1965</p> <p>NOT FOR INTERNATIONAL MAIL</p> <p>RECEIVED JUL 1965 U.S. AIR MAIL STATION</p>	

1. Stick postage stamps to your article to pay:

BASIC CHARGES

Certified fee—20¢

Postage (first-class or airmail)

OPTIONAL SERVICES

Return receipt (10¢ or 35¢)

Deliver to addressee only—50¢


Special delivery

2. If you want this receipt postmarked, stick the gummed stub on the left portion of the address side of the article, *leaving the receipt attached*, and present the article at a post office service window or hand it to your rural carrier. (*no extra charge*)
3. If you do not want this receipt postmarked, stick the gummed stub on the left portion of the address side of the article, detach and retain the receipt, and mail the article.
4. If you want a return receipt, write the certified-mail number and your name and address on a return receipt card, Form 3811, and attach it to the back of the article by means of the gummed ends. Endorse front of article **RETURN RECEIPT REQUESTED**. (*Fees—10¢ or 35¢.*)
5. If you want the article delivered only to the addressee, endorse it on the front **DELIVER TO ADDRESSEE ONLY**. (*Fee—50¢*). Place the same endorsement in line 2 of the return receipt card.
6. Save this receipt and present it if you make inquiry.

POST OFFICE DEPARTMENT
OFFICIAL BUSINESS

PENALTY FOR PRIVATE USE TO AVOID
PAYMENT OF POSTAGE \$300

POSTMARK OF
DELIVERING OFFICE



INSTRUCTIONS: Show name and address below and
complete instructions on other side, where applicable.
Moisten gummed ends, attach and hold firmly to back
of article. Print on front of article **RETURN**
RECEIPT REQUESTED.

RETURN
TO

VINCENT VESPIA, CITY CLERK
CITY HALL
PROVIDENCE, R.I., 02903

655-16-71548-8

POD Form 3811 Oct. 1965

INSTRUCTIONS TO DELIVERING EMPLOYEE

☐ Show to whom and ☐ Show to whom, when, and ☐ Deliver ONLY
when delivered address where delivered to addressee
(Additional charges required for these services)

RECEIPT

Received the numbered article described below.

REGISTERED NO.	SIGNATURE OR NAME OF ADDRESSEE (Must always be filled in)	
CERTIFIED NO.	1	2
INSURED NO.	SIGNATURE OF ADDRESSEE'S AGENT, IF ANY	
DATE DELIVERED	SHOW WHERE DELIVERED (only if requested)	

No. 741204

RECEIPT FOR CERTIFIED MAIL—20¢

SENT TO

POSTMARK
OR DATE

HONG LEE LAND CO
102 WESTMINSTER ST
PROVIDENCE, R. I.



July 1965

08-281-635

NOT FOR INTERNATIONAL MAIL

1. Stick postage stamps to your article to pay:

BASIC CHARGES

Certified fee—20¢

Postage (first-class or airmail)

OPTIONAL SERVICES

Return receipt (10¢ or 35¢)

Deliver to addressee only—50¢

Special delivery

2. If you want this receipt postmarked, stick the gummed stub on the left portion of the address side of the article, *leaving the receipt attached*, and present the article at a post office service window or hand it to your rural carrier. (*no extra charge*)
3. If you do not want this receipt postmarked, stick the gummed stub on the left portion of the address side of the article, detach and retain the receipt, and mail the article.
4. If you want a return receipt, write the certified-mail number and your name and address on a return receipt card, Form 3811, and attach it to the back of the article by means of the gummed ends. Endorse front of article **RETURN RECEIPT REQUESTED**. (*Fees—10¢ or 35¢.*)
5. If you want the article delivered only to the addressee, endorse it on the front **DELIVER TO ADDRESSEE ONLY**. (*Fee—50¢.*) Place the same endorsement in line 2 of the return receipt card.
6. Save this receipt and present it if you make inquiry.

POST OFFICE DEPARTMENT
OFFICIAL BUSINESS

POST OFFICE DEPARTMENT
OFFICIAL BUSINESS

PENALTY FOR PRIVATE USE TO AVOID
PAYMENT OF POSTAGE: \$300

POSTMARK OF
DELIVERING OFFICE



INSTRUCTIONS: Show name and address below and
complete instructions on other side, where applicable.
Moisten gummed ends, attach and hold firmly to back
of article. Print on front of article RETURN
RECEIPT REQUESTED.

RETURN
TO

VINCENT VESPIA, CITY CLERK
CITY HALL
PROVIDENCE, R.I., 02903

55-16-71548-8

Oct 1965

Form 3811

INSTRUCTIONS TO DELIVERING EMPLOYEE

☐ Show to whom and when delivered
 ☐ Show to whom, when, and address where delivered
 ☐ Deliver ONLY to addressee

(Additional charges required for these services)

RECEIPT

Received the numbered article described below.

REGISTERED NO.

CERTIFIED NO.

INSURED NO.

DATE DELIVERED

SIGNATURE OR NAME OF ADDRESSEE (Must always be filled in)

1

2

SIGNATURE OF ADDRESSEE'S AGENT, IF ANY

SHOW WHERE DELIVERED (Only if requested)

No. 741205

RECEIPT FOR CERTIFIED MAIL—20¢

SENT TO	POSTMARK OR DATE
---------	---------------------

H P HOOD AND SONS INC
500 RUTHERFORD AVE
BOSTON MASS



08-282-700

July 1963 NOT FOR INTERNATIONAL MAIL (see other side)

1. Stick postage stamps to your article to pay:
 BASIC CHARGES
 Certified fee—20¢
 Postage (first-class or airmail)
2. If you want this receipt postmarked, stick the gummed stub on the left portion of the address side of the article, *leaving the receipt attached*, and present the article at a post office service window or hand it to your rural carrier. (*no extra charge*)
3. If you do not want this receipt postmarked, stick the gummed stub on the left portion of the address side of the article, detach and retain the receipt, and mail the article.
4. If you want a return receipt, write the certified-mail number and your name and address on a return receipt card, Form 3811, and attach it to the back of the article by means of the gummed ends. Endorse front of article RETURN RECEIPT REQUESTED. (*Fees—10¢ or 35¢.*)
5. If you want the article delivered only to the addressee, endorse it on the front DELIVER TO ADDRESSEE ONLY. (*Fee—50¢.*) Place the same endorsement in line 2 of the return receipt card.
6. Save this receipt and present it if you make inquiry.¹


OPTIONAL SERVICES

Return receipt (10¢ or 35¢)
 Deliver to addressee only—50¢
 Special delivery

POST OFFICE DEPARTMENT
OFFICIAL BUSINESS

PENALTY FOR PRIVATE USE TO AVOID
PAYMENT OF POSTAGE \$300

POSTMARK OF
DELIVERING OFFICE



INSTRUCTIONS: Show name and address below and
complete instructions on other side, where applicable.
Moisten gummed ends, attach and hold firmly to back
of article. Print on front of article RETURN
RECEIPT REQUESTED.

RETURN
TO

VINCENT VESPIA, CITY CLERK
CITY HALL
PROVIDENCE, R.I., 02903

55-16-71848-8

POD Form 3811 Oct. 1965

INSTRUCTIONS TO DELIVERING EMPLOYEE

☐ Show to whom and when delivered ☐ Show to whom, when, and address where delivered ☐ **DELIVER ONLY** to addressee
(Additional charges required for these services)

RECEIPT

Received the numbered article described below.

REGISTERED NO. SIGNATURE OR NAME OF ADDRESSEE (Must always be filled in)

CERTIFIED NO.

INSURED NO.

H.P. Wood

SIGNATURE OF ADDRESSEE'S AGENT, IF ANY

Wm. Connel

DATE DELIVERED

SHOW WHERE DELIVERED (only if requested)

ACCOUNT NUMBER	PLAT	LOT	LAND VALUATION	BUILDING VALUATION	TOTAL VALUATION	BLDGS. AS P/P	AREA CODE	GRAND TOTAL	SPECIAL TAX	INSTALLMENT PER YR FOR 25YRS
08-282-700	27	47	12,700		12,700		0			
08-282-700	27	253	18,420		18,420		0			
08-282-700	67	340	33,580	108,300	141,880		1	536,730	7,245.86	289.83
✓ HOPE HOLDINGS INC 134 FOUNTAIN ST										
08-286-410	25	174	30,710	19,810	50,520		0	50,520	682.02	27.28
✓ VERNESTINE A HOPKINS WID EDGAR A										
46 FIFTH AVE										
NARRAGANSETT PIER R I										
08-289-600	20	103	36,150	3,100	39,250		0			
08-289-600	20	104	17,110	730	17,840		0			
08-289-600	20	216	1,470		1,470		0			
08-289-600	20	217	2,200	90	2,290		0			
08-289-600	20	218	2,200	90	2,290		0			
08-289-600	20	219	2,200	90	2,290		0	65,430	883.31	35.33
✓ BERTRAND L HORNBY EST 55 SHORE ROAD BRISTOL R I										
08-297-605	16	17	3,170	5,440	8,610		0	8,610	116.24	4.64
✓ HOSPITAL SERVICE CORPORATION OF R I 31 CANAL ST										
08-308-650	12	15	45,620	302,080	347,700		0	347,700	4,693.95	187.75
✓ NICEA HOWARD 187 WESTMINSTER ST										
08-320-600	20	177	108,000		108,000		0			
08-320-600	20	179	353,570		353,570		0			

No. 741206

RECEIPT FOR CERTIFIED MAIL—20¢

SENT TO

POSTMARK
OR DATE

HOPE HOLDINGS INC
134 FOUNTAIN ST
PROVIDENCE, R. I.

08-286-410

July 1965

NOT FOR INTERNATIONAL MAIL



1. Stick postage stamps to your article to pay:

BASIC CHARGES

Certified fee—20¢

Postage (first-class or airmail)

OPTIONAL SERVICES

Return receipt (10¢ or 35¢)

Deliver to addressee only—50¢

Special delivery

2. If you want this receipt postmarked, stick the gummed stub on the left portion of the address side of the article, *leaving the receipt attached*, and present the article at a post office service window or hand it to your rural carrier. (*no extra charge*)
3. If you do not want this receipt postmarked, stick the gummed stub on the left portion of the address side of the article, detach and retain the receipt, and mail the article.
4. If you want a return receipt, write the certified-mail number and your name and address on a return receipt card, Form 3811, and attach it to the back of the article by means of the gummed ends. Endorse front of article **RETURN RECEIPT REQUESTED**. (*Fees—10¢ or 35¢.*)
5. If you want the article delivered only to the addressee, endorse it on the front **DELIVER TO ADDRESSEE ONLY**. (*Fee—50¢.*) Place the same endorsement in line 2 of the return receipt card.
6. Save this receipt and present it if you make inquiry. *

POST OFFICE DEPARTMENT
OFFICIAL BUSINESS

PENALTY FOR PRIVATE USE TO AVOID
PAYMENT OF POSTAGE, \$300

INSTRUCTIONS: Show name and address below and
complete instructions on other side, where applicable.
Moisten gummed ends, attach and hold firmly to back
of article. Print on front of article RETURN
RECEIPT REQUESTED.



RETURN
TO

VINGENT VESPIA, CITY CLERK
CITY HALL
PROVIDENCE, R.I., 02903

<input type="checkbox"/> Show to whom and when delivered (Additional charges required for these services)	<input type="checkbox"/> Show to whom, when, and address where delivered (Additional charges required for these services)	<input type="checkbox"/> Deliver ONLY to addressee
--	--	--

RECEIPT

Received the numbered article described below.

REGISTERED NO.	SIGNATURE OR NAME OF ADDRESSEE (Must always be filled in)	
CERTIFIED NO.	1	<i>Repe Beauty Supply Co</i>
INSURED NO.	2	<i>J. M. Nelson</i>
DATE DELIVERED	SHOW WHERE DELIVERED (only if requested)	
<i>11/15</i>		

No. 741207

RECEIPT FOR CERTIFIED MAIL—20¢

SENT TO

POSTMARK
OR DATE

ERNESTINE A HOPKINS MID
EDGAR A
46 FIFTH AVE
NARRAGANSETT PIER R I



08-289-600

July 1965

NOT FOR INTERNAL JOURNAL USE

1. Stick postage stamps to your article to pay:

BASIC CHARGES

Certified fee—20¢

Postage (first-class or airmail)

OPTIONAL SERVICES

Return receipt (10¢ or 35¢)

Deliver to addressee only—50¢

Special delivery *

2. If you want this receipt postmarked, stick the gummed stub on the left portion of the address side of the article, *leaving the receipt attached*, and present the article at a post office service window or hand it to your rural carrier. (*no extra charge*)
3. If you do not want this receipt postmarked, stick the gummed stub on the left portion of the address side of the article, detach and retain the receipt, and mail the article.
4. If you want a return receipt, write the certified-mail number and your name and address on a return receipt card, Form 3811, and attach it to the back of the article by means of the gummed ends. Endorse front of article RETURN RECEIPT REQUESTED. (*Fees—10¢ or 35¢.*)
5. If you want the article delivered only to the addressee, endorse it on the front DELIVER TO ADDRESSEE ONLY. (*Fee—50¢.*) Place the same endorsement in line 2 of the return receipt card.
6. Save this receipt and present it if you make inquiry.

INSTRUCTIONS TO DELIVERING EMPLOYEE

☐ Show to whom and when delivered ☐ Show to whom, when, and address where delivered ☐ Deliver ONLY to addressee
(Additional charges required for these services)

RECEIPT

Received the numbered article described below.

REGISTERED NO.	SIGNATURE OR NAME OF ADDRESSEE (Must always be filled in)	
CERTIFIED NO.	1	SIGNATURE OF ADDRESSEE'S AGENT, IF ANY
INSURED NO.	2	
DATE DELIVERED	SHOW WHERE DELIVERED (only if requested)	

POST OFFICE DEPARTMENT OFFICIAL BUSINESS		FEELTY FOR PRIVATE USE TO AVOID PAYMENT OF POSTAGE, 1969
<div> <div> INSTRUCTIONS: Show name and address below and complete instructions on other side, where applicable. Moisten gummed ends, attach and hold firmly to back of article. Print name of article RETURN RECEIPT REQUESTED. </div> <div> NAME OF SENDER </div> </div>		<div> POSTMARK OF DELIVERING OFFICE </div> <div> RETURN TO </div>
STREET AND NO. OR P.O. BOX		
POST OFFICE, STATE, AND ZIP CODE		

No. 741208

RECEIPT FOR CERTIFIED MAIL—20¢

SENT TO

POSTMARK
OR DATE

BERTRAND L HORNBY EST
55 SHORE ROAD
BRISTOL R I

08-297-605

July 1965

NOT FOR INTERNATIONAL MAIL



1. Stick postage stamps to your article to pay:

BASIC CHARGES .

Certified fee—20¢

Postage (first-class or airmail)

OPTIONAL SERVICES

Return receipt (10¢ or 35¢)

Deliver to addressee only—50¢

Special delivery

2. If you want this receipt postmarked, stick the gummed stub on the left portion of the address side of the article, *leaving the receipt attached*, and present the article at a post office service window or hand it to your rural carrier. (*no extra charge*)
3. If you do not want this receipt postmarked, stick the gummed stub on the left portion of the address side of the article, detach and retain the receipt, and mail the article.
4. If you want a return receipt, write the certified-mail number and your name and address on a return receipt card, Form 3811, and attach it to the back of the article by means of the gummed ends. Endorse front of article RETURN RECEIPT REQUESTED. (*Fees—10¢ or 35¢.*)
5. If you want the article delivered only to the addressee, endorse it on the front DELIVER TO ADDRESSEE ONLY. (*Fee—50¢.*) Place the same endorsement in line 2 of the return receipt card.
6. Save this receipt and present it, if you make inquiry.

POST OFFICE DEPARTMENT
OFFICIAL BUSINESS

PENALTY FOR PRIVATE USE TO AVOID
PAYMENT OF POSTAGE, \$20

POSTMARK OF
DELIVERING OFFICE

INSTRUCTIONS: Show name and address below and
complete instructions on other side, where applicable.
Moisten gummed ends, attach and hold firmly to back
of article. Print on front of article RETURN
RECEIPT REQUESTED.

RETURN
TO

VINCENT VESPIA, CITY CLERK
CITY HALL
PROVIDENCE, R.I., 02903

INSTRUCTIONS TO DELIVERING EMPLOYEE

☐ Show to whom and when delivered ☐ Show to whom, when, and address where delivered ☐ Deliver ONLY to addressee
(Additional charges required for these services)

RECEIPT

Received the numbered article described below.

REGISTERED NO.	SIGNATURE OR NAME OF ADDRESSEE <i>(Must always be filled in)</i>	
CERTIFIED NO. <i>741208</i>	1	<i>Estelle M. Hendry</i>
INSURED NO.	2	<i>Richard L. Hendry</i>
DATE DELIVERED <i>4/7/66</i>	SIGNATURE OF ADDRESSEE'S AGENT, IF ANY <i>Catherine C. Hendry</i>	
SHOW WHERE DELIVERED <i>(only if requested)</i>		

No. 741209

RECEIPT FOR CERTIFIED MAIL—20¢

SENT TO

POSTMARK
OR DATE

HOSPITAL SERVICE CORPORATION
OF R. I.
31 CANAL ST
PROVIDENCE, R. I.

08-308-650

July 1965

NOT FOR INTERNATIONAL MAIL



1. Stick postage stamps to your article to pay:

BASIC CHARGES

Certified fee—20¢

Postage (first-class or airmail)

OPTIONAL SERVICES

Return receipt (10¢ or 35¢)

Deliver to addressee only—50¢

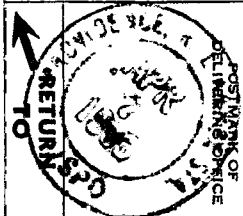
Special delivery

2. If you want this receipt postmarked, stick the gummed stub on the left portion of the address side of the article, *leaving the receipt attached*, and present the article at a post office service window or hand it to your rural carrier. (*no extra charge*)
3. If you do not want this receipt postmarked, stick the gummed stub on the left portion of the address side of the article, detach and retain the receipt, and mail the article.
4. If you want a return receipt, write the certified-mail number and your name and address on a return receipt card, Form 3811, and attach it to the back of the article by means of the gummed ends. Endorse front of article RETURN RECEIPT REQUESTED. (*Fees—10¢ or 35¢*)
5. If you want the article delivered only to the addressee, endorse it on the front DELIVER TO ADDRESSEE ONLY. (*Fee—50¢*). Place the same endorsement in line 2 of the return receipt card.
6. Save this receipt and present it if you make inquiry.

POST OFFICE DEPARTMENT
OFFICIAL BUSINESS

PENALTY FOR PRIVATE USE TO AVOID
PAYMENT OF POSTAGE, \$300

INSTRUCTIONS: Show name and address below and complete instructions on other side, where applicable. Moistened gummed ends, attach and hold firmly to back of article. Print on front of article RETURN RECEIPT REQUESTED.



VINCENT VESPIA, CITY CLERK
CITY HALL
PROVIDENCE, R.I., 02903

INSTRUCTIONS TO DELIVERING EMPLOYEE

☐ Show to whom and when delivered ☐ Show to whom, when, and address where delivered ☐ Deliver ONLY to addressee
(Additional charges required for these services)

RECEIPT

Received the numbered article described below.

REGISTERED NO.	SIGNATURE OR NAME OF ADDRESSEE (Must always be filled in)	
CERTIFIED NO.	1	<i>Acry Service Corp.</i>
INSURED NO.	2	SIGNATURE OF ADDRESSEE'S AGENT, IF ANY
DATE DELIVERED	<i>Robert Hoover</i>	
SHOW WHERE DELIVERED (only if requested)		

No. 741210

RECEIPT FOR CERTIFIED MAIL—20¢

SENT TO

POSTMARK
OR DATE

NICEA HOWARD
187 WESTMINSTER ST
PROVIDENCE, R. I.

08-320-600

July 1965

NOT FOR INTERNATIONAL MAIL



1. Stick postage stamps to your article to pay:

BASIC CHARGES

Certified fee—20¢

Postage (first-class or airmail)

OPTIONAL SERVICES

Return receipt (10¢ or 35¢)

Delivery to addressee only—50¢

Special delivery

2. If you want this receipt postmarked, stick the gummed stub on the left portion of the address side of the article, *leaving the receipt attached*, and present the article at a post office service window or hand it to your rural carrier. *(no extra charge)*
3. If you do not want this receipt postmarked, stick the gummed stub on the left portion of the address side of the article, detach and retain the receipt, and mail the article.
4. If you want a return receipt, write the certified-mail number and your name and address on a return receipt card, Form 3811, and attach it to the back of the article by means of the gummed ends. Endorse front of article RETURN RECEIPT REQUESTED. *(Fees—10¢ or 35¢)*
5. If you want the article delivered only to the addressee, endorse it on the front DELIVER TO ADDRESSEE ONLY. *(Fee—50¢)*. Place the same endorsement in line 2 of the return receipt card.
6. Save this receipt and present it if you make inquiry.

POST OFFICE DEPARTMENT
OFFICIAL BUSINESS

PENALTY FOR PRIVATE USE TO AVOID
PAYMENT OF POSTAGE, \$500

POSTMARK OF
DELIVERING OFFICE

INSTRUCTIONS: Show name and address below and complete instructions on other side, where applicable. Moistened gummed ends, attach and hold firmly to back of article. Print on front of article RETURN RECEIPT REQUESTED.

← RETURN
TO

VINCENT VESPIA, CITY CLERK
CITY HALL
PROVIDENCE, R.I., 02903

INSTRUCTIONS TO DELIVERING EMPLOYEE

☐ Show to whom and when delivered ☐ Show to whom, when, and address where delivered ☐ Deliver ONLY to addressee
(Additional charges required for these services)

RECEIPT

Received the numbered article described below.

REGISTERED NO.	SIGNATURE OR NAME OF ADDRESSEE (Must always be filled in)	
CERTIFIED NO. 741210	1	Mica Howard
INSURED NO.	2	SIGNATURE OF ADDRESSEE'S AGENT, IF ANY M.A. Taylor
DATE DELIVERED 4/4/66	SHOW WHERE DELIVERED (only if requested)	

ACCOUNT NUMBER	PLAT	LOT	LAND VALUATION	BUILDING VALUATION	TOTAL VALUATION	BLDG. AS P/P	AREA CODE	GRAND TOTAL	SPECIAL TAX	INSTALLMENT PER YR FOR 25YRS
08-320-600	25	347	358,520	137,730	496,250		0	957,820	12,930.57	517.22
HOWARD REALTY COMPANY										
10 DORANCE ST										
08-320-800	20	17	349,660	71,940	421,600		0			
08-320-800	20	18	641,800	1,574,120	2,215,920		0	2,637,520	35,606.52	1,424.26

No. 741211

RECEIPT FOR CERTIFIED MAIL—20¢

SENT TO

POSTMARK
OR DATE

HOWARD REALTY COMPANY
10 DORANCE ST
PROVIDENCE, R. I.



08-320-800

July 1965


NOT FOR INTERNATIONAL MAIL

1. Stick postage stamps to your article to pay:
BASIC CHARGES
Certified fee—20¢
Postage (first-class or airmail)
OPTIONAL SERVICES
Return receipt (10¢ or 35¢)
Deliver to addressee only—50¢
Special delivery
2. If you want this receipt postmarked, stick the gummed stub on the left portion of the address side of the article, *leaving the receipt attached*, and present the article at a post office service window or hand it to your rural carrier. (*no extra charge*)
3. If you do not want this receipt postmarked, stick the gummed stub on the left portion of the address side of the article, detach and retain the receipt, and mail the article.
4. If you want a return receipt, write the certified-mail number and your name and address on a return receipt card, Form 3811, and attach it to the back of the article by means of the gummed ends. Endorse front of article RETURN RECEIPT REQUESTED. (*Fees—10¢ or 35¢.*)
5. If you want the article delivered only to the addressee, endorse it on the front DELIVER TO ADDRESSEE ONLY. (*Fee—50¢*). Place the same endorsement in line 2 of the return receipt card.
6. Save this receipt and present it if you make inquiry.

POST OFFICE DEPARTMENT
OFFICIAL BUSINESS

POST OFFICE DEPARTMENT
OFFICIAL BUSINESS

PENALTY FOR PRIVATE USE TO AVOID
PAYMENT OF POSTAGE, \$80



INSTRUCTIONS: Show name and address below and complete instructions on other side, where applicable. Moisten gummed ends, attach and hold firmly to back of article. Print on front of article **RETURN RECEIPT REQUESTED**.

VINCENT VESPIA, CITY CLERK
CITY HALL
PROVIDENCE, R.I., 02903

55-18-71548-8

POB Form 3811 Oct. 1965

INSTRUCTIONS TO DELIVERING EMPLOYEE

☐ Show to whom and when delivered ☐ Show to whom, when, and address where delivered ☐ Deliver ONLY to addressee
(Additional charges required for these services)

RECEIPT

Received the numbered article described below.

REGISTERED NO. SIGNATURE OR NAME OF ADDRESSEE (Must always be filled in)

CERTIFIED NO.

741211

INSURED NO.

SIGNATURE OF ADDRESSEE'S AGENT, IF ANY

M. M. Mochan

DATE DELIVERED

4/6/66

SHOW WHERE DELIVERED (only if requested)

ACCOUNT NUMBER	PLAY LOT	LAND VALUATION	BUILDING VALUATION	TOTAL VALUATION	BLDGS. AS P/P	AREA CODE	GRAND TOTAL	SPECIAL TAX	INSTALLMENT PER YR FOR 25YRS
ANTONINO IMBRUGLIA AND WF ANTONINA 673 ATWELLS AVE									
09-027-770	65 567	1,010	4,900	5,910		1	5,910	79.79	3.19
ANGELO IMONDI AND WF VINCENZINA 446 VALLEY ST									
09-028-500	66 108	880	810	1,690		1			
09-028-500	66 117	1,010	6,240	7,250		1	8,940	120.69	4.82
INCORPORATED ESTATES 57 EDDY ST									
09-035-800	25 351	99,960	40,360	140,320		0	140,320	1,894.32	75.77
ENRICO INTEGLIA & WF GIOVANNINA 530 VALLEY ST									
09-073-200	66 213	880	1,380	2,260		1			
09-073-200	66 214	1,120	5,100	6,220		1	8,480	114.48	4.57
INTERNATIONAL CHROMIUM PLATING COMPANY 2 ADDISON PLACE									
09-074-230	33 608	1,040	13,510	14,550		0	14,550	196.43	7.85
INTERNATIONAL ENGINEERING SUPPLY COMPANY 215 NIANTIC AVE CRANSTON R-I									
09-074-400	16 26	3,560	660	4,220		1			

No. 741212

RECEIPT FOR CERTIFIED MAIL—20¢

SENT TO

POSTMARK
OR DATE

ANTONINO IMBRUGLIA AND WF
ANTONINA
673 ATWELLS AVE
PROVIDENCE, R. I.



09-027-770

JULY 1965

NOT FOR INTERNATIONAL MAIL

1. Stick postage stamps to your article to pay:
 BASIC CHARGES
 Certified fee—20¢
 Postage (first-class or airmail)
 OPTIONAL SERVICES
 Return receipt (10¢ or 35¢)
 Deliver to addressee only—50¢
 Special delivery
2. If you want this receipt postmarked, stick the gummed stub on the left portion of the address side of the article, *leaving the receipt attached*, and present the article at a post office service window or hand it to your rural carrier. (*no extra charge*)
3. If you do not want this receipt postmarked, stick the gummed stub on the left portion of the address side of the article, detach and retain the receipt, and mail the article.
4. If you want a return receipt, write the certified-mail number and your name and address on a return receipt card, Form 3811, and attach it to the back of the article by means of the gummed ends. Endorse front of article RETURN RECEIPT REQUESTED. (*Fees—10¢ or 35¢.*)
5. If you want the article delivered only to the addressee, endorse it on the front DELIVER TO ADDRESSEE ONLY. (*Fee—50¢.*) Place the same endorsement in line 2 of the return receipt card.
6. Save this receipt and present it if you make inquiry.

VINCENT VESPIA, CITY CLERK
CITY HALL,
PROVIDENCE, R.I., 02903

INSTRUCTIONS TO DELIVERING EMPLOYEE

☐ Show to whom and when delivered ☐ Show to whom, when, and address where delivered ☐ Deliver ONLY to addressee
(Additional charges required for these services)

RECEIPT

Received the numbered article described below.

REGISTERED NO. SIGNATURE OR NAME OF ADDRESSEE (Must always be filled in)

CERTIFIED NO.

741212

INSURED NO.

SIGNATURE OF ADDRESSEE'S AGENT, IF ANY

DATE DELIVERED

SHOW WHERE DELIVERED (only if requested)

APR 9 - 1966

No. 741213

RECEIPT FOR CERTIFIED MAIL—20¢

SENT TO

POSTMARK
OR DATE

ANGELO IMONDI AND
WF VINCENZINA
446 VALLEY ST
PROVIDENCE, R. I.

09-028-500



July 1965

NOT FOR INTERNATIONAL MAIL

1. Stick postage stamps to your article to pay:
BASIC CHARGES
Certified fee—20¢
Postage (first-class or airmail)
2. If you want this receipt postmarked, stick the gummed stub on the left portion of the address side of the article, *leaving the receipt attached*, and present the article at a post office service window or hand it to your rural carrier. (*no extra charge*)
3. If you do not want this receipt postmarked, stick the gummed stub on the left portion of the address side of the article, detach and retain the receipt, and mail the article.
4. If you want a return receipt, write the certified-mail number and your name and address on a return receipt card, Form 3811, and attach it to the back of the article by means of the gummed ends. Endorse front of article RETURN RECEIPT REQUESTED. (*Fees—10¢ or 35¢.*)
5. If you want the article delivered only to the addressee, endorse it on the front DELIVER TO ADDRESSEE ONLY. (*fee—50¢*). Place the same endorsement in line 2 of the return receipt card.
6. Save this receipt and present it if you make inquiry.
- OPTIONAL SERVICES
Return receipt (10¢ or 35¢)
Deliver to addressee only—50¢
Special delivery

**POST OFFICE DEPARTMENT
OFFICIAL BUSINESS**

POSTMARK OF
DELIVERING OFFICE

INSTRUCTIONS: Show name and address below and complete instructions on other side, where applicable. Moisten gummed ends, attach and hold firmly to back of article. Print on front of article **RETURN RECEIPT REQUESTED.**

RETURN TO

VINCENT VESPIA, CITY CLERK
CITY HALL
PROVIDENCE, R.I., 02903

INSTRUCTIONS TO DELIVERING EMPLOYEE
☐ Show to whom and when delivered ☐ Show to whom, when, and address where delivered ☐ Deliver ONLY to addressee
(Additional charges required for these services)

RECEIPT

Received the numbered article described below.
REGISTERED NO. _____
SIGNATURE OR NAME OF ADDRESSEE (Must always be filled in)
CERTIFIED NO. 241213
INSURED NO. _____
SIGNATURE OF ADDRESSEE'S AGENT, IF ANY
[Signature]

DATE DELIVERED
APR 7 1955
SHOW WHERE DELIVERED (only if requested)

No. 741214

RECEIPT FOR CERTIFIED MAIL—20¢

SENT TO

POSTMARK
OR DATE

INCORPORATED ESTATES
57 EDDY ST
PROVIDENCE, R. I.

09-035-800



July 1965

NOT FOR INTERNATIONAL MAIL

1. Stick postage stamps to your article to pay:

BASIC CHARGES

Certified fee—20¢

Postage (first-class or airmail)

OPTIONAL SERVICES

Return receipt (10¢ or 35¢)

Deliver to addressee only—50¢


Special delivery

2. If you want this receipt postmarked, stick the gummed stub on the left portion of the address side of the article, *leaving the receipt attached*, and present the article at a post office service window or hand it to your rural carrier. (*no extra charge*)
3. If you do not want this receipt postmarked, stick the gummed stub on the left portion of the address side of the article, detach and retain the receipt, and mail the article.
4. If you want a return receipt, write the certified-mail number and your name and address on a return receipt card, Form 3811, and attach it to the back of the article by means of the gummed ends. Endorse front of article **RETURN RECEIPT REQUESTED**. (*Fees—10¢ or 35¢.*)
5. If you want the article delivered only to the addressee, endorse it on the front **DELIVER TO ADDRESSEE ONLY**. (*Fee—50¢*). Place the same endorsement in line 2 of the return receipt card.
6. Save this receipt and present it if you make inquiry.

POST OFFICE DEPARTMENT
OFFICIAL BUSINESS

INSTRUCTIONS: Show name and address below and complete instructions on other side, where applicable. Moisten gummed ends, attach and hold firmly to back of article. Place on front of article. RETURN RECEIPT REQUESTED.

POSTMARK OF
DELIVERING OFFICE



RETURN
TO

VINCENT VESPIA, CITY CLERK
CITY HALL
PROVIDENCE, R.I., 02903

65-16-71548-8


3811 Oct. 1965
POD Form

INSTRUCTIONS TO DELIVERING EMPLOYEE

☐ Show to whom and when delivered ☐ Show to whom, when, and address where delivered ☐ Deliver ONLY to addressee
(Additional charges required for these services)

RECEIPT

Received the numbered article described below.

REGISTERED NO.  SIGNATURE OR NAME OF ADDRESSEE (Must always be filled in)

CERTIFIED NO.

241214

INSURED NO.

SIGNATURE OF ADDRESSEE'S AGENT, IF ANY

M. H. H. H. H.

DATE DELIVERED

SHOW WHERE DELIVERED (only if requested)

4/6/66

No. 741215

RECEIPT FOR CERTIFIED MAIL—20¢

SENT TO

POSTMARK
OR DATE

ENRICO INTEGLIA & WF
GIOVANNINA
530 VALLEY ST
PROVIDENCE, R. I.

09-073-200



JULY 1965

NOT FOR INTERNATIONAL MAIL

1. Stick postage stamps to your article to pay:

BASIC CHARGES

Certified fee—20¢

Postage (first-class or airmail)

OPTIONAL SERVICES

Return receipt (10¢ or 35¢)

Deliver to addressee only—50¢

Special delivery

2. If you want this receipt postmarked, stick the gummed stub on the left portion of the address side of the article, *leaving the receipt attached*, and present the article at a post office service window or hand it to your rural carrier. (*no extra charge*)
3. If you do not want this receipt postmarked, stick the gummed stub on the left portion of the address side of the article, detach and retain the receipt, and mail the article.
4. If you want a return receipt, write the certified-mail number and your name and address on a return receipt card, Form 3811, and attach it to the back of the article by means of the gummed ends. Endorse front of article **RETURN RECEIPT REQUESTED**. (*Fees—10¢ or 35¢.*)
5. If you want the article delivered only to the addressee, endorse it on the front **DELIVER TO ADDRESSEE ONLY**. (*Fee—50¢.*) Place the same endorsement in line 2 of the return receipt card.
6. Save this receipt and present it if you make inquiry.

POST OFFICE DEPARTMENT
OFFICIAL BUSINESS

PENALTY FOR PRIVATE USE TO AVOID
PAYMENT OF POSTAGE \$300

INSTRUCTIONS: Show name and address below and complete instructions on other side, where applicable. Moistened gummed ends, attach and hold firmly to back of article. Print on front of article RETURN RECEIPT REQUESTED.	
POSTMARK OF DELIVERING OFFICE APR 7 1966 R.I.	
RETURN TO	

VINCENT VESPIA, CITY CLERK
CITY HALL
PROVIDENCE, R.I., 02903

655-16-71548-8

POD Form 3811 Oct 1965

INSTRUCTIONS TO DELIVERING EMPLOYEE
☐ Show to whom and when delivered ☐ Show to whom, when, and address where delivered ☐ Deliver ONLY to addressee
(Additional charges required for these services)

RECEIPT

Received the numbered article described below.

REGISTERED NO. SIGNATURE OR NAME OF ADDRESSEE (Must always be filled in)

1 *Henry Johnson*

CERTIFIED NO.

741215

INSURED NO.

2 SIGNATURE OF ADDRESSEE'S AGENT, IF ANY

DATE DELIVERED

SHOW WHERE DELIVERED (only if requested)

4-7-66


No. 741216

RECEIPT FOR CERTIFIED MAIL—20¢

SENT TO

POSTMARK
OR DATE

INTERNATIONAL CHROMIUM
PLATING COMPANY
2 ADDISON PLACE
PROVIDENCE, R. I.



09-074-230


July 1965

NOT FOR INTERNATIONAL MAIL

1. Stick postage stamps to your article to pay:
 BASIC CHARGES
 Certified fee—20¢
 Postage (first-class or airmail)
- OPTIONAL SERVICES
 Return receipt (10¢ or 35¢)
 Deliver to addressee only—50¢
 Special delivery
2. If you want this receipt postmarked, stick the gummed stub on the left portion of the address side of the article, *leaving the receipt attached*, and present the article at a post office service window or hand it to your rural carrier. (*no extra charge*)
3. If you do not want this receipt postmarked, stick the gummed stub on the left portion of the address side of the article, detach and retain the receipt, and mail the article.
4. If you want a return receipt, write the certified-mail number and your name and address on a return receipt card, Form 3811, and attach it to the back of the article by means of the gummed ends. Endorse front of article RETURN RECEIPT REQUESTED. (*Fees—10¢ or 35¢.*)
5. If you want the article delivered only to the addressee, endorse it on the front DELIVER TO ADDRESSEE ONLY. (*Fee—50¢.*) Place the same endorsement in line 2 of the return receipt card.
6. Save this receipt and present it if you make inquiry.

POST OFFICE DEPARTMENT
OFFICIAL BUSINESS

PENALTY FOR PRIVATE USE TO AVOID
PAYMENT OF POSTAGE \$300



POSTMARK OF
DELIVERING OFFICE

INSTRUCTIONS: Show name and address below and
complete instructions on other side, where applicable.
Moisten gummed ends, attach and hold firmly to back
of article. Postage paid on front of article. RETURN
RECIPT REQUESTED.

RETURN
TO

VINCENT VESPIA, CITY CLERK
CITY HALL
PROVIDENCE, R.I., 02903

INSTRUCTIONS TO DELIVERING EMPLOYEE

☐ Show to whom and when delivered
☐ Show to whom, when, and address where delivered to addressee
 (Additional charges required for these services)

RECEIPT

Received the numbered article described below.

SIGNATURE OR NAME OF ADDRESSEE (Must always be filed in)

1 2

CERTIFIED NO. 741 316
 INSURED NO.

SIGNATURE OF ADDRESSER'S AGENT OF AMERICA

SHOW WHERE DELIVERED (only if requested)

DATE DELIVERED

4/6/66

No. 741217

RECEIPT FOR CERTIFIED MAIL—20¢

SENT TO

POSTMARK
OR DATE

INTERNATIONAL ENGINEERING
SUPPLY COMPANY
215 NIAHTIC AVE
CRANSTON R I

09-074-400

July 1965

NOT FOR INTERNATIONAL MAIL



1. Stick postage stamps to your article to pay:
 BASIC CHARGES
 Certified fee—20¢
 Postage (first-class or airmail)
2. If you want this receipt postmarked, stick the gummed stub on the left portion of the address side of the article, *leaving the receipt attached*, and present the article at a post office service window or hand it to your rural carrier. (no extra charge)
3. If you do not want this receipt postmarked, stick the gummed stub on the left portion of the address side of the article, detach and retain the receipt, and mail the article.
4. If you want a return receipt, write the certified-mail number and your name and address on a return receipt card, Form 3811, and attach it to the back of the article by means of the gummed ends. Endorse front of article RETURN RECEIPT REQUESTED. (Fees—10¢ or 35¢.)
5. If you want the article delivered only to the addressee, endorse it on the front DELIVER TO ADDRESSEE ONLY. (Fee—50¢). Place the same endorsement in line 2 of the return receipt card.
6. Save this receipt and present it if you make inquiry.

OPTIONAL SERVICES

Return receipt (10¢ or 35¢)
 Deliver to addressee only—50¢

Special delivery

POST OFFICE DEPARTMENT
OFFICIAL BUSINESS

POSTMARK OF
DELIVERING OFFICE

INSTRUCTIONS: Show name and address below and complete instructions on other side, where applicable. Moisten gummed ends, attach and hold firmly to back of article. Print on front of article **RETURN RECEIPT REQUESTED.**

RETURN TO

VINCENT VESPIA, CITY CLERK
CITY HALL
PROVIDENCE, R.I., 02903

CS55-16--71548-8

POD Form 3811 Oct. 1965

INSTRUCTIONS TO DELIVERING EMPLOYEE	
<input type="checkbox"/> Show to whom and when delivered	<input type="checkbox"/> Show to whom, when, and address where delivered to addressee
(Additional charges required for these services)	

RECEIPT

Received the numbered article described below.

REGISTERED NO.	SIGNATURE OR NAME OF ADDRESSEE (Must always be filled in)	
CERTIFIED NO.	1	2
INSURED NO.	SIGNATURE OF ADDRESSEE'S AGENT, IF ANY	
DATE DELIVERED	SHOW WHERE DELIVERED (only if requested)	

ACCOUNT NUMBER	PLAT	LOT	LAND VALUATION	BUILDING VALUATION	TOTAL VALUATION	BLDGS. AS P/P	AREA CODE	GRAND TOTAL	SPECIAL TAX	INSTALLMENT PER YR FOR 25YRS
09-074-400	16	511	5,110	17,310	22,420		0	26,640	359.64	14.38
INTERNATIONAL SUPPLY COMPANY 215 NIANTIC AVE CRANSTON R I										
09-074-850	16	25	4,260	7,480	11,740		1	11,740	158.49	6.33
THE ITALO AMERICAN SOCIAL CLUB OF SOUTH PROVIDENCE 128 GLOBE ST										
09-089-700	22	168	1,120	1,160	2,280		1	2,280	30.78	1.23
BIAGIO M IZZI AND LORENZO IZZ I 181 VALLEY ST										
09-092-412	33	322	320	1,700	2,020		0	2,020	27.27	1.09
GENNARO IZZI & WF VINCENZA 21 NAPLES AVE										
09-092-900	33	656	270	2,480	2,750		0	2,750	37.13	1.48
LAWRENCE IZZI AND BIAGIO IZZ I 181 VALLEY ST										
09-093-210	33	350	1,140	13,730	14,870		0	14,870	200.75	8.03
INDUSTRIAL NATIONAL BANK OF PROV 111 WESTMINSTER ST										
09-100-000	20	11	100,500	480	100,980		0			

No. 741218

RECEIPT FOR CERTIFIED MAIL—20¢

SENT TO

POSTMARK
OR DATE

INTERNATIONAL SUPPLY COMPANY
215 NIANTIC AVE
CRANSTON R I

09-074-850



1. Stick postage stamps to your article to pay:
 BASIC CHARGES
 Certified fee—20¢
 Postage (first-class or airmail)
2. If you want this receipt postmarked, stick the gummed stub on the left portion of the address side of the article, *leaving the receipt attached*, and present the article at a post office service window or hand it to your rural carrier. (*no extra charge*)
3. If you do not want this receipt postmarked, stick the gummed stub on the left portion of the address side of the article, detach and retain the receipt, and mail the article.
4. If you want a return receipt, write the certified-mail number and your name and address on a return receipt card, Form 3811, and attach it to the back of the article by means of the gummed ends. Endorse front of article RETURN RECEIPT REQUESTED. (*Fees—10¢ or 35¢.*)
5. If you want the article delivered only to the addressee, endorse it on the front DELIVER TO ADDRESSEE ONLY. (*Fee—50¢.*) Place the same endorsement in line 2 of the return receipt card.
6. Save this receipt and present it if you make inquiry.


OPTIONAL SERVICES

Return receipt (10¢ or 35¢)
 Deliver to addressee only—50¢
 Special delivery

POST OFFICE DEPARTMENT
OFFICIAL BUSINESS

PENALTY FOR PRIVATE USE TO AVOID
PAYMENT OF POSTAGE, \$300

POSTMARK OF
DELIVERING OFFICE



INSTRUCTIONS: Show name and address below and
complete instructions of other side, where applicable.
Moisten gummed ends, attach and hold firmly to back
of article. Print on front of article RETURN
RECEIPT REQUESTED.

VINCENT VESPIA, CITY CLERK
CITY HALL
PROVIDENCE, R.I., 02903

1

65-18-71648-8

POD Form 3811 Oct. 1965

INSTRUCTIONS TO DELIVERING EMPLOYEE

☐ Show to whom and when delivered ☐ Show to whom, when, and address where delivered ☐ Deliver ONLY to addressee
(Additional charges required for these services)

RECEIPT

Received the numbered article described below.

REGISTERED NO. SIGNATURE OR NAME OF ADDRESSEE (Must always be filled in)

CERTIFIED NO. 1

INSURED NO. 2

DATE DELIVERED SHOW WHEN DELIVERED (only if requested)

Ed Supply Co

J.E. Brum

No. 741219

RECEIPT FOR CERTIFIED MAIL—20¢

SENT TO

POSTMARK
OR DATE

THE ITALO AMERICAN SOCIAL
CLUB OF SOUTH PROVIDENCE
128 GLOBE ST
PROVIDENCE, R. I.



09-089-700

JULY 1965

NOT FOR INTERNATIONAL MAIL

1. Stick postage stamps to your article to pay:
 BASIC CHARGES.
 Certified fee—20¢.
 Postage (first-class or airmail)
- OPTIONAL SERVICES
 Return receipt (10¢ or 35¢)
 Deliver to addressee only—50¢
 Special delivery
2. If you want this receipt postmarked, stick the gummed stub on the left portion of the address side of the article, *leaving the receipt attached*, and present the article at a post office service window or hand it to your rural carrier. (*no extra charge*)
3. If you do not want this receipt postmarked, stick the gummed stub on the left portion of the address side of the article, detach and retain the receipt, and mail the article.
4. If you want a return receipt, write the certified-mail number and your name and address on a return receipt card, Form 3811, and attach it to the back of the article by means of the gummed ends. Endorse front of article RETURN RECEIPT REQUESTED. (*Fees—10¢ or 35¢.*)
5. If you want the article delivered only to the addressee, endorse it on the front DELIVER TO ADDRESSEE ONLY. (*Fee—50¢.*) Place the same endorsement in line 2 of the return receipt card.
6. Save this receipt and present it if you make inquiry.

POST OFFICE DEPARTMENT
OFFICIAL BUSINESS

POST OFFICE DEPARTMENT
OFFICIAL BUSINESS

POSTMARK OF
DELIVERING OFFICE

1966

INSTRUCTIONS: Show name and address below and
complete instructions on other side, where applicable.
Moisten gummed ends, attach and hold firmly to back
of article. Print on front of article **RETURN**
RECEIPT REQUESTED.

RETURN
TO

VINCENT VESPIA, CITY CLERK
CITY HALL
PROVIDENCE, R.I., 02903

55-10-71543-8

POD Form 3811 Oct. 1965

INSTRUCTIONS TO DELIVERING EMPLOYEE

☐ Show to whom and when delivered
☐ Show to whom, when, and address where delivered ☐ Deliver ONLY to addressee
(Additional charges required for these services)

RECEIPT

Received the numbered article described below.

SIGNATURE OR NAME OF ADDRESSEE (Must always be filled in)

REGISTERED NO.
CERTIFIED NO. 741219
INSURED NO.

1 *Thalor American Club*

2 SIGNATURE OF ADDRESSEE'S AGENT, IF ANY

Frank B. Bakman

SHOW WHERE DELIVERED (only if requested)

DATE DELIVERED

4-6-66

No. 741220

RECEIPT FOR CERTIFIED MAIL—20¢

SENT TO

POSTMARK
OR DATE

BIAGIO M IZZI AND LORENZO
IZZ
181 VALLEY ST
PROVIDENCE, R. I.

09-092-412



July 1963

NOT FOR INTERNATIONAL MAIL

1. Stick postage stamps to your article to pay:

BASIC CHARGES

Certified fee—20¢

Postage (first-class or airmail)

OPTIONAL SERVICES

Return receipt (10¢ or 35¢)

Deliver to addressee only—50¢

Special delivery

2. If you want this receipt postmarked, stick the gummed stub on the left portion of the address side of the article, *leaving the receipt attached*, and present the article at a post office service window or hand it to your rural carrier. (*no extra charge*)
3. If you do not want this receipt postmarked, stick the gummed stub on the left portion of the address side of the article, detach and retain the receipt, and mail the article.
4. If you want a return receipt, write the certified-mail number and your name and address on a return receipt card, Form 3811, and attach it to the back of the article by means of the gummed ends. Endorse front of article **RETURN RECEIPT REQUESTED**. (*Fees—10¢ or 3½¢.*)
5. If you want the article delivered only to the addressee, endorse it on the front **DELIVER TO ADDRESSEE ONLY**. (*Fee—50¢.*) Place the same endorsement in line 2 of the return receipt card.
6. Save this receipt and present it if you make inquiry.

POST OFFICE DEPARTMENT
OFFICIAL BUSINESS

PENALTY FOR PRIVATE USE TO AVOID
PAYMENT OF POSTAGE, \$300

955-16-71548-8

POSTMARK OF
DELIVERING OFFICE



INSTRUCTIONS: Show name and address below and
complete instructions on other side, where applicable.
Moisten gummed ends, attach and hold firmly to back
of article. Put return address on front of article. RETURN
RECEIPT REQUESTED.



VINCENT VESPIA, CITY CLERK
CITY HALL
PROVIDENCE, R.I., 02903

955

INSTRUCTIONS TO DELIVERING EMPLOYEE		
<input type="checkbox"/> Show to whom and when delivered	<input type="checkbox"/> Show to whom, when, and address where delivered	<input type="checkbox"/> Deliver ONLY to addressee
(Additional charges required for these services)		

RECEIPT

Received the numbered article described below.

REGISTERED NO.	SIGNATURE OR NAME OF ADDRESSEE (Must always be filled in)	
CERTIFIED NO. 741260	1 	SIGNATURE OF ADDRESSEE'S AGENT, IF ANY 
INSURED NO.	2	
DATE DELIVERED 4/6/66	SHOW WHERE DELIVERED (only if requested)	

No. 741221

RECEIPT FOR CERTIFIED MAIL—20¢

SENT TO

POSTMARK
OR DATE

GENNARO IZZI & WF VINCENZA
21 NAPLES AVE
PROVIDENCE, R. I.



09-092-900

July 1965

NOT FOR INTERNATIONAL MAIL

1. Stick postage stamps to your article to pay:
 BASIC CHARGES
 Certified fee—20¢
 Postage (first-class or airmail)
2. If you want this receipt postmarked, stick the gummed stub on the left portion of the address side of the article, *leaving the receipt attached*, and present the article at a post office service window or hand it to your rural carrier. (no extra charge)
3. If you do not want this receipt postmarked, stick the gummed stub on the left portion of the address side of the article, detach and retain the receipt, and mail the article.
4. If you want a return receipt, write the certified-mail number and your name and address on a return receipt card, Form 3811, and attach it to the back of the article by means of the gummed ends. Endorse front of article RETURN RECEIPT REQUESTED. (Fees—10¢ or 3½¢.)
5. If you want the article delivered only to the addressee, endorse it on the front DELIVER TO ADDRESSEE ONLY. (Fee—50¢). Place the same endorsement in line 2 of the return receipt card.
6. Save this receipt and present it if you make inquiry.

OPTIONAL SERVICES:

Return receipt (10¢ or 3½¢)

Deliver to addressee only—50¢

Special delivery

POST OFFICE DEPARTMENT
OFFICIAL BUSINESS

PENALTY FOR PRIVATE USE TO AVOID
PAYMENT OF POSTAGE \$300

POSTMARK OF
DELIVERING OFFICE



INSTRUCTIONS: Show name and address below and
complete instructions on other side, where applicable.
Moisten gummed ends, attach and hold firmly to back
of article. Print on front of article RETURN
RECEIPT REQUESTED.

RETURN
TO

VINCENT VESPIA, CITY CLERK
CITY HALL
PROVIDENCE, R.I., 02903

INSTRUCTIONS TO DELIVERING EMPLOYEE

☐ Show to whom and when delivered ☐ Show to whom, when, and address where delivered ☐ Deliver ONLY to addressee
(Additional charges required for these services)

RECEIPT

Received the numbered article described below.

REGISTERED NO.	SIGNATURE OR NAME OF ADDRESSEE (Must always be filled in)	
CERTIFIED NO. 741271	1	2
INSURED NO.	SIGNATURE OF ADDRESSEE'S AGENT, IF ANY	
DATE DELIVERED 4/7/66	SHOW WHERE DELIVERED (only if requested)	

RECEIPT FOR CERTIFIED MAIL—20¢

SENT TO

POSTMARK
OR DATE

LAWRENCE IZZI AND BIAGIO
IZZ
181 VALLEY ST
PROVIDENCE, R. I.

09-093-210



50417903

NOT FOR INTERNATIONAL MAIL

No. 741222

1. Stick postage stamps to your article to pay:
 BASIC CHARGES
 Certified-fee—20¢
 Postage (first-class or airmail)
 OPTIONAL SERVICES
 Return receipt (10¢ or 35¢)
 Deliver to addressee only—50¢
 Special delivery
2. If you want this receipt postmarked, stick the gummed stub on the left portion of the address side of the article, *leaving the receipt attached*, and present the article at a post office service window or hand it to your rural carrier. (*no extra charge*)
3. If you do not want this receipt postmarked, stick the gummed stub on the left portion of the address side of the article, detach and retain the receipt, and mail the article.
4. If you want a return receipt, write the certified-mail number and your name and address on a return receipt card, Form 3811, and attach it to the back of the article by means of the gummed ends. Endorse front of article RETURN RECEIPT REQUESTED. (*Fees—10¢ or 3½¢*)
5. If you want the article delivered only to the addressee, endorse it on the front DELIVER TO ADDRESSEE ONLY. (*Fee—50¢*). Place the same endorsement in line 2 of the return receipt card.
6. Save this receipt and present it if you make inquiry.

POST OFFICE DEPARTMENT
OFFICIAL BUSINESS

PENALTY FOR PRIVATE USE TO AVOID
PAYMENT OF POSTAGE \$300

POSTMARK OF
DELIVERING OFFICE



INSTRUCTIONS: Show name and address below and
complete instructions on other side, where applicable.
Moisten gummed ends, attach and hold firmly to back
of article. Print on front of article **RETURN**
RECEIPT REQUESTED.

RETURN
TO

VINCENT VESPIA, CITY CLERK
CITY HALL
PROVIDENCE, R.I., 02903

Oct. 1965 3811

FOU Form 3811

INSTRUCTIONS TO DELIVERING EMPLOYEE

☐ Show to whom and when delivered ☐ Show to whom, when, and address where delivered ☐ Deliver ONLY to addressee
(Additional charges required for these services)

RECEIPT

Received the numbered article described below.

REGISTERED NO. SIGNATURE OR NAME OF ADDRESSEE (Must always be filed in)

CERTIFIED NO.

74122

INSURED NO.

1 *Laurence Agg*

2 *Lauren Taylor*

DATE DELIVERED

SHOW WHERE DELIVERED (only if requested)

8/16/16

RECEIPT FOR CERTIFIED MAIL—20¢

SENT TO

POSTMARK
OR DATE

INDUSTRIAL NATIONAL BANK
OF PROV
111 WESTMINSTER ST
PROVIDENCE, R. I.

09-100-000

July 1965

NOT FOR INTERNATIONAL MAIL



No. 741223

1. Stick postage stamps to your article to pay:

BASIC CHARGES

Certified fee—20¢

Postage (first-class or airmail)

OPTIONAL SERVICES

Return receipt (10¢ or 35¢)

Deliver to addressee only—50¢

Special delivery

2. If you want this receipt postmarked, stick the gummed stub on the left portion of the address side of the article, *leaving the receipt attached*, and present the article at a post office service window or hand it to your rural carrier. (*no extra charge*)
3. If you do not want this receipt postmarked, stick the gummed stub on the left portion of the address side of the article, detach and retain the receipt, and mail the article.
4. If you want a return receipt, write the certified-mail number and your name and address on a return receipt card, Form 3811, and attach it to the back of the article by means of the gummed ends. Endorse front of article **RETURN RECEIPT REQUESTED**. (*Fees—10¢ or 35¢.*)
5. If you want the article delivered only to the addressee, endorse it on the front **DELIVER TO ADDRESSEE ONLY**. (*Fee—50¢.*) Place the same endorsement in line 2 of the return receipt card.
6. Save this receipt and present it if you make inquiry.

POST OFFICE DEPARTMENT
OFFICIAL BUSINESS

POST OFFICE DEPARTMENT
OFFICIAL BUSINESS

44-10-71649-8

POD Form 3811 Oct. 1965

INSTRUCTIONS: Show name and address below and complete instructions on other side, where applicable. Moisten gummed ends, attach and hold firmly to back of article. Print on front of article RETURN RECEIPT REQUESTED.	
PENALTY FOR PRIVATE USE TO AVOID PAYMENT OF POSTAGE \$300	
POST OFFICE OF PROVIDENCE DELIVERING OFFICE	
RETURN TO	

VINCENT VESPIA, CITY CLERK
CITY HALL
PROVIDENCE, R.I., 02903

INSTRUCTIONS TO DELIVERING EMPLOYEE

☐ Show to whom and when delivered
☐ Show to whom, when, and address where delivered
☐ Deliver ONLY to addressee
(Additional charges required for these services)

RECEIPT

Received the numbered article described below.

REGISTERED NO. SIGNATURE OR NAME OF ADDRESSEE (Must always be filled in)

CERTIFIED NO.

741223

INSURED NO.

SIGNATURE OF ADDRESSEE'S AGENT, IF ANY

George A. Salter

DATE DELIVERED

SHOW WHERE DELIVERED (only if requested)

APR 10 1966

ACCOUNT NUMBER	PLAT	LOT	LAND VALUATION	BUILDING VALUATION	TOTAL VALUATION	BLDGS. AS P/P	AREA CODE	GRAND TOTAL	SPECIAL TAX	INSTALLMENT PER YR FOR 25YRS
09-100-000	20	12	176,580	6,650	183,230		0			
09-100-000	20	14	1,071,060	4,780,220	5,851,280		0			
09-100-000	20	30	60,300	480	60,780		0			
09-100-000	20	123	205,540	423,660	629,200		0	6,825,470	92,143.85	3,685.75
IND NATL BANK ET ALS										
C O KENNETH FLETCHER										
100 WESTMINSTER ST										
INDUSTRIAL NATIONAL BANK OF										
PROVIDENCE ET AL TR U/W										
FRANCIS MITCHELL SMITH										
111 WESTMINSTER ST										
RHODE ISLAND HOSPITAL										
TRUST CO TR ET AL										
GREENE FUND SMITH FUND										
15 WESTMINSTER ST										
CHARLES P WILLIAMSON ET AL										
TR 1109 HOSPITAL TRUST BLDG										
09-100-103	20	116	44,560		44,560		0	44,560	601.56	24.06
INDUSTRIAL NATIONAL BANK OF										
PROV TR U IND OF TR OF										
CATHERINE H WILKINSON										
IND NATL BK OF PROV TR U IND										
OF TR OF MAUDE C KEENEY										
BARNABY CONRAD AND										
FLORENCE B CONRAD										
09-122-700	20	164	242,670	34,530	277,200		0	277,200	3,742.20	149.68
INDUSTRIAL NATIONAL BANK OF										
R I AND ROSE M LUPO CO										
TRUSTEES U W WILLIAM D LUPO										
09-131-415	33	353	1,570	20,180	21,750		1	21,750	293.63	11.74

No. 741224

RECEIPT FOR CERTIFIED MAIL—20¢

SENT TO

POSTMARK
OR DATE

IND NATL BANK ET ALS
C O KENNETH FLETCHER
100 WESTMINSTER ST
PROVIDENCE, R. I.

09-100-103



July 1963

NOT FOR INTERNATIONAL MAIL

1. Stick postage stamps to your article to pay:
 BASIC CHARGES
 Certified fee—20¢
 Postage (first-class or airmail)
2. If you want this receipt postmarked, stick the gummed stub on the left portion of the address side of the article, *leaving the receipt attached*, and present the article at a post office service window or hand it to your rural carrier. (*no extra charge*)
3. If you do not want this receipt postmarked, stick the gummed stub on the left portion of the address side of the article, detach and retain the receipt, and mail the article.
4. If you want a return receipt, write the certified-mail number and your name and address on a return receipt card, Form 3811, and attach it to the back of the article by means of the gummed ends. Endorse front of article RETURN RECEIPT REQUESTED. (*Fees—10¢ or 35¢.*)
5. If you want the article delivered only to the addressee, endorse it on the front DELIVER TO ADDRESSEE ONLY. (*Fee—50¢.*) Place the same endorsement in line 2 of the return receipt card.
6. Save this receipt and present it if you make inquiry.


OPTIONAL SERVICES

- Return receipt (10¢ or 35¢)
- Deliver to addressee only—50¢
- Special delivery

POST OFFICE DEPARTMENT
OFFICIAL BUSINESS

POST OFFICE DEPARTMENT
OFFICIAL BUSINESS

PENALTY FOR PRIVATE USE TO AVOID
PAYMENT OF POSTAGE, \$30



INSTRUCTIONS: Show name and address below and complete instructions on other side, where applicable. Moisten gummed ends, attach and hold firmly to back of article. Print on front of article RETURN RECEIPT REQUESTED.

VINCENT, VESPIA, CITY CLERK
CITY HALL
PROVIDENCE, R.I., 02903

INSTRUCTIONS TO DELIVERING EMPLOYEE

☐ Show to whom and when delivered ☐ Show to whom, when, and address where delivered ☐ Deliver ONLY to addressee
(Additional charges required for these services)

RECEIPT

Received the numbered article described below.

REGISTERED NO. SIGNATURE OR NAME OF ADDRESSEE (Must always be filled in)

CERTIFIED NO. 741224 1 INDUSTRIAL NATIONAL BAP

INSURED NO. 2 SIGNATURE OF ADDRESSEE, AGENT, IE, ANY OTHER

DATE DELIVERED SHOW WHERE DELIVERED (only if requested)

No. 741225

RECEIPT FOR CERTIFIED MAIL—20¢

SENT TO

POSTMARK
OR DATE

INDUSTRIAL NATIONAL BANK OF
PROVIDENCE ET AL TR U/W
FRANCIS MITCHELL SMITH
111 WESTMINSTER ST
PROVIDENCE, R. I.

09-100-103




July 1965

NOT FOR INTERNATIONAL MAIL

1. Stick postage stamps to your article to pay:
BASIC CHARGES
Certified fee—20¢
Postage (first-class or airmail)
OPTIONAL SERVICES
Return receipt (10¢ or 35¢)
Deliver to addressee only—50¢
Special delivery
2. If you want this receipt postmarked, stick the gummed stub on the left portion of the address side of the article, *leaving the receipt attached*, and present the article at a post office service window or hand it to your rural carrier. (*no extra charge*)
3. If you do not want this receipt postmarked, stick the gummed stub on the left portion of the address side of the article, detach and retain the receipt, and mail the article.
4. If you want a return receipt, write the certified-mail number and your name and address on a return receipt card, Form 3811, and attach it to the back of the article by means of the gummed ends. Endorse front of article RETURN RECEIPT REQUESTED. (Fees—10¢ or 35¢.)
5. If you want the article delivered only to the addressee, endorse it on the front DELIVER TO ADDRESSEE ONLY. (Fee—50¢). Place the same endorsement in line 2 of the return receipt card.
6. Save this receipt and present it if you make inquiry.

POST OFFICE DEPARTMENT
OFFICIAL BUSINESS

PENALTY FOR PRIVATE USE TO AVOID
PAYMENT OF POSTAGE, \$300



INSTRUCTIONS: Show name and address below and
complete instructions on other side, where applicable.
Mount on gummed ends, attach and hold firmly to back
of article. Print on front of article RETURN
RECEIPT REQUESTED.

VINCENT VESPIA, CITY CLERK
CITY HALL
PROVIDENCE, R.I., 02903

INSTRUCTIONS TO DELIVERING EMPLOYEE	
<input type="checkbox"/> Show to whom and when delivered	<input type="checkbox"/> Show to whom, when, and address where delivered to addressee
(Additional charges required for these services)	

RECEIPT

Received the numbered article described below.

REGISTERED NO.	SIGNATURE OR NAME OF ADDRESSEE (Must always be filled in)	
	INDUSTRIAL NATIONAL	
CERTIFIED NO.	1	2
741225	SIGNATURE OF ADDRESSEE'S AGENT, IF ANY	
INSURED NO.	SHOW WHERE DELIVERED (only if requested)	
DATE DELIVERED	APR 10 1961	

No. 741226

RECEIPT FOR CERTIFIED MAIL—20¢

SENT TO

POSTMARK
OR DATE

RHODE ISLAND HOSPITAL
TRUST CO TR ET AL
GREENE FUND SMITH FUND
15 WESTMINSTER ST
PROVIDENCE, R. I.

09-100-103



JUL 1965

NOT FOR RETURN

1. Stick postage stamps to your article to pay:
 BASIC CHARGES
 Certified fee—20¢
 Postage (first-class or airmail)
2. If you want this receipt postmarked, stick the gummed stub on the left portion of the address side of the article, *leaving the receipt attached*, and present the article at a post office service window or hand it to your rural carrier. (*no extra charge*)
3. If you do not want this receipt postmarked, stick the gummed stub on the left portion of the address side of the article, detach and retain the receipt, and mail the article.
4. If you want a return receipt, write the certified-mail number and your name and address on a return receipt card, Form 3811, and attach it to the back of the article by means of the gummed ends. Endorse front of article RETURN RECEIPT REQUESTED. (*Fees—10¢ or 35¢.*)
5. If you want the article delivered only to the addressee, endorse it on the front DELIVER TO ADDRESSEE ONLY. (*Fee—50¢*). Place the same endorsement in line 2 of the return receipt card.
6. Save this receipt and present it if you make inquiry.

OPTIONAL SERVICES

Return receipt (10¢ or 35¢)

Deliver to addressee only—50¢

Special delivery


POST OFFICE DEPARTMENT
OFFICIAL BUSINESS

POST OFFICE DEPARTMENT
OFFICIAL BUSINESS

65-10-71848-8

POP Form 3811 Oct. 1965

INSTRUCTIONS: Show name and address below and complete instructions on other side, where applicable. Moisten gummed ends, attach and hold firmly to back of article. Print name and address on front of article. **RETURN RECEIPT REQUESTED.**



VINCENT VESPIA, CITY CLERK
CITY HALL
PROVIDENCE, R.I., 02903

INSTRUCTIONS TO DELIVERING EMPLOYEE

☐ Show to whom and when delivered ☐ Show to whom, when, and address where delivered ☐ Deliver ONLY to addressee

(Additional charges required for these services)

RECEIPT

Received the numbered article described below.

REGISTERED NO. SIGNATURE OR NAME OF ADDRESSEE (Must always be filled in)

CERTIFIED NO.

741226

INSURED NO.

1 *P. I. Hospital Trust Co*

2 SIGNATURE OF ADDRESSEE'S AGENT, IF ANY

Wm G Woodmansee

DATE DELIVERED
APR 10 1936

SHOW WHERE DELIVERED (only if requested)

No. 741227

RECEIPT FOR CERTIFIED MAIL—20¢

SENT TO	POSTMARK OR DATE
CHARLES P WILLIAMSON ET AL TR 1109 HOSPITAL TRUST BLDG PROVIDENCE, R. I.	
09-100-103	
July 1965	APR 5 1966 USPO
NOT FOR INTERNATIONAL MAIL	

1. Stick postage stamps to your article to pay:
BASIC CHARGES
Certified fee—20¢
Postage (first-class or airmail)

OPTIONAL SERVICES
Return receipt (10¢ or 35¢)
Deliver to addressee only—50¢
Special delivery
2. If you want this receipt postmarked, stick the gummed stub on the left portion of the address side of the article, *leaving the receipt attached*, and present the article at a post office service window or hand it to your rural carrier. (*no extra charge*)
3. If you do not want this receipt postmarked, stick the gummed stub on the left portion of the address side of the article, detach and retain the receipt, and mail the article.
4. If you want a return receipt, write the certified-mail number and your name and address on a return receipt card, Form 3811, and attach it to the back of the article by means of the gummed ends. Endorse front of article RETURN RECEIPT REQUESTED. (*Fees—10¢ or 35¢.*)
5. If you want the article delivered only to the addressee, endorse it on the front DELIVER TO ADDRESSEE ONLY. (*Fee—50¢*). Place the same endorsement in line 2 of the return receipt card.
6. Save this receipt and present it if you make inquiry.

**POST OFFICE DEPARTMENT
OFFICIAL BUSINESS**

POSTMARK OF
DELIVERING OFFICE



**RETURN
TO**

INSTRUCTIONS: Show name and address below and complete instructions on other side, where applicable. Moistened gummed ends, attach and hold firmly to back of article. Print on front of article **RETURN RECEIPT REQUESTED.**

VINCENT VESPIA, CITY CLERK
CITY HALL
PROVIDENCE, R.I., 02903

INSTRUCTIONS TO DELIVERING EMPLOYEE

☐ Show to whom and when delivered ☐ Show to whom, when, and address where delivered ☐ Deliver ONLY to addressee
(Additional charges required for these services)

RECEIPT

Received the numbered article described below.

REGISTERED NO.	SIGNATURE OR NAME OF ADDRESSEE <i>(Must always be filled in)</i>	
CERTIFIED NO.	<div style="display: flex; justify-content: space-between;"> 1 2 </div> <i>Charles D. McKeown</i>	
INSURED NO.	SIGNATURE OF ADDRESSEE'S AGENT, IF ANY <i>Wm. G. R. P.</i>	

DATE DELIVERED <i>4-6-66</i>	SHOW WHERE DELIVERED <i>(only if requested)</i>
---------------------------------	---


No. 741228

RECEIPT FOR CERTIFIED MAIL—20¢

SENT TO

POSTMARK
OR DATE

INDUSTRIAL NATIONAL BANK
PROV TR U IND OF TR OF
CATHERINE H WILKINSON
IND NATL BK OF PROV TR U
OF TR OF MAUDE C KEENEY
BARNABY CONRAD AND



July 1965

NOT FOR INTERNATIONAL MAIL

1. Stick postage stamps to your article to pay:
 BASIC CHARGES
 Certified fee—20¢
 Postage (first-class or airmail)
 OPTIONAL SERVICES
 Return receipt (10¢ or 35¢)
 Deliver to addressee only—50¢

2. If you want a return receipt, check the box.
3. If you do not want a return receipt, check the box.
4. If you want a return receipt, check the box.
5. If you want a return receipt, check the box.
6. Save this card.

FLORENCE B CONRAD
 PROVIDENCE, R. I.

09-122-700

POST OFFICE DEPARTMENT
OFFICIAL BUSINESS

POSTAL SERVICE
PENALTY FOR PRIVATE USE TO AVOID
PAYMENT OF POSTAGE \$300



INSTRUCTIONS: Show name and address below and complete instructions on other side, where applicable. Moisten gummed ends, attach and hold firmly to back of article. Print on front of article **RETURN RECEIPT REQUESTED**.

RETURN
TO

VINCENT VESPIA, CITY CLERK
CITY HALL
PROVIDENCE, R.I., 02903

INSTRUCTIONS TO DELIVERING EMPLOYEE

☐ Show to whom and when delivered ☐ Show to whom, when, and address where delivered ☐ Deliver ONLY to addressee
(Additional charges required for these services)

RECEIPT

Received the numbered article described below.

REGISTERED NO. SIGNATURE OR NAME OF ADDRESSEE (Must always be filled in)

CERTIFIED NO.

741228

INSURED NO.

INDUSTRIAL NATIONAL

SIGNATURE OF ADDRESSEE'S AGENT, IF ANY

George A. Selkirk

DATE DELIVERED

SHOW WHERE DELIVERED (only if requested)

APR 6 1968

No. 741229

RECEIPT FOR CERTIFIED MAIL—20¢

SENT TO

POSTMARK
OR DATE

INDUSTRIAL NATIONAL BANK OF
R I AND ROSE M LUPO CO
TRUSTEES U W WILLIAM D LUPO
PROVIDENCE, R. I.

09-131-415



JULY 1966

NOT FOR INTERNATIONAL MAIL

1. Stick postage stamps to your article to pay:
 BASIC CHARGES
 Certified fee—20¢
 Postage (first-class or airmail)
2. If you want this receipt postmarked, stick the gummed stub on the left portion of the address side of the article, *leaving the receipt attached*, and present the article at a post office service window or hand it to your rural carrier. (*no extra charge*)
3. If you do not want this receipt postmarked, stick the gummed stub on the left portion of the address side of the article, detach and retain the receipt, and mail the article.
4. If you want a return receipt, write the certified-mail number and your name and address on a return receipt card, Form 3811, and attach it to the back of the article by means of the gummed ends.* Endorse front of article RETURN RECEIPT REQUESTED. (*Fees—10¢ or 35¢.*)
5. If you want the article delivered only to the addressee, endorse it on the front DELIVER TO ADDRESSEE ONLY. (*Fee—50¢.*) Place the same endorsement in line 2 of the return receipt card.
6. Save this receipt and present it if you make inquiry.

OPTIONAL SERVICES

Return receipt (10¢ or 35¢)


Deliver to addressee only—50¢

Special delivery

POST OFFICE DEPARTMENT
OFFICIAL BUSINESS

POST OFFICE DEPARTMENT
OFFICIAL BUSINESS

55-16-71548-8



INSTRUCTIONS: Show name and address below and complete instructions on other side, where applicable. Moisten gummed ends, attach and hold firmly to back of article. Print on front of article RETURN RECEIPT REQUESTED.

VINCENT VESPIA, CITY CLERK
CITY HALL
PROVIDENCE, R.I., 02903

Pop Form 3811 Oct 1965

INSTRUCTIONS TO DELIVERING EMPLOYEE

☐ Show to whom and when delivered ☐ Show to whom, when, and address where delivered ☐ Deliver ONLY to addressee
(Additional charges required for these services)

RECEIPT

Received the numbered article described below.

REGISTERED NO. SIGNATURE OR NAME OF ADDRESSEE (Must always be filed in)

CERTIFIED NO.

741229

INSURED NO.

SIGNATURE OF ADDRESSEE'S AGENT, IF ANY

DATE DELIVERED

SHOW WHERE DELIVERED (only if requested)

INDUSTRIAL NATIONAL

George A. Selby

7-2-55 1966

ACCOUNT NUMBER	PLAT	LOT	LAND VALUATION	BUILDING VALUATION	TOTAL VALUATION	BLDGS. AS P/P	AREA CODE	GRAND TOTAL	SPECIAL TAX	INSTALLMENT PER YR FOR 25YRS
J AND C REALTY CORPORATION 85 SPRAGUE ST 10-000-422	26	26	10,080	24,920	35,000		1	35,000	472.50	18.90
J AND H ELECTRIC COMPANY 200 RICHMOND ST 10-000-500	20	352	16,290	61,070	77,360		0	77,360	1,044.36	41.77
J. R. REALTY CORP. 208 KINSLEY AVE. 10-000-755	26	205	50,540	160,000	210,540		0	210,540	2,842.29	113.69
J W REALTY INC 295 SO MAIN ST 10-000-825	16	31	6,320	10,400	16,720		1	16,720	225.72	9.02
JAMES REALTY CORPORATION 81 RICHMOND ST 10-027-800	24	515	35,630	23,540	59,170		0	59,170	798.80	31.95
WINCENTY JAROCKI LAURA JAROCKI AND MARY JAROCKI 44 TUXEDO AVE 10-034-298	33	391	610	5,010	5,620		0	5,620	75.87	3.03
JOPELO REALTY CO INC 518 VALLEY ST 10-102-567	66	192	5,140	27,580	32,720		1			
10-102-567	66	200	2,360		2,360		1			
10-102-567	66	202	3,340	18,980	22,320		1			
10-102-567	66	212	850	2,960	3,810		0	61,210	826.34	33.05

No. 741230

RECEIPT FOR CERTIFIED MAIL—20¢

SENT TO

POSTMARK
OR DATE

J. AND C. REALTY CORPORATION
85 SPRAGUE ST.
PROVIDENCE, R. I.

10-000-422



July 1966

NOT FOR INTERNATIONAL MAIL

1. Stick postage stamps to your article to pay:
 BASIC CHARGES
 Certified fee—20¢
 Postage (first-class or airmail)
2. If you want this receipt postmarked, stick the gummed stub on the left portion of the address side of the article, *leaving the receipt attached*, and present the article at a post office service window or hand it to your rural carrier. (*no extra charge*)
3. If you do not want this receipt postmarked, stick the gummed stub on the left portion of the address side of the article, detach and retain the receipt, and mail the article.
4. If you want a return receipt, write the certified-mail number and your name and address on a return receipt card, Form 3811, and attach it to the back of the article by means of the gummed ends. Endorse front of article RETURN RECEIPT REQUESTED. (*Fees—10¢ or 35¢*)
5. If you want the article delivered only to the addressee, endorse it on the front DELIVER TO ADDRESSEE ONLY. (*Fee—50¢*). Place the same endorsement in line 2 of the return receipt card.
6. Save this receipt and present it if you make inquiry.

OPTIONAL SERVICES

Return receipt (10¢ or 35¢)
 Deliver to addressee only—50¢
 Special delivery

INSTRUCTIONS TO DELIVERING EMPLOYEE

☐ Show to whom and when delivered
 ☐ Show to whom, when, and address where delivered
 ☐ Deliver ONLY to addressee

(Additional charges required for these services)

RECEIPT

Received the numbered article described below.

REGISTERED NO.

SIGNATURE OR NAME OF ADDRESSEE (Must always be filed in)

CERTIFIED NO.

1

INSURED NO.

2

SIGNATURE OF ADDRESSEE'S AGENT, IF ANY

DATE DELIVERED

SHOW WHERE DELIVERED (only if requested)

POST OFFICE DEPARTMENT
OFFICIAL BUSINESS

PENALTY FOR PRIVATE USE TO AVOID
PAYMENT OF POSTAGE, \$300

		POSTMARK OF DELIVERING OFFICE
INSTRUCTIONS: Show name and address below and complete instructions on other side, where applicable. Moisten gummed ends, attach and hold firmly to back of article. Print on front of article RETURN RECEIPT REQUESTED.		RETURN TO ←
NAME OF SENDER		
STREET AND NO. OR P.O. BOX		
POST OFFICE, STATE, AND ZIP CODE		

65-16-71548-8

POD Form 3811 Oct. 1965

No. 741231

RECEIPT FOR CERTIFIED MAIL—20¢

SENT TO

POSTMARK
OR DATE

J AND H ELECTRIC COMPANY
200 RICHMOND ST
PROVIDENCE, R. I.



10-000-500

NOT FOR INTERNATIONAL MAIL

JULY 1963

1. Stick postage stamps to your article to pay:
BASIC CHARGES
Certified fee—20¢
Postage (first-class or airmail)

OPTIONAL SERVICES
Return receipt (10¢ or 35¢)
Deliver to addressee only—50¢
Special delivery
2. If you want this receipt postmarked, stick the gummed stub on the left portion of the address side of the article, *leaving the receipt attached*, and present the article at a post office service window or hand it to your rural carrier. (no extra charge)
3. If you do not want this receipt postmarked, stick the gummed stub on the left portion of the address side of the article, detach and retain the receipt, and mail the article.
4. If you want a return receipt, write the certified-mail number and your name and address on a return receipt card, Form 3811, and attach it to the back of the article by means of the gummed ends. Endorse front of article RETURN RECEIPT REQUESTED. (Fees—10¢ or 35¢.)
5. If you want the article delivered only to the addressee, endorse it on the front DELIVER TO ADDRESSEE ONLY. (Fees—50¢). Place the same endorsement in line 2 of the return receipt card.
6. Save this receipt and present it if you make inquiry.

POST OFFICE DEPARTMENT
OFFICIAL BUSINESS

PENALTY FOR PRIVATE USE TO AVOID
PAYMENT OF POSTAGE \$300



INSTRUCTIONS: Show name and address below and complete instructions on other side, where applicable. Moisten gummed ends, attach and hold firmly to back of article. Print on front of article **RETURN RECEIPT REQUESTED**.

RETURN
TO

VINCENT VESPIA, CITY CLERK
CITY HALL
PROVIDENCE, R.I., 02903

65-10-71248-8

955

INSTRUCTIONS TO DELIVERING EMPLOYEE

☐ Show to whom and when delivered ☐ Show to whom, when, and address where delivered ☐ Deliver ONLY to addressee
(Additional charges required for these services)

RECEIPT

Received the numbered article described below.

REGISTERED NO. SIGNATURE OR NAME OF ADDRESSEE (Must always be filed in)

CERTIFIED NO.

741231

INSURED NO.

SIGNATURE OF ADDRESSEE'S AGENT, IF ANY

Jeff Elect

DATE DELIVERED

SHOW WHERE DELIVERED (only if requested)

APR 7 - 1963

H. Newton

No. 741232

RECEIPT FOR CERTIFIED MAIL—20¢

SENT TO

POSTMARK
OR DATE

J. R. REALTY CORP.
208 KINSLEY AVE.
PROVIDENCE, R. I.



10-000-755

NOT FOR INTERNATIONAL MAIL


1. Stick postage stamps to your article to pay:
 BASIC CHARGES
 Certified fee—20¢
 Postage (first-class or airmail)
2. If you want this receipt postmarked, stick the gummed stub on the left portion of the address side of the article, *leaving the receipt attached*, and present the article at a post office service window or hand it to your rural carrier. (*no extra charge*)
3. If you do not want this receipt postmarked, stick the gummed stub on the left portion of the address side of the article, detach and retain the receipt, and mail the article.
4. If you want a return receipt, write the certified-mail number and your name and address on a return receipt card, Form 3811, and attach it to the back of the article by means of the gummed ends. Endorse front of article RETURN RECEIPT REQUESTED. (*Fees—10¢ or 35¢.*)
5. If you want the article delivered only to the addressee, endorse it on the front DELIVER TO ADDRESSEE ONLY. (*Fee—50¢.*) Place the same endorsement in line 2 of the return receipt card.
6. Save this receipt and present it if you make inquiry.

OPTIONAL SERVICES

Return receipt (10¢ or 35¢)
 Deliver to addressee only—50¢
 Special delivery

POST OFFICE DEPARTMENT
OFFICIAL BUSINESS

PENALTY FOR PRIVATE USE TO AVOID
PAYMENT OF POSTAGE, \$300 A.



INSTRUCTIONS: Show name and address below and
complete instructions on other side, where applicable.
Moisten gummed ends, attach and hold firmly to back
of article. Print on front of article **RETURN**
RECEIPT REQUESTED.

RETURN
TO

VINCENT VESPIA, CITY CLERK
CITY HALL
PROVIDENCE, R.I., 02903

65-16-71249-8

1965

INSTRUCTIONS TO DELIVERING EMPLOYEE

☐ Show to whom and when delivered ☐ Show to whom, when, and address where delivered ☐ Deliver ONLY to addressee
(Additional charges required for these services)

RECEIPT

Received the numbered article described below.

REGISTERED NO. SIGNATURE OR NAME OF ADDRESSEE (Must always be filled in)

CERTIFIED NO.

74-1232

INSURED NO.

SIGNATURE OF ADDRESSEE'S AGENT, IF ANY

Marie Paragiotis

DATE DELIVERED

SHOW WHERE DELIVERED (only if requested)

4-6-66


No. 741233

RECEIPT FOR CERTIFIED MAIL—20¢

SENT TO

POSTMARK
OR DATE

J W REALTY INC
295 SO MAIN ST
PROVIDENCE, R. I.



10-000-825

July 1965

NOT FOR INTERNATIONAL MAIL

1. Stick postage stamps to your article to pay:
BASIC CHARGES
Certified fee—20¢
Postage (first-class or airmail)
OPTIONAL SERVICES
Return receipt (10¢ or 35¢)
Deliver to addressee only—50¢
Special delivery
2. If you want this receipt postmarked, stick the gummed stub on the left portion of the address side of the article, *leaving the receipt attached*, and present the article at a post office service window or hand it to your rural carrier. (*no extra charge*)
3. If you do not want this receipt postmarked, stick the gummed stub on the left portion of the address side of the article, detach and retain the receipt, and mail the article.
4. If you want a return receipt, write the certified-mail number and your name and address on a return receipt card, Form 3811, and attach it to the back of the article by means of the gummed ends. Endorse front of article RETURN RECEIPT REQUESTED. (*Fee—10¢ or 35¢.*)
5. If you want the article delivered only to the addressee, endorse it on the front DELIVER TO ADDRESSEE ONLY. (*Fee—50¢.*) Place the same endorsement in line 2 of the return receipt card.
6. Save this receipt and present it if you make inquiry.


POST OFFICE DEPARTMENT
OFFICIAL BUSINESS

POST OFFICE DEPARTMENT
OFFICIAL BUSINESS

965

452-10-71648-8


POSTMARK OF
DELIVERING OFFICE



INSTRUCTIONS: Show name and address below and
complete instructions on other side, where applicable.
Moisten gummed ends, attach and hold firmly to back
of article. Paste on front of article **RETURN**
RECEIPT REQUESTED.

VINCENT VESPIA, CITY CLERK
CITY HALL
PROVIDENCE, R.I., 02903

INSTRUCTIONS TO DELIVERING EMPLOYEE
☐ Show to whom and when delivered
☐ Show to whom, when, and address where delivered
☐ Deliver ONLY to addressee
(Additional charges required for these services)



RECEIPT

Received the numbered article described below. **6**

REGISTERED NO. SIGNATURE OR NAME OF ADDRESSEE (Must always be filled in)

CERTIFIED NO. **74233 R** SIGNATURE OF ADDRESSEE'S AGENT, IF ANY

INSURED NO. **74233 R** SIGNATURE OF ADDRESSEE'S AGENT, IF ANY

DATE DELIVERED **4-6-64** SHOW WHERE DELIVERED (only if requested)

No. 741234

RECEIPT FOR CERTIFIED MAIL—20¢

SENT TO

POSTMARK
OR DATE

JAMES REALTY CORPORATION
81 RICHMOND ST.
PROVIDENCE, R. I.

10-027-800



July 1965

NOT FOR INTERNATIONAL MAIL


1. Stick postage stamps to your article to pay:
 - BASIC CHARGES
 - Certified fee—20¢
 - Postage (first-class or airmail)
2. If you want this receipt postmarked, stick the gummed stub on the left portion of the address side of the article, *leaving the receipt attached*, and present the article at a post office service window or hand it to your rural carrier. (*no extra charge*)
3. If you do not want this receipt postmarked, stick the gummed stub on the left portion of the address side of the article, detach and retain the receipt, and mail the article.
4. If you want a return receipt, write the certified-mail number and your name and address on a return receipt card, Form 3811, and attach it to the back of the article by means of the gummed ends. Endorse front of article RETURN RECEIPT REQUESTED. (*Fees—10¢ or 35¢.*)
5. If you want the article delivered only to the addressee, endorse it on the front DELIVER TO ADDRESSEE ONLY. (*Fee—50¢.*) Place the same endorsement in line 2 of the return receipt card.
6. Save this receipt and present it if you make inquiry.

OPTIONAL SERVICES

- Return receipt (10¢ or 35¢)
- Deliver to addressee only—50¢
- Special delivery

**PENALTY FOR PRIVATE USE TO AVOID
PAYMENT OF POSTAGE \$300**

POSTMARK OF
DELIVERING OFFICE



INSTRUCTIONS: Show name and address below and complete instructions on other side, where applicable. Moisteen gummed ends, attach and hold firmly to back of article. Print on front of article RETURN PRICHT REQUESTED.

**RETURN
TO**

VINCENT VESPIA, CITY CLERK
CITY HALL
PROVIDENCE, R.I., 02903



INSTRUCTIONS TO DELIVERING EMPLOYEE

☐ Show to whom and when delivered ☐ Show to whom, when, and address where delivered ☐ Deliver ONLY to addressee

(Additional charges required for these services)

RECEIPT

Received the numbered article described below.

REGISTERED NO.	SIGNATURE OR NAME OF ADDRESSEE (Must always be filled in)	
CERTIFIED NO. 741234	1 	2
INSURED NO.	SIGNATURE OF ADDRESSEE'S AGENT, IF ANY 	
DATE DELIVERED 4-7-66	SHOW WHERE DELIVERED (only if requested)	

No. 741235

RECEIPT FOR CERTIFIED MAIL—20¢

SENT TO

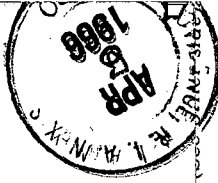
POSTMARK
OR DATE

WINCENTY JAROCKI LAURA
JAROCKI AND MARY JAROCKI
44 TUXEDO AVE
PROVIDENCE, R. I.

10-034-298

July 1965

NOT FOR INTERNATIONAL MAIL



1. Stick postage stamps to your article to pay:
 - BASIC CHARGES
 - Certified fee—20¢
 - Postage (first-class or airmail)
2. If you want this receipt postmarked, stick the gummed stub on the left portion of the address side of the article, *leaving the receipt attached*, and present the article at a post office service window or hand it to your rural carrier. *(no extra charge)*
3. If you do not want this receipt postmarked, stick the gummed stub on the left portion of the address side of the article, detach and retain the receipt, and mail the article.
4. If you want a return receipt, write the certified-mail number and your name and address on a return receipt card, Form 3811, and attach it to the back of the article by means of the gummed ends. Endorse front of article RETURN RECEIPT REQUESTED. *(Fees—10¢ or 35¢.)*
5. If you want the article delivered only to the addressee, endorse it on the front DELIVER TO ADDRESSEE ONLY. *(Fee—50¢.)* Place the same endorsement in line 2 of the return receipt card.
6. Save this receipt and present it if you make inquiry.

OPTIONAL SERVICES

Return receipt (10¢ or 35¢)
 Deliver to addressee only—50¢
 Special delivery

INSTRUCTIONS TO DELIVERING EMPLOYEE

☐ Show to whom and when delivered ☐ Show to whom, when, and address where delivered ☐ Deliver ONLY to addressee
(Additional charges required for these services)

RECEIPT

Received the numbered article described below.

REGISTERED NO. SIGNATURE OR NAME OF ADDRESSEE (Must always be filled in)

CERTIFIED NO.

741225

INSURED NO.

SIGNATURE OF ADDRESSEE'S AGENT, IF ANY

DATE DELIVERED

4/16/60

SHOW WHERE DELIVERED (only if requested)

No. 741236

RECEIPT FOR CERTIFIED MAIL—20¢

SENT TO

POSTMARK
OR DATE

JOPELO REALTY CO INC
518 VALLEY ST
PROVIDENCE, R. I.

10-102-567



July 1965

NOT FOR INTERNATIONAL MAIL

1. Stick postage stamps to your article to pay:
 BASIC CHARGES
 Certified fee—20¢
 Postage (first-class or airmail)
2. If you want this receipt postmarked, stick the gummed stub on the left portion of the address side of the article, *leaving the receipt attached*, and present the article at a post office service window or hand it to your rural carrier. (*no extra charge*)
3. If you do not want this receipt postmarked, stick the gummed stub on the left portion of the address side of the article, detach and retain the receipt, and mail the article.
4. If you want a return receipt, write the certified-mail number and your name and address on a return receipt card, Form 3811, and attach it to the back of the article by means of the gummed ends. Endorse front of article RETURN RECEIPT REQUESTED. (*Fees—10¢ or 35¢*)
5. If you want the article delivered only to the addressee, endorse it on the front DELIVER TO ADDRESSEE ONLY. (*Fee—50¢*). Place the same endorsement in line 2 of the return receipt card.
6. Save this receipt and present it if you make inquiry.

OPTIONAL SERVICES

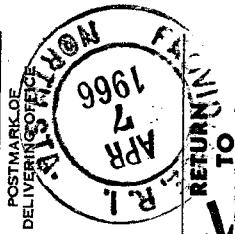
Return receipt (10¢ or 35¢)

Deliver to addressee only—50¢

Special delivery

POST OFFICE DEPARTMENT
OFFICIAL BUSINESS

PENALTY FOR PRIVATE USE TO AVOID
PAYMENT OF POSTAGE, \$300



INSTRUCTIONS: Show name and address below and
complete instructions on other side, where applicable.
Moisten gummed ends, attach and hold firmly to back
of article. Print on front of article RETURN
RECEIPT REQUESTED.

VINCENT VESPIA, CITY CLERK
CITY HALL
PROVIDENCE, R.I., 02903

POD Form 3811 Oct 1965

655-16-71648-8

INSTRUCTIONS TO DELIVERING EMPLOYEE

☐ Show to whom and when delivered ☐ Show to whom, when, and address where delivered ☐ Deliver ONLY to addressee
(Additional charges required for these services)

RECEIPT

Received the numbered article described below.

REGISTERED NO. SIGNATURE OR NAME OF ADDRESSEE (Must always be filled in)

CERTIFIED NO.

741236

INSURED NO.

DATE DELIVERED

4-7-66

1 Signature of Addressee (Must always be filled in)
2 Signature of Addressee's Agent, if any

SHOW WHERE DELIVERED (only if requested)

ACCOUNT NUMBER	PLAY LOT	LAND VALUATION	BUILDING VALUATION	TOTAL VALUATION	BLDGS. AS P/P	AREA CODE	GRAND TOTAL	SPECIAL TAX	INSTALLMENT PER YR FOR 25YRS
✓ KAY REALTY COMPANY 261 CANAL ST 11-042-820	10	20	9,950	16,870	26,820	0	26,820	362.07	14.48
✓ KESTENMAN BROS MANUFACTURING COMPANY 280 KINSLEY AVE 11-126-400	27	37	29,620	84,220	113,840	1	113,840	1,536.84	61.47
✓ FRANK W KILLEEN AND WF STELLA N 25 HOPPER AVE RIVERSIDE R I 11-142-596	16	62	1,940	4,020	5,960	1	5,960	80.46	3.21
✓ KIMBALL REALTY COMPANY C/O JOSEPH GOODMAN 414 IND TR BLDG 11-148-410	20	39	20,730	31,830	52,560	0	52,560	709.56	28.38
✓ KINSLEY GARAGES INCORPORATED 274 KINSLEY AVE 11-161-280	27	191	37,100	41,580	78,680	0	78,680	1,062.18	42.48
✓ CHARLES KOFFLER 196 PEACE ST 11-191-000	24	514	37,480	37,940	75,420	0	75,420	1,018.17	40.72
✓ S S KRESGE COMPANY 2727 SECOND AVE DETROIT MICH 11-218-800	20	21	310,110	100,060	410,170	0	410,170	5,537.30	221.49

No. 741237

RECEIPT FOR CERTIFIED MAIL—20¢

SENT TO

POSTMARK
OR DATE

KAY REALTY COMPANY
261 CANAL ST
PROVIDENCE, R. I.

11-042-820



July 1965

NOT FOR INTERNATIONAL USE

1. Stick postage stamps on article to pay:

BASIC CHARGES

Certified fee—20¢

Postage (first-class or airmail)

OPTIONAL SERVICES

Return receipt (10¢ or 35¢)

Deliver to addressee only—50¢

Special delivery

2. If you want this receipt postmarked, stick the gummed stub on the left portion of the address side of the article, *leaving the receipt attached*, and present the article at a post office service window or hand it to your rural carrier. (*no extra charge*)
3. If you do not want this receipt postmarked, stick the gummed stub on the left portion of the address side of the article, detach and retain the receipt, and mail the article.
4. If you want a return receipt, write the certified-mail number and your name and address on a return receipt card, Form 3811, and attach it to the back of the article by means of the gummed ends. Endorse front of article **RETURN RECEIPT REQUESTED**. (*Fees—10¢ or 35¢.*)
5. If you want the article delivered only to the addressee, endorse it on the front **DELIVER TO ADDRESSEE ONLY**. (*Fee—50¢.*) Place the same endorsement in line 2 of the return receipt card.
6. Save this receipt and present it if you make inquiry.

POST OFFICE DEPARTMENT
OFFICIAL BUSINESS

POST OFFICE DEPARTMENT
OFFICIAL BUSINESS

3811

Oct. 1985

055-10-71346-8

Penalty for Private Use to Avoid
Payment of Postage, \$30

POSTMARK OF
DELIVERING OFFICE

INSTRUCTIONS: Show name and address below, and
complete instructions on other side, where applicable.
Moisten gummed ends, attach and hold firmly to back
of article. Print on front of article **RETURN**
RECEIPT REQUESTED.

**RETURN
TO**

VINCENT VESPIA, CITY CLERK
CITY HALL
PROVIDENCE, R.I., 02903

INSTRUCTIONS TO DELIVERING EMPLOYEE

☐ Show to whom and when delivered ☐ Show to whom, when, and address where delivered ☐ Deliver ONLY to addressee
(Additional charges required for these services)

RECEIPT

Received the numbered article described below.

REGISTERED NO. SIGNATURE OR NAME OF ADDRESSEE (Must always be filled in)

CERTIFIED NO.

741237

INSURED NO.

SIGNATURE OF ADDRESSEE'S AGENT, IF ANY

Barthelme Munder

DATE DELIVERED

4/8/66

SHOW WHERE DELIVERED (only if requested)


No. 741238

RECEIPT FOR CERTIFIED MAIL—20¢

SENT TO

POSTMARK
OR DATE

KESTENMAN BROS MANUFACTURING
COMPANY
280 KINSLEY AVE
PROVIDENCE, R. I.




11-126-400

July 1965 NOT FOR INTERNATIONAL MAIL

1. Stick postage stamps to your article to pay:
BASIC CHARGES
 Certified fee—20¢
 Postage (first-class or airmail)
- OPTIONAL SERVICES**
 Return receipt (10¢ or 35¢)
 Deliver to addressee only—50¢
 Special delivery
2. If you want this receipt postmarked, stick the gummed stub on the left portion of the address side of the article, *leaving the receipt attached*, and present the article at a post office service window or hand it to your rural carrier. (*no extra charge*)
3. If you do not want this receipt postmarked, stick the gummed stub on the left portion of the address side of the article, detach and retain the receipt, and mail the article.
4. If you want a return receipt, write the certified-mail number and your name and address on a return receipt card, Form 3811, and attach it to the back of the article by means of the gummed ends. Endorse front of article **RETURN RECEIPT REQUESTED**. (*Fees—10¢ or 3½¢.*)
5. If you want the article delivered only to the addressee, endorse it on the front **DELIVER TO ADDRESSEE ONLY**. (*Fee—50¢.*) Place the same endorsement in line 2 of the return receipt card.
6. Save this receipt and present it if you make inquiry.

POST OFFICE DEPARTMENT
OFFICIAL BUSINESS

PENALTY FOR PRIVATE USE TO AVOID
PAYMENT OF POSTAGE: \$300



INSTRUCTIONS: Show name and address below and
complete instructions on other side, where applicable.
Moisten gummed ends, attach and hold firmly to back
of article. Print on front of article **RETURN**
RECEIPT REQUESTED.

RETURN
TO

VINCENT VESPIA, CITY CLERK
CITY HALL
PROVIDENCE, R.I., 02903

INSTRUCTIONS TO DELIVERING EMPLOYEE			
<input type="checkbox"/>	Show to whom and when delivered	<input type="checkbox"/>	Show to whom, when, and address where delivered
<input type="checkbox"/>		<input type="checkbox"/>	to addressee
(Additional charges required for these services)			

RECEIPT

Received the numbered article described below.

REGISTERED NO.	SIGNATURE OR NAME OF ADDRESSEE (Must always be filled in)		
	1 KESTENMAN E. O. S. MFG. CO.		
CERTIFIED NO.	SIGNATURE OF ADDRESSEE'S AGENT, IF ANY		
241238	2 <i>Robert M. [Signature]</i>		
INSURED NO.	SHOW WHERE DELIVERED (only if requested)		
	4-6-66		

No. 741239

RECEIPT FOR CERTIFIED MAIL—20¢

SENT TO

POSTMARK
OR DATE

FRANK W KILLEEN AND WF
STELLA N
25 HOPPER AVE
RIVERSIDE R I

11-142-596



July 1965

NOT FOR INTERNATIONAL MAIL

1. Stick postage stamps to your article to pay:
 BASIC CHARGES
 Certified fee—20¢
 Postage (first-class or airmail)
2. If you want this receipt postmarked, stick the gummed stub on the left portion of the address side of the article, *leaving the receipt attached*, and present the article at a post office service window or hand it to your rural carrier. (*no extra charge*)
3. If you do not want this receipt postmarked, stick the gummed stub on the left portion of the address side of the article, detach and retain the receipt, and mail the article.
4. If you want a return receipt, write the certified-mail number and your name and address on a return receipt card, Form 3811, and attach it to the back of the article by means of the gummed ends. Endorse front of article RETURN RECEIPT REQUESTED. (*Fees—10¢ or 35¢.*)
5. If you want the article delivered only to the addressee, endorse it on the front DELIVER TO ADDRESSEE ONLY. (*fee—50¢*). Place the same endorsement in line 2 of the return receipt card.
6. Save this receipt and present it if you make inquiry.

OPTIONAL SERVICES

Return receipt (10¢ or 35¢)

Deliver to addressee only—50¢

Special delivery

POST OFFICE DEPARTMENT
OFFICIAL BUSINESS

POST OFFICE DEPARTMENT
OFFICIAL BUSINESS

Penalty for Private Use to Avoid
Payment of Postage, \$300

POSTMARK OF
DELIVERING OFFICE



INSTRUCTIONS: Show name and address below and
complete instructions on other side, where applicable.
Moisten gummed ends, attach and hold firmly to back
of article. Print on front of article RETURN
RECEIPT REQUESTED.

RETURN
TO

VINCENT VESPIA, CITY CLERK
CITY HALL
PROVIDENCE, R.I., 02903

INSTRUCTIONS TO DELIVERING EMPLOYEE

☐ Show to whom and when delivered ☐ Show to whom, when, and address where delivered ☐ Deliver ONLY to addressee
(Additional charges required for these services)

RECEIPT

Received the numbered article described below.

REGISTERED NO. SIGNATURE OR NAME OF ADDRESSEE (Must always be filled in)

1 *Fred W. Kellens, Seattle*

CERTIFIED NO. *741239*

2 SIGNATURE OF ADDRESSEE'S AGENT, IF ANY

Fred W. Kellens

INSURED NO.

DATE DELIVERED

SHOW WHERE DELIVERED (only if requested)

APR 7 1966

No. 741240


RECEIPT FOR CERTIFIED MAIL—20¢

SENT TO

POSTMARK
OR DATE

KIMBALL REALTY COMPANY
C/O JOSEPH GOODMAN
414 IND TR BLDG
PROVIDENCE, R. I.

11-148-410



July 1965

NOT FOR INTERNATIONAL MAIL

1. Stick postage stamps to your article to pay:

BASIC CHARGES

Certified fee—20¢
Postage (first-class or airmail)

OPTIONAL SERVICES

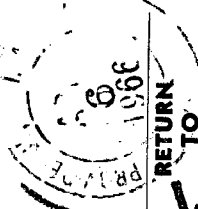
Return receipt (10¢ or 35¢)
Deliver to addressee only—50¢
Special delivery

2. If you want this receipt postmarked, stick the gummed stub on the left portion of the address side of the article, *leaving the receipt attached*, and present the article at a post office service window or hand it to your rural carrier. (*no extra charge*)
3. If you do not want this receipt postmarked, stick the gummed stub on the left portion of the address side of the article, detach and retain the receipt, and mail the article.
4. If you want a return receipt, write the certified-mail number and your name and address on a return receipt card, Form 3811, and attach it to the back of the article by means of the gummed ends. Endorse front of article **RETURN RECEIPT REQUESTED**. (*Fees—10¢ or 35¢.*)
5. If you want the article delivered only to the addressee, endorse it on the front **DELIVER TO ADDRESSEE ONLY**. (*Fee—50¢*). Place the same endorsement in line 2 of the return receipt card.
6. Save this receipt and present it if you make inquiry.

**POST OFFICE DEPARTMENT
OFFICIAL BUSINESS**

**PENALTY FOR PRIVATE USE TO AVOID
PAYMENT OF POSTAGE, \$300**

POSTMARK OF
DELIVERING OFFICE



INSTRUCTIONS: Show name and address below and complete instructions on other side, where applicable. **RETURN** to address given on front of article. **RECEIPT REQUESTED.**

VINCENT VESPIA, CITY CLERK
CITY HALL
PROVIDENCE, R.I., 02903

INSTRUCTIONS TO DELIVERING EMPLOYEE

☐ Show to whom and when delivered ☐ Show to whom, when, and address where delivered ☐ Deliver ONLY to addressee
(Additional charges required for these services)

RECEIPT

Received the numbered article described below.

REGISTERED NO. SIGNATURE OR NAME OF ADDRESSEE (Must always be filled in)

CERTIFIED NO.

741240R

INSURED NO.

SIGNATURE OF ADDRESSEE'S AGENT, IF ANY

DATE DELIVERED

SHOW WHERE DELIVERED (only if requested)

4-6-66

1
2
Bennell Realty Co.

L. Dargatzis


No. 741241

RECEIPT FOR CERTIFIED MAIL—20¢

SENT TO

POSTMARK
OR DATE

KINSLEY GARAGES INCORPORATED
274 KINSLEY AVE
PROVIDENCE, R. I.



11-161-280

July 1965

NOT FOR INTERNATIONAL MAIL

1. Stick postage stamps to your article to pay:
BASIC CHARGES
Certified fee—20¢
Postage (first-class or airmail)

OPTIONAL SERVICES
Return receipt (10¢ or 35¢)
Deliver to addressee only—50¢
Special delivery
2. If you want this receipt postmarked, stick the gummed stub on the left portion of the address side of the article, *leaving the receipt attached*, and present the article at a post office service window or hand it to your rural carrier. (*no extra charge*)
3. If you do not want this receipt postmarked, stick the gummed stub on the left portion of the address side of the article, detach and retain the receipt, and mail the article.
4. If you want a return receipt, write the certified-mail number and your name and address on a return receipt card, Form 3811, and attach it to the back of the article by means of the gummed ends. Endorse front of article RETURN RECEIPT REQUESTED. (*Fees—10¢ or 35¢.*)
5. If you want the article delivered only to the addressee, endorse it on the front DELIVER TO ADDRESSEE ONLY. (*Fee—50¢.*) Place the same endorsement in line 2 of the return receipt card.
6. Save this receipt and present it if you make inquiry.

POST OFFICE DEPARTMENT
OFFICIAL BUSINESS

PENALTY FOR PRIVATE USE TO AVOID
PAYMENT OF POSTAGE, \$30

<p>INSTRUCTIONS: Show name and address below and complete instructions on other side, where applicable. Moistened gummed ends, attach and hold firmly to back of article. Put return address on front of article. RETURN RECEIPT REQUESTED.</p>	<p>POSTMARK OF DELIVERING OFFICE APK 6 1966 PROVIDENCE R.I. EX STA ← RETURN TO</p>
---	--

VINCENT VESPIA, CITY CLERK
CITY HALL
PROVIDENCE, R.I., 02903

INSTRUCTIONS TO DELIVERING EMPLOYEE

☐ Show to whom and when delivered ☐ Show to whom, when, and address where delivered ☐ Deliver ONLY to addressee
(Additional charges required for these services)

RECEIPT

Received the numbered article described below.

REGISTERED NO.	SIGNATURE OR NAME OF ADDRESSEE (Must always be filled in)	
	1	2
CERTIFIED NO. 747238	Kinsley Garayala	
INSURED NO.	SIGNATURE OF ADDRESSEE'S AGENT, IF ANY C. Corbun	
DATE DELIVERED 4-6-66	SHOW WHERE DELIVERED (only if requested)	

No. 741242

RECEIPT FOR CERTIFIED MAIL—20¢

SENT TO

POSTMARK
OR DATE

CHARLES KOFFLER
196 PEACE ST
PROVIDENCE, R. I.

11-191-000



July 1965

NOT FOR INTERNATIONAL MAIL

1. Stick postage stamps to your article to pay:
 BASIC CHARGES
 Certified fee—20¢
 Postage (first-class or airmail)
2. If you want this receipt postmarked, stick the gummed stub on the left portion of the address side of the article, *leaving the receipt attached*, and present the article at a post office service window or hand it to your rural carrier. (*no extra charge*)
3. If you do not want this receipt postmarked, stick the gummed stub on the left portion of the address side of the article, detach and retain the receipt, and mail the article.
4. If you want a return receipt, write the certified-mail number and your name and address on a return receipt card, Form 3811, and attach it to the back of the article by means of the gummed ends. Endorse front of article RETURN RECEIPT REQUESTED. (*Fees—10¢ or 35¢.*)
5. If you want the article delivered only to the addressee, endorse it on the front DELIVER TO ADDRESSEE ONLY. (*Fee—50¢*). Place the same endorsement in line 2 of the return receipt card.
6. Save this receipt and present it if you make inquiry.

OPTIONAL SERVICES.

Return receipt (10¢ or 35¢)

Deliver to addressee only—50¢

Special delivery

POST OFFICE DEPARTMENT
OFFICIAL BUSINESS

PENALTY FOR PRIVATE USE TO AVOID
PAYMENT OF POSTAGE \$900

POSTMARK OF
DELIVERING OFFICE

INSTRUCTIONS: Show name and address below and
complete instructions on other side where applicable.
Moisten gummed ends, attach and hold firmly to back
of article. Print on front of article RETURN
RECEIPT REQUESTED.

RETURN
TO

VINCENT VESPIA, CITY CLERK
CITY HALL
PROVIDENCE, R.I., 02903

INSTRUCTIONS TO DELIVERING EMPLOYEE <input type="checkbox"/> Show to whom and when delivered <input type="checkbox"/> Show to whom, when, and address where delivered <input type="checkbox"/> Deliver ONLY to addressee <i>(Additional charges required for these services)</i>	
---	--

RECEIPT

Received the numbered article described below.

REGISTERED NO.	SIGNATURE OR NAME OF ADDRESSEE <i>(Must always be filled in)</i>	
CERTIFIED NO.	1	SIGNATURE OF ADDRESSEE'S AGENT, IF ANY
INSURED NO.	2	
DATE DELIVERED	SHOW WHERE DELIVERED <i>(only if requested)</i>	

No. 741243

RECEIPT FOR CERTIFIED MAIL—20¢

SENT TO

POSTMARK
OR DATE

S S KRESGE COMPANY
2727 SECOND AVE
DETROIT MICH

11-218-800



July 1965

NOT FOR INTERNATIONAL MAIL

(See other side)

1. Stick postage stamps to your article to pay:
 BASIC CHARGES
 Certified fee—20¢
 Postage (first-class or airmail)
2. If you want this receipt postmarked, stick the gummed stub on the left portion of the address side of the article, *leaving the receipt attached*, and present the article at a post office service window or hand it to your rural carrier. (no extra charge)
3. If you do not want this receipt postmarked, stick the gummed stub on the left portion of the address side of the article, detach and retain the receipt, and mail the article.
4. If you want a return receipt, write the certified-mail number and your name and address on a return receipt card, Form 3811, and attach it to the back of the article by means of the gummed ends. Endorse front of article RETURN RECEIPT REQUESTED. (Fees—10¢ or 35¢.)
5. If you want the article delivered only to the addressee, endorse it on the front DELIVER TO ADDRESSEE ONLY. (Fees—50¢). Place the same endorsement in line 2 of the return receipt card.
6. Save this receipt and present it if you make inquiry.

OPTIONAL SERVICES

Return receipt (10¢ or 35¢)
 Deliver to addressee only—50¢
 Special delivery

POST OFFICE DEPARTMENT
OFFICIAL BUSINESS

PENALTY FOR PRIVATE USE TO AVOID
PAYMENT OF POSTAGE \$300

POSTMARK OF
DELIVERING OFFICE

INSTRUCTIONS: Show name and address below and
complete instructions on other side, where applicable.
Moisten gummed ends, attach and hold firmly to back
of article. Print on front of article **RETURN**
RECEIPT REQUESTED.

RETURN
TO

VINCENT VESPIA, CITY CLERK
CITY HALL
PROVIDENCE, R.I., 02903

INSTRUCTIONS TO DELIVERING EMPLOYEE

☐ Show to whom and when delivered ☐ Show to whom, when, and address where delivered ☐ Deliver ONLY to addressee
(Additional charges required for these services)

RECEIPT

Received the numbered article described below.

REGISTERED NO. SIGNATURE OR NAME OF ADDRESSEE (Must always be filled in)

CERTIFIED NO.

INSURED NO.

DATE DELIVERED

SHOW WHERE DELIVERED (only if requested)

ACCOUNT NUMBER	PLAT	LOT	LAND VALUATION	BUILDING VALUATION	TOTAL VALUATION	BLDGS. AS P/R	AREA CODE	GRAND TOTAL	SPECIAL TAX	INSTALLMENT PER YR FOR 25YRS
LAMBA TEPIC INVESTMENT CORPORATION 303 WESTMINSTER ST										
12-028-810	25	372	39,600	20,390	59,990		0	59,990	809.87	32.39
LASCO REALTY INC 367 EDDY ST										
12-088-948	21	340	12,060	13,860	25,920		0	25,920	349.92	13.99
LAURA ST REALTY CORP C O MURIEL MISTO 29 PARKSIDE DRIVE WARWICK R I										
12-096-922	21	7	390	690	1,080		0	1,080	14.58	.58
LEAVITT COLSON REALTY COMPANY 359 EDDY ST										
12-129-852	21	161	22,400	69,360	91,760		1			
12-129-852	21	163	3,080	340	3,420		1	95,180	1,284.93	51.39
JOE LEAVITT 280 RICHMOND ST										
12-130-199	21	137	9,240	42,990	52,230		1	52,230	705.11	28.20
THEODORE W LEAVITT 43 ELM ST										
12-130-525	21	391		4,030	4,030		1	4,030	54.41	2.17
THEODORE W LEAVITT AND WF MARGARET 39 ELM ST										
12-130-530	21	140	6,640		6,640		0			

No. 741007

RECEIPT FOR CERTIFIED MAIL—20¢

SENT TO

POSTMARK
OR DATE

THEODORE W LEAVITT AND WF
MARGARET
394 ELM ST
PROVIDENCE, R. I.

12-130-530

July 1965

NOT FOR INTERNATIONAL MAIL



1. Stick postage stamps to your article to pay:

BASIC CHARGES

Certified fee—20¢

Postage (first-class or airmail)

OPTIONAL SERVICES

Return receipt (10¢ or 35¢)

Deliver to addressee only—50¢


Special delivery

2. If you want this receipt postmarked, stick the gummed stub on the left portion of the address side of the article, *leaving the receipt attached*, and present the article at a post office service window or hand it to your rural carrier. (*no extra charge*)
3. If you do not want this receipt postmarked, stick the gummed stub on the left portion of the address side of the article, detach and retain the receipt, and mail the article.
4. If you want a return receipt, write the certified-mail number and your name and address on a return receipt card, Form 3811, and attach it to the back of the article by means of the gummed ends. Endorse front of article **RETURN RECEIPT REQUESTED**. (*Fees—10¢ or 35¢.*)
5. If you want the article delivered only to the addressee, endorse it on the front **DELIVER TO ADDRESSEE ONLY**. (*Fee—50¢.*) Place the same endorsement in line 2 of the return receipt card.
6. Save this receipt and present it if you make inquiry.

POST OFFICE DEPARTMENT
OFFICIAL BUSINESS

PENALTY FOR PRIVATE USE TO AVOID
PAYMENT OF POSTAGE \$300

POSTMARK OF
DELIVERING OFFICE



RETURN
TO

INSTRUCTIONS: Show name and address below and
complete instructions on other side, where applicable.
Moisten gummed ends, attach and hold firmly to back
of article. Print on front of article RETURN
RECEIPT REQUESTED.

VINCENT VESPIA, CITY CLERK
CITY HALL
PROVIDENCE, R.I., 02903

INSTRUCTIONS TO DELIVERING EMPLOYEE		
<input type="checkbox"/>	Show to whom and when delivered	<input type="checkbox"/>
<input type="checkbox"/>	Show to whom, when, and address where delivered to addressee	<input type="checkbox"/>
(Additional charges required for these services)		

RECEIPT

Received the numbered article described below.

REGISTERED NO.	SIGNATURE OR NAME OF ADDRESSEE (Must always be filled in)	
CERTIFIED NO. 240072	1	2
INSURED NO.	SIGNATURE OF ADDRESSEE'S AGENT, IF ANY	
DATE DELIVERED	SHOW WHERE DELIVERED (only if requested)	
4-6-66		

No. 741244

RECEIPT FOR CERTIFIED MAIL—20¢

SENT TO

POSTMARK
OR DATE

LAMBA TEPIC INVESTMENT
CORPORATION
303 WESTMINSTER ST
PROVIDENCE, R. I.

12-028-810



JULY 1965

NOT FOR INTERNATIONAL MAIL

1. Stick postage stamps to your article to pay:

BASIC CHARGES

Certified fee—20¢

Postage (first-class or airmail)

OPTIONAL SERVICES

Return receipt (10¢ or 35¢)

Deliver to addressee only—50¢

Special delivery

2. If you want this receipt postmarked, stick the gummed stub on the left portion of the address side of the article, *leaving the receipt attached*, and present the article at a post office service window or hand it to your rural carrier. (*no extra charge*)
3. If you do not want this receipt postmarked, stick the gummed stub on the left portion of the address side of the article, detach and retain the receipt, and mail the article.
4. If you want a return receipt, write the certified-mail number and your name and address on a return receipt card, Form 3811, and attach it to the back of the article by means of the gummed ends. Endorse front of article **RETURN RECEIPT REQUESTED**. (*Fees—10¢ or 35¢*)
5. If you want the article delivered only to the addressee, endorse it on the front **DELIVER TO ADDRESSEE ONLY**. (*Fee—50¢*). Place the same endorsement in line 2 of the return receipt card.
6. Save this receipt and present it if you make inquiry.

POST OFFICE DEPARTMENT
OFFICIAL BUSINESS

PENALTY FOR PRIVATE USE TO AVOID
PAYMENT OF POSTAGE \$300



INSTRUCTIONS: Show name and address below and
complete instructions on other side, where applicable.
Moisten gummed ends, attach and hold firmly to back
of article. Print on front of article. RETURN
RECEIPT REQUESTED.

RETURN
TO

VINCENT VESPIA, CITY CLERK
CITY HALL
PROVIDENCE, R.I., 02903

655-16-71548-8

965

<input type="checkbox"/> Show to whom and when delivered		<input type="checkbox"/> Show to whom, when, and address where delivered		<input type="checkbox"/> Deliver ONLY to addressee	
(Additional charges required for these services)					

RECEIPT

Received the numbered article described below.

REGISTERED NO.	SIGNATURE OR NAME OF ADDRESSEE (Must always be filled in)	
	<div style="display: flex; justify-content: space-between;"> <div style="width: 45%;"> CERTIFIED NO. 741244K </div> <div style="width: 45%;"> SIGNATURE OF ADDRESSEE'S AGENT, IF ANY <i>Sambo Tere Suestua</i> </div> </div>	
INSURED NO.		
DATE DELIVERED	SHOW WHERE DELIVERED (only if requested)	
4-6-66		

No. 741001

RECEIPT FOR CERTIFIED MAIL—20¢	
SENT TO	POSTMARK OR DATE
LASCO REALTY INC 367 EDDY ST PROVIDENCE, R. I.	
12-088-948	
NOT FOR INTERNATIONAL MAIL	
JULY 1965	



1. Stick postage stamps to your article to pay:

BASIC CHARGES

Certified fee—20¢

Postage (first-class or airmail)

OPTIONAL SERVICES

Return receipt (10¢ or 35¢)

Deliver to addressee only—50¢


Special delivery

2. If you want this receipt postmarked, stick the gummed stub on the left portion of the address side of the article, *leaving the receipt attached*, and present the article at a post office service window or hand it to your rural carrier. (*no extra charge*)
3. If you do not want this receipt postmarked, stick the gummed stub on the left portion of the address side of the article, detach and retain the receipt, and mail the article.
4. If you want a return receipt, write the certified-mail number and your name and address on a return receipt card, Form 3811, and attach it to the back of the article by means of the gummed ends. Endorse front of article **RETURN RECEIPT REQUESTED**. (*Fees—10¢ or 35¢*)
5. If you want the article delivered only to the addressee, endorse it on the front **DELIVER TO ADDRESSEE ONLY**. (*Fee—50¢*). Place the same endorsement in line 2 of the return receipt card.
6. Save this receipt and present it if you make inquiry.

POST OFFICE DEPARTMENT
OFFICIAL BUSINESS

PENALTY FOR PRIVATE USE TO AVOID
PAYMENT OF POSTAGE, \$300

POSTMARK OF
DELIVERING OFFICE



INSTRUCTIONS: Show name and address below and
complete instructions on other side, where applicable.
Moisten gummed ends, attach and hold firmly to back
of article. Print on front of article RETURN
RECEIPT REQUESTED.

RETURN
TO

VINCENT VESPIA, CITY CLERK
CITY HALL
PROVIDENCE, R.I., 02903

58-16-71545-8

1965-04-1

NON RETURN

INSTRUCTIONS TO DELIVERING EMPLOYEE

☐ Show to whom and when delivered
☐ Show to whom, when, and address where delivered ☐ Deliver ONLY to addressee
 (Additional charges required for these services)

RECEIPT

Received the numbered article described below.

REGISTERED NO.	SIGNATURE OR NAME OF ADDRESSEE (Must always be filled in)	
CERTIFIED NO. 741001 R	1	2
INSURED NO.	SIGNATURE OF ADDRESSEE'S AGENT, IF ANY	
DATE DELIVERED	SHOW WHERE DELIVERED (only if requested)	
4-6-66		

No. 741003

RECEIPT FOR CERTIFIED MAIL—20¢

SENT TO

POSTMARK
OR DATE

LAURA ST REALTY CORP
C O MURIEL MISTO
29 PARKSIDE DRIVE
WARWICK R I

12-096-922



July 1965

NOT FOR INTERNATIONAL MAIL

1. Stick postage stamps to your article to pay:

BASIC CHARGES

Certified fee—20¢

Postage (first-class or airmail)

OPTIONAL SERVICES

Return receipt (10¢ or 35¢)

Deliver to addressee only—50¢

Special delivery

2. If you want this receipt postmarked, stick the gummed stub on the left portion of the address side of the article, *leaving the receipt attached*, and, present the article at a post office service window or hand it to your rural carrier. (*no extra charge*)
3. If you do not want this receipt postmarked, stick the gummed stub on the left portion of the address side of the article, detach and retain the receipt, and mail the article.
4. If you want a return receipt, write the certified-mail number and your name and address on a return receipt card, Form 3811, and attach it to the back of the article by means of the gummed ends. Endorse front of article **RETURN RECEIPT REQUESTED**. (*Fees—10¢ or 35¢.*)
5. If you want the article delivered only to the addressee, endorse it on the front **DELIVER TO ADDRESSEE ONLY**. (*Fee—50¢.*) Place the same endorsement in line 2 of the return receipt card.
6. Save this receipt and present it if you make inquiry.

POST OFFICE DEPARTMENT
OFFICIAL BUSINESS

PENALTY FOR PRIVATE USE \$300
PENALTY FOR POSTAGE \$50



INSTRUCTIONS: Show name and address below and complete instructions on other side, where applicable. Moisten gummed ends, attach and hold firmly to back of article. Print on front of article RETURN RECEIPT REQUESTED.

RETURN
TO

VINCENT VESPIA, CITY CLERK
CITY HALL
PROVIDENCE, R.I., 02903

55-16-71649-8

55-16-71649-8

INSTRUCTIONS TO DELIVERING EMPLOYEE	
<input type="checkbox"/> Show to whom and when delivered	<input type="checkbox"/> Show to whom, when, and address where delivered to addressee
(Additional charges required for these services)	

RECEIPT

Received the numbered article described below.

REGISTERED NO.	SIGNATURE OR NAME OF ADDRESSEE (Must always be filled in)	
CERTIFIED NO.	1	Murel Mord
INSURED NO.	2	SIGNATURE OF ADDRESSEE'S AGENT, IF ANY
DATE DELIVERED	SHOW WHERE DELIVERED (only if requested)	
4/2/66	Murel Mord	

No. 741004

RECEIPT FOR CERTIFIED MAIL—20¢

SENT TO

POSTMARK
OR DATE

LEAVITT COLSON
REALTY COMPANY
359 EDDY ST
PROVIDENCE, R. I.

12-129-852



JULY 1965

NOT FOR INTERNATIONAL MAIL

1. Stick postage stamps to your article to pay:

BASIC CHARGES

Certified fee—20¢

Postage (first-class or airmail)

OPTIONAL SERVICES

Return receipt (10¢ or 35¢)

Deliver to addressee only—50¢


Special delivery

2. If you want this receipt postmarked, stick the gummed stub on the left portion of the address side of the article, *leaving the receipt attached*, and present the article at a post office service window or hand it to your rural carrier. (*no extra charge*)
3. If you do not want this receipt postmarked, stick the gummed stub on the left portion of the address side of the article, detach and retain the receipt, and mail the article.
4. If you want a return receipt, write the certified-mail number and your name and address on a return receipt card, Form 3811, and attach it to the back of the article by means of the gummed ends. Endorse front of article **RETURN RECEIPT REQUESTED**. (*Fees—10¢ or 35¢.*)
5. If you want the article delivered only to the addressee, endorse it on the front **DELIVER TO ADDRESSEE ONLY**. (*Fee—50¢.*) Place the same endorsement in line 2 of the return receipt card.
6. Save this receipt and present it if you make inquiry.

POST OFFICE DEPARTMENT
OFFICIAL BUSINESS

PENALTY FOR PRIVATE USE TO AVOID
PAYMENT OF POSTAGE \$300

POSTMARK OF
DELIVERING OFFICE



INSTRUCTIONS: Show name and address below and
complete instructions on other side, where applicable.
Moisten gummed ends, attach and hold firmly to back
of article. Print on front of article **RETURN**
RECEIPT REQUESTED.

RETURN
TO

VINCENT VESPIA, CITY CLERK
CITY HALL
PROVIDENCE, R.I., 02903

8-71549-16

3811 Oct. 1965

INSTRUCTIONS TO DELIVERING EMPLOYEE

☐ Show to whom and when delivered ☐ Show to whom, when, and address where delivered ☐ Deliver ONLY to addressee
(Additional charges required for these services)

RECEIPT

Received the numbered article described below.

REGISTERED NO. SIGNATURE OR NAME OF ADDRESSEE (Must always be filled in)

CERTIFIED NO.

7410042

INSURED NO.

SIGNATURE OF ADDRESSEE'S AGENT, IF ANY

DATE DELIVERED

SHOW WHERE DELIVERED (only if requested)

9-6-66

No. 741005

RECEIPT FOR CERTIFIED MAIL—20¢

SENT TO

POSTMARK
OR DATE

JOE LEAVITT
280 RICHMOND ST
PROVIDENCE, R. I.

12-130-199



July 1965

NOT FOR INTERNATIONAL MAIL

1. Stick postage stamps to your article to pay:
 BASIC CHARGES
 Certified fee—20¢
 Postage (first-class or airmail)
2. If you want this receipt postmarked, stick the gummed stub on the left portion of the address side of the article, *leaving the receipt attached*, and present the article at a post office service window or hand it to your rural carrier. (*no extra charge*)
3. If you do not want this receipt postmarked, stick the gummed stub on the left portion of the address side of the article, detach and retain the receipt, and mail the article.
4. If you want a return receipt, write the certified-mail number and your name and address on a return receipt card, Form 3811, and attach it to the back of the article by means of the gummed ends. Endorse front of article RETURN RECEIPT REQUESTED. (*Fees—10¢ or 35¢.*)
5. If you want the article delivered only to the addressee, endorse it on the front DELIVER TO ADDRESSEE ONLY. (*Fee—50¢.*) Place the same endorsement in line 2 of the return receipt card.
6. Save this receipt and present it if you make inquiry.

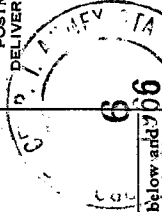
OPTIONAL SERVICES

Return receipt (10¢ or 35¢)
 Deliver to addressee only—50¢
 Special delivery

POST OFFICE DEPARTMENT
OFFICIAL BUSINESS

POST OFFICE DEPARTMENT
OFFICIAL BUSINESS

POSTMARK OF
DELIVERING OFFICE



INSTRUCTIONS: Show name and address below and complete instructions on other side, where applicable. Moisten gummed ends, attach and hold firmly to back of article. Print on front of article RETURN RECEIPT REQUESTED.

RETURN
TO

VINCENT VESPIA, CITY CLERK
CITY HALL
PROVIDENCE, R.I., 02903

INSTRUCTIONS TO DELIVERING EMPLOYEE

☐ Show to whom and when delivered ☐ Show to whom, when, and address where delivered ☐ Deliver ONLY to addressee
(Additional charges required for these services)

RECEIPT

Received the numbered article described below.

REGISTERED NO. SIGNATURE OR NAME OF ADDRESSEE (Must always be filled in)

CERTIFIED NO.

24100572

INSURED NO.

SIGNATURE OF ADDRESSEE'S AGENT, IF ANY

A. J. Hancock

DATE DELIVERED

SHOW WHERE DELIVERED (only if requested)

4-6-66

No. 741006

RECEIPT FOR CERTIFIED MAIL—20¢

SENT TO

POSTMARK
FOR DATE

THEODORE W LEAVITT
43 ELM ST
PROVIDENCE, R. I.



12-130-525

JULY 1965 NOT FOR INTERNATIONAL MAIL

1. Stick postage stamps to your article to pay:
 BASIC CHARGES
 Certified fee—20¢
 Postage (first-class or airmail)
2. If you want this receipt postmarked, stick the gummed stub on the left portion of the address side of the article, *leaving the receipt attached*, and present the article at a post office service window or hand it to your rural carrier. (*no extra charge*).
3. If you do not want this receipt postmarked, stick the gummed stub on the left portion of the address side of the article, detach and retain the receipt, and mail the article.
4. If you want a return receipt, write the certified-mail number and your name and address on a return receipt card, Form 3811, and attach it to the back of the article by means of the gummed ends. Endorse front of article RETURN RECEIPT REQUESTED. (*Fees—10¢ or 35¢.*)
5. If you want the article delivered only to the addressee, endorse it on the front-DEIVER TO ADDRESSEE ONLY. (*Fee—50¢*). Place the same endorsement in line 2 of the return receipt card.
6. Save this receipt and present it if you make inquiry.

OPTIONAL SERVICES


Return receipt (10¢ or 35¢)

Deliver to addressee only—50¢

Special delivery

POST OFFICE DEPARTMENT
OFFICIAL BUSINESS

PENALTY FOR PRIVATE USE TO AVOID
PAYMENT OF POSTAGE \$300



INSTRUCTIONS: Show name and address below and complete instructions on other side, where applicable. Moistened gummed ends, attach and hold firmly to back of article. Print on front of article **RETURN RECEIPT REQUESTED**.

RETURN
TO

VINCENT VESPIA, CITY CLERK
CITY HALL
PROVIDENCE, R.I., 02903

INSTRUCTIONS TO DELIVERING EMPLOYEE

☐ Show to whom and when delivered ☐ Show to whom, when, and address where delivered ☐ Deliver ONLY to addressee
(Additional charges required for these services)

RECEIPT

Received the numbered article described below.

REGISTERED NO. _____ SIGNATURE OR NAME OF ADDRESSEE (Must always be filed in)

CERTIFIED NO. _____

INSURED NO. _____

7 McHenry to Lentz

SIGNATURE OF ADDRESSEE'S AGENT, IF ANY

DATE DELIVERED

SHOW WHERE DELIVERED (only if requested)

4-6-66

ACCOUNT NUMBER	PLAT	LOT	LAND VALUATION	BUILDING VALUATION	TOTAL VALUATION	BLDGS. AS P/P	AREA CODE	GRAND TOTAL	SPECIAL TAX	INSTALLMENT PER YR FOR 25YRS
12-130-530	21	391	1,880		1,880		1	8,520	115.02	4.60
A H LEEMING & SONS OF										
R I INC										
109 WATERMAN ST										
12-147-000	22	269	14,270	11,180	25,450		0	25,450	343.58	13.74
LENOX REALTY CO INC										
C O JOS MARCUS										
184 NO MAIN ST										
12-164-800	4	16					1	3,500		
12-164-800	4	224					0	8,560		
12-164-800	10	30	32,000	400	32,400		0	44,460	600.21	24.00
JOHN B LEWIS CHARLES M LEWIS										
SOPHIE P LEWIS DEXTER L										
LEWIS ARTHUR H W LEWIS AND										
MARY L L MAURAN EST										
C O BRANCH OF MCKESSON AND										
ROBBINS INC										
67 TRAVERSE ST										
12-209-603	20	2	79,320		79,320		0	79,320	1,070.82	42.83
LIGHT INDUSTRIES INC										
765 WESTMINSTER ST										
12-218-750	27	5	41,640	5,630	47,270		0			
12-218-750	27	16	124,620	181,000	305,620		1	352,890	4,764.02	190.56
LINCOLN PARKING COMPANY										
1030 HOSPITAL TRUST BLDG										
C/O E PLIASKAS										
12-227-710	10	645	2,860	1,830	4,690		1	4,690	63.32	2.53

No. 741002

RECEIPT FOR CERTIFIED MAIL—20¢

SENT TO

POSTMARK
OR DATE

A H LEEMING & SONS OF
R I INC
109 WATERMAN ST
PROVIDENCE, R. I.



12-147-000

JULY 1966


NOT FOR INTERNATIONAL MAIL

1. Stick postage stamps to your article to pay:
BASIC CHARGES
Certified fee—20¢
Postage (first-class or airmail)

OPTIONAL SERVICES
Return receipt (10¢ or 35¢)
Deliver to addressee only—50¢
Special delivery
2. If you want this receipt postmarked, stick the gummed stub on the left portion of the address side of the article, *leaving the receipt attached*, and present the article at a post office service window or hand it to your rural carrier. (no extra charge)
3. If you do not want this receipt postmarked, stick the gummed stub on the left portion of the address side of the article, detach and retain the receipt, and mail the article.
4. If you want a return receipt write the certified-mail number and your name and address on a return receipt card, Form 3811, and attach it to the back of the article by means of the gummed ends. Endorse front of article RETURN RECEIPT REQUESTED. (Fees—10¢ or 35¢.)
5. If you want the article delivered only to the addressee, endorse it on the front DELIVER TO ADDRESSEE ONLY. (Fee—50¢). Place the same endorsement in line 2 of the return receipt card.
6. Save this receipt and present it if you make inquiry.

POST OFFICE DEPARTMENT
OFFICIAL BUSINESS

POSTAGE WILL BE PAID BY ADDRESSEE



INSTRUCTIONS: Show name and address below and complete instructions on other side, where applicable. Moisten gummed ends, attach and hold firmly to back of article. Print on front of article RETURN RECEIPT REQUESTED.

RETURN TO

VINCENT VESPIA, CITY CLERK
CITY HALL
PROVIDENCE, R.I., 02903

65-10-71548-8

INSTRUCTIONS TO DELIVERING EMPLOYEE

☐ Show to whom and when delivered ☐ Show to whom, when, and address where delivered ☐ Deliver ONLY to addressee
(Additional charges required for these services)

RECEIPT

Received the numbered article described below.

REGISTERED NO. SIGNATURE OR NAME OF ADDRESSEE (Must always be filled in)

CERTIFIED NO.

INSURED NO.

DATE DELIVERED

SHOW WHERE DELIVERED (only if requested)

APR 6 1963

1
C. M. Leering

2
SIGNATURE OF ADDRESSEE'S AGENT, IF ANY

Paul J. Becker

No. 741245

RECEIPT FOR CERTIFIED MAIL—20¢

SENT TO

POSTMARK
OR DATE

LENEX REALTY CO INC
C O JOS MARCUS
184 NO MAIN ST
PROVIDENCE, R. I.

12-164-800



JULY 1963

NOT FOR INTERNATIONAL USE

1. Stick postage stamps to your article to pay:
 BASIC CHARGES
 Certified fee—20¢
 Postage (first-class or airmail)
2. If you want this receipt postmarked, stick the gummed stub on the left portion of the address side of the article, *leaving the receipt attached*, and present the article at a post office service window or hand it to your rural carrier. (*no extra charge*)
3. If you do not want this receipt postmarked, stick the gummed stub on the left portion of the address side of the article, detach and retain the receipt; and mail the article.
4. If you want a return receipt, write the certified-mail number and your name and address on a return receipt card, Form 3811, and attach it to the back of the article by means of the gummed ends. Endorse front of article RETURN RECEIPT REQUESTED. (*Fee—10¢ or 35¢.*)
5. If you want the article delivered only to the addressee, endorse it on the front DELIVER TO ADDRESSEE ONLY. (*Fee—50¢.*) Place the same endorsement in line 2 of the return receipt card.
6. Save this receipt and present it if you make inquiry.

OPTIONAL SERVICES

Return receipt (10¢ or 35¢)

Deliver to addressee only—50¢

Special delivery

POST OFFICE DEPARTMENT
OFFICIAL BUSINESS

POST OFFICE DEPARTMENT
OFFICIAL BUSINESS

55-16-71048-R

POSTMARK OF
DELIVERING OFFICE

APR 6 1966
NEW YORK

INSTRUCTIONS: Show name and address below and
complete instructions on other side, where applicable.
Moisten gummed ends, attach and hold firmly to back
of article. Print on front of article RETURN
RECEIPT REQUESTED.

RETURN
TO

VINCENT VESPIA, CITY CLERK
CITY HALL
PROVIDENCE, R.I., 02903

POB Form 5811 UCL 1963

INSTRUCTIONS TO DELIVERING EMPLOYEE

☐ Show to whom and when delivered ☐ Show to whom, when, and address where delivered ☐ Deliver ONLY to addressee
(Additional charges required for these services)

RECEIPT

Received the numbered article described below.

REGISTERED NO. 1 SIGNATURE OR NAME OF ADDRESSEE (Must always be filled in)

CERTIFIED NO. 741245 2 SIGNATURE OF ADDRESSEE'S AGENT, IF ANY

INSURED NO. 741245 SHOW WHERE DELIVERED (only if requested)

DATE DELIVERED **APR 6 1956**

No. 741246

RECEIPT FOR CERTIFIED MAIL—20¢

SENT TO

POSTMARK
OR DATE

JOHN B LEWIS CHARLES M LEWIS
SOPHIE P LEWIS DEXTER L
LEWIS ARTHUR H W LEWIS AND
MARY L L MAURAN EST
C O BRANCH OF MCKESSON AND
ROBBINS INC



JULY 1965

NOT FOR INTERSTATE

1. Stick postal
BASIC C
Certified
Postage

2. If you want
address side
service with
the address
4. If you want
a return rec
ends. Endorse front of article.

5. If you want the article delivered only to the addressee, endorse it on the front DELIVER TO
ADDRESSEE ONLY. (Fee—50¢). Place the same endorsement in line 2 of the return receipt
card.

6. Save this receipt and present it if you make inquiry.


12-209-603

67 TRAVERSE ST
PROVIDENCE, R. I.

POST OFFICE DEPARTMENT
OFFICIAL BUSINESS

PENALTY FOR PRIVATE USE TO AVOID
PAYMENT OF POSTAGE, \$300

POSTMARK OF
DELIVERING OFFICE



INSTRUCTIONS: Show name and address below and
complete instructions on other side, where applicable.
Mount gummed ends, attach and hold firmly to back
of article. Print on front of article RETURN
RECEIPT REQUESTED.

VINCENT VESPIA, CITY CLERK
CITY HALL
PROVIDENCE, R.I., 02903

INSTRUCTIONS TO DELIVERING EMPLOYEE

☐ Show to whom and when delivered ☐ Show to whom, when, and address where delivered ☐ Deliver ONLY to addressee
(Additional charges required for these services)

RECEIPT

Received the numbered article described below.

REGISTERED NO. SIGNATURE OR NAME OF ADDRESSEE (Must always be filled in)

CERTIFIED NO.

741246

INSURED NO.

SIGNATURE OF ADDRESSEE'S AGENT, IF ANY

DATE DELIVERED

APR 6 1960

SHOW WHEN DELIVERED (only if requested)

No. 741249

RECEIPT FOR CERTIFIED MAIL—20¢

SENT TO

POSTMARK
OR DATE

LIGHT INDUSTRIES INC
765 WESTMINSTER ST
PROVIDENCE, R. I.

12-218-750



July 1965


NOT FOR INTERNATIONAL MAIL

1. Stick postage stamps to your article to pay:
 BASIC CHARGES
 Certified fee—20¢
 Postage (first-class or airmail)
- OPTIONAL SERVICES
 Return receipt (10¢ or 35¢)
 Deliver to addressee only—50¢
 Special delivery
2. If you want this receipt postmarked, stick the gummed stub on the left portion of the address side of the article, *leaving the receipt attached*, and present the article at a post office service window or hand it to your rural carrier. (*no extra charge*)
3. If you do not want this receipt postmarked, stick the gummed stub on the left portion of the address side of the article, detach and retain the receipt, and mail the article.
4. If you want a return receipt, write the certified-mail number and your name and address on a return receipt card, Form 3811, and attach it to the back of the article by means of the gummed ends. Endorse front of article RETURN RECEIPT REQUESTED. (*Fees—10¢ or 35¢.*)
5. If you want the article delivered only to the addressee, endorse it on the front DELIVER TO ADDRESSEE ONLY. (*Fee—50¢.*) Place the same endorsement in line 2 of the return receipt card.
6. Save this receipt and present it if you make inquiry.

POST OFFICE DEPARTMENT
OFFICIAL BUSINESS

PENALTY FOR PRIVATE USE TO AVOID
PAYMENT OF POSTAGE \$300

	<p>INSTRUCTIONS: Show name and address below and complete instructions on other side, where applicable. Moisten gummed ends, attach and hold firmly to back of article. Print on front of article RETURN RECEIPT REQUESTED.</p>
--	---



VINCENT VESPIA, CITY CLERK
CITY HALL
PROVIDENCE, R.I., 02903

INSTRUCTIONS TO DELIVERING EMPLOYEE

☐ Show to whom and when delivered ☐ Show to whom, when, and address where delivered ☐ Deliver ONLY to addressee
(Additional charges required for these services)

RECEIPT

Received the numbered article described below.

REGISTERED NO. SIGNATURE OR NAME OF ADDRESSEE (Must always be filled in)

CERTIFIED NO.

741247

INSURED NO.

SIGNATURE OF ADDRESSEE'S AGENT, IF ANY

Sam M. Olsen

DATE DELIVERED

4-7-66

SHOW WHERE DELIVERED (only if requested)

No. 741250

RECEIPT FOR CERTIFIED MAIL—20¢

SENT TO

POSTMARK
OR DATE

LINCOLN PARKING COMPANY
1030 HOSPITAL TRUST BLDG
C/O E PLIASKAS
PROVIDENCE, R. I.

12-227-710



July 1965

NOT FOR INTERNATIONAL MAIL

1. Stick postage stamps to your article to pay:
BASIC CHARGES
Certified fee—20¢
Postage (first-class or airmail)
2. If you want this receipt postmarked, stick the gummed stub on the left portion of the address side of the article, *leaving the receipt attached*, and present the article at a post office service window or hand it to your rural carrier. (*no extra charge*)
3. If you do not want this receipt postmarked, stick the gummed stub on the left portion of the address side of the article, detach and retain the receipt, and mail the article.
4. If you want a return receipt, write the certified-mail number and your name and address on a return receipt card, Form 3811, and attach it to the back of the article by means of the gummed ends. Endorse front of article RETURN RECEIPT REQUESTED. (*Fees—10¢ or 35¢.*)
5. If you want the article delivered only to the addressee, endorse it on the front DELIVER TO ADDRESSEE ONLY. (*Fee—50¢.*) Place the same endorsement in line 2 of the return receipt card.
6. Save this receipt and present it if you make inquiry.
- OPTIONAL SERVICES
Return receipt (10¢ or 35¢)
Deliver to addressee only—50¢
Special delivery

POST OFFICE DEPARTMENT
OFFICIAL BUSINESS

PENALTY FOR PRIVATE USE TO AVOID
PAYMENT OF POSTAGE \$200



INSTRUCTIONS: Show name and address below and
complete instructions on other side, where applicable.
Moisten gummed ends, attach and hold firmly to back
of article. Print on front of article **RETURN**
RECEIPT REQUESTED.

RETURN
TO

VINCENT VESPIA, CITY CLERK
CITY HALL
PROVIDENCE, R.I., 02903

INSTRUCTIONS TO DELIVERING EMPLOYEE

☐ Show to whom and when delivered ☐ Show to whom, when, and address where delivered ☐ Deliver ONLY to addressee
(Additional charges required for these services)

RECEIPT

Received the numbered article described below.

REGISTERED NO.	SIGNATURE OR NAME OF ADDRESSEE (Must always be filled in)	
CERTIFIED NO. 79/250	1	2
INSURED NO.	SIGNATURE OF ADDRESSEE'S AGENT, IF ANY	
DATE DELIVERED 4-6-68	SHOW WHERE DELIVERED (only if requested)	

ACCOUNT NUMBER	PLAT	LOT	LAND VALUATION	BUILDING VALUATION	TOTAL VALUATION	BUDGS. AS P/P	AREA CODE	GRAND TOTAL	SPECIAL TAX	INSTALLMENT PER YR FOR 25YRS
ROBERT W LISTER HELEN E MCIVOR ELIZABETH F STONE GERTRUDE S PARSONS HAROLD D STONE CHARLES B MCGOWAN CAROLINE R WHITE FRANCIS M SMITH EST MARY E PARDEE AND GRACE R HEWAT C O OLD COLONY TRUST CO REAL EST IDEPT 1 FEDERAL ST BOSTON 6 MASS										
	12-251-440	25	365	369,270	128,660	497,930	0	497,930	6,722.06	268.88
STUART S LISTER 129 CANAL ST 12-251-452 10 37 5,990 12-251-452 10 39 3,750										
				8,390 8,750	14,380 12,500		0 0	26,880	362.88	14.51
LOCAL UNION NO 66 RUBBER WORKERS CORPORATION 384 VALLEY ST										
	12-264-010	65	834	1,170	3,460	4,630	0	4,630	62.51	2.50
RALPH P LOUDERMILK AND WF ANTONIA 31 TUXEDO AVE										
	12-316-623	33	485	610	6,670	7,280	1	7,280	98.28	3.93
WM H LOW ESTATE COMPANY 204 WESTMINSTER ST 12-328-400 20 27 200,000 12-328-400 20 153 137,660										
				40,350 27,760	240,350 165,420		0 0			

No. 741247

RECEIPT FOR CERTIFIED MAIL—20¢

SENT TO

POSTMARK
OR DATE

ROBERT W LISTER HELEN E
MCIVOR ELIZABETH F STONE
GERTRUDE S PARSONS HAROLD D
STONE CHARLES B MCGOWAN
CAROLINE R WHITE FRANCIS M
SMITH EST MARY E PARDEE AND



July 1965

NOT FOR INTERNATIONAL MAIL

1. Stick postage stamps to your article to pay:

BASIC CHARGES

Certified fee—20¢

Postage

OPTIONAL SERVICES

Return receipt (10¢ or 35¢)

2. If you want address and service with the address
3. If you do not want a return receipt, End
4. If you want a return receipt, End
5. If you want ADDRESS card.

GRACE R HEWAT
C O OLD COLONY TRUST CO
REAL EST DEPT
1 FEDERAL ST
BOSTON 6 MASS

12-251-440

6. Save this receipt and present it if you make inquiry.

POST OFFICE DEPARTMENT
OFFICIAL BUSINESS

PENALTY FOR PRIVATE USE TO AVOID
PAYMENT OF POSTAGE, \$300

POSTMARK OF
DELIVERING OFFICE

INSTRUCTIONS: Show name and address below and
complete instructions on other side where applicable.
Moisten gummed ends, attach and hold firmly to back
of article. Print name on front of article. RETURN
RECEIPT REQUESTED.

RETURN
TO

VINCENT VESPIA, CITY CLERK
CITY HALL
PROVIDENCE, R.I., 02903

55-16-71548-8

POD Form 3811 Oct. 1965

INSTRUCTIONS TO CERTIFIED MAIL

☐ Show to whom and when delivered ☐ Show to whom, when, and address where delivered ☐ Deliver ONLY to addressee
(Additional charges required for these services)

RECEIPT

Received the numbered article described below.

REGISTERED NO.	SIGNATURE OR NAME OF ADDRESSEE (Must always be filled in)	
CERTIFIED NO.	1	SIGNATURE OF ADDRESSEE'S AGENT, IF ANY
INSURED NO.	2	
DATE DELIVERED	SHOW WHERE DELIVERED (only if requested)	

No. 741248

RECEIPT FOR CERTIFIED MAIL—20¢

SENT TO	POSTMARK OR DATE
STUART S LISTER 129 CANAL ST PROVIDENCE, R. I.	PROVIDENCE, R. I. 12 51 APR 1965
12-251-452	
NOT FOR INTERNATIONAL MAIL	

July 1965

1. Stick postage stamps to your article to pay:
 BASIC CHARGES
 Certified fee—20¢
 Postage (first-class or airmail)
2. If you want this receipt postmarked, stick the gummed stub on the left portion of the address side of the article, *leaving the receipt attached*, and present the article at a post office service window or hand it to your rural carrier. (*no extra charge*)
3. If you do not want this receipt postmarked, stick the gummed stub on the left portion of the address side of the article, detach and retain the receipt, and mail the article.
4. If you want a return receipt, write the certified-mail number and your name and address on a return receipt card, Form 3811, and attach it to the back of the article by means of the gummed ends. Endorse front of article RETURN RECEIPT REQUESTED. (*Fees—10¢ or 35¢*)
5. If you want the article delivered only to the addressee, endorse it on the front DELIVER TO ADDRESSEE ONLY. (*Fee—50¢*). Place the same endorsement on line 2 of the return receipt card.
6. Save this receipt and present it if you make inquiry.

OPTIONAL SERVICES

- Return receipt (10¢ or 35¢)
- Deliver to addressee only—50¢
- Special delivery

POST OFFICE DEPARTMENT
OFFICIAL BUSINESS

PENALTY FOR PRIVATE USE TO AVOID
PAYMENT OF POSTAGE, \$300

*POSTMARK OF
DELIVERING OFFICE

INSTRUCTIONS: Show name and address below and
complete instructions on other side where applicable.
Mouster gummed ends, attach and hold firmly to back
of article. Print name on front of article. **RETURN
RECEIPT REQUESTED.**

RETURN
TO

VINCENT VESPIA, CITY CLERK
CITY HALL
PROVIDENCE, R.I., 02903

INSTRUCTIONS TO DELIVERING EMPLOYEE

☐ Show to whom and when delivered ☐ Show to whom, when, and address where delivered ☐ Deliver ONLY to addressee
(Additional charges required for these services)

RECEIPT

Received the numbered article described below.

REGISTERED NO. SIGNATURE OR NAME OF ADDRESSEE (Must always be filled in)

CERTIFIED NO.

1

INSURED NO.

2

SIGNATURE OF ADDRESSEE'S AGENT, IF ANY


DATE DELIVERED

SHOW WHERE DELIVERED (only if requested)

No. 741251

RECEIPT FOR CERTIFIED MAIL—20¢

SENT TO	POSTMARK OR DATE
LOCAL UNION NO 66 RUBBER WORKERS CORPORATION 384 VALLEY ST PROVIDENCE, R. I.	
12-264-010	
NOT FOR INTERNATIONAL MAIL	



1. Stick postage stamps to your article to pay:
 BASIC CHARGES
 Certified fee—20¢
 Postage (first-class or airmail)
- OPTIONAL SERVICES
 Return receipt (10¢ or 35¢)
 Deliver to addressee only—50¢
 Special delivery
2. If you want this receipt postmarked, stick the gummed stub on the left portion of the address side of the article, *leaving the receipt attached*, and present the article at a post office service window or hand it to your rural carrier. (no extra charge)
3. If you do not want this receipt postmarked, stick the gummed stub on the left portion of the address side of the article; detach and retain the receipt, and mail the article.
4. If you want a return receipt, write the certified-mail number and your name and address on a return receipt card, Form 3811, and attach it to the back of the article by means of the gummed ends. Endorse front of article RETURN RECEIPT REQUESTED. (Fees—10¢ or 35¢.)
5. If you want the article delivered only to the addressee, endorse it on the front DELIVER TO ADDRESSEE ONLY. (Fee—50¢). Place the same endorsement in line 2 of the return receipt card.
6. Save this receipt and present it if you make inquiry.

POST OFFICE DEPARTMENT,
OFFICIAL BUSINESS

PENALTY FOR PRIVATE USE TO AVOID
PAYMENT OF POSTAGE \$300

POSTMARK OF
DELIVERING OFFICE



INSTRUCTIONS: Show name and address below and
complete instructions on other side, where applicable.
Moisten gummed ends, attach and hold firmly to back
of article. Print on front of article RETURN
RECEIPT REQUESTED.

RETURN
TO

VINCENT VESPIA, CITY CLERK
CITY HALL
PROVIDENCE, R.I., 02903

INSTRUCTIONS TO DELIVERING EMPLOYEE

☐ Show to whom and ☐ Show to whom, when, and ☐ Deliver ONLY
when delivered address where delivered to addressee
(Additional charges required for these services)

RECEIPT

Received the numbered article described below.

REGISTERED NO.	SIGNATURE OR NAME OF ADDRESSEE <i>(Must always be filled in)</i>	
CERTIFIED NO. 741251	1 <i>Local 66</i>	2
INSURED NO.	SIGNATURE OF ADDRESSEE'S AGENT, IF ANY <i>John Hollinger</i>	
DATE DELIVERED 7/6/66	SHOW WHERE DELIVERED <i>(only if requested)</i>	

No. 741252


RECEIPT FOR CERTIFIED MAIL—20¢

SENT TO

POSTMARK
OR DATE

RALPH P LOUDERMILK AND WF
ANTONIA
31 TUXEDO AVE
PROVIDENCE, R. I.

12-316-623



1. Stick postage stamps to your article, to pay:

BASIC CHARGES

Certified fee—20¢

Postage (first-class or airmail)

OPTIONAL SERVICES

Return receipt (10¢ or 35¢)

Deliver to addressee only—50¢

Special delivery

2. If you want this receipt postmarked, stick the gummed stub on the left portion of the address side of the article, *leaving the receipt attached*, and present the article at a post office service window or hand it to your rural carrier. (*no extra charge*)
3. If you do not want this receipt postmarked, stick the gummed stub on the left portion of the address side of the article, detach and retain the receipt, and mail the article.
4. If you want a return receipt, write the certified-mail number and your name and address on a return receipt card, Form 3811, and attach it to the back of the article by means of the gummed ends. Endorse front of article **RETURN RECEIPT REQUESTED**. (*Fees—10¢ or 35¢*)
5. If you want the article delivered only to the addressee, endorse it on the front **DELIVER TO ADDRESSEE ONLY**. (*Fee—50¢*). Place the same endorsement in line 2 of the return receipt card.
6. Save this receipt and present it if you make inquiry.

POST OFFICE DEPARTMENT
OFFICIAL BUSINESS

PENALTY FOR PRIVATE USE TO AVOID
PAYMENT OF POSTAGE \$300

POSTMARK OF
DELIVERING OFFICE

INSTRUCTIONS: Show name and address below and
complete instructions on other side, where applicable.
When returned, attach and hold firmly to back
of article. Print on front of article **RETURN**
RECEIPT REQUESTED.

RETURN
TO

VINCENT VESPIA, CITY CLERK
CITY HALL
PROVIDENCE, R.I., 02903

655-10-71848-8

POB Form 3811 Oct. 1965

INSTRUCTIONS TO DELIVERING EMPLOYEE

☐ Show to whom and when delivered ☐ Show to whom, when, and address where delivered ☐ Deliver ONLY to addressee
(Additional charges required for these services)

RECEIPT

Received the numbered article described below.

REGISTERED NO. SIGNATURE OR NAME OF ADDRESSEE (Must always be filled in)

1

CERTIFIED NO.

2

INSURED NO.

SIGNATURE OF ADDRESSEE'S AGENT, IF ANY

DATE DELIVERED

SHOW WHERE DELIVERED (only if requested)

No. 741253

RECEIPT FOR CERTIFIED MAIL—20¢

SENT TO

POSTMARK
OR DATE

WM H LOW ESTATE COMPANY
204 WESTMINSTER ST
PROVIDENCE, R. I.

12-328-400



July 1965


1. Stick postage stamps to your article to pay:
 BASIC CHARGES
 Certified fee—20¢
 Postage (first-class or airmail)
2. If you want this receipt postmarked, stick the gummed stub on the left portion of the address side of the article, *leaving the receipt attached*, and present the article at a post office service window or hand it to your rural carrier. (*no extra charge*)
3. If you do not want this receipt postmarked, stick the gummed stub on the left portion of the address side of the article, detach and retain the receipt, and mail the article.
4. If you want a return receipt, write the certified-mail number and your name and address on a return receipt card, Form 3811, and attach it to the back of the article by means of the gummed ends. Endorse front of article RETURN RECEIPT REQUESTED. (*Fees—10¢ or 35¢.*)
5. If you want the article delivered only to the addressee, endorse it on the front DELIVER TO ADDRESSEE ONLY. (*Fee—50¢*). Place the same endorsement in line 2 of the return receipt card.
6. Save this receipt and present it if you make inquiry.

OPTIONAL SERVICES

- Return receipt (10¢ or 35¢)
- Deliver to addressee only—50¢
- Special delivery

POST OFFICE DEPARTMENT
OFFICIAL BUSINESS

PENALTY FOR PRIVATE USE TO AVOID
PAYMENT OF POSTAGE, \$300



INSTRUCTIONS: Show name and address below and
complete instructions on other side, where applicable.
Moisten gummed ends, attach and hold firmly to back
of article. Place on front of article **RETURN**
RECEIPT REQUESTED


RETURN
TO

VINCENT VESPIA, CITY CLERK
CITY HALL
PROVIDENCE, R.I., 02903

INSTRUCTIONS TO DELIVERING EMPLOYEE		
<input type="checkbox"/> Show to whom and when delivered	<input type="checkbox"/> Show to whom, when, and address where delivered	<input type="checkbox"/> Deliver ONLY to addressee
(Additional charges required for these services)		

RECEIPT

Received the numbered article described below.

REGISTERED NO.	SIGNATURE OR NAME OF ADDRESSEE (Must always be filled in)	
CERTIFIED NO. 741253	1	 SIGNATURE OF ADDRESSEE'S AGENT, IF ANY
INSURED NO.	2	
DATE DELIVERED 4-6-66	SHOW WHERE DELIVERED (only if requested)	

ACCOUNT NUMBER	PLAT	LOT	LAND VALUATION	BUILDING VALUATION	TOTAL VALUATION	BLDGS. AS P/P	AREA CODE	GRAND TOTAL	SPECIAL TAX	INSTALLMENT PER YR FOR 25YRS
12-328-400	20	156	175,200	24,890	200,090		0			
12-328-400	20	165	194,010		194,010		0			
12-328-400	20	203	25,170	7,020	32,190		0			
12-328-400	24	411		193,340	193,340		0	1,025,400	13,842.90	553.71
LYNDE LAND COMPANY										
2200 INDUSTRIAL TRUST BLDG										
12-372-200	20	65	28,600	18,120	46,720		0			
12-372-200	20	66	15,300	9,600	24,900		0	71,620	966.87	38.67
HARRY LYON AND COMPANY										
INCORPORATED										
367 CANAL ST										
12-373-515	10	58	4,810		4,810		1	4,810	64.94	2.59

No. 741254

RECEIPT FOR CERTIFIED MAIL—20¢

SENT TO

POSTMARK
OR DATE

LYNDE LAND COMPANY
2200 INDUSTRIAL TRUST BLDG
PROVIDENCE, R. I.

12-372-200



JULY 1963

NOT FOR INTERNATIONAL MAIL

1. Stick postage stamps to your article to pay:

BASIC CHARGES

Certified fee—20¢

Postage (first-class or airmail)

OPTIONAL SERVICES

Return receipt (10¢ or 35¢)

Deliver to addressee only—50¢

Special delivery

2. If you want this receipt postmarked, stick the gummed stub on the left portion of the address side of the article, *leaving the receipt attached*, and present the article at a post office service window or hand it to your rural carrier. (*no extra charge*)
3. If you do not want this receipt postmarked, stick the gummed stub on the left portion of the address side of the article, detach and retain the receipt, and mail the article.
4. If you want a return receipt, write the certified-mail number and your name and address on a return receipt card, Form 3811, and attach it to the back of the article by means of the gummed ends. Endorse front of article RETURN RECEIPT REQUESTED. (*Fees—10¢ or 35¢.*)
5. If you want the article delivered only to the addressee, endorse it on the front DELIVER TO ADDRESSEE ONLY. (*Fee—50¢.*) Place the same endorsement in line 2 of the return receipt card.
6. Save this receipt and present it if you make inquiry.

POST OFFICE DEPARTMENT
OFFICIAL BUSINESS

PENALTY FOR PRIVATE USE TO AVOID
PAYMENT OF POSTAGE, \$300



INSTRUCTIONS: Show name and address below and
complete instructions on other side, where applicable.
Mortgage printed ends, attach and hold firmly to back
of article. Print on front of article RETURN
EXCEPT PROHIBITED

RETURN
TO

VINCENT VESPIA, CITY CLERK
CITY HALL
PROVIDENCE, R.I., 02903

INSTRUCTIONS TO DELIVERING EMPLOYEE

☐ Show to whom and when delivered ☐ Show to whom, when, and address where delivered ☐ Deliver ONLY to addressee
(Additional charges required for these services)

RECEIPT

Received the numbered article described below.

REGISTERED NO.

SIGNATURE OR NAME OF ADDRESSEE (Must always be filled in)

CERTIFIED NO.

1

SIGNATURE OF ADDRESSEE'S AGENT, IF ANY

INSURED NO.

2

SIGNATURE OF ADDRESSEE'S AGENT, IF ANY

DATE DELIVERED

SHOW WHERE DELIVERED (only if requested)

4/6/66

Frederick Henry

No. 741255

RECEIPT FOR CERTIFIED MAIL—20¢

SENT TO

POSTMARK
OR DATE

HARRY LYON AND COMPANY
INCORPORATED
367 CANAL ST
PROVIDENCE, R. I.

12-373-515

July 1965

NOT FOR INTERNATIONAL MAIL



1. Stick postage stamps to your article to pay:

BASIC CHARGES

Certified fee—20¢

Postage (first-class or airmail)

OPTIONAL SERVICES

Return receipt (10¢ or 35¢)

Deliver to addressee only—50¢

Special delivery

2. If you want this receipt postmarked, stick the gummed stub on the left portion of the address side of the article, *leaving the receipt attached*, and present the article at a post office service window or hand it to your rural carrier. (*no extra charge*)
3. If you do not want this receipt postmarked, stick the gummed stub on the left portion of the address side of the article, detach and retain the receipt, and mail the article.
4. If you want a return receipt, write the certified-mail number and your name and address on a return receipt card, Form 3811, and attach it to the back of the article by means of the gummed ends. Endorse front of article RETURN RECEIPT REQUESTED. (*Fees—10¢ or 35¢*)
5. If you want the article delivered only to the addressee, endorse it on the front DELIVER TO ADDRESSEE ONLY. (*Fees—50¢*). Place the same endorsement in line 2 of the return receipt card.
6. Save this receipt and present it if you make inquiry.

POST OFFICE DEPARTMENT
OFFICIAL BUSINESS

PENALTY FOR PRIVATE USE TO AVOID
PAYMENT OF POSTAGE \$300

INSTRUCTIONS: Show name and address below and
complete instructions on other side, where applicable.
Mortgage numbered ends, attach and hold firmly to back
of article. Print on front of article RETURN
RECEIPT REQUESTED.



RETURN
TO


VINCENT VESPIA, CITY CLERK
CITY HALL
PROVIDENCE, R.I., 02903

INSTRUCTIONS TO DELIVERING EMPLOYEE

☐ Show to whom and when delivered ☐ Show to whom, when, and address where delivered ☐ Deliver ONLY to addressee
(Additional charges required for these services)

RECEIPT

Received the numbered article described below.

REGISTERED NO.	SIGNATURE OR NAME OF ADDRESSEE (Must always be filled in)	
CERTIFIED NO.	1	
INSURED NO.	2	
DATE DELIVERED	SHOW WHERE DELIVERED (only if requested)	
3-6-83		

ACCOUNT NUMBER	PLAT	LOT	LAND VALUATION	BUILDING VALUATION	TOTAL VALUATION	BLDGS. AS P/P	AREA CODE	GRAND TOTAL	SPECIAL TAX	INSTALLMENT PER YR FOR 25YRS
M S F CORPORATION										
9 STEEPLE SP										
13-001-605	10	43	1,860	12,630	14,490		0			
13-001-605	10	44	1,860		1,860		0	16,350	220.73	8.82
KATHARINE W MAC LEOD MF										
COLIN JR										
UPPERVILLE VA										
13-033-600	20	353	16,350	37,720	54,070		0	54,070	729.95	29.19
ELVIRA MALAFRONTI										
59 SUMTER ST										
13-084-116	22	177	4,280		4,280		0	4,280	57.78	2.31
MALL REALTY COMPANY										
309 WESTMINSTER ST										
13-088-775	25	373	52,840	23,280	76,120		0	76,120	1,027.62	41.10
MANCHESTER REALTY CO										
33 ACORN ST										
13-104-255	27	254	67,800	134,320	202,120		1			
13-104-255	27	255	20,940	21,470	42,410		1	244,530	3,301.16	132.04
MANNING REALTY CO INC										
C O WALTER SUNDLUN										
1138 HOSPITAL TRUST BUILDING										
13-129-636	20	147	101,530	25,410	126,940		0	126,940	1,713.69	68.54
MANUFACTURERS REFINING										
COMPANY										
BOX 2085 EDGEWOOD STATION										
CRANSTON RI										
13-137-700	21	146	11,730	8,530	20,260		0	20,260	273.51	10.94

INSTRUCTIONS TO DELIVERING EMPLOYEE

☐ Show to whom and when delivered ☐ Show to whom, when, and address where delivered ☐ Deliver ONLY to addressee
(Additional charges required for these services)

RECEIPT

Received the numbered article described below.

REGISTERED NO. SIGNATURE OR NAME OF ADDRESSEE (Must always be filled in)

CERTIFIED NO.

4/26/66

INSURED NO.

1 Manning Realty Co. Inc.

2 SIGNATURE OF ADDRESSEE'S AGENT, IF ANY

by P. H. Dwyer

DATE DELIVERED

SHOW WHERE DELIVERED (only if requested)

4/6/66

POST OFFICE DEPARTMENT
OFFICIAL BUSINESS

PENALTY FOR PRIVATE USE TO AVOID
PAYMENT OF POSTAGE, \$300

POSTMARK OF
DELIVERING OFFICE



INSTRUCTIONS: Show name and address below and
complete instructions on other side, where applicable.
Moisten gummed ends, attach and hold firmly to back
of article. Print on front of article **RETURN**
RECEIPT REQUESTED.

← **RETURN**
TO

VINCENT VESPIA, CITY CLERK
CITY HALL
PROVIDENCE, R.I., 02903

055-18-71548-8

POD Form 3811 Oct. 1965

1. Stick postage stamps to your article to pay:
 BASIC CHARGES
 Certified fee—20¢
 Postage (first-class or airmail)
2. If you want this receipt postmarked, stick the gummed stub on the left portion of the address side of the article, *leaving the receipt attached*, and present the article at a post office service window or hand it to your rural carrier. *(no extra charge)*
3. If you do not want this receipt postmarked, stick the gummed stub on the left portion of the address side of the article, detach and retain the receipt, and mail the article.
4. If you want a return receipt, write the certified-mail number and your name and address on a return receipt card, Form 3811, and attach it to the back of the article by means of the gummed ends. Endorse front of article RETURN RECEIPT REQUESTED. *(Fees—10¢ or 35¢.)*
5. If you want the article delivered only to the addressee, endorse it on the front DELIVER TO ADDRESSEE ONLY. *(Fee—30¢.)* Place the same endorsement in line 2 of the return receipt card.
6. Save this receipt and present it if you make inquiry.

OPTIONAL SERVICES

Return receipt (10¢ or 35¢)

Deliver to addressee only—50¢

Special delivery

No. 741261

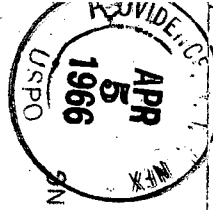
RECEIPT FOR CERTIFIED MAIL—20¢

SENT TO

POSTMARK
OR DATE

MANNING REALTY CO INC
C O WALTER SUNDLUN
1138 HOSPITAL TRUST BUILDING
PROVIDENCE, R. I.

13-129-636



July 1965

NOT FOR INTERNATIONAL MAIL

INSTRUCTIONS TO DELIVERING EMPLOYEE

☐ Show to whom and when delivered ☐ Show to whom, when, and address where delivered ☐ Deliver ONLY to addressee
(Additional charges required for these services)

RECEIPT

Received the ~~numbered~~ article described below.


REGISTERED NO.	SIGNATURE OR NAME OF ADDRESSEE (Must always be filled in)	
CERTIFIED NO. 74/260	1	2
INSURED NO.	SIGNATURE OF ADDRESSEE'S AGENT, IF ANY	
DATE DELIVERED	SHOW WHERE DELIVERED (only if requested)	

APR 7 - 1966

POST OFFICE DEPARTMENT
OFFICIAL BUSINESS

PENALTY FOR PRIVATE USE TO AVOID
PAYMENT OF POSTAGE, \$300

POSTMARK OF
DELIVERING OFFICE



INSTRUCTIONS: Show name and address below and
complete instructions on other side, where applicable.
Moisten gummed ends, attach and hold firmly to back
of article. Print on front of article RETURN
RECEIPT REQUESTED.

VINCENT VESPIA, CITY CLERK
CITY HALL
PROVIDENCE, R.I., 02903

1. Stick postage stamps to your article to pay:

BASIC CHARGES

Certified fee—20¢

Postage (first-class or airmail)

OPTIONAL SERVICES

Return receipt (10¢ or 35¢)

Deliver to addressee only—50¢

Special delivery

2. If you want this receipt postmarked, stick the gummed stub on the left portion of the address side of the article, *leaving the receipt attached*, and present the article at a post office service window or hand it to your rural carrier. (*no extra charge*)
3. If you do not want this receipt postmarked, stick the gummed stub on the left portion of the address side of the article, detach and retain the receipt, and mail the article.
4. If you want a return receipt, write the certified-mail number and your name and address on a return receipt card, Form 3811, and attach it to the back of the article by means of the gummed ends. Endorse front of article **RETURN RECEIPT REQUESTED**. (*Fees—10¢ or 3½¢*)
5. If you want the article delivered only to the addressee, endorse it on the front **DELIVER TO ADDRESSEE ONLY**. (*Fee—50¢*). Place the same endorsement in line 2 of the return receipt card.
6. Save this receipt and present it if you make inquiry.

No. 741260

RECEIPT FOR CERTIFIED MAIL—20¢

SENT TO

POSTMARK
OR DATE

MANCHESTER REALTY CO
33 ACORN ST
PROVIDENCE, R. I.

13-104-255



July 1965

NOT FOR INTEROFFICE USE

INSTRUCTIONS TO DELIVERING EMPLOYEE

☐ Show to whom and when delivered ☐ Show to whom, when, and address where delivered to addressee (Additional charges required for these services)

RECEIPT

Received the numbered article described below.

REGISTERED NO. SIGNATURE OR NAME OF ADDRESSEE (Must always be filled in)

CERTIFIED NO.

INSURED NO.

DATE DELIVERED

SHOW WHERE DELIVERED (only if requested)

POST OFFICE DEPARTMENT
OFFICIAL BUSINESS

PENALTY FOR PRIVATE USE TO AVOID
PAYMENT OF POSTAGE, \$300

POSTMARK OF
DELIVERING OFFICE

INSTRUCTIONS: Show name and address below and
complete instructions on other side, where applicable.
Mailed stamped ends, attach and hold firmly to back
of article. Print on front of article RETURN
RECEIPT REQUESTED.

RETURN
TO

VINCENT VESPIA, CITY CLERK
CITY HALL
PROVIDENCE, R.I., 02903

stick postage stamps to your article to pay:

BASIC CHARGES

Certified fee—20¢

Postage (first-class or airmail)

OPTIONAL SERVICES

Return receipt (10¢ or 35¢)

Deliver to addressee only—50¢

Special delivery

- If you want this receipt postmarked, stick the gummed stub on the left portion of the address side of the article, *leaving the receipt attached*, and present the article at a post office service window or hand it to your rural carrier. (*no extra charge*)
3. If you do not want this receipt postmarked, stick the gummed stub on the left portion of the address side of the article, detach and retain the receipt, and mail the article.
 4. If you want a return receipt, write the certified-mail number and your name and address on a return receipt card, Form 3811, and attach it to the back of the article by means of the gummed ends. Endorse front of article **RETURN RECEIPT REQUESTED**. (*Fee—10¢ or 35¢.*)
 5. If you want the article delivered only to the addressee, endorse it on the front **DELIVER TO ADDRESSEE ONLY**. (*Fee—50¢.*) Place the same endorsement in line 2 of the return receipt card.

6. Save this receipt and present it if you make inquiry.

No. 741259

RECEIPT FOR CERTIFIED MAIL—20¢

SENT TO

POSTMARK
OR DATE

MALL REALTY COMPANY
309 WESTMINSTER ST
PROVIDENCE, R. I.

13-088-775



JUN 1 1965

INSTRUCTIONS TO DELIVERING EMPLOYEE

☐ Show to whom and when delivered ☐ Show to whom, when, and address where delivered ☐ Deliver ONLY to addressee
(Additional charges required for these services)

RECEIPT

Received the numbered article described below.

SIGNATURE OR NAME OF ADDRESSEE (Must always be filled in)

REGISTERED NO.

CERTIFIED NO.

INSURED NO.

DATE DELIVERED


SHOW WHERE DELIVERED (only if requested)

1 2
Eberhard Madi Hantz

SIGNATURE OF ADDRESSEE'S AGENT, IF ANY

POST OFFICE DEPARTMENT
OFFICIAL BUSINESS

PENALTY FOR PRIVATE USE TO AVOID
PAYMENT OF POSTAGE, \$300



INSTRUCTIONS: Show name and address below and complete instructions on other side, where applicable. Moistened gummed ends, attach and hold firmly to back of article. Print on front of article **RETURN RECEIPT REQUESTED**.

RETURN
TO

VINCENT VESPIA, CITY CLERK
CITY HALL
PROVIDENCE, R.I., 02903

1. Stick postage stamps to your article to pay:
 BASIC CHARGES
 Certified fee—20¢
 Postage (first-class or airmail)
2. If you want this receipt postmarked, stick the gummed stub on the left portion of the address side of the article, *leaving the receipt attached*, and present the article at a post office service window or hand it to your rural carrier. (no extra charge)
3. If you do not want this receipt postmarked, stick the gummed stub on the left portion of the address side of the article, detach and retain the receipt, and mail the article.
4. If you want a return receipt, write the certified-mail number and your name and address on a return receipt card, Form 3811, and attach it to the back of the article by means of the gummed ends. Endorse front of article RETURN RECEIPT REQUESTED. (Fees—10¢ or 35¢)
5. If you want the article delivered only to the addressee, endorse it on the front DELIVER TO ADDRESSEE ONLY. (Fee—50¢). Place the same endorsement in line 2 of the return receipt card.
6. Save this receipt and present it if you make inquiry.

OPTIONAL SERVICES

Return receipt (10¢ or 35¢)

Deliver to addressee only—50¢

Special delivery

No. 741258

RECEIPT FOR CERTIFIED MAIL—20¢

SENT TO	POSTMARK OR DATE
ELVIRA MALAFRONT 59 SUMTER ST PROVIDENCE, R. I.	
13-084-116	
APR 15 1966 U.S.P.O.	
July 1965	NOT FOR INTERNATIONAL MAIL

INSTRUCTIONS TO DELIVERING EMPLOYEE

☐ Show to whom and when delivered ☐ Show to whom, when, and address where delivered ☐ Deliver ONLY to addressee
(Additional charges required for these services)

RECEIPT

Received the numbered article described below.

REGISTERED NO.	SIGNATURE OR NAME OF ADDRESSEE (Must always be filed in)	
CERTIFIED NO.	1	SIGNATURE OF ADDRESSEE'S AGENT, IF ANY
INSURED NO.	2	
DATE DELIVERED	SHOW WHERE DELIVERED (only if requested)	

POST OFFICE DEPARTMENT
OFFICIAL BUSINESS

PENALTY FOR PRIVATE USE TO AVOID
PAYMENT OF POSTAGE \$300

POSTMARK OF
DELIVERING OFFICE

INSTRUCTIONS: Show name and address below and
complete instructions on other side, where applicable.
Moisten gummed ends, attach and hold firmly to back
of article. Print on front of article **RETURN**
RECEIPT REQUESTED.

**RETURN
TO**

VINCENT VESPIA, CITY CLERK
CITY HALL
PROVIDENCE, R.I., 02903

1. Stick postage stamps to your article to pay:
 BASIC CHARGES
 Certified fee—20¢
 Postage (first-class or airmail)
2. If you want this receipt postmarked, stick the gummed stub on the left portion of the address side of the article, *leaving the receipt attached*, and present the article at a post office service window or hand it to your rural carrier. (*no extra charge*)
3. If you do not want this receipt postmarked, stick the gummed stub on the left portion of the address side of the article, detach and retain the receipt, and mail the article.
4. If you want a return receipt, write the certified-mail number and your name and address on a return receipt card, Form 3811, and attach it to the back of the article by means of the gummed ends. Endorse front of article RETURN RECEIPT REQUESTED. (*Fees—10¢ or 3½¢*)
5. If you want the article delivered only to the addressee, endorse it on the front DELIVER TO ADDRESSEE ONLY. (*Fee—50¢*). Place the same endorsement in line 2 of the return receipt card.
6. Save this receipt and present it if you make inquiry.

OPTIONAL SERVICES

Return receipt (10¢ or 35¢)
 Deliver to addressee only—50¢
 Special delivery

No. 741257

RECEIPT FOR CERTIFIED MAIL—20¢

SENT TO .

POSTMARK
OR DATE

KATHARINE W MAC LEOD WF
COLIN JR
UPPERVILLE VA

13-033-600



INSTRUCTIONS TO DELIVERING EMPLOYEE

☐ Show to whom and when delivered ☐ Show to whom, when, and address where delivered ☐ Deliver ONLY to addressee
(Additional charges required for these services)

RECEIPT

Received the numbered article described below.

REGISTERED NO. SIGNATURE OR NAME OF ADDRESSEE (Must always be filled in)

CERTIFIED NO.

INSURED NO.

SIGNATURE OF ADDRESSEE'S AGENT, IF ANY

DATE DELIVERED

SHOW WHERE DELIVERED (only if requested)

1 MFS Corp.


2 Raymond G. McNeal

36

APR 6 1966

POST OFFICE DEPARTMENT
OFFICIAL BUSINESS

PENALTY FOR PRIVATE USE TO AVOID
PAYMENT OF POSTAGE \$300.



INSTRUCTIONS: Show name and address below and
complete instructions on other side, where applicable.
Moisten gummed ends, attach and hold firmly to back
of article. Print on front of article **RETURN**
RECEIPT REQUESTED.

← **RETURN**
TO

VINCENT VESPIA, CITY CLERK
CITY HALL
PROVIDENCE, R.I., 02903

658-10-71549-8

POD Form 3811 Oct. 1963

1. Stick postage stamps to your article to pay:
 BASIC CHARGES
 Certified fee—20¢
 Postage (first-class or airmail)
2. If you want this receipt postmarked, stick the gummed stub on the left portion of the address side of the article, *leaving the receipt attached*, and present the article at a post office service window or hand it to your rural carrier. (*no extra charge*)
3. If you do not want this receipt postmarked, stick the gummed stub on the left portion of the address side of the article, detach and retain the receipt, and mail the article.
4. If you want a return receipt, write the certified-mail number and your name and address on a return receipt card, Form 3811, and attach it to the back of the article by means of the gummed ends. Endorse front of article RETURN RECEIPT REQUESTED. (*Fees—10¢ or 35¢.*)
5. If you want the article delivered only to the addressee, endorse it on the front DELIVER TO ADDRESSEE ONLY. (*Fee—50¢*). Place the same endorsement in line 2 of the return receipt card.
6. Save this receipt and present it if you make inquiry.

OPTIONAL SERVICES

Return receipt (10¢ or 35¢)
 Deliver to addressee only—50¢
 Special delivery


No. 741256

RECEIPT FOR CERTIFIED MAIL—20¢

SENT TO

POSTMARK
OR DATE

M S F CORPORATION
9 STEEPLE ST
PROVIDENCE, R. I.



13-001-605

July 1965

<input type="checkbox"/> Show to whom and when delivered	<input type="checkbox"/> Show to whom, when, and address where delivered	<input type="checkbox"/> Deliver ONLY to addressee
(Additional charges required for these services)		

RECEIPT

Received the numbered article described below.

REGISTERED NO. SIGNATURE OR NAME OF ADDRESSEE (Must always be filled in)

CERTIFIED NO.

INSURED NO.

DATE DELIVERED

SHOW WHERE DELIVERED (Only if requested)

APR 6 1966

1
2
Signature of Addressee's Agent, if any

POST OFFICE DEPARTMENT
OFFICIAL BUSINESS

POST OFFICE DEPARTMENT
OFFICIAL BUSINESS

55-16-71548-8

3811 Oct. 1965

INSTRUCTIONS: Show name and address below and complete instructions on other side, where applicable. Moisten gummed ends, attach and hold firmly to back of article. Print on front of article **RETURN RECEIPT REQUESTED**.

POST OFFICE DEPARTMENT
DELIVERING OFFICE
APR 6 1966
RETURN TO

VINCENT VESPIA, CITY CLERK
CITY HALL
PROVIDENCE, R.I., 02903

1. Stick postage stamps to your article to pay:
 BASIC CHARGES
 Certified fee—20¢
 Postage (first-class or airmail)
2. If you want this receipt postmarked, stick the gummed stub on the left portion of the address side of the article, *leaving the receipt attached*, and present the article at a post office service window or hand it to your rural carrier. (no extra charge)
3. If you do not want this receipt postmarked, stick the gummed stub on the left portion of the address side of the article, detach and retain the receipt, and mail the article.
4. If you want a return receipt, write the certified-mail number and your name and address on a return receipt card, Form 3811, and attach it to the back of the article by means of the gummed ends. Endorse front of article RETURN RECEIPT REQUESTED. (Fees—10¢ or 35¢.)
5. If you want the article delivered only to the addressee, endorse it on the front DELIVER TO ADDRESSEE ONLY. (Fees—50¢). Place the same endorsement in line 2 of the return receipt card.
6. Save this receipt and present it if you make inquiry.

OPTIONAL SERVICES

Return receipt (10¢ or 35¢)

Deliver to addressee only—50¢

Special delivery

No. 741262

RECEIPT FOR CERTIFIED MAIL—20¢

SENT TO	POSTMARK OR DATE
MANUFACTURERS REFINING COMPANY BOX 2085 EDGEWOOD STATION CRANSTON R I	
13-137-700	
July 1965	NOT FOR INTERNATIONAL MAIL



ACCOUNT NUMBER	PLAT	LOT	LAND VALUATION	BUILDING VALUATION	TOTAL VALUATION	BLDGS. AS P/P	AREA CODE	GRAND TOTAL	SPECIAL TAX	INSTALLMENT PER YR FOR 25YRS
EDWARD MARANDOLA AND WIFE PHILOMENA 25 BELLEVUE AVE NO PROV R I										
	13-142-305	22	1,480		1,480		0			
	13-142-305	22	4,400		4,400		0	5,880	79.38	3.17
JOHN MARANDOLA & EDWARD MARANDOLA 145 GLOBE ST										
	13-142-915	22	3,440	810	4,250		0			
	13-142-915	22	3,110	4,480	7,590		0	11,840	159.84	6.39
MARCELLO ENTERPRISES INCORPORATED 105 HARRIS AVE										
	13-147-540	26	24,260	73,940	98,200		0	98,200	1,325.70	53.02
MARCELLO REALTY COMPANY 183 HEATHER ST CRANSTON R I										
	13-149-060	26	16,070	125,860	141,930		1	141,930	1,916.06	76.64
JOSEPH MARCUS REALTY INC 184 NO MAIN ST										
	13-158-700	10	6,490	12,050	18,540		1	18,540	250.29	10.01
MAROU REALTY INC 57 CLIFFORD ST										
	13-181-140	20	11,670	18,020	29,690		0	29,690	400.82	16.03
MAROL REALTY INC AND MICHAEL A GAMMINO REALTY COMPANY 198 DYER ST										
	13-181-145	20	2,370	70	2,440		0	2,440	32.94	1.31

No. 741269

RECEIPT FOR CERTIFIED MAIL—20¢

SENT TO

POSTMARK
OR DATE

MAROL REALTY INC AND MICHAEL
A GAMMIND REALTY COMPANY
198 DYER ST
PROVIDENCE, R. I.

13-181-145



July 1965

NOT FOR INTERNATIONAL MAIL

1. Stick postage stamps to your article to pay:

BASIC CHARGES

Certified fee—20¢

Postage (first-class or airmail)

OPTIONAL SERVICES

Return receipt (10¢ or 35¢) *

Deliver to addressee only—50¢

Special delivery

2. If you want this receipt postmarked, stick the gummed stub on the left portion of the address side of the article, *leaving the receipt attached*, and present the article at a post office service window or hand it to your rural carrier. (*no extra charge*)
3. If you do not want this receipt postmarked, stick the gummed stub on the left portion of the address side of the article, detach and retain the receipt, and mail the article.
4. If you want a return receipt, write the certified-mail number and your name and address on a return receipt card, Form 3811, and attach it to the back of the article by means of the gummed ends. Endorse front of article **RETURN RECEIPT REQUESTED**. (*Fee—10¢ or 35¢*.)
5. If you want the article delivered only to the addressee, endorse it on the front **DELIVER TO ADDRESSEE ONLY**. (*Fee—50¢*.) Place the same endorsement in line 2 of the return receipt card.
6. Save this receipt and present it if you make inquiry.

POST OFFICE DEPARTMENT
OFFICIAL BUSINESS

PENALTY FOR PRIVATE USE TO AVOID
PAYMENT OF POSTAGE, \$300.



INSTRUCTIONS: Show name and address below and complete instructions on other side, where applicable. Most gummed ends, attach and hold firmly to back of article. Print on front of article RETURN RECEIPT REQUESTED.

RETURN
TO

VINCENT VESPIA, CITY CLERK
CITY HALL
PROVIDENCE, R.I., 02903

055-16-71548-8

PCD Form 3811 Oct. 1965

☐ Show to whom and when delivered ☐ Show to whom, when, and address where delivered ☐ Deliver ONLY to addressee
(Additional charges required for these services)

Received the numbered article described below.

REGISTERED NO.

SIGNATURE OR NAME OF ADDRESSEE (Must always be filled in)

CERTIFIED NO.

741260910

SIGNATURE OF ADDRESSEE'S AGENT, IF ANY

DATE DELIVERED _____

SHOW WHERE DELIVERED (only if requested)

No. 741263

RECEIPT FOR CERTIFIED MAIL—20¢

SENT TO

POSTMARK
OR DATE

EDWARD MARANDOLA AND WIFE
PHILOMENA
25 BELLEVUE AVE
NO PROV R I



13-142-305

NOT FOR INTERNATIONAL MAIL

1. Stick postage stamps to your article to pay:

BASIC CHARGES

Certified fee—20¢

Postage (first-class or airmail)

OPTIONAL SERVICES

Return receipt (10¢ or 35¢)

Deliver to addressee only—50¢

Special delivery

2. If you want this receipt postmarked, stick the gummed stub on the left portion of the address side of the article, *leaving the receipt attached*, and present the article at a post office service window or hand it to your rural carrier. (*no extra charge*)
3. If you do not want this receipt postmarked, stick the gummed stub on the left portion of the address side of the article, detach and retain the receipt, and mail the article.
4. If you want a return receipt, write the certified-mail number and your name and address on a return receipt card, Form 3811, and attach it to the back of the article by means of the gummed ends. Endorse front of article **RETURN RECEIPT REQUESTED**. (*Fees—10¢ or 35¢.*)
5. If you want the article delivered only to the addressee, endorse it on the front **DELIVER TO ADDRESSEE ONLY**. (*fee—50¢.*) Place the same endorsement in line 2 of the return receipt card.
6. Save this receipt and present it if you make inquiry.

POST OFFICE DEPARTMENT
OFFICIAL BUSINESS

PENALTY FOR PRIVATE USE TO AVOID
PAYMENT OF POSTAGE, \$300

POSTMARK OF
DELIVERING OFFICE

INSTRUCTIONS: Show name and address below and
complete instructions on other side, where applicable.
No return furnished ends; attach and hold firmly to back
of article. Print on front of article RETURN
RECEIPT REQUESTED.

RETURN
TO

VINCENT VESPIA, CITY CLERK
CITY HALL
PROVIDENCE, R.I., 02903

INSTRUCTIONS TO DELIVERING EMPLOYEE

☐ Show to whom and when delivered ☐ Show to whom, when, and address where delivered ☐ Deliver ONLY to addressee

(Additional charges required for these services)

RECEIPT

Received the numbered article described below.

REGISTERED NO.	SIGNATURE OR NAME OF ADDRESSEE <i>(Must always be filled in)</i>	
CERTIFIED NO.	1	SIGNATURE OF ADDRESSEE'S AGENT, IF ANY
INSURED NO.	2	
DATE DELIVERED	SHOW WHERE DELIVERED <i>(only if requested)</i>	

No. 741264

RECEIPT FOR CERTIFIED MAIL—20¢

SENT TO

POSTMARK
OR DATE

JOHN MARANDOLA & EDWARD
MARANDOLA
145 GLOBE ST
PROVIDENCE, R. I.

13-142-915



July 1965

NOT FOR INTERNATIONAL MAIL

1. Stick postage stamps to your article to pay:
 BASIC CHARGES
 Certified fee—20¢
 Postage (first-class or airmail)
2. If you want this receipt postmarked, stick the gummed stub on the left portion of the address side of the article, *leaving the receipt attached*, and present the article at a post office service window or hand it to your rural carrier. (*no extra charge*)
3. If you do not want this receipt postmarked, stick the gummed stub on the left portion of the address side of the article, detach and retain the receipt, and mail the article.
4. If you want a return receipt, write the certified-mail number and your name and address on a return receipt card, Form 3811, and attach it to the back of the article by means of the gummed ends. Endorse front of article RETURN RECEIPT REQUESTED. (*Fees—10¢ or 35¢.*)
5. If you want the article delivered only to the addressee, endorse it on the front DELIVER TO ADDRESSEE ONLY. (*Fee—50¢.*) Place the same endorsement in line 2 of the return receipt card.
6. Save this receipt and present it if you make inquiry.

OPTIONAL SERVICES


Return receipt (10¢ or 35¢)

Deliver to addressee only—50¢

Special delivery

POST OFFICE DEPARTMENT
OFFICIAL BUSINESS

PENALTY FOR PRIVATE USE TO AVOID
PAYMENT OF POSTAGE \$300



INSTRUCTIONS: Show name and address below and
complete instructions on other side, where applicable.
Moisten gummed ends, attach and hold firmly to back
of article. Print on front of article **RETURN**
RECEIPT REQUESTED.

RETURN
TO

VINCENT VESPIA, CITY CLERK
CITY HALL
PROVIDENCE, R.I., 02903

INSTRUCTIONS TO POSTMASTER-EMPLOYEE

☐ Show to whom and when delivered

☐ Show to whom, when, and address where delivered to addressee

☐ Deliver ONLY to addressee

(Additional charges required for these services)

RECEIPT

Received the numbered article described below.

REGISTERED NO.	SIGNATURE OR NAME OF ADDRESSEE (Must always be filled in)	
CERTIFIED NO. 741264	1	2
INSURED NO.	SIGNATURE OF ADDRESSEE'S AGENT, IF ANY	
DATE DELIVERED 4-6-68	SHOW WHERE DELIVERED (only if requested)	

No. 741265

RECEIPT FOR CERTIFIED MAIL—20¢

SENT TO

POSTMARK
OR DATE

MARCELLO ENTERPRISES
INCORPORATED
105 HARRIS AVE
PROVIDENCE, R. I.

13-147-540



July 1965

NOT FOR INTERNATIONAL MAIL

1. Stick postage stamps to your article to pay:
BASIC CHARGES
Certified fee—20¢
Postage (first-class or airmail)
OPTIONAL SERVICES
Return receipt (10¢ or 35¢)
Deliver to addressee only—50¢
Special delivery
2. If you want this receipt postmarked, stick the gummed stub on the left portion of the address side of the article, *leaving the receipt attached*, and present the article at a post office service window or hand it to your rural carrier. (*no extra charge*)
3. If you do not want this receipt postmarked, stick the gummed stub on the left portion of the address side of the article, detach and retain the receipt, and mail the article.
4. If you want a return receipt, write the certified-mail number and your name and address on a return receipt card, Form 3811, and attach it to the back of the article by means of the gummed ends. Endorse front of article RETURN RECEIPT REQUESTED. (Fees—10¢ or 3½¢.)
5. If you want the article delivered only to the addressee, endorse it on the front DELIVER TO ADDRESSEE ONLY. (Fee—50¢). Place the same endorsement in line 2 of the return receipt card.
6. Save this receipt and present it if you make inquiry.

POST OFFICE DEPARTMENT
OFFICIAL BUSINESS

POSTMARK OFFICE
DELIVERING OFFICE



RETURN
TO

INSTRUCTIONS: Show name and address below and complete instructions on other side, where applicable. Moistened gummed ends, attach and hold firmly to back of article. Print on front of article RETURN RECEIPT REQUESTED.

VINCENT VESPIA, CITY CLERK
CITY HALL
PROVIDENCE, R.I., 02903

INSTRUCTIONS TO DELIVERING EMPLOYEE

☐ Show to whom and when delivered ☐ Show to whom, when, and address where delivered ☐ Deliver ONLY to addressee
(Additional charges required for these services)

RECEIPT

Received the numbered article described below.

REGISTERED NO.	SIGNATURE OR NAME OF ADDRESSEE (Must always be filled in)	
	1	2
CERTIFIED NO.	SIGNATURE OF ADDRESSEE'S AGENT, IF ANY	
741265	Marella E. Timpas	
INSURED NO.	Walter J. Timpas	
DATE DELIVERED	SHOW WHERE DELIVERED (only if requested)	
4-6-66		


No. 741266

RECEIPT FOR CERTIFIED MAIL—20¢

SENT TO

POSTMARK
OR DATE

MARCELLO REALTY COMPANY
183 HEATHER ST
CRANSTON R I



13-149-060

July 1965

NOT FOR INTERNATIONAL MAIL

1. Stick postage stamps to your article to pay:
- BASIC CHARGES**
Certified fee—20¢
Postage (first-class or airmail)
- OPTIONAL SERVICES**
Return receipt (10¢ or 35¢)
Deliver to addressee only—50¢
Special delivery
2. If you want this receipt postmarked, stick the gummed stub on the left portion of the address side of the article, *leaving the receipt attached*, and present the article at a post office service window or hand it to your rural carrier. (*no extra charge*)
3. If you do not want this receipt postmarked, stick the gummed stub on the left portion of the address side of the article, detach and retain the receipt, and mail the article.
4. If you want a return receipt, write the certified-mail number and your name and address on a return receipt card, Form 3811, and attach it to the back of the article by means of the gummed ends. Endorse front of article **RETURN RECEIPT REQUESTED**. (*Fees—10¢ or 3½¢.*)
5. If you want the article delivered only to the addressee, endorse it on the front **DELIVER TO ADDRESSEE ONLY**. (*Fee—50¢.*) Place the same endorsement in line 2 of the return receipt card.
6. Save this receipt and present it if you make inquiry.

POST OFFICE DEPARTMENT
OFFICIAL BUSINESS

PENALTY FOR PRIVATE USE TO AVOID
PAYMENT OF POSTAGE \$300



INSTRUCTIONS: Show name and address below and complete instructions on other side where applicable. Moisten gummed ends, attach and hold firmly to back of article. Print on front of article RETURN RECEIPT REQUESTED.

RETURN
TO

VINCENT VESPIA, CITY CLERK
CITY HALL
PROVIDENCE, R.I., 02903

655-16-71548-8

POD Form 3811 Oct. 1965

INSTRUCTIONS TO DELIVERING EMPLOYEE

☐ Show to whom and when delivered
☐ Show to whom, when, and address where delivered to addressee
(Additional charges required for these services)

RECEIPT

Received the numbered article described below.

REGISTERED NO. SIGNATURE OR NAME OF ADDRESSEE (Must always be filled in)

CERTIFIED NO.

INSURED NO.

SIGNATURE OF ADDRESSEE'S AGENT, IF ANY

DATE DELIVERED

APR 7 1968

SHOW WHERE DELIVERED (only if requested)

RECEIPT FOR CERTIFIED MAIL—20¢

SENT TO

POSTMARK
OR DATE

JOSEPH MARCUS REALTY INC
184 NO MAIN ST
PROVIDENCE, R. I.



13-158-700

JUL 1966

No. 741267

1. Stick postage stamps to your article to pay:
 BASIC CHARGES
 Certified fee—20¢
 Postage (first-class or airmail)
2. If you want this receipt postmarked, stick the gummed stub on the left portion of the address side of the article, *leaving the receipt attached*, and present the article at a post office service window or hand it to your rural carrier. (*no extra charge*)
3. If you do not want this receipt postmarked, stick the gummed stub on the left portion of the address side of the article, detach and retain the receipt, and mail the article.
4. If you want a return receipt, write the certified-mail number and your name and address on a return receipt card, Form 3811, and attach it to the back of the article by means of the gummed ends. Endorse front of article RETURN RECEIPT REQUESTED. (*Fees—10¢ or 35¢.*)
5. If you want the article delivered only to the addressee, endorse it on the front DELIVER TO ADDRESSEE ONLY. (*Fee—50¢.*) Place the same endorsement in line 2 of the return receipt card.
6. Save this receipt and present it if you make inquiry.

OPTIONAL SERVICES

Return receipt (10¢ or 35¢)

Deliver to addressee only—50¢

Special delivery.

POST OFFICE DEPARTMENT
OFFICIAL BUSINESS

PENALTY FOR PRIVATE USE TO AVOID
PAYMENT OF POSTAGE, \$30



INSTRUCTIONS: Show name and address below and complete instructions on other side, where applicable. Address furnished ends attach and hold firmly to back of article. Print on front of article **RETURN RECEIPT REQUESTED**.

RETURN
TO

VINCENT VESPIA, CITY CLERK
CITY HALL
PROVIDENCE, R.I., 02903

INSTRUCTIONS TO DELIVERING EMPLOYEE

☐ Show to whom and when delivered ☐ Show to whom, when, and address where delivered ☐ Deliver ONLY to addressee

(Additional charges required for these services)

RECEIPT

Received the numbered article described below.

REGISTERED NO.	SIGNATURE OR NAME OF ADDRESSEE <i>(Must always be filled in)</i>	
CERTIFIED NO.	1	<i>Joseph Marcus Co</i>
INSURED NO.	2	<i>Chas. Kaplan</i>
DATE DELIVERED	SHOW WHERE DELIVERED <i>(only if requested)</i>	
<i>APR 6 1955</i>		

No. 741268


RECEIPT FOR CERTIFIED MAIL—20¢

SENT TO

POSTMARK
OR DATE

MAROL REALTY INC
57 CLIFFORD ST
PROVIDENCE, R. I.

13-181-140



July 1965

NOT FOR INTERNATIONAL MAIL


1. Stick postage stamps to your article to pay:
 BASIC CHARGES
 Certified fee—20¢
 Postage (first-class or airmail)
2. If you want this receipt postmarked, stick the gummed stub on the left portion of the address side of the article, *leaving the receipt attached*, and present the article at a post office service window or hand it to your rural carrier. (*no extra charge*)
3. If you do not want this receipt postmarked, stick the gummed stub on the left portion of the address side of the article, detach and retain the receipt, and mail the article.
4. If you want a return receipt, write the certified-mail number and your name and address on a return receipt card, Form 3811, and attach it to the back of the article by means of the gummed ends. Endorse front of article RETURN RECEIPT REQUESTED. (*Fees—10¢ or 35¢.*)
5. If you want the article delivered only to the addressee, endorse it on the front DELIVER TO ADDRESSEE ONLY. (*Fee—50¢*). Place the same endorsement in line 2 of the return receipt card.
6. Save this receipt and present it if you make inquiry.

OPTIONAL SERVICES

Return receipt (10¢ or 35¢)
 Deliver to addressee only—50¢
 Special delivery

POST OFFICE DEPARTMENT
OFFICIAL BUSINESS

PENALTY FOR PRIVATE USE TO AVOID
PAYMENT OF POSTAGE \$300



INSTRUCTIONS: Show name and address below and
complete instructions on other side, where applicable.
Moisten gummed ends, attach and hold firmly to back
of article. Print on front of article **RETURN**
RECEIPT REQUESTED.

RETURN
TO

VINCENT VESPIA, CITY CLERK
CITY HALL
PROVIDENCE, R.I., 02903

655-16-71549-8

OCT 1965

POD Form 3811

INSTRUCTIONS TO DELIVERING EMPLOYEE

☐ Show to whom and when delivered ☐ Show to whom, when, and address where delivered ☐ Deliver ONLY to addressee
(Additional charges required for these services)

RECEIPT

Received the numbered article described below.

REGISTERED NO.	SIGNATURE OR NAME OF ADDRESSEE (Must always be filled in)	
CERTIFIED NO. 7/1268	1	2
INSURED NO.	SIGNATURE OF ADDRESSEE'S AGENT, IF ANY G. J. Ricci	
DATE DELIVERED 4/6/66	SHOW WHERE DELIVERED (only if requested)	

ACCOUNT NUMBER	PLAT	LOT	LAND VALUATION	BUILDING VALUATION	TOTAL VALUATION	BLDGS. AS P/P	AREA CODE	GRAND TOTAL	SPECIAL TAX	INSTALLMENT PER YR FOR 25YRS
✓ MARQUARDT HUDES INCORPORATED 339 EDDY ST 13-184-320 21 398			9,030	16,320	25,350		0	25,350	342.23	13.68
✓ AGNES D MARTIN ESTATE 376 VALLEY ST 13-207-897 65 832			960	2,830	3,790		0	3,790	51.17	2.04
✓ JESSIE MASI 17 DORCHESTER AVE 13-245-295 33 462			1,680	18,470	20,150		1	20,150	272.03	10.88
✓ THOMAS MATHEWSON EST C/O CAPITAL HOLDINGS INC LESSEE 159 WEYBOSSET ST PLAINFIELD TRUST COMPANY TR U/W CHARLES B MATHEWSON PLAINFIELD N J										
13-272-500 20 148			77,050		77,050		0	77,050	1,040.18	41.60
✓ MAURANIA CORPORATION 1 INDIA ST 13-289-320 16 36			3,670	2,010	5,680		0			
13-289-320 16 37			14,320	22,940	37,260		1			
13-289-320 16 39			6,120	3,580	9,700		1			
13-289-320 16 40			2,710	2,890	5,600		1			
13-289-320 16 524			2,500		2,500		1	60,740	819.99	32.79
✓ EDWARD F MCGARRY 222 WESTMINSTER ST 13-399-690 20 155			149,770	48,940	198,710		0	198,710	2,682.59	107.30
✓ JOHN J MCCHALE AND SONS INC 101 FERRIS ST PANT R I										
13-435-390 10 11			10,830	23,500	34,330		1	34,330	463.46	18.53

No. 741270

RECEIPT FOR CERTIFIED MAIL—20¢

SENT TO

POSTMARK
OR DATE

MARQUARDT HUDES INCORPORATED
339 EDDY ST
PROVIDENCE, R. I.

13-184-320

July 1965

NOT FOR INTERNATIONAL MAIL



1. Stick postage stamps to your article to pay:

BASIC CHARGES

Certified fee—20¢

Postage (first-class or airmail)

OPTIONAL SERVICES

Return receipt (10¢ or 35¢)


Deliver to addressee only—50¢

Special delivery

2. If you want this receipt postmarked, stick the gummed stub on the left portion of the address side of the article, *leaving the receipt attached*, and present the article at a post office service window or hand it to your rural carrier. (*no extra charge*)
3. If you do not want this receipt postmarked, stick the gummed stub on the left portion of the address side of the article, detach and retain the receipt, and mail the article.
4. If you want a return receipt, write the certified-mail number and your name and address on a return receipt card, Form 3811, and attach it to the back of the article by means of the gummed ends. Endorse front of article **RETURN RECEIPT REQUESTED**. (*Fees—10¢ or 35¢.*)
5. If you want the article delivered only to the addressee, endorse it on the front **DELIVER TO ADDRESSEE ONLY**. (*Fee—50¢*). Place the same endorsement in line 2 of the return receipt card.
6. Save this receipt and present it if you make inquiry.

POST OFFICE DEPARTMENT
OFFICIAL BUSINESS

PENALTY FOR PRIVATE USE TO AVOID
PAYMENT OF POSTAGE \$300



INSTRUCTIONS: Show name and address below and
complete instructions on other side, where applicable.
Moisten gummed ends, attach and hold firmly to back
of article. Print on front of article **RETURN**
RECEIPT REQUESTED.

← **RETURN**
TO

VINCENT VESPIA, CITY CLERK
CITY HALL
PROVIDENCE, R.I., 02903

55-16-71548-8

POD Form 3811 Oct. 1965

INSTRUCTIONS TO DELIVERING EMPLOYEE
☐ Show to whom and when delivered
☐ Show to whom, when, and address where delivered **Deliver ONLY to addressee**
(Additional charges required for these services)

RECEIPT

Received the numbered article described below.

REGISTERED NO.	SIGNATURE OR NAME OF ADDRESSEE (Must always be filled in)	
CERTIFIED NO. 7412702	1	Max Houghton
INSURED NO.	2	Max Houghton
DATE DELIVERED 4-6-66	SHOW WHERE DELIVERED (only if requested)	

No. 741271


RECEIPT FOR CERTIFIED MAIL—20¢

SENT TO

POSTMARK
OR DATE

AGNES D MARTIN ESTATE
376 VALLEY ST
PROVIDENCE, R. I.

13-207-897



July 1965

NOT FOR INTERNATIONAL MAIL

1. Stick postage stamps to your article to pay:

BASIC CHARGES

Certified fee—20¢

Postage (first-class or airmail)

OPTIONAL SERVICES

Return receipt (10¢ or 35¢)

Deliver to addressee only—50¢

Special delivery

2. If you want this receipt postmarked, stick the gummed stub on the left portion of the address side of the article, *leaving the receipt attached*, and present the article at a post office service window or hand it to your rural carrier. (*no extra charge*)
3. If you do not want this receipt postmarked, stick the gummed stub on the left portion of the address side of the article, detach and retain the receipt, and mail the article.
4. If you want a return receipt, write the certified-mail number and your name and address on a return receipt card, Form 3811, and attach it to the back of the article by means of the gummed ends. Endorse front of article **RETURN RECEIPT REQUESTED**. (*Fees—10¢ or 35¢*)
5. If you want the article delivered only to the addressee, endorse it on the front **DELIVER TO ADDRESSEE ONLY**. (*Fee—50¢*). Place the same endorsement in line 2 of the return receipt card.
6. Save this receipt and present it if you make an inquiry.

POST OFFICE DEPARTMENT
OFFICIAL BUSINESS

PENALTY FOR PRIVATE USE TO AVOID
PAYMENT OF POSTAGE \$300

POSTMARK OF
DELIVERING OFFICE

PROVIDENCE, R.I.

APR 6 1966

RETURN TO

INSTRUCTIONS: Show name and address below and
complete instructions on other side, where applicable.
Moisten gummed ends, attach and hold firmly to back
of article. Put return address on front of article. **RETURN
RECEIPT REQUESTED.**

VINCENT VESPIA, CITY CLERK
CITY HALL
PROVIDENCE, R.I., 02903

3811 Oct. 1965

635-16-71848-8

INSTRUCTIONS TO DELIVERING EMPLOYEE

☐ Show to whom and when delivered ☐ Show to whom, when, and address where delivered ☐ Deliver ONLY to addressee
(Additional charges required for these services)

RECEIPT

Received the numbered article described below.

REGISTERED NO. SIGNATURE OR NAME OF ADDRESSEE (Must always be filled in)

CERTIFIED NO.

7-11271

INSURED NO.

SIGNATURE OF ADDRESSEE'S AGENT, IF ANY

Varina Handfield

DATE DELIVERED

4/6/66

SHOW WHERE DELIVERED (only if requested)

No. 741272

RECEIPT FOR CERTIFIED MAIL—20¢

SENT TO

POSTMARK
OR DATE

JESSIE MASI
17 DORCHESTER AVE
PROVIDENCE, R. I.

13-245-295



VINCENT VECCHI
CITY HALL
PROVIDENCE, R. I., 02903

POD Form 38

INSTRUCTIONS TO DELIVERING EMPLOYEE

☐ Show to whom and when delivered ☐ Show to whom, when, and address where delivered ☐ Deliver ONLY to addressee
(Additional charges required for these services)

RECEIPT

Received the numbered article described below.

REGISTERED NO. SIGNATURE OR NAME OF ADDRESSEE (Must always be filled in)

CERTIFIED NO.

741-2472

INSURED NO.

SIGNATURE OF ADDRESSEE'S AGENT, IF ANY

DATE DELIVERED

APR - 6 1966

SHOW WHERE DELIVERED (only if requested)

No. 741273

RECEIPT FOR CERTIFIED MAIL—20¢

SENT TO

POSTMARK
OR DATE

THOMAS MATHEWSON EST
C/O CAPITAL HOLDINGS
INC LESSEE
159 WEYBOSSET ST
PROVIDENCE, R. I.

13-272-500



1. Stick postage stamps to your article to pay:
 BASIC CHARGES
 Certified fee—20¢
 Postage (first-class or airmail)
2. If you want this receipt postmarked, stick the gummed stub on the left portion of the address side of the article, *leaving the receipt attached*, and present the article at a post office service window or hand it to your rural carrier. (no extra charge)
3. If you do not want this receipt postmarked, stick the gummed stub on the left portion of the address side of the article, detach and retain the receipt, and mail the article.
4. If you want a return receipt, write the certified-mail number and your name and address on a return receipt card, Form 3811, and attach it to the back of the article by means of the gummed ends. Endorse front of article RETURN RECEIPT REQUESTED. (Fees—10¢ or 35¢.)
5. If you want the article delivered only to the addressee, endorse it on the front DELIVER TO ADDRESSEE ONLY. (Fee—50¢). Place the same endorsement in line 2 of the return receipt card.
6. Save this receipt and present it if you make inquiry.

OPTIONAL SERVICES

Return receipt (10¢ or 35¢)

Deliver to addressee only—50¢

Special delivery

POST OFFICE DEPARTMENT
OFFICIAL BUSINESS

PENALTY FOR PRIVATE USE TO AVOID
PAYMENT OF POSTAGE, \$300

POSTMARK OF
DELIVERING OFFICE

INSTRUCTIONS: Show name and address below and
complete instructions on other side, where applicable.
Moisten gummed ends, attach and hold firmly to back
of article. Print on front of article **RETURN**
RECEIPT REQUESTED.

**RETURN
TO**

VINCENT VESPIA, CITY CLERK
CITY HALL
PROVIDENCE, R.I., 02903

655-16-71548-8

POD Form 3811 Oct. 1965

INSTRUCTIONS TO DELIVERING EMPLOYEE

☐ Show to whom and when delivered ☐ Show to whom, when, and address where delivered ☐ Deliver ONLY to addressee
(Additional charges required for these services)

RECEIPT

Received the numbered article described below.

REGISTERED NO.	SIGNATURE OR NAME OF ADDRESSEE (Must always be filled in)	
CERTIFIED NO.	P.O.	
INSURED NO.	Form No. 3811	
DATE DELIVERED	SIGNED BY ADDRESSEE'S AGENT AND Reg. No. 491	
	SHOW WHERE DELIVERED (only if requested)	

No. 741274

RECEIPT FOR CERTIFIED MAIL—20¢

SENT TO

POSTMARK
OR DATE

PLAINFIELD TRUST COMPANY
TR U/W CHARLES B MATHEWSON
PLAINFIELD N J

13-272-500



July 1965

NOT FOR INTERNATIONAL MAIL

1. Stick postage stamps to your article to pay:

BASIC CHARGES

Certified fee—20¢

Postage (first-class or airmail)

OPTIONAL SERVICES

Return receipt (10¢ or 35¢)

Deliver to addressee only—50¢

Special delivery

2. If you want this receipt postmarked, stick the gummed stub on the left portion of the address side of the article, *leaving the receipt attached*, and present the article at a post office service window or hand it to your rural carrier. (*no extra charge*)
3. If you do not want this receipt postmarked, stick the gummed stub on the left portion of the address side of the article, detach and retain the receipt, and mail the article.
4. If you want a return receipt, write the certified-mail number and your name and address on a return receipt card, Form 3811, and attach it to the back of the article by means of the gummed ends. Endorse front of article **RETURN RECEIPT REQUESTED**. (*Fees—10¢ or 35¢.*)
5. If you want the article delivered only to the addressee, endorse it on the front **DELIVER TO ADDRESSEE ONLY**. (*Fee—50¢.*) Place the same endorsement in line 2 of the return receipt card.
6. Save this receipt and present it if you make inquiry.

POST OFFICE DEPARTMENT
OFFICIAL BUSINESS

PENALTY FOR PRIVATE USE TO AVOID
PAYMENT OF POSTAGE \$300



POSTMARK OF
DELIVERING OFFICE

INSTRUCTIONS: Show name and address below and
complete instructions on other side, where applicable.
Moisten gummed ends, attach and hold firmly to back
of article. Print on front of article **RETURN**
RECEIPT REQUESTED.

**RETURN
TO**

VINCENT VESPIA, CITY CLERK
CITY HALL
PROVIDENCE, R.I., 02903

55-16-71648-8

Oct. 1965

3811 Form

INSTRUCTIONS TO DELIVERING EMPLOYEE

☐ Show to whom and when delivered ☐ Show to whom, when, and address where delivered ☐ Deliver ONLY to addressee
(Additional charges required for these services)

RECEIPT

Received the numbered article described below.

REGISTERED NO. SIGNATURE OR NAME OF ADDRESSEE (Must always be filled in)
1 LAURENCE TRUST STATE NATIONAL B.

CERTIFIED NO. 111 EAST FRONT STREET

INSURED NO. SIGNATURE OF ADDRESSEE'S AGENT, IF ANY
J. P. O. N.

DATE DELIVERED SHOW WHERE DELIVERED (Only if requested)
APR 11 1966

No. 741276


RECEIPT FOR CERTIFIED MAIL—20¢

SENT TO

POSTMARK
OR DATE

EDWARD F MCGARRY
222 WESTMINSTER ST
PROVIDENCE, R. I.

13-399-690



JULY 1965 NOT FOR INTERNATIONAL MAIL

1. Stick postage stamps to your article to pay:
 BASIC CHARGES
 Certified fee—20¢
 Postage (first-class or airmail)
2. If you want this receipt postmarked, stick the gummed stub on the left portion of the address side of the article, *leaving the receipt attached*, and present the article at a post office service window or hand it to your rural carrier. (*no extra charge*)
3. If you do not want this receipt postmarked, stick the gummed stub on the left portion of the address side of the article, detach and retain the receipt, and mail the article.
4. If you want a return receipt, write the certified-mail number and your name and address on a return receipt card, Form 3811, and attach it to the back of the article by means of the gummed ends. Endorse front of article RETURN RECEIPT REQUESTED. (*Fees—10¢ or 3½¢*)
5. If you want the article delivered only to the addressee, endorse it on the front DELIVER TO ADDRESSEE ONLY. (*Fee—50¢*). Place the same endorsement in line 2 of the return receipt card.
6. Save this receipt and present it if you make inquiry.

OPTIONAL SERVICES

Return receipt (10¢ or 35¢)
 Deliver to addressee only—50¢
 Special delivery

POST OFFICE DEPARTMENT
OFFICIAL BUSINESS

PENALTY FOR PRIVATE USE TO AVOID
PAYMENT OF POSTAGE, \$300



INSTRUCTIONS: Show name and address below and
complete instructions on other side, where applicable.
Moisten gummed ends, attach and hold firmly to back
of article. Print on front of article **RETURN**
RECEIPT REQUESTED.

RETURN
TO

VINCENT VESPIA, CITY CLERK
CITY HALL
PROVIDENCE, R.I., 02903

655-16-71548-8

POD Form 3811 Oct. 1965

INSTRUCTIONS TO DELIVERING EMPLOYEE

☐ Show to whom and when delivered ☐ Show to whom, when, and address where delivered ☐ Deliver ONLY to addressee

(Additional charges required for these services)

RECEIPT

Received the numbered article described below.

REGISTERED NO.	SIGNATURE OR NAME OF ADDRESSEE (<i>Must always be filled in</i>)	
CERTIFIED NO.	1	2
INSURED NO.	SIGNATURE OF ADDRESSEE'S AGENT, IF ANY	


DATE DELIVERED	SHOW WHERE DELIVERED (<i>only if requested</i>)
4-6-68	

REGISTERED MAIL—20¢

POSTMARK
OR DATE

ANANIA CORPORATION
100 INDIA ST
PROVIDENCE, R. I.

13-289-320



July 1965

NOT FOR INTERNATIONAL MAIL

Postage stamps to your article to pay:

CHARGES

and fee—20¢

(first-class or airmail)

OPTIONAL SERVICES

Return receipt (10¢ or 35¢)

Deliver to addressee only—50¢

Special delivery

At this receipt postmarked, stick the gummed stub on the left portion of the article, *leaving the receipt attached*, and present the article at a post office or hand it to your rural carrier. (*no extra charge*)

At this receipt postmarked, stick the gummed stub on the left portion of article, detach and retain the receipt, and mail the article.

At this receipt postmarked, write the certified-mail number and your name and address on it, and attach it to the back of the article by means of the gummed

RETURN RECEIPT REQUESTED. (*Fees—10¢ or 35¢.*)

RETURN RECEIPT REQUESTED. (*Fees—10¢ or 35¢.*)

only. At this receipt, endorse it on the front **DELIVER TO**

the same endorsement in line 2 of the return receipt

inquiry.

POST OFFICE DEPARTMENT
OFFICIAL BUSINESS

POSTMARK OF
DELIVERING OFFICE

INSTRUCTIONS: Show name and address below and complete instructions on other side, where applicable. Moistened gummed ends, attach and hold firmly to back of article. Print on front of article **RETURN RECEIPT REQUESTED.**

RETURN TO

VINCENT VESPIA, CITY CLERK
CITY HALL
PROVIDENCE, R.I., 02903

055-16-71548-8

POD Form 3811 Oct. 1965

INSTRUCTIONS TO DELIVERING EMPLOYEE

☐ Show to whom and when delivered ☐ Show to whom, when, and address where delivered ☐ Deliver ONLY to addressee
(Additional charges required for these services)

RECEIPT

Received the numbered article described below

REGISTERED NO. SIGNATURE OR NAME OF ADDRESSEE

CERTIFIED NO.

INSURED NO.

SIGNATURE OF ADDRESSEE'S AGENT

DATE DELIVERED

SHOW WHERE DELIVERED (only if requested)

1. Stick posted in address window

BASIC Certified Postage

2. If you want address side of the service window

3. If you do not want the address side of the return receipt card, For a return receipt card, For ends. Endorse front of

4. If you want the article

5. ADDRESS ONLY card.

6. Save this receipt and

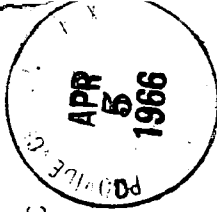
No. 741277

RECEIPT FOR CERTIFIED MAIL—20¢

SENT TO

POSTMARK
OR DATE

JOHN J MCHALE AND SONS INC
101 FERRIS ST
PAWT R I



13-435-390

July 1965

NOT FOR INTERNATIONAL MAIL

1. Stick postage stamps to your article to pay:
 BASIC CHARGES
 Certified fee—20¢
 Postage (first-class or airmail)
2. If you want this receipt postmarked, stick the gummed stub on the left portion of the address side of the article, *leaving the receipt attached*, and present the article at a post office service window or hand it to your rural carrier. (no extra charge)
3. If you do not want this receipt postmarked, stick the gummed stub on the left portion of the address side of the article, detach and retain the receipt and mail the article.
4. If you want a return receipt, write the certified-mail number and your name and address on a return receipt card, Form 3811, and attach it to the back of the article by means of the gummed ends. Endorse front of article RETURN RECEIPT REQUESTED. (Fees—10¢ or 35¢.)
5. If you want the article delivered only to the addressee, endorse it on the front DELIVER TO ADDRESSEE ONLY. (Fee—50¢). Place the same endorsement in line 2 of the return receipt card.
6. Save this receipt and present it if you make inquiry.

OPTIONAL SERVICES

Return receipt (10¢ or 35¢)
 Deliver to addressee only—50¢
 Special delivery

POST OFFICE DEPARTMENT
OFFICIAL BUSINESS

PENALTY FOR PRIVATE USE TO AVOID
PAYMENT OF POSTAGE \$300

POSTMARK OF
DELIVERING OFFICE

INSTRUCTIONS: Show name and address below and
complete instructions on other side, where applicable.
Moisten gummed ends, attach and hold firmly to back
of article. Print on front of article **RETURN**
RECEIPT REQUESTED.

RETURN
TO

VINCENT VESPIA, CITY CLERK
CITY HALL
PROVIDENCE, R.I., 02903

PS-16-71248-8

Pod Form 3811 Oct. 1965

INSTRUCTIONS

<input type="checkbox"/> Show to whom and when delivered	<input type="checkbox"/> Show to whom, when, and address where delivered	<input type="checkbox"/> Deliver ONLY to addressee
(Additional charges required for these services)		

RECEIPT

Received the numbered article described below.


REGISTERED NO.	SIGNATURE OR NAME OF ADDRESSEE (Must always be filled in)	
	1	2
CERTIFIED NO.	J. J. Neff & Sons	
741277	SIGNATURE OF ADDRESSEE'S AGENT, IF ANY	
INSURED NO.	Thomas J. Neff	

DATE DELIVERED	SHOW WHERE DELIVERED (Only if requested)
APR 7-1966	

ACCOUNT NUMBER	PLAT	LOT	LAND VALUATION	BUILDING VALUATION	TOTAL VALUATION	BLDGS. AS P/P	AREA CODE	GRAND TOTAL	SPECIAL TAX	INSTALLMENT PER YR FOR 25YRS
MARY C MCCLAREN 2 PLANTATION ST WARWICK R I										
13-468-000	10	620	11,540	15,400	26,940		1	26,940	363.69	14.54
JOSEPH L MCPARTLAND AND JAS T MCPARTLAND 482 VALLEY ST										
13-504-405	66	164	640	4,000	4,640		1	4,640	62.64	2.50
GIOVANNI MELINO 199 ACADEMY AVE										
13-546-610	33	529	610	7,470	8,080		1	8,080	109.08	4.36
MERCHANTS COLD STORAGE AND WAREHOUSE COMPANY 160 KINSLEY AVE										
13-568-100	26	117	26,730		26,730		0			
13-568-100	26	201	149,240	533,200	682,440		0			
13-568-100	26	333	24,940	3,780	28,720		1	737,890	9,961.52	398.46
MERIT OIL COMPANY 2227 BRYN MAWR AVE CAMBRIDGE MASS										
13-574-000	21	298	54,540	16,760	71,300		0	71,300	962.55	38.50
MIBROS REALTY INC 165 CEDAR ST										
13-597-684	27	91	6,300		6,300		1	6,300	85.05	3.40
MICHAEL MARTIN REALTY CORP 65 CLIFFORD ST										
13-598-985	20	318	17,040	25,580	42,620		0	42,620	575.37	23.01

No. 741284

RECEIPT FOR CERTIFIED MAIL—20¢	
SENT TO	POSTMARK OR DATE
MICHAEL MARTIN REALTY CORP 65 CLIFFORD ST PROVIDENCE, R. I.	
13-598-985	
JULY 1965	
NOT FOR INTERNATIONAL MAIL	



1. Stick postage stamps to your article to pay:

BASIC CHARGES

Certified fee—20¢

Postage (first-class or airmail)

OPTIONAL SERVICES

Return receipt (10¢ or 35¢)

Deliver to addressee only—50¢

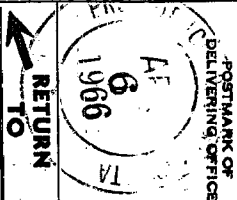
Special delivery

2. If you want this receipt postmarked, stick the gummed stub on the left portion of the address side of the article, *leaving the receipt attached*, and present the article at a post office service window or hand it to your rural carrier. (*no extra charge*)
3. If you do not want this receipt postmarked, stick the gummed stub on the left portion of the address side of the article, detach and retain the receipt, and mail the article.
4. If you want a return receipt, write the certified-mail number and your name and address on a return receipt card, Form 3811, and attach it to the back of the article by means of the gummed ends. Endorse front of article RETURN RECEIPT REQUESTED. (*Fees—10¢ or 35¢*)
5. If you want the article delivered only to the addressee, endorse it on the front DELIVER TO ADDRESSEE ONLY. (*Fee—50¢*). Place the same endorsement in line 2 of the return receipt card.
6. Save this receipt and present it if you make inquiry.

POST OFFICE DEPARTMENT
OFFICIAL BUSINESS

PENALTY FOR PRIVATE USE TO AVOID
PAYMENT OF POSTAGE, \$300.

INSTRUCTIONS: Show name and address below and
complete instructions on other side, where applicable.
Moisten gummed ends, attach and hold firmly to back
of article. Print on front of article RETURN
RECEIPT REQUESTED.



VINCENT VESPIA, CITY CLERK
CITY HALL
PROVIDENCE, R.I., 02903

INSTRUCTIONS TO DELIVERING EMPLOYEE

☐ Show to whom and when delivered ☐ Show to whom, when, and address where delivered ☐ Deliver ONLY to addressee
(Additional charges required for these services)

RECEIPT

Received the numbered article described below.

REGISTERED NO.

SIGNATURE OR NAME OF ADDRESSEE (Must always be filled in)

CERTIFIED NO.

741284

INSURED NO.

DATE DELIVERED

4/6/66

SHOW WHERE DELIVERED (only if requested)

Signature of Addressee's Agent, if any

W. A. Carr

No. 741278

RECEIPT FOR CERTIFIED MAIL—20¢

SENT TO

POSTMARK
OR DATE

MARY C MCLAREN
2 PLANTATION ST
WARWICK R I

13-468-000

July 1965

NOT FOR RETURN



1. Stick postage stamps to your article to pay:

BASIC CHARGES

Certified fee—20¢

Postage (first-class or airmail)

OPTIONAL SERVICES

Return receipt (10¢ or 35¢)

Deliver to addressee only—50¢

Special delivery

2. If you want, this receipt postmarked, stick the gummed stub on the left portion of the address side of the article, *leaving the receipt attached*, and present the article at a post office service window or hand it to your rural carrier. *(no extra charge)*
 3. If you do not want this receipt postmarked, stick the gummed stub on the left portion of the address side of the article, detach and retain the receipt, and mail the article.
 4. If you want a return receipt, write the certified-mail number and your name and address on a return receipt card, Form 3811, and attach it to the back of the article by means of the gummed ends. Endorse front of article RETURN RECEIPT REQUESTED. *(Fees—10¢ or 35¢)*
 5. If you want the article delivered only to the addressee, endorse it on the front DELIVER TO ADDRESSEE ONLY. *(Fee—50¢)*. Place the same endorsement in line 2 of the return receipt card.
- Save this receipt and present it if you make inquiry.

POST OFFICE DEPARTMENT
OFFICIAL BUSINESS

PENALTY FOR PRIVATE USE TO AVOID
PAYMENT OF POSTAGE \$300

POSTMARK OF
DELIVERING OFFICE

INSTRUCTIONS: Show name and address below and complete instructions on other side, where applicable. Moistened gummed ends, attach and hold firmly to back of article. Print on front of article RETURN RECEIPT REQUESTED.

APR 2 1966
R. I.
RETURN
TO


VINCENT VESPIA, CITY CLERK
CITY HALL
PROVIDENCE, R.I., 02903

INSTRUCTIONS TO DELIVERY EMPLOYEE

☐ Show to whom and when delivered ☐ Show to whom, when, and address where delivered ☐ Deliver ONLY to addressee
(Additional charges required for these services)

RECEIPT

Received the numbered article described below.

REGISTERED NO.	SIGNATURE OR NAME OF ADDRESSEE (Must always be filed in)	
CERTIFIED NO.	1	
INSURED NO.	2	
DATE DELIVERED	SHOW WHERE DELIVERED (only if requested)	
4-7-66		

No. 741279

PT FOR CERTIFIED MAIL—20¢

POSTMARK
OR DATE

JOSEPH L MCPARTLAND AND
JAS T MCPARTLAND
482 VALLEY ST
PROVIDENCE, R. I.

13-504-405

July 1965

NOT FOR INTERNATIONAL MAIL



1. Stick postage stamps to your article to pay:

BASIC CHARGES

Certified fee—20¢

Postage (first-class or airmail)

OPTIONAL SERVICES

Return receipt (10¢ or 35¢)

Deliver to addressee only—50¢


Special delivery

2. If you want this receipt postmarked, stick the gummed stub on the left portion of the address side of the article, *leaving the receipt attached*, and present the article at a post office service window or hand it to your rural carrier. *(no extra charge)*
3. If you do not want this receipt postmarked, stick the gummed stub on the left portion of the address side of the article, detach and retain the receipt, and mail the article.
4. If you want a return receipt, write the certified-mail number and your name and address on a return receipt card, Form 3811, and attach it to the back of the article by means of the gummed ends. Endorse front of article **RETURN RECEIPT REQUESTED**. *(Fees—10¢ or 35¢.)*
5. If you want the article delivered only to the addressee, endorse it on the front **DELIVER TO ADDRESSEE ONLY**. *(Fee—50¢.)* Place the same endorsement in line 2 of the return receipt
6. and present it if you make inquiry.

POST OFFICE DEPARTMENT
OFFICIAL BUSINESS

PENALTY FOR PRIVATE USE TO AVOID
PAYMENT OF POSTAGE, \$300

INSTRUCTIONS: Show name and address below and
complete instructions on other side, where applicable.
Moisten gummed ends, attach and hold firmly to back
of article. Print on front of article RETURN
RECEIPT REQUESTED.



VINCENT VESPIA, CITY CLERK
CITY HALL
PROVIDENCE, R.I., 02903

INSTRUCTIONS TO DELIVERING EMPLOYEE			
<input type="checkbox"/>	Show to whom and when delivered	<input type="checkbox"/>	Show to whom, when, and address where delivered
		<input type="checkbox"/>	Deliver ONLY to addressee
(Additional charges required for these services)			

RECEIPT

Received the numbered article described below.

REGISTERED NO.	SIGNATURE OR NAME OF ADDRESSEE (Must always be filled in)		
CERTIFIED NO. 741279	1	Joseph McPortland SIGNATURE OF ADDRESSEE'S AGENT, IF ANY	
INSURED NO.	2		
DATE DELIVERED 4-6-68	SHOW WHERE DELIVERED (only if requested)		

No. 741280

RECEIPT FOR CERTIFIED MAIL—20¢

SENT TO

POSTMARK
OR DATE

GIOVANNI MELINO
199 ACADEMY AVE
PROVIDENCE, R. I.

13-546-610



July 1965

NOT FOR INTERNATIONAL MAIL

1. Stick postage stamps to your article to pay:

BASIC CHARGES

Certified fee—20¢

Postage (first-class or airmail)

OPTIONAL SERVICES

Return receipt (10¢ or 35¢)

Deliver to addressee only—50¢

Special delivery

2. If you want this receipt, postmarked, stick the gummed stub on the left portion of the address side of the article, *leaving the receipt attached*, and present the article at a post office service window or hand it to your rural carrier. *(no extra charge)*
3. If you do not want this receipt, postmarked, stick the gummed stub on the left portion of the address side of the article, detach and retain the receipt, and mail the article.
4. If you want a return receipt, write the certified-mail number and your name and address on a return receipt card, Form 3811, and attach it to the back of the article by means of the gummed ends. Endorse front of article RETURN RECEIPT REQUESTED. *(Fees—10¢ or 35¢)*
5. If you want the article delivered only to the addressee, endorse it on the front DELIVER TO ADDRESSEE ONLY. *(Fee—50¢)*. Place the same endorsement in line 2 of the return receipt card.
6. Save this receipt and present it if you make inquiry.

POST OFFICE DEPARTMENT
OFFICIAL BUSINESS

PENALTY FOR PRIVATE USE TO AVOID
PAYMENT OF POSTAGE, \$300

POSTMARK OF
DELIVERING OFFICE

1966

INSTRUCTIONS: Show name and address below and complete instructions on other side, where applicable. Moistened gummed ends, attach and hold firmly to back of article. Print on front of article RETURN RECEIPT REQUESTED.

RETURN
TO

VINCENT VESPINA, CITY CLERK
CITY HALL
PROVIDENCE, R.I., 02903

INSTRUCTIONS TO DELIVERING EMPLOYEE

☐ Show to whom and when delivered ☐ Show to whom, when, and address where delivered ☐ Deliver ONLY to addressee
(Additional charges required for these services)

RECEIPT

Received the numbered article described below.

REGISTERED NO.

SIGNATURE OR NAME OF ADDRESSEE (Must always be filled in)

CERTIFIED NO.

741280

INSURED NO.


Nato M. L...
SIGNATURE OF ADDRESSEE OR AGENT, IF ANY

DATE DELIVERED

APR 9 1966

SHOW WHERE DELIVERED (only if requested)

No. 741281

RECEIPT FOR CERTIFIED MAIL—20¢	
SENT TO	POSTMARK OR DATE
MERCHANTS COLD STORAGE AND WAREHOUSE COMPANY 160 KINSLEY AVE PROVIDENCE, R. I.	
13-568-100	
	

1. Stick postage stamps to your article to pay:

BASIC CHARGES

Certified fee—20¢

Postage (first-class or airmail)

OPTIONAL SERVICES

Return receipt (10¢ or 35¢)

Deliver to addressee only—50¢

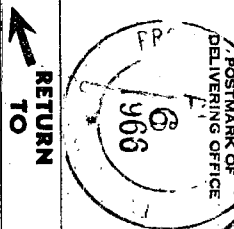
Special delivery

2. If you want this receipt postmarked, stick the gummed stub on the left portion of the address side of the article, *leaving the receipt attached*, and present the article at a post office service window or hand it to your rural carrier. (*no extra charge*).
3. If you do not want this receipt postmarked, stick the gummed stub on the left portion of the address side of the article, detach and retain the receipt, and mail the article.
4. If you want a return receipt, write the certified-mail number and your name and address on a return receipt card, Form 3811, and attach it to the back of the article by means of the gummed ends. Endorse front of article RETURN RECEIPT REQUESTED. (*Fees—10¢ or 35¢*).
5. If you want the article delivered only to the addressee, endorse it on the front DELIVER TO ADDRESSEE ONLY. (*Fee—50¢*). Place the same endorsement in line 2 of the return receipt card.
6. Save this receipt and present it if you make inquiry.

POST OFFICE DEPARTMENT
OFFICIAL BUSINESS

PENALTY FOR PRIVATE USE TO AVOID
PAYMENT OF POSTAGE \$300

INSTRUCTIONS: Show name and address below and complete instructions on other side, where applicable. Moisten gummed ends, attach and hold firmly to back of article. Print on front of article RETURN RECEIPT REQUESTED.



VINCENT VESPINA, CITY CLERK
CITY HALL
PROVIDENCE, R.I., 02903

INSTRUCTIONS TO DELIVERING EMPLOYEE

☐ Show to whom and when delivered ☐ Show to whom, when, and address where delivered ☐ Deliver ONLY to addressee
(Additional charges required for these services)


RECEIPT

Received the numbered article described below.

REGISTERED NO.	SIGNATURE OR NAME OF ADDRESSEE <i>(Must always be filled in)</i>	
CERTIFIED NO. 741281	1	<i>M. C. [Signature]</i>
INSURED NO.	2	SIGNATURE OF ADDRESSEE'S AGENT, IF ANY <i>[Signature]</i>
DATE DELIVERED 4-6-68	SHOW WHERE DELIVERED <i>(only if requested)</i> <i>[Signature]</i>	

No. 741282

RECEIPT FOR CERTIFIED MAIL—20¢	
SENT TO	POSTMARK OR DATE
MERIT OIL COMPANY 2227 BRYN MAWR AVE CAMBRIDGE MASS	
13-574-000	
JULY 1965	
NOT FOR INTERNATIONAL MAIL	



1. Stick postage stamps to your article to pay:

BASIC CHARGES

Certified fee—20¢

Postage (first-class or airmail)

OPTIONAL SERVICES

Return receipt (10¢ or 35¢)

Deliver to addressee only—50¢

Special delivery

2. If you want this receipt postmarked, stick the gummed stub on the left portion of the address side of the article, *leaving the receipt attached*, and present the article at a post office service window or hand it to your rural carrier. (no extra charge)
3. If you do not want this receipt postmarked, stick the gummed stub on the left portion of the address side of the article, detach and retain the receipt, and mail the article.
4. If you want a return receipt, write the certified-mail number and your name and address on a return receipt card, Form 3811, and attach it to the back of the article by means of the gummed ends. Endorse front of article RETURN RECEIPT REQUESTED. (Fees—10¢ or 35¢.)
5. If you want the article delivered only to the addressee, endorse it on the front DELIVER TO ADDRESSEE ONLY. (Fee—50¢). Place the same endorsement in line 2 of the return receipt card.
6. Save this receipt and present it if you make inquiry.

POST OFFICE DEPARTMENT
OFFICIAL BUSINESS

PENALTY FOR PRIVATE USE TO AVOID
PAYMENT OF POSTAGE \$300

POSTMARK OR
DELIVERING OFFICE

APR
13
1966

RETURN
TO

INSTRUCTIONS: Show name and address below and
complete instructions on other side, where applicable.
Moisten gummed ends, attach and hold firmly to back
of article. Print on front of article RETURN
RECEIPT REQUESTED.

VINCENT VESPIA, CITY CLERK
CITY HALL
PROVIDENCE, R.I., 02903

INSTRUCTIONS TO DELIVERING EMPLOYEE

☐ Show to whom and ☐ Show to whom, when, and ☐ Deliver ONLY
when delivered address where delivered to addressee
(Additional charges required for these services)

RECEIPT

Received the numbered article described below.

REGISTERED NO.	SIGNATURE OR NAME OF ADDRESSEE (Must always be filled in)	
CERTIFIED NO.	1	SIGNATURE OF ADDRESSEE'S AGENT, IF ANY
INSURED NO.	2	
DATE DELIVERED	SHOW WHERE DELIVERED (only if requested)	

4-13-66

A. M. Oja

6. Safe

No. 741283


RECEIPT FOR CERTIFIED MAIL—20¢

SENT TO

POSTMARK
OR DATE

MIBROS REALTY INC
165 CEDAR ST
PROVIDENCE, R. I.

13-597-684



FD-36 (Rev. 7-16-65) NOT FOR INTERNATIONAL MAIL

1. Stick postage stamps to your article to pay:

BASIC CHARGES

Certified fee—20¢

Postage (first-class or airmail)

OPTIONAL SERVICES

Return receipt (10¢ or 35¢)

Delivery to addressee only—50¢

Special delivery

2. If you want this receipt postmarked, stick the gummed stub on the left portion of the address side of the article, *leaving the receipt attached*, and present the article at a post office service window or hand it to your rural carrier. (*no extra charge*)
3. If you do not want this receipt postmarked, stick the gummed stub on the left portion of the address side of the article, detach and retain the receipt, and mail the article.
4. If you want a return receipt, write the certified-mail number and your name and address on a return receipt card, Form 3811, and attach it to the back of the article by means of the gummed ends. Endorse front of article **RETURN RECEIPT REQUESTED**. (*Fees—10¢ or 35¢*).
5. If you want the article delivered only to the addressee, endorse it on the front **DELIVER TO ADDRESSEE ONLY**. (*Fees—50¢*). Place the same endorsement in line 2 of the return receipt card.

Stick this receipt and present it if you make inquiry.

POST OFFICE DEPARTMENT
OFFICIAL BUSINESS

PENALTY FOR PRIVATE USE TO AVOID
PAYMENT OF POSTAGE \$300



INSTRUCTIONS: Show name and address below and
complete instructions on other side, where applicable.
Moisten gummed ends, attach and hold firmly to back
of article. Print on front of article RETURN
RECEIPT REQUESTED.

RETURN
TO

VINCENT VESPIA, CITY CLERK
CITY HALL
PROVIDENCE, R.I., 02903

INSTRUCTIONS TO DELIVERING UNIT

☐ Show to whom and when delivered ☐ Show to whom, when, and address where delivered ☐ Deliver ONLY to addressee
(Additional charges required for these services)

RECEIPT

Received the numbered article described below.

REGISTERED NO.	SIGNATURE OR NAME OF ADDRESSEE (Must always be filled in)	
CERTIFIED NO.	1	<i>Paulino P. Santiago Jr.</i>
INSURED NO.	2	<i>P. de Villalobos</i>
DATE DELIVERED	SHOW WHERE DELIVERED (only if requested)	
<i>9/16/68</i>		

ACCOUNT NUMBER	PLAT	LOT	LAND VALUATION	BUILDING VALUATION	TOTAL VALUATION	BLDGS. AS P/P	AREA CODE	GRAND TOTAL	SPECIAL TAX	INSTALLMENT PER YR FOR 25YRS
CHARLES M MONAHAN 36 POCONO DRIVE WARWICK R J	13-685-400	62 397	11,810	20,580	32,390		1	32,390	437.27	17.49
MONTAQUILA REALTY INC 38 PL VALLEY PKWY	13-698-000	27 46	6,270	3,170	9,440		1			
	13-698-000	27 76	9,160	30,010	39,170		1	48,610	656.24	26.24
ROBERT MONTGOMERY 50 TUXEDO AVE	13-705-500	33 392	610	4,470	5,080		0	5,080	68.58	2.74
JOHN H MORAN 389 RIVER AVE	13-729-785	65 105	930	4,380	5,310		0	5,310	71.69	2.86
JOSEPH MORETTI AND WF MARGARET 45 ACADEMY AVE	13-740-966	65 165	1,010		1,010		0			
	13-740-966	65 650	1,010	7,240	8,250		0	9,260	125.01	5.00
GEORGE MORIN AND WF EVA 38 DESOTO ST	13-750-696	33 336	850	4,320	5,170		1	5,170	69.80	2.79
MORTGAGE GUARANTEE REALTY CO 85 WESTMINSTER ST	13-770-000	20 28	102,500	116,850	219,350		0	219,350	2,961.23	118.44
ELIZABETH A MURPHY 388 VALLEY ST	13-825-580	65 835	1,060	2,260	3,320		0	3,320	44.82	1.79

No. 741293

RECEIPT FOR CERTIFIED MAIL—20¢

SENT TO

POSTMARK
OR DATE

ELIZABETH A MURPHY
388 VALLEY ST
PROVIDENCE, R. I.

13-825-580



July 1965

NOT FOR INTERNATIONAL MAIL

1. Stick postage stamps to your article to pay:
 BASIC CHARGES
 Certified fee—20¢
 Postage (first-class or airmail)
2. If you want this receipt postmarked, stick the gummed stub on the left portion of the address side of the article, *leaving the receipt attached*, and present the article at a post office service window or hand it to your rural carrier. (no extra charge)
3. If you do not want this receipt postmarked, stick the gummed stub on the left portion of the address side of the article, detach and retain the receipt, and mail the article.
4. If you want a return receipt, write the certified-mail number and your name and address on a return receipt card, Form 3811, and attach it to the back of the article by means of the gummed ends. Endorse front of article RETURN RECEIPT REQUESTED. (Fees—10¢ or 35¢)
5. If you want the article delivered only to the addressee, endorse it on the front DELIVER TO ADDRESSEE ONLY. (Fee—50¢). Place the same endorsement in line 2 of the return receipt card.
6. Save this receipt and present it if you make inquiry.

OPTIONAL SERVICES


Return receipt (10¢ or 35¢)

Deliver to addressee only—50¢

Special delivery

POST OFFICE DEPARTMENT
OFFICIAL BUSINESS

PENALTY FOR PRIVATE USE TO AVOID
PAYMENT OF POSTAGE-338



INSTRUCTIONS: Show name and address below and
complete instructions on other side, where applicable.
Moisten gummed ends, attach and hold firmly to back
of article. Print on front of article RETURN
RECEIPT REQUESTED.

RETURN
TO

VINCENT VESPIA, CITY CLERK
CITY HALL
PROVIDENCE, R.I., 02903

65-16-71248-8

POD Form 3811 Oct. 1965

<input type="checkbox"/> Show to whom and when delivered	<input type="checkbox"/> Show to whom, when, and address where delivered	<input type="checkbox"/> Deliver ONLY to addressee
(Additional charges required for these services)		

RECEIPT

Received the numbered article described below.

REGISTERED NO.	SIGNATURE OR NAME OF ADDRESSEE (Must always be filled in)	
CERTIFIED NO. 741293	1	2
INSURED NO.	SIGNATURE OF ADDRESSEE'S AGENT, IF ANY	
DATE DELIVERED 4/6/65	SHOW WHERE DELIVERED (only if requested)	

RECEIPT FOR CERTIFIED MAIL—20¢

SENT TO

POSTMARK
OR DATE

No. 741286

CHARLES M MONAHAN
36 POCONO DRIVE
WARWICK R I

13-685-400



NOT FOR INTER-OFFICE USE

1. Stick postage stamps to your article to pay:
 BASIC CHARGES
 Certified fee—20¢
 Postage (first-class or airmail)
2. If you want this receipt postmarked, stick the gummed stub on the left portion of the address side of the article, *leaving the receipt attached*, and present the article at a post office service window or hand it to your rural carrier. (*no extra charge*)
3. If you do not want this receipt postmarked, stick the gummed stub on the left portion of the address side of the article, detach and retain the receipt, and mail the article.
4. If you want a return receipt, write the certified-mail number and your name and address on a return receipt card, Form 3811, and attach it to the back of the article by means of the gummed ends. Endorse front of article RETURN RECEIPT REQUESTED. (*Fees—10¢ or 35¢.*)
5. If you want the article delivered only to the addressee, endorse it on the front DELIVER TO ADDRESSEE ONLY. (*Fee—50¢.*) Place the same endorsement in line 2 of the return receipt card.
6. Save this receipt and present it if you make inquiry.

OPTIONAL SERVICES

Return receipt (10¢ or 35¢)
 Deliver to addressee only—50¢
 Special delivery

POST OFFICE DEPARTMENT
OFFICIAL BUSINESS

PENALTY FOR PRIVATE USE TO AVOID
PAYMENT OF POSTAGE \$300

POSTMARK OF
DELIVERING OFFICE

INSTRUCTIONS: Show name and address below and
complete instructions on other side, where applicable.
Moisten gummed ends, attach and hold firmly to back
of article. Print on front of article **RETURN**
RECEIPT REQUESTED.

RETURN
TO

VINCENT VESPIA, CITY CLERK
CITY HALL
PROVIDENCE, R.I., 02903

INSTRUCTIONS TO POSTMASTER-EMPLOYEE

☐ Show to whom and when delivered ☐ Show to whom, when, and address where delivered ☐ Deliver ONLY to addressee (Additional charges required for these services)

RECEIPT

Received the numbered article described below.

REGISTERED NO.	SIGNATURE OR NAME OF ADDRESSEE (Must always be filled in)	
CERTIFIED NO.	1	SIGNATURE OF ADDRESSEE'S AGENT, IF ANY
INSURED NO.	2	
DATE DELIVERED	SHOW WHERE DELIVERED (only if requested)	

No. 741287

RECEIPT FOR CERTIFIED MAIL—20¢

SENT TO

POSTMARK
OR DATE

MONTAQUILA REALTY INC
38 PL VALLEY PKWY
PROVIDENCE, R. I.

13-698-000



POD Form 3800 NO INSURANCE
July 1965 NOT FOR INTERNATIONAL MAIL

1. Stick postage stamps to your article to pay:
 BASIC CHARGES
 Certified fee—20¢
 Postage (first-class or airmail)
2. If you want this receipt postmarked, stick the gummed stub on the left portion of the address side of the article, *leaving the receipt attached*; and present the article at a post office service window or hand it to your rural carrier. *(no extra charge)*
3. If you do not want this receipt postmarked, stick the gummed stub on the left portion of the address side of the article, detach and retain the receipt, and mail the article.
4. If you want a return receipt, write the certified-mail number and your name and address on a return receipt card, Form 3811, and attach it to the back of the article by means of the gummed ends. Endorse front of article RETURN RECEIPT REQUESTED. *(Fee—10¢ or 35¢.)*
5. If you want the article delivered only to the addressee, endorse it on the front DELIVER TO ADDRESSEE ONLY. *(Fee—50¢.)* Place the same endorsement in line 7 of the return receipt card.
6. Save this receipt and present it if you make inquiry.

OPTIONAL SERVICES

Return receipt (10¢ or 35¢)
 Deliver to addressee only—50¢
 Special delivery

POST OFFICE DEPARTMENT
OFFICIAL BUSINESS

PENALTY FOR PRIVATE USE TO AVOID
PAYMENT OF POSTAGE, \$300

INSTRUCTIONS: Show name and address below and
complete instructions on other side, where applicable.
Moisten gummed ends, attach and hold firmly to back
of article. Print on front of article **RETURN**
of article. **RECEIPT REQUESTED.**

POSTMARK OF
DELIVERING OFFICE

 **RETURN
TO**

VINCENT VESPIA, CITY CLERK
CITY HALL
PROVIDENCE, R.I., 02903

INSTRUCTIONS TO DELIVERING EMPLOYEE
☐ Show to whom and when delivered
☐ Show to whom, when, and address where delivered ☐ Deliver ONLY to addressee
(Additional charges required for these services)

RECEIPT

Received the numbered article described below.

REGISTERED NO. SIGNATURE OR NAME OF ADDRESSEE (Must always be filled in)

CERTIFIED NO. 7411287
INSURED NO. 4-7-66

SIGNATURE OF ADDRESSEE'S AGENT, IF ANY

James V. Vica

SHOW WHERE DELIVERED (only if requested)

No. 741288

RECEIPT FOR CERTIFIED MAIL—20¢

SENT TO

POSTMARK
OR DATE

ROBERT MONTGOMERY
50 TUXEDO AVE
PROVIDENCE, R. I.



13-705-500

July 1965

NOT FOR RETURN TO SENDER

1. Stick postage stamps to your article to pay:

BASIC CHARGES

Certified fee—20¢

Postage (first-class or airmail)

OPTIONAL SERVICES

Return receipt (10¢ or 35¢)

Deliver to addressee only—50¢

Special delivery

2. If you want this receipt postmarked, stick the gummed stub on the left portion of the address side of the article, *leaving the receipt attached*, and present the article at a post office service window or hand it to your rural carrier. (*no extra charge*)
3. If you do not want this receipt postmarked, stick the gummed stub on the left portion of the address side of the article, detach and retain the receipt, and mail the article.
4. If you want a return receipt, write the certified-mail number and your name and address on a return receipt card, Form 3811, and attach it to the back of the article by means of the gummed ends. Endorse front of article **RETURN RECEIPT REQUESTED**. (*Fees—10¢ or 35¢.*)
5. If you want the article delivered only to the addressee, endorse it on the front **DELIVER TO ADDRESSEE ONLY**. (*Fee—50¢.*) Place the same endorsement in line 2 of the return receipt card.
6. Save this receipt and present it if you make inquiry.

POST OFFICE DEPARTMENT
OFFICIAL BUSINESS

PENALTY FOR PRIVATE USE TO AVOID
PAYMENT OF POSTAGE, \$300

POSTMARK OF
DELIVERING OFFICE

INSTRUCTIONS: Show name and address below and
complete instructions on other side, where applicable.
Moisten gummed ends, attach and hold firmly to back
of article. Print on front of article. **RETURN**
RECEIPT REQUESTED.

RETURN
TO

VINCENT VESPIA, CITY CLERK
CITY HALL
PROVIDENCE, R.I., 02903

55-16-71548-8

POD Form 3811 Oct. 1965

INSTRUCTIONS TO DELIVERING EMPLOYEE

☐ Show to whom and when delivered ☐ Show to whom, when, and address where delivered ☐ Deliver ONLY to addressee
(Additional charges required for these services)

RECEIPT

Received the numbered article described below.

REGISTERED NO.	SIGNATURE OR NAME OF ADDRESSEE (Must always be filled in)	
CERTIFIED NO. 741288	1	2
INSURED NO.	SIGNATURE OF ADDRESSEE'S AGENT, IF ANY	
DATE DELIVERED 4/6/66	SHOW WHERE DELIVERED (only if requested)	

No. 741289


RECEIPT FOR CERTIFIED MAIL—20¢

SENT TO

POSTMARK
OR DATE

JOHN H MORAN
389 RIVER AVE
PROVIDENCE, R. I.

13-729-785



JULY 1963

NOT FOR INTERSTATE MAIL

1. Stick postage stamps to your article to pay:

BASIC CHARGES

Certified fee—20¢

Postage (first-class or airmail)

OPTIONAL SERVICES

Return receipt (10¢ or 35¢)

Deliver to addressee only—50¢

Special delivery

2. If you want this receipt postmarked, stick the gummed stub on the left portion of the address side of the article, *leaving the receipt attached*, and present the article at a post office service window or hand it to your rural carrier. (*no extra charge*)
3. If you do not want this receipt postmarked, stick the gummed stub on the left portion of the address side of the article, detach and retain the receipt, and mail the article.
4. If you want a return receipt, write the certified-mail number and your name and address on a return receipt card, Form 3811, and attach it to the back of the article by means of the gummed ends. Endorse front of article **RETURN RECEIPT REQUESTED**. (*Fees—10¢ or 35¢.*)
5. If you want the article delivered only to the addressee, endorse it on the front **DELIVER TO ADDRESSEE ONLY**. (*Fee—50¢*). Place the same endorsement in line 2 of the return receipt card.
6. Save this receipt and present it if you make inquiry.

POST OFFICE DEPARTMENT
OFFICIAL BUSINESS

PENALTY FOR PRIVATE USE TO AVOID
PAYMENT OF POSTAGE, 200



INSTRUCTIONS: Show name and address below and
complete instructions on other side, where applicable.
Moisten gummed ends, attach and hold firmly to back
of article. Print on front of article **RETURN**
RECEIPT REQUESTED.

← **RETURN**
TO

VINCENT VESPIA, CITY CLERK
CITY HALL
PROVIDENCE, R.I., 02903

055-18-71548-8

P-1, 1965

POD Form 3811

INSTRUCTIONS TO DELIVERING EMPLOYEE

☐ Show to whom and when delivered
☐ Show to whom, when, and address where delivered to addressee
(Additional charges required for these services)

RECEIPT

Received the numbered article described below.

REGISTERED NO.

SIGNATURE OR NAME OF ADDRESSEE (Must always be filled in)

CERTIFIED NO.

741289

INSURED NO.

SIGNATURE OF ADDRESSEE'S AGENT, IF ANY

DATE DELIVERED

SHOW WHERE DELIVERED (only if requested)

APR 7 1968

POST OFFICE DEPARTMENT
OFFICIAL BUSINESS

PENALTY FOR PRIVATE
PAYMENT OF POSTAGE

POSTMAN
DELIVERED

INSTRUCTIONS: Show name and address below and complete instructions on other side, where applicable. Moisten gummed ends, attach and hold firmly to back of article. Print on front of article RETURN RECEIPT REQUESTED.

VINCENT VESPIA, CITY CLERK
CITY HALL
PROVIDENCE, R.I., 02903

No. 741290

RECEIPT FOR CERTIFIED MAIL—20¢

SENT TO

POSTMARK
OR DATE

JOSEPH MORETTI AND WF
MARGARET
45 ACADEMY AVE
PROVIDENCE, R. I.

13-740-966



☐ Show to whom and when delivered ☐ Show to whom, when, and address where delivered ☐ Deliver ONLY to addressee
(Additional charges required for these services)

Received the numbered article described below.

REGISTERED NO. _____ SIGNATURE OR NAME OF ADDRESSEE (Must always be filled in)

SIGNATURE OR NAME OF ADDRESSEE (Must always be filled in)

CERTIFIED NO.

CERTIFIED NO. 741290

INSURED NO.

SIGNATURE OF ADDRESSEE'S AGENT, IF ANY

DATE DELIVERED

SHOW WHERE DELIVERED (only if requested)

255-10-71548-8 GPO

... SERVICES

OPTIONAL SERVICES (10¢ or 35¢)
Receipt only—50¢

Return receipt ()
Deliver to addressee only -- JOP.
Delivery, left portion of the office

Special delivery, the club on the

(airmail)

marked, stick the gummed stamp on the left portion of the envelope (not attached, extra charge).

postmarked, the receipt stub on the receipt, leaving the gummed stub on the carrier. Mail the address on the receipt.

one article, leaving it to your rural carrier, stick the receipt, and your name and address on the back of the postmarked, retain it number and by means of the gummed receipt postmarked, retain it number and by means of the gummed

For handling receipt postage, please attach a stamp to the front of the article, detach and retain until number arrives by means of the certified-mail number of the article. (Fees—10¢ or 35¢.) **DELIVER TO THE FRONT OF THE ARTICLE. DO NOT WRITE IT TO THE BACK OF THE ARTICLE.**

of the attached, write the name of the person to whom the return receipt is to be sent in the space provided on the front of the return receipt, and attach it to the return receipt. If you are enclosing a return receipt, enclose it in line 2 of the return receipt.

786-585

ONLY Y. (Fee—50¢).
the article con- inquiry.

Receipt and present in

No. 741291

RECEIPT FOR CERTIFIED MAIL—20¢

SENT TO

POSTMARK
OR DATE

GEORGE MORIN AND WF EVA
38 DESOTO ST
PROVIDENCE, R. I.



13-750-696

July 1965

NOT FOR INTERNATIONAL MAIL

1. Stick postage stamps to your article to pay:
BASIC CHARGES
Certified fee—20¢
Postage (first-class or airmail)

OPTIONAL SERVICES
Return receipt (10¢ or 35¢)
Deliver to addressee only—50¢
Special delivery
2. If you want this receipt postmarked, stick the gummed stub on the left portion of the address side of the article, *leaving the receipt attached*, and present the article at a post office service window or hand it to your rural carrier. (*no extra charge*)
3. If you do not want this receipt postmarked, stick the gummed stub on the left portion of the address side of the article, detach and retain the receipt, and mail the article.
4. If you want a return receipt, write the certified-mail number and your name and address on a return receipt card, Form 3611, and attach it to the back of the article by means of the gummed ends. Endorse front of article RETURN RECEIPT REQUESTED. (*Fees—10¢ or 35¢.*)
5. If you want the article delivered only to the addressee, endorse it on the front DELIVER TO ADDRESSEE ONLY. (*Fee—50¢.*) Place the same endorsement in line 2 of the return receipt card.
6. Save this receipt and present it if you make inquiry.

POST OFFICE DEPARTMENT
OFFICIAL BUSINESS

PENALTY FOR PRIVATE USE TO AVOID
PAYMENT OF POSTAGE, \$300

INSTRUCTIONS: Show name and address below and complete instructions on other side, where applicable. Moisten gummed ends, attach and hold firmly to back of article. Print on front of article RETURN RECEIPT REQUESTED.		POSTMARK OF DELIVERING OFFICE PROV 1966 STP	
		RETURN TO	

VINCENT VESPIA, CITY CLERK
CITY HALL
PROVIDENCE, R.I., 02903

55-16-71548-8

POP Form 3811 Oct 1965

INSTRUCTIONS TO DELIVERING EMPLOYEE

☐ Show to whom and when delivered ☐ Show to whom, when, and address where delivered ☐ Deliver ONLY to addressee
(Additional charges required for these services)

RECEIPT

Received the numbered article described below.

REGISTERED NO. SIGNATURE OR NAME OF ADDRESSEE (Must always be filled in)

CERTIFIED NO.

741291

INSURED NO.

1 *Henry Moin*

2 SIGNATURE OF ADDRESSEE'S AGENT, IF ANY

Blanch Moin

DATE DELIVERED

SHOW WHERE DELIVERED (only if requested)

APR 6 1955

RECEIPT FOR CERTIFIED MAIL—20¢

SENT TO

POSTMARK
OR DATE

MORTGAGE GUARANTEE REALTY CO.
85 WESTMINSTER ST
PROVIDENCE, R. I.

13-770-000



No. 741292

1. Stick postage stamps to your article to pay:

BASIC CHARGES

Certified fee—20¢

Postage (first-class or airmail)

OPTIONAL SERVICES

Return receipt (10¢ or 35¢)


Deliver to addressee only—50¢

Special delivery

2. If you want this receipt postmarked, stick the gummed stub on the left portion of the address side of the article; *leaving the receipt attached*; and present the article at a post office service window or hand it to your rural carrier. (no extra charge)
3. If you do not want this receipt postmarked, stick the gummed stub on the left-portion of the address side of the article, detach and retain the receipt, and mail the article.
4. If you want a return receipt, write the certified-mail number and your name and address on a return receipt card, Form 3811, and attach it to the back of the article by means of the gummed ends. Endorse front of article **RETURN RECEIPT REQUESTED**. (Fee—10¢ or 35¢)
5. If you want the article delivered only to the addressee, endorse it on the front **DELIVER TO ADDRESSEE ONLY**. (Fee—50¢). Place the same endorsement in line 2 of the return receipt card.
6. Save this receipt and present it if you make inquiry.

POST OFFICE DEPARTMENT
OFFICIAL BUSINESS

PENALTY FOR PRIVATE USE TO AVOID
PAYMENT OF POSTAGE: \$300



INSTRUCTIONS: Show name and address below and
complete instructions on other side, where applicable.
Moisten gummed ends, attach and hold firmly to back
of article. Print on front of article **RETURN**
RECEIPT REQUESTED.

RETURN
TO

VINCENT VESPIA, CITY CLERK
CITY HALL
PROVIDENCE, R.I., 02903

055-16-71548-8

3811 Oct 1965

INSTRUCTIONS TO DELIVERING EMPLOYEE
☐ Show to whom and when delivered
☐ Show to whom, when, and address where delivered ☐ Deliver ONLY to addressee
(Additional charges required for these services)

RECEIPT

Received the numbered article described below.

REGISTERED NO. SIGNATURE OR NAME OF ADDRESSEE (Must always be filled in)

CERTIFIED NO.

741 292

INSURED NO.

DATE DELIVERED

4-6-66

1 Mortgage Guarantor
2 SIGNATURE OF ADDRESSEE'S AGENT, IF ANY Realty Co
V White

SHOW WHERE DELIVERED (only if requested)

ACCOUNT NUMBER	PLAT	LOT	LAND VALUATION	BUILDING VALUATION	TOTAL VALUATION	BLDGS. AS P/P	AREA CODE	GRAND TOTAL	SPECIAL TAX	INSTALLMENT PER YR FOR 25YRS
✓ ARAM NAL BANDIAN P O BOX 665	14-007-800	21	3,610	10,860	14,470		0	14,470	195.35	7.81
✓ WARRAGANSETT ELECTRIC CO 15 WESTMINSTER ST	14-020-900	18	3,780		3,780		0			
	14-020-900	18	2,260		2,260		0			
	14-020-900	20	156,320	18,600	174,920		0			
	14-020-900	20	129,900	32,000	161,900		0			
	14-020-900	20	101,760	787,200	888,960		0			
	14-020-900	21	63,500		63,500		0			
	14-020-900	21	712,880	19,786,400	20,499,280		0			
	14-020-900	21	368,900	1,539,300	1,908,200		0			
	14-020-900	21	40,100	37,090	77,190		0			
	14-020-900	22	979,500	12,180,200	13,159,700		0	36,939,690	498,685.82	19,947.43
✓ NATIONAL PAPER CO 61 PINE ST	14-032-570	20	24,720	30,690	55,410		0	55,410	748.04	29.92
✓ NATIONAL REALTY COMPANY 77 WASHINGTON ST	14-032-900	25		109,890	109,890		0	109,890	1,483.52	59.34
✓ THE NEW YORK AIR BRAKE CO C O B I F INDUSTRIES DIV OF N Y AIR BRAKE CO P O BOX 276	14-064-980	27	16,770		16,770		1			
	14-064-980	27	212,990	420,850	633,840		1			
	14-064-980	27	22,260	1,580	23,840		0	674,450	9,105.08	364.20
✓ NEW YORK LIFE INSURANCE COMPANY C O J J NEWBERRY CO 245 FIFTH AVE NEW YORK 16 N Y	14-065-202	20	396,620	123,830	520,450		0			

RECEIPT FOR CERTIFIED MAIL—20¢

POSTMARK
OR DATE

M. NALBANDIAN
PO BOX 665
PROVIDENCE, R. I.



14-007-800

2. If
add
3. If you
the ad
4. If you
a return
5. If you want
ADDRESS
6. Save this receipt

Postage (first-class or airmail)

Deliver to addressee only—50¢

Special delivery
named stub on the left portion of the

extra charge)

receipt, and mail the article.

REQUESTED. (Fees—10¢ or 35¢.)


endorse it on the front DELIVERY is
 endorsement in line 2 of the return receipt

☆ GPO : 1965 O-786-585

No. 741295

RECEIPT FOR CERTIFIED MAIL—20¢

SENT TO	POSTMARK OR DATE
NARRAGANSETT ELECTRIC CO 15 WESTMINSTER ST PROVIDENCE, R. I.	
14-020-900	
July 1965	NOT FOR INTERNATIONAL MAIL



1. Stick postage stamps to your article to pay:

BASIC CHARGES

Certified fee—20¢

Postage (first-class or airmail)

OPTIONAL SERVICES

Return receipt (10¢ or 35¢)

Deliver to addressee only—50¢

Special delivery

2. If you want this receipt postmarked, stick the gummed stub on the left portion of the address side of the article, *leaving the receipt attached*, and present the article at a post office service window or hand it to your rural carrier. (*no extra charge*)
3. If you do not want this receipt postmarked, stick the gummed stub on the left portion of the address side of the article, detach and retain the receipt, and mail the article.
4. If you want a return receipt, write the certified-mail number and your name and address on a return receipt card, Form 3811, and attach it to the back of the article by means of the gummed ends.* Endorse front of article **RETURN RECEIPT REQUESTED**. (*Fees—10¢ or 35¢.*)
5. If you want the article delivered only to the addressee, endorse it on the front **DELIVER TO ADDRESSEE ONLY**. (*Fee—50¢.*) Place the same endorsement in line 2 of the return receipt card.
6. Save this receipt and present it if you make inquiry.

POST OFFICE DEPARTMENT
OFFICIAL BUSINESS

POST OFFICE DEPARTMENT
OFFICIAL BUSINESS

55-16-71548-8

3811 Oct. 1965



INSTRUCTIONS: Show name and address below and complete instructions on other side, where applicable. Moistened gummed ends, attach and hold firmly to back of article. Print on front of article RETURN RECEIPT REQUESTED.

RETURN
TO

VINCENT VESPIA, CITY CLERK
CITY HALL
PROVIDENCE, R.I., 02903

INSTRUCTIONS TO DELIVERING EMPLOYEE

☐ Show to whom and when delivered ☐ Show to whom, when, and address where delivered ☐ Deliver ONLY to addressee
(Additional charges required for these services)

RECEIPT

Received the numbered article described below.

REGISTERED NO. SIGNATURE OR NAME OF ADDRESSEE (Must always be filled in)

CERTIFIED NO.

741295

INSURED NO.

SIGNATURE OF ADDRESSEE'S AGENT, IF ANY

DATE DELIVERED

APK 8 20 03

SHOW WHERE DELIVERED (Only if requested)

No. 741296

RECEIPT FOR CERTIFIED MAIL—20¢

SENT TO

POSTMARK
OR DATE

NATIONAL PAPER CO
61 PINE ST
PROVIDENCE, R. I.

14-032-570



JUL 1966

1. Stick postage stamps to your article to pay:

BASIC CHARGES

Certified fee—20¢

Postage (first-class or airmail)

OPTIONAL SERVICES

Return receipt (10¢ or 35¢)


Deliver to addressee only—50¢

Special delivery

2. If you want this receipt postmarked, stick the gummed stub on the left portion of the address side of the article, *leaving the receipt attached*, and present the article at a post office service window or hand it to your rural carrier. (*no extra charge*)
3. If you do not want this receipt postmarked, stick the gummed stub on the left portion of the address side of the article, detach and retain the receipt, and mail the article.
4. If you want a return receipt, write the certified-mail number and your name and address on a return receipt card, Form 3811, and attach it to the back of the article by means of the gummed ends. Endorse front of article **RETURN RECEIPT REQUESTED**. (*Fees—10¢ or 35¢*)
5. If you want the article delivered only to the addressee, endorse it on the front **DELIVER TO ADDRESSEE ONLY**. (*Fee—50¢*). Place the same endorsement in line 2 of the return receipt card.
6. Save this receipt and present it if you make inquiry.

PENALTY FOR PRIVATE USE TO AVOID
PAYMENT OF POSTAGE, \$300

OFFICE DEPARTMENT
OFFICIAL BUSINESS



INSTRUCTIONS: Show name and address below and
complete instructions on other side, where applicable.
Moisten gummed ends, attach and hold firmly to back
of article. Print on front of article RETURN
RECEIPT REQUESTED.

RETURN
TO

VINCENT VESPIA, CITY CLERK
CITY HALL
PROVIDENCE, R.I., 02903

CS-16-71548-B

Form 3811 Oct. 1965

☐ Show to whom and when delivered
☐ Show to whom, when, and address where delivered to addressee
(Additional charges required for these services)

POSTAGE WILL BE PAID BY ADDRESSEE

RECEIPT

Received the numbered article described below.

REGISTERED NO. SIGNATURE OR NAME OF ADDRESSEE (Must always be filled in)

CERTIFIED NO.

741 296 R

INSURED NO.

SIGNATURE OF ADDRESSEE'S AGENT, IF ANY

DATE DELIVERED

4-8-66

SHOW WHERE DELIVERED (only if requested)


RECEIPT FOR CERTIFIED MAIL—20¢

SENT TO

POSTMARK
OR DATE

NATIONAL REALTY COMPANY
77 WASHINGTON ST
PROVIDENCE, R. I.

14-032-900



July 1965

NOT FOR INTERNATIONAL MAIL

No. 741297

1. Stick postage stamps to your article to pay:
 - BASIC CHARGES
 - Certified fee—20¢
 - Postage (first-class or airmail)
2. If you want this receipt postmarked, stick the gummed stub on the left portion of the address side of the article, *leaving the receipt attached*, and present the article at a post office service window or hand it to your rural carrier. (*no extra charge*)
3. If you do not want this receipt postmarked, stick the gummed stub on the left portion of the address side of the article, detach and retain the receipt, and mail the article.
4. If you want a return receipt, write the certified-mail number and your name and address on a return receipt card, Form 3811, and attach it to the back of the article by means of the gummed ends. Endorse front of article RETURN RECEIPT REQUESTED. (*Fees—10¢ or 35¢.*)
5. If you want the article delivered only to the addressee, endorse it on the front DELIVER TO ADDRESSEE ONLY. (*Fee—50¢.*) Place the same endorsement in line 2 of the return receipt card.
6. Save this receipt and present it if you make inquiry.

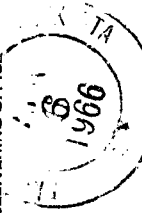
OPTIONAL SERVICES

- Return receipt (10¢ or 35¢)
- Deliver to addressee only—50¢
- Special delivery

POST OFFICE DEPARTMENT
OFFICIAL BUSINESS

PENALTY FOR PRIVATE USE TO AVOID
PAYMENT OF POSTAGE \$300

POSTMARK OF
DELIVERING OFFICE



INSTRUCTIONS: Show name and address below and
complete instructions on other side, where applicable.
Moisten gummed ends, attach and hold firmly to back
of article. Print on front of article **RETURN**
RECEIPT REQUESTED.

← **RETURN**
TO

VINCENT VESPIA, CITY CLERK
CITY HALL
PROVIDENCE, R.I., 02903

65-16-71648-8

POD Form 3811 Oct. 1965

INSTRUCTIONS TO DELIVERING EMPLOYEE

☐ Show to whom and when delivered ☐ Show to whom, when, and address where delivered ☐ Deliver ONLY to addressee
(Additional charges required for these services)

RECEIPT

Received the numbered article described below.

REGISTERED NO.	SIGNATURE OR NAME OF ADDRESSEE (Must always be filled in)	
	1	2
CERTIFIED NO. 741297	National Realty Co.	
INSURED NO.	SIGNATURE OF ADDRESSEE'S AGENT IF ANY Abella Parkinson	
DATE DELIVERED 4/6/66	SHOW WHERE DELIVERED (only if requested)	

No. 741298

RECEIPT FOR CERTIFIED MAIL—20¢

SENT TO

POSTMARK
OR DATE

THE NEW YORK AIR BRAKE CO
C O B I F INDUSTRIES
DIV OF N Y AIR BRAKE CO
P O BOX 276
PROVIDENCE, R. I.

14-064-980



July 1965

NOT FOR INTERNATIONAL MAIL

(See other side)

1. Stick postage stamps to your article to pay:
BASIC CHARGES.
Certified fee—20¢
Postage (first-class or airmail)
2. If you want this receipt postmarked, stick the gummed stub on the left portion of the address side of the article, *leaving the receipt attached*, and present the article at a post office service window or hand it to your rural carrier. (no extra charge)
3. If you do not want this receipt postmarked, stick the gummed stub on the left portion of the address side of the article, detach and retain the receipt, and mail the article.
4. If you want a return receipt, write the certified-mail number and your name and address on a return receipt card, Form 3811, and attach it to the back of the article by means of the gummed ends. Endorse front of article RETURN RECEIPT REQUESTED. (Fee—10¢ or 35¢.)
5. If you want the article delivered only to the addressee, endorse it on the front DELIVER TO ADDRESSEE ONLY. (Fee—50¢). Place the same endorsement in line 2 of the return receipt card.
6. Save this receipt and present it if you make inquiry.

OPTIONAL SERVICES


Return receipt (10¢ or 35¢)

Deliver to addressee only—50¢

Special delivery

POST OFFICE DEPARTMENT
OFFICIAL BUSINESS

PENALTY FOR NON-USE TO AVOID
FINANCIAL PENALTY



INSTRUCTIONS: Show name and address below and
complete instructions on other side, where applicable.
Moisten gummed ends, attach and hold firmly to back
of article. Print on front of article RETURN
RECEIPT REQUESTED.

← RETURN
TO

VINCENT VESPIA, CITY CLERK
CITY HALL
PROVIDENCE, R.I., 02903

INSTRUCTIONS TO DELIVERING EMPLOYEE

☐ Show to whom and when delivered ☐ Show to whom, when, and address where delivered ☐ Deliver ONLY to addressee

(Additional charges required for these services)

RECEIPT

Received the numbered article described below.

REGISTERED NO.	SIGNATURE OR NAME OF ADDRESSEE (Must always be filled in)	
	1	2
CERTIFIED NO. 741298	B.I.F.	
INSURED NO.	SIGNATURE OF ADDRESSEE'S AGENT, IF ANY A.C. Guderson	
DATE DELIVERED APR 6 - 1966	SHOW WHERE DELIVERED (only if requested)	


RECEIPT FOR CERTIFIED MAIL—20¢

SENT TO

POSTMARK
OR DATE

No. 741299

NEW YORK LIFE INSURANCE
COMPANY
C O J J NEWBERRY CO
245 FIFTH AVE
NEW YORK 16 N Y



14-065-202

JUL 1965

NOT FOR INTERNATIONAL MAIL

1. Stick postage stamps to your article to pay:

BASIC CHARGES

Certified fee—20¢

Postage (first-class or airmail)

OPTIONAL SERVICES

Return receipt (10¢ or 35¢)

Deliver to addressee only—50¢

Special delivery

2. If you want this receipt postmarked, stick the gummed stub on the left portion of the address side of the article, *leaving the receipt attached*, and present the article at a post office service window or hand it to your rural carrier. (*no extra charge*)
3. If you do not want this receipt postmarked, stick the gummed stub on the left portion of the address side of the article, detach and retain the receipt, and mail the article.
4. If you want a return receipt, write the certified-mail number and your name and address on a return receipt card, Form 3811, and attach it to the back of the article by means of the gummed ends. Endorse front of article **RETURN RECEIPT REQUESTED**. (*Fees—10¢ or 35¢.*)
5. If you want the article delivered only to the addressee, endorse it on the front **DELIVER TO ADDRESSEE ONLY**. (*Fee—50¢.*) Place the same endorsement in line 2 of the return receipt card.

6. Save this receipt and present it if you make inquiry.

POST OFFICE DEPARTMENT
OFFICIAL BUSINESS

PENALTY FOR PRIVATE USE TO AVOID
PAYMENT OF POSTAGE, 100%

POSTMARK OF
DELIVERING OFFICE

MURKIN
STATION

APR 7 1965
7:40 PM
NEW YORK

INSTRUCTIONS: Show name and address below and
complete instructions on other side, where applicable.
Moisten gummed ends, attach and hold firmly to back
of article. Post on front of article RETURN
RECEIPT REQUESTED.

RETURN
TO

VINCENT VESPIA, CITY CLERK
CITY HALL
PROVIDENCE, R.I., 02903

55-10-71548-8

3811 Oct. 1965

INSTRUCTIONS TO DELIVERING EMPLOYEE

☐ Show to whom and when delivered ☐ Show to whom, when, and address where delivered ☐ Deliver ONLY to addressee
(Additional charges required for these services)

RECEIPT

Received the numbered article described below.

REGISTERED NO. SIGNATURE OR NAME OF ADDRESSEE (Must always be filled in)

CERTIFIED NO.

741299

INSURED NO.

SIGNATURE OF ADDRESSEE'S AGENT, ANY

DATE DELIVERED


SHOW WHERE DELIVERED (only if requested)

ACCOUNT NUMBER	PLAT	LOT	LAND VALUATION	BUILDING VALUATION	TOTAL VALUATION	BLDGS. AS P/P	AREA CODE	GRAND TOTAL	SPECIAL TAX	INSTALLMENT PER YR FOR 25YRS
14-065-202	20	25	294,170	66,680	360,850		0	881,300	11,897.55	475.90
CLARA NEWBURGER WF SAMUEL										
174 PORTER ST										
14-066-200	20	184	16,800	15,160	31,960		0	31,960	431.46	17.25
NGOON FU CHIN										
15 SNOW ST										
14-073-900	25	329	22,580	23,140	45,720		1	45,720	617.22	24.68
NORTH MAIN REALTY CO										
C O MORRIS COFMAN										
709 IND BK BLDG										
14-110-730	10	32	10,000	240	10,240		0			
14-110-730	10	33	10,050	56,270	66,320		1			
14-110-730	10	355	1,920		1,920		0			
14-110-730	10	552	14,660		14,660		0	93,140	1,257.39	50.29

No. 741300

RECEIPT FOR CERTIFIED MAIL—20¢

SENT TO	POSTMARK OR DATE
CLARA NEWBURGER WF SAMUEL 174 PORTER ST PROVIDENCE, R. I.	
14-066-200	
JULY 1965	
NOT FOR INTERNATIONAL MAIL	



1. Stick postage stamps to your article to pay:

BASIC CHARGES

Certified fee—20¢

Postage (first-class or airmail)

OPTIONAL SERVICES

Return receipt (10¢ or 35¢)

Deliver to addressee only—50¢

Special delivery

2. If you want this receipt postmarked, stick the gummed stub on the left portion of the address side of the article, *leaving the receipt attached*, and present the article at a post office service window or hand it to your rural carrier. (*No extra charge*)
3. If you do not want this receipt postmarked, stick the gummed stub on the left portion of the address side of the article, detach and retain the receipt, and mail the article.
4. If you want a return receipt, write the certified-mail number and your name and address on a return receipt card, Form 3811, and attach it to the back of the article by means of the gummed ends. Endorse front of article **RETURN RECEIPT REQUESTED**. (*Fees—10¢ or 35¢.*)
5. If you want the article delivered only to the addressee, endorse it on the front **DELIVER TO ADDRESSEE ONLY**. (*Fee—50¢.*) Place the same endorsement in line 2 of the return receipt card.
6. Save this receipt and present it if you make inquiry.

POST OFFICE DEPARTMENT
OFFICIAL BUSINESS

PENALTY FOR PRIVATE USE TO AVOID
PAYMENT OF POSTAGE, \$300



INSTRUCTIONS: Show name and address below and
complete instructions on other side, where applicable.
Moisten gummed ends, attach and hold firmly to back
of article. Print on front of article **RETURN**
RECEIPT REQUESTED.

RETURN
TO

VINCENT VESPIA, CITY CLERK
CITY HALL
PROVIDENCE, R.I., 02903

55-16-71548-8

3811 Oct. 1965

INSTRUCTIONS TO DELIVERING EMPLOYEE

☐ Show to whom and when delivered ☐ Show to whom, when, and address where delivered ☐ Deliver ONLY to addressee
(Additional charges required for these services)

RECEIPT

Received the numbered article described below.

REGISTERED NO. SIGNATURE OR NAME OF ADDRESSEE (Must always be filled in)

CERTIFIED NO.

741300

INSURED NO.

John W. Macrae

SIGNATURE OF ADDRESSEE'S AGENT, IF ANY

DATE DELIVERED

SHOW WHERE DELIVERED (only if requested)

No. 741301

RECEIPT FOR CERTIFIED MAIL—20¢

SENT TO

POSTMARK
OR DATE

NGOON FU CHIN
15 SNOW ST
PROVIDENCE, R. I.

14-073-900



JULY 1965 NOT FOR INTERNATIONAL MAIL

1. Stick postage stamps to your article to pay:

BASIC CHARGES

Certified fee—20¢

Postage (first-class or airmail)

OPTIONAL SERVICES

Return receipt (10¢ or 35¢)


Deliver to addressee only—50¢

Special delivery

2. If you want this receipt postmarked, stick the gummed stub on the left portion of the address side of the article, *leaving the receipt attached*, and present the article at a post office service window or hand it to your rural carrier. (*no extra charge*)
3. If you do not want this receipt postmarked, stick the gummed stub on the left portion of the address side of the article, detach and retain the receipt, and mail the article.
4. If you want a return receipt, write the certified-mail number and your name and address on a return receipt card, Form 3811, and attach it to the back of the article by means of the gummed ends. Endorse front of article **RETURN RECEIPT REQUESTED**. (*Fees—10¢ or 35¢*)
5. If you want the article delivered only to the addressee, endorse it on the front **DELIVER TO ADDRESSEE ONLY**. (*Fee—50¢*). Place the same endorsement in line 2 of the return receipt card.
6. Save this receipt and present it if you make inquiry.

POST OFFICE DEPARTMENT
OFFICIAL BUSINESS

PENALTY FOR PRIVATE USE TO AVOID
PAYMENT OF POSTAGE, \$300



INSTRUCTIONS: Show name and address below and
complete instructions on other side, where applicable.
Moisten gummed ends, attach and hold firmly to back
of article. Print on front of article RETURN
RECEIPT REQUESTED.

RETURN
TO

VINCENT VESPIA, CITY CLERK
CITY HALL
PROVIDENCE, R.I., 02903

55-16-71546-8

Oct. 1965

3811 Form

INSTRUCTIONS TO DELIVERING EMPLOYEE

☐ Show to whom and when delivered ☐ Show to whom, when, and address where delivered ☐ Deliver ONLY to addressee
(Additional charges required for these services)

RECEIPT

Received the numbered article described below.

REGISTERED NO.	SIGNATURE OR NAME OF ADDRESSEE (Must always be filled in)	
CERTIFIED NO. 741301 R	1	Ngan Fu Chin
INSURED NO.	2	W. Y. Chin
DATE DELIVERED 4-6-65	SHOW WHERE DELIVERED (only if requested)	

No. 741302

RECEIPT FOR CERTIFIED MAIL—20¢

SENT TO

POSTMARK
OR DATE

NORTH MAIN REALTY CO
C O MORRIS COFMAN
709 IND BK BLDG
PROVIDENCE, R. I.

14-110-730



NOT FOR INTERNATIONAL MAIL

July 1965

1. Stick postage stamps to your article to pay:
 BASIC CHARGES
 Certified fee—20¢
 Postage (first-class or airmail)
- OPTIONAL SERVICES
 Return receipt (10¢ or 35¢)
 Deliver to addressee only—50¢
 Special delivery
2. If you want this receipt postmarked, stick the gummed stub on the left portion of the address side of the article, *leaving the receipt attached*, and present the article at a post office service window or hand it to your rural carrier. (*no extra charge*)
3. If you do not want this receipt postmarked, stick the gummed stub on the left portion of the address side of the article, detach and retain the receipt, and mail the article.
4. If you want a return receipt, write the certified-mail number and your name and address on a return receipt card, Form 3811, and attach it to the back of the article by means of the gummed ends. Endorse front of article RETURN RECEIPT REQUESTED. (*Fee—10¢ or 35¢.*)
5. If you want the article delivered only to the addressee, endorse it on the front DELIVER TO ADDRESSEE ONLY. (*Fee—50¢.*) Place the same endorsement in line 2 of the return receipt card.
6. Save this receipt and present it if you make inquiry.

POST OFFICE DEPARTMENT
OFFICIAL BUSINESS

PENALTY FOR PRIVATE USE TO AVOID
PAYMENT OF POSTAGE, \$300

055-10-71548-8

Oct. 1965
3811 Form 3811



INSTRUCTIONS: Show name and address below and complete instructions on other side, where applicable. Moisten gummed ends, attach and hold firmly to back of article. Print on front of article **RETURN RECEIPT REQUESTED**.

RETURN
TO

VINCENT VESPIA, CITY CLERK
CITY HALL
PROVIDENCE, R.I., 02903

INSTRUCTIONS TO DELIVERING EMPLOYEE

☐ Show to whom and when delivered ☐ Show to whom, when, and address where delivered ☐ Deliver ONLY to addressee
(Additional charges required for these services)

RECEIPT

Received the numbered article described below.

REGISTERED NO.

SIGNATURE OR NAME OF ADDRESSEE (Must always be filled in)

CERTIFIED NO.

741302R

INSURED NO.

SIGNATURE OF ADDRESSEE'S AGENT, IF ANY

DATE DELIVERED

SHOW WHERE DELIVERED (only if requested)

7/6/66

1 North Main City
2 Elarney

ACCOUNT NUMBER	PLAT	LOT	LAND VALUATION	BUILDING VALUATION	TOTAL VALUATION	BLDGS. AS P/P	AREA CODE	GRAND TOTAL	SPECIAL TAX	INSTALLMENT PER YR FOR 25YRS
OLD COLONY ADVERTISING COMPANY 40 TOCKWOTTON ST										
15-055-900	18	19	5,180	6,000	11,180		3			
15-055-900	18	100	16,250	46,290	62,540		1	73,720	995.22	39.80
OLD COLONY CO OPERATIVE BANK 58 WEYBOSSET ST										
15-056-000	20	41	53,610	1,020	54,630		0			
15-056-000	20	59	178,160	394,120	572,280		0	626,910	8,463.29	338.53
ONE FORTY ONE WESTMINSTER INC 141 WESTMINSTER ST										
15-078-208	20	15	138,110	24,220	162,330		0	162,330	2,191.46	87.65
ORTOLEVA INVESTMENT CO INC C O J ORTOLEVA 29 WEYBOSSET ST										
15-111-640	20	92	74,340	40,000	114,340		0	114,340	1,543.59	61.74
THE OUTLET COMPANY 176 WEYBOSSET ST										
15-126-200	20	280	604,180	537,500	1,141,680		0			
15-126-200	20	281	437,360	353,220	790,580		0			
15-126-200	20	282	432,480	368,580	801,060		0			
15-126-200	20	284	318,820	276,430	595,250		0			
15-126-200	20	293	144,700	206,960	351,660		0	3,680,230	49,683.11	1,987.32

No. 741303

RECEIPT FOR CERTIFIED MAIL—20¢

SENT TO

POSTMARK
OR DATE

OLD COLONY ADVERTISING
COMPANY
40 TOCKWOTTON ST
PROVIDENCE, R. I.

15-055-900



July 1965

NOT FOR INTERNATIONAL MAIL

1. Stick postage stamps to your article to pay:
BASIC CHARGES
Certified fee—20¢
Postage (first-class or airmail)
2. If you want this receipt postmarked, stick the gummed stub on the left portion of the address side of the article, *leaving the receipt attached*, and present the article at a post office service window or hand it to your rural carrier. (*no extra charge*)
3. If you do not want this receipt postmarked, stick the gummed stub on the left portion of the address side of the article, detach and retain the receipt, and mail the article.
4. If you want a return receipt, write the certified-mail number and your name and address on a return receipt card, Form 3811, and attach it to the back of the article by means of the gummed ends. Endorse front of article RETURN RECEIPT REQUESTED. (*Fees—10¢ or 3½¢.*)
5. If you want the article delivered only to the addressee, endorse it on the front DELIVER TO ADDRESSEE ONLY. (*Fee—50¢.*) Place the same endorsement in line 2 of the return receipt card.
6. Save this receipt and present it if you make inquiry.

OPTIONAL SERVICES

Return receipt (10¢ or 35¢)

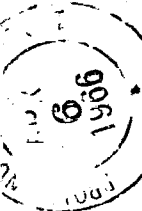
Deliver to addressee only—50¢

Special delivery

POST OFFICE DEPARTMENT
OFFICIAL BUSINESS

PENALTY FOR PRIVATE USE TO AVOID
PAYMENT OF POSTAGE, \$300

POSTMARK OF
DELIVERING OFFICE



INSTRUCTIONS: Show name and address below and
complete instructions on other side, where applicable.
Moisten gummed ends, attach and hold firmly to back
of article. Print name and address on front of article. **RETURN**
RECEIPT REQUESTED.

RETURN
TO

VINCENT VESPIA, CITY CLERK
CITY HALL
PROVIDENCE, R.I., 02903



055-16-71548-8

POP Form 3811 Oct. 1965

INSTRUCTIONS TO DELIVERING EMPLOYEE <input type="checkbox"/> Show to whom and when delivered <input type="checkbox"/> Show to whom, when, and address where delivered to addressee (Additional charges required for these services)	
---	--

RECEIPT

Received the numbered article described below.

REGISTERED NO.	SIGNATURE OR NAME OF ADDRESSEE (Must always be filled in)	
CERTIFIED NO. 741503	1	 SIGNATURE OF ADDRESSEE'S AGENT, IF ANY
INSURED NO.	2	 SHOW WHERE DELIVERED (only if requested)
DATE DELIVERED 9/6/66		


No. 741304

RECEIPT FOR CERTIFIED MAIL—20¢

SENT TO

POSTMARK
OR DATE

OLD COLONY CO OPERATIVE BANK
58 WEYBOSSET ST
PROVIDENCE, R. I.



15-056-000

JULY 1963

NOT FOR INTERNATIONAL MAIL

1. Stick postage stamps to your article to pay:

BASIC CHARGES.

Certified fee—20¢

Postage (first-class or airmail)

OPTIONAL SERVICES*

Return receipt (10¢ or 35¢)

Deliver to addressee only—50¢


Special delivery

2. If you want this receipt postmarked, stick the gummed stub on the left portion of the address side of the article, *leaving the receipt attached*, and present the article at a post office service window or hand it to your rural carrier. (*no extra charge*)
3. If you do not want this receipt postmarked, stick the gummed stub on the left portion of the address side of the article, detach and retain the receipt, and mail the article.
4. If you want a return receipt, write the certified-mail number and your name and address on a return receipt card, Form 3811, and attach it to the back of the article by means of the gummed ends. Endorse front of article **RETURN RECEIPT REQUESTED**. (*Fees—10¢ or 35¢*)
5. If you want the article delivered only to the addressee, endorse it on the front **DELIVER TO ADDRESSEE ONLY**. (*Fee—50¢*). Place the same endorsement in line 2 of the return receipt card.
6. Save this receipt and present it if you make inquiry.

POST OFFICE DEPARTMENT
OFFICIAL BUSINESS

PENALTY FOR PRIVATE USE TO AVOID
PAYMENT OF POSTAGE \$300

POSTMARK OF
DELIVERING OFFICE



INSTRUCTIONS: Show name and address below and
complete instructions on other side, where applicable.
Moisten gummed ends, attach and hold firmly to back
of article. Print on front of article RETURN
RECEIPT REQUESTED.

VINCENT VESPIA, CITY CLERK
CITY HALL
PROVIDENCE, R.I., 02903

55-18-71548-8

Oct. 1965

Pod Form 3811

INSTRUCTIONS TO DELIVERING EMPLOYEE

☐ Show to whom and when delivered

☐ Show to whom, when, and address where delivered

☐ Deliver ONLY to addressee

(Additional charges required for these services)

RECEIPT

Received the numbered article described below.

REGISTERED NO. _____ SIGNATURE OR NAME OF ADDRESSEE *(Must always be filled in)*

CERTIFIED NO. 741304  SIGNATURE OF ADDRESSEE'S AGENT, IF ANY

INSURED NO. _____

DATE DELIVERED _____ SHOW WHERE DELIVERED *(only if requested)*

APR 6 - 1966

No. 741305

RECEIPT FOR CERTIFIED MAIL—20¢

SENT TO	POSTMARK OR DATE
ONE FORTY ONE WESTMINSTER INC 141 WESTMINSTER ST PROVIDENCE, R. I. 15-078-208	



NOT FOR INTERNATIONAL MAIL

1. Stick postage stamps to your article to pay:

BASIC CHARGES

Certified fee—20¢

Postage (first-class or airmail)

OPTIONAL SERVICES

Return receipt (10¢ or 35¢)


Deliver to addressee only—50¢

Special delivery

2. If you want this receipt postmarked, stick the gummed stub on the left portion of the address side of the article, *leaving the receipt attached*, and present the article at a post office service window or hand it to your rural carrier. (*no extra charge*)
3. If you do not want this receipt postmarked, stick the gummed stub on the left portion of the address side of the article, detach and retain the receipt, and mail the article.
4. If you want a return receipt, write the certified-mail number and your name and address on a return receipt card, Form 3811, and attach it to the back of the article by means of the gummed ends. Endorse front of article **RETURN RECEIPT REQUESTED**. (*Fees—10¢ or 35¢*)
5. If you want the article delivered only to the addressee, endorse it on the front **DELIVER TO ADDRESSEE ONLY**. (*Fee—50¢*). Place the same endorsement in line 2 of the return receipt card.
6. Save this receipt and present it if you make inquiry.

POST OFFICE DEPARTMENT
OFFICIAL BUSINESS

PENALTY FOR PRIVATE USE TO AVOID
PAYMENT OF POSTAGE: \$300



INSTRUCTIONS: Show name and address below and
complete instructions on other side, where applicable.
Moisten gummed ends, attach and hold firmly to back
of article. Print on front of article **RETURN**
RECEIPT REQUESTED.

RETURN
TO

VINCENT VESPIA, CITY CLERK
CITY HALL
PROVIDENCE, R.I., 02903

655-16-71848-8

POD Form 3811 Oct. 1965

INSTRUCTIONS TO DELIVERING EMPLOYEE

☐ Show to whom and when delivered ☐ Show to whom, when, and address where delivered ☐ Deliver ONLY to addressee
(Additional charges required for these services)

RECEIPT

Received the numbered article described below.

REGISTERED NO. SIGNATURE OR NAME OF ADDRESSEE (Must always be filled in)

CERTIFIED NO.

INSURED NO.

SIGNATURE OF ADDRESSEE'S AGENT, IF ANY

DATE DELIVERED

SHOW WHERE DELIVERED (only if requested)

1 241305
2 Lee F. J. Oudvest Jr.

Signature of Addressee's Agent

4/6/66

No. 741306

RECEIPT FOR CERTIFIED MAIL—20¢

SENT TO	POSTMARK OR DATE
ORTOLEVA INVESTMENT CO INC C O J ORTOLEVA 29 WEYBOSSET ST PROVIDENCE, R. I.	
15-111-640	
NOT FOR INTERNATIONAL MAIL	



1. Stick postage stamps to your article to pay:

BASIC CHARGES

Certified fee—20¢

Postage (first-class or airmail)

OPTIONAL SERVICES

Return receipt (10¢ or 35¢)

Deliver to addressee only—50¢

Special delivery

2. If you want this receipt postmarked, stick the gummed stub on the left portion of the address side of the article, *leaving the receipt attached*, and present the article at a post office service window or hand it to your rural carrier. (*no extra charge*)
3. If you do not want this receipt postmarked, stick the gummed stub on the left portion of the address side of the article, detach and retain the receipt, and mail the article.
4. If you want a return receipt, write the certified-mail number and your name and address on a return receipt card, Form 3811, and attach it to the back of the article by means of the gummed ends. Endorse front of article RETURN RECEIPT REQUESTED. (*Fees—10¢ or 35¢.*)
5. If you want the article delivered only to the addressee, endorse it on the front DELIVER TO ADDRESSEE ONLY. (*Fee—50¢*). Place the same endorsement in line 2 of the return receipt card.
6. Save this receipt and present it if you make inquiry.

POST OFFICE DEPARTMENT
OFFICIAL BUSINESS

PENALTY FOR PRIVATE USE TO AVOID
PAYMENT OF POSTAGE, \$300



INSTRUCTIONS: Show name and address below and complete instructions on other side, where applicable. Moistened gummed ends, attach and hold firmly to back of article. Print on front of article RETURN RECEIPT REQUESTED.

RETURN
TO

VINCENT VESPIA, CITY CLERK
CITY HALL
PROVIDENCE, R.I., 02903

65-16-71548-8

POP Form 3811 Oct. 1965

INSTRUCTIONS TO DELIVERING EMPLOYEE

☐ Show to whom and when delivered ☐ Show to whom, when, and address where delivered ☐ Deliver ONLY to addressee
(Additional charges required for these services)

RECEIPT

Received the numbered article described below.

REGISTERED NO. SIGNATURE OR NAME OF ADDRESSEE (Must always be filled in)

CERTIFIED NO.

1

INSURED NO.

2

SIGNATURE OF ADDRESSEE'S AGENT, IF ANY

DATE DELIVERED

SHOW WHERE DELIVERED (only if requested)

No. 741307

RECEIPT FOR CERTIFIED MAIL—20¢

SENT TO

POSTMARK
OR DATE

THE OUTLET COMPANY
176 WEYBOSSET ST
PROVIDENCE, R. I.

15-126-200



July 1965

NOT FOR INTERNATIONAL MAIL

Post Office Street

1. Stick postage stamps to your article to pay:
 BASIC CHARGES
 Certified fee—20¢
 Postage (first-class or airmail)
 OPTIONAL SERVICES
 Return receipt (10¢ or 35¢)
 Deliver to addressee only—50¢
 Special delivery
2. If you want this receipt postmarked, stick the gummed stub on the left portion of the address side of the article, *leaving the receipt attached*, and present the article at a post office service window or hand it to your rural carrier. (*no extra charge*)
3. If you do not want this receipt postmarked, stick the gummed stub on the left portion of the address side of the article, detach and retain the receipt, and mail the article.
4. If you want a return receipt, write the certified-mail number and your name and address on a return receipt card, Form 3811, and attach it to the back of the article by means of the gummed ends. Endorse front of article RETURN RECEIPT REQUESTED. (*Fees—10¢ or 35¢.*)
5. If you want the article delivered only to the addressee, endorse it on the front DELIVER TO ADDRESSEE ONLY. (*Fee—50¢.*) Place the same endorsement in line 2 of the return receipt card.
6. Save this receipt and present it if you make inquiry.

POST OFFICE DEPARTMENT
OFFICIAL BUSINESS

PENALTY FOR PRIVATE USE TO AVOID
PAYMENT OF POSTAGE, \$300

POSTMARK OF
DELIVERING OFFICE

6 33

INSTRUCTIONS: Show name and address below and
complete instructions on other side, where applicable.
Moisten gummed ends, attach and hold firmly to back
of article. Print on front of article **RETURN**
RECEIPT REQUESTED.

← **RETURN**
TO

VINCENT VESPIA, CITY CLERK
CITY HALL
PROVIDENCE, R.I., 02903

55-16-71548-8

Pod Form 3811 Oct. 1965

INSTRUCTIONS TO DELIVERING EMPLOYEE

☐ Show to whom and when delivered ☐ Show to whom, when, and address where delivered ☐ Deliver ONLY to addressee

(Additional charges required for these services)

RECEIPT

Received the numbered article described below.

REGISTERED NO. *Artists Co*

CERTIFIED NO. *241307*

INSURED NO.

SIGNATURE OF ADDRESSEE'S AGENT, IF ANY

SHOW WHERE DELIVERED (only if requested)

DATE DELIVERED *4/6/66*

ACCOUNT NUMBER	PLAT	LOT	LAND VALUATION	BUILDING VALUATION	TOTAL VALUATION	BLDGS. AS P/P	AREA CODE	GRAND TOTAL	SPECIAL TAX	INSTALLMENT PER YR FOR 25YRS
P AND R REALTY COMPANY										
72 CLIFFORD ST										
16-000-700	20	343	13,380	25,100	38,480		0	38,480	519.48	20.77
JACK PALEY TR										
C O M J KAPLAN										
13 ASTOR PL										
NEW YORK 3 N Y										
16-023-518	20	178	282,450	86,950	369,400		0	369,400	4,986.90	199.47
PANBEV REALTY CORPORATION										
276 WESTMINSTER ST										
16-042-770	20	167	217,140	92,590	309,730		0	309,730	4,181.36	167.25
ANTHONY C PAOLINO										
INCORPORATED										
357 WESTMINSTER ST										
16-054-105	20	154	243,060	34,690	277,750		0			
16-054-105	25	323	235,160	52,050	287,210		0			
16-054-105	25	364	32,960	5,190	38,150		0	603,110	8,141.99	325.67
MARIA PAOLINO										
360 VALLEY ST										
16-056-590	65	458	850	3,900	4,750		1	4,750	64.13	2.56
PARAMOUNT REALTY COMPANY										
410 UNION TR BLDG										
16-070-400	20	135	83,500	750	84,250		0			
16-070-400	20	136	134,290	50,800	185,090		0	269,340	3,636.09	145.44
PARKWAY REALTY INCORPORATED										
480 BENEFIT ST										
16-086-025	10	3	3,220	10,450	13,670		1			
16-086-025	10	135	2,150	5,700	7,850		1	21,520	290.52	11.62


No. 741314

RECEIPT FOR CERTIFIED MAIL—20¢

SENT TO

POSTMARK
OR DATE

PARKWAY REALTY INCORPORATED
480 BENEFIT ST
PROVIDENCE, R. I.



16-086-025

July 1965

NOT FOR INTERNATIONAL MAIL

1. Stick postage stamps to your article to pay:
 BASIC CHARGES
 Certified fee—20¢
 Postage (first-class or airmail)
 OPTIONAL SERVICES
 Return receipt (10¢ or 35¢)
 Deliver to addressee only—50¢
 Special delivery
2. If you want this receipt postmarked, stick the gummed stub on the left portion of the address side of the article, *leaving the receipt attached*, and present the article at a post office service window or hand it to your rural carrier. (no extra charge)
3. If you do not want this receipt postmarked, stick the gummed stub on the left portion of the address side of the article, detach and retain the receipt, and mail the article.
4. If you want a return receipt, write the certified-mail number and your name and address on a return receipt card, Form 3811, and attach it to the back of the article by means of the gummed ends. Endorse front of article RETURN RECEIPT REQUESTED. (Fee—10¢ or 35¢.)
5. If you want the article delivered only to the addressee, endorse it on the front DELIVER TO ADDRESSEE ONLY. (Fee—50¢). Place the same endorsement in line 2 of the return receipt card.
6. Save this receipt and present it if you make inquiry.

POST OFFICE DEPARTMENT
OFFICIAL BUSINESS

PENALTY FOR PRIVATE USE TO AVOID
PAYMENT OF POSTAGE, \$38



INSTRUCTIONS: Show name and address below and complete instructions on other side, where applicable. Moisten gummed ends, attach and hold firmly to back of article. Print on front of article **RETURN RECEIPT REQUESTED**.

VINCENT VESPIA, CITY CLERK
CITY HALL
PROVIDENCE, R.I., 02903

☐ Show to whom and when delivered
☐ Show to whom, when, and address where delivered
☐ Deliver ONLY to addressee
(Additional charges required for these services)

RECEIPT

Received the numbered article described below.

REGISTERED NO.

SIGNATURE OR NAME OF ADDRESSEE (Must always be filled in)

CERTIFIED NO.

241314

INSURED NO.

SIGNATURE OF ADDRESSEE'S AGENT, IF ANY

DATE DELIVERED
APR 6 1966

SHOW WHERE DELIVERED (only if requested)

No. 741308

RECEIPT FOR CERTIFIED MAIL—20¢

SENT TO

POSTMARK
OR DATE

P AND R REALTY COMPANY
72 CLIFFORD ST
PROVIDENCE, R. I.



16-000-700

JULY 1965 NOT FOR INTERNATIONAL MAIL

1. Stick postage stamps to your article to pay:
 BASIC CHARGES
 Certified fee—20¢
 Postage (first-class or airmail)
 OPTIONAL SERVICES
 Return receipt (10¢ or 35¢)
 Deliver to addressee only—50¢
 Special delivery
2. If you want this receipt postmarked, stick the gummed stub on the left portion of the address side of the article, *leaving the receipt attached*, and present the article at a post office service window or hand it to your rural carrier. (*no extra charge*)
3. If you do not want this receipt postmarked, stick the gummed stub on the left portion of the address side of the article, detach and retain the receipt, and mail the article.
4. If you want a return receipt, write the certified-mail number and your name and address on a return receipt card, Form 3811, and attach it to the back of the article by means of the gummed ends. Endorse front of article RETURN RECEIPT REQUESTED. (*Fees—10¢ or 35¢.*)
5. If you want the article delivered only to the addressee, endorse it on the front DELIVER TO ADDRESSEE ONLY. (*Fee—50¢.*) Place the same endorsement in line 2 of the return receipt card.
6. Save this receipt and present it if you make inquiry.

POST OFFICE DEPARTMENT
OFFICIAL BUSINESS

PENALTY FOR PRIVATE USE TO AVOID
PAYMENT OF POSTAGE \$300

POSTMARK OF
DELIVERING OFFICE



INSTRUCTIONS: Show name and address below and
complete instructions on other side, where applicable.
Moisten gummed ends, attach and hold firmly to back
of article. Print on front of article **RETURN**
RECEIPT REQUESTED.

RETURN
TO

VINCENT VESPIA, CITY CLERK,
CITY HALL
PROVIDENCE, R.I., 02903

655-16-71549-8

Oct. 1965

POD Form 3811

INSTRUCTIONS TO DELIVERING EMPLOYEE

☐ Show to whom and when delivered ☐ Show to whom, when, and address where delivered ☐ Deliver ONLY to addressee
(Additional charges required for these services)

RECEIPT

Received the numbered article described below.

REGISTERED NO.	SIGNATURE OR NAME OF ADDRESSEE (Must always be filled in)	
CERTIFIED NO. 74/308 R	1	<i>P. R. Ready</i>
INSURED NO.	2	SIGNATURE OF ADDRESSEE'S AGENT, IF ANY <i>[Signature]</i>
DATE DELIVERED 4/6/66	SHOW WHERE DELIVERED (only if requested)	


No. 741309

RECEIPT FOR CERTIFIED MAIL—20¢

SENT TO

POSTMARK
OR DATE

JACK PALEY TR
C O M J KAPLAN
13 ASTOR PL
NEW YORK 3 N Y



16-023-518

July 1965

NOT FOR INTERNATIONAL MAIL

1. Stick postage stamps to your article to pay:
 BASIC CHARGES
 Certified fee—20¢
 Postage (first-class or airmail)
 OPTIONAL SERVICES
 Return receipt (10¢ or 35¢)
 Deliver to addressee only—50¢
 Special delivery
2. If you want this receipt postmarked, stick the gummed stub on the left portion of the address side of the article, *leaving the receipt attached*, and present the article at a post office service window or hand it to your rural carrier. (*no extra charge*)
3. If you do not want this receipt postmarked, stick the gummed stub on the left portion of the address side of the article, detach and retain the receipt, and mail the article.
4. If you want a return receipt, write the certified-mail number and your name and address on a return receipt card, Form 3811, and attach it to the back of the article by means of the gummed ends. Endorse front of article RETURN RECEIPT REQUESTED. (*Fees—10¢ or 35¢.*)
5. If you want the article delivered only to the addressee, endorse it on the front DELIVER TO ADDRESSEE ONLY. (*Fee—50¢.*) Place the same endorsement in line 2 of the return receipt card.
6. Save this receipt and present it if you make inquiry.

POST OFFICE DEPARTMENT
OFFICIAL BUSINESS

YORK, N.Y.
APR 7 2 10 PM '66

POST MARK OF
DELIVERY OFFICE
COOPER
STATION

INSTRUCTIONS: Show name and address below and complete instructions on other side, where applicable. Moisten gummed ends, attach and hold firmly to back of article. Print on front of article **RETURN RECEIPT REQUESTED**.

RETURN TO

VINCENT VESPIA, CITY CLERK
CITY HALL
PROVIDENCE, R.I., 02903

INSTRUCTIONS TO DELIVERING EMPLOYEE

☐ Show to whom and when delivered ☐ Show to whom, when, and address where delivered ☐ Deliver ONLY to addressee
(Additional charges required for these services)

RECEIPT

Received the numbered article described below.

REGISTERED NO. SIGNATURE OR NAME OF ADDRESSEE (Must always be filled in)

1

CERTIFIED NO.
741309

2

INSURED NO.

SIGNATURE OF ADDRESSEE'S AGENT, IF ANY

DATE DELIVERED

SHOW WHERE DELIVERED (only if requested)

4/7/66


No. 741310

RECEIPT FOR CERTIFIED MAIL—20¢

SENT TO

POSTMARK
OR DATE

PANBEV REALTY CORPORATION
276 WESTMINSTER ST
PROVIDENCE, R. I.



16-042-770

July 1965


NOT FOR INTERNATIONAL MAIL

1. Stick postage stamps to your article to pay:
BASIC CHARGES
Certified fee—20¢
Postage (first-class or airmail)
OPTIONAL SERVICES
Return receipt (10¢ or 35¢)
Deliver to addressee only—50¢
Special delivery
2. If you want this receipt postmarked, stick the gummed stub on the left portion of the address side of the article, *leaving the receipt attached*, and present the article at a post office service window or hand it to your rural carrier. (*no extra charge*)
3. If you do not want this receipt postmarked, stick the gummed stub on the left portion of the address side of the article, detach and retain the receipt, and mail the article.
4. If you want a return receipt, write the certified-mail number and your name and address on a return receipt card, Form 3811, and attach it to the back of the article by means of the gummed ends. Endorse front of article RETURN RECEIPT REQUESTED. (*Fees—10¢ or 35¢.*)
5. If you want the article delivered only to the addressee, endorse it on the front DELIVER TO ADDRESSEE ONLY. (*Fee—50¢*). Place the same endorsement in line 2 of the return receipt card.
6. Save this receipt and present it if you make inquiry.

POST OFFICE DEPARTMENT
OFFICIAL BUSINESS

PENALTY FOR PRIVATE USE TO AVOID
PAYMENT OF POSTAGE, \$200

POSTMARK OF
DELIVERING OFFICE



INSTRUCTIONS: Show name and address below and
complete instructions on other side, where applicable.
Moisten gummed ends, attach and hold firmly to back
of article. Print on front of article RETURN
RECEIPT REQUESTED.

VINCENT VESPIA, CITY CLERK
CITY HALL
PROVIDENCE, R.I., 02903

65-10-71549-8

Oct. 1965

3811 Form

INSTRUCTIONS TO DELIVERING EMPLOYEE

☐ Show to whom and when delivered ☐ Show to whom, when, and address where delivered ☐ Deliver ONLY to addressee
(Additional charges required for these services)

RECEIPT

Received the numbered article described below.

REGISTERED NO.	SIGNATURE OR NAME OF ADDRESSEE (Must always be filled in)	
CERTIFIED NO. 741 310	1	<i>Don't give address</i>
INSURED NO.	2	<i>W. J. Jones</i>
DATE DELIVERED APR 1966	SHOW WHERE DELIVERED (only if requested)	

No. 741311

RECEIPT FOR CERTIFIED MAIL—20¢

SENT TO

POSTMARK
OR DATE

ANTHONY C PAOLINO
INCORPORATED
357 WESTMINSTER ST
PROVIDENCE, R. I.



16-054-105

July 1965

NOT FOR INTERNATIONAL MAIL

1. Stick postage stamps to your article to pay:
BASIC CHARGES
Certified fee—20¢
Postage (first-class or airmail)

OPTIONAL SERVICES
Return receipt (10¢ or 35¢)
Deliver to addressee only—50¢
Special delivery
2. If you want this receipt postmarked, stick the gummed stub on the left portion of the address side of the article, *leaving the receipt attached*, and present the article at a post office service window or hand it to your rural carrier. (*no extra charge*)
3. If you do not want this receipt postmarked, stick the gummed stub on the left portion of the address side of the article, detach and retain the receipt, and mail the article.
4. If you want a return receipt, write the certified-mail number and your name and address on a return receipt card, Form 3811, and attach it to the back of the article by means of the gummed ends. Endorse front of article RETURN RECEIPT REQUESTED. (*Fee—10¢ or 35¢.*)
5. If you want the article delivered only to the addressee, endorse it on the front DELIVER TO ADDRESSEE ONLY. (*Fee—50¢*). Place the same endorsement in line 2 of the return receipt card.
6. Save this receipt and present it if you ~~can~~ make inquiry.

POST OFFICE DEPARTMENT
OFFICIAL BUSINESS

PENALTY FOR PRIVATE USE TO-MOULD
PAYMENT OF POSTAGE \$300.00



POSTMARK OF
DELIVERING OFFICE

INSTRUCTIONS: Show name and address below and
complete instructions on other side, where applicable.
Moisten gummed ends, attach and hold firmly to back
of article. Print on front of article RETURN
RECEIPT REQUESTED.

RETURN
TO

VINCENT VESPIA, CITY CLERK
CITY HALL
PROVIDENCE, R.I., 02903

65-16-71545-8

Oct. 1965

3811

POD Form

INSTRUCTIONS TO DELIVERING EMPLOYEE

☐ Show to whom and when delivered ☐ Show to whom, when, and address where delivered ☐ Deliver ONLY to addressee
(Additional charges required for these services)

RECEIPT

Received the numbered article described below.

REGISTERED NO. SIGNATURE OR NAME OF ADDRESSEE (Must always be filled in)

CERTIFIED NO.

741311

INSURED NO.

SIGNATURE OF ADDRESSEE'S AGENT, IF ANY

DATE DELIVERED

APR 1950

SHOW WHERE DELIVERED (only if requested)


No. 741312

RECEIPT FOR CERTIFIED MAIL—20¢

SENT TO

POSTMARK
OR DATE

MARIA PAOLINO
360 VALLEY ST
PROVIDENCE, R. I.



16-056-590

July 1963

NOT FOR INTERNATIONAL MAIL

1. Stick postage stamps to your article to pay:

BASIC CHARGES

Certified fee—20¢

Postage (first-class or airmail)

OPTIONAL SERVICES

Return receipt (10¢ or 35¢)


Deliver to addressee only—50¢

Special delivery

2. If you want this receipt postmarked, stick the gummed stub on the left portion of the address side of the article, *leaving the receipt attached*, and present the article at a post office service window or hand it to your rural carrier. (*no extra charge*)
3. If you do not want this receipt postmarked, stick the gummed stub on the left portion of the address side of the article, detach and retain the receipt, and mail the article.
4. If you want a return receipt, write the certified-mail number and your name and address on a return receipt card, Form 3811, and attach it to the back of the article by means of the gummed ends. Endorse front of article **RETURN RECEIPT REQUESTED**. (*Fees—10¢ or 35¢*)
5. If you want the article delivered only to the addressee, endorse it on the front **DELIVER TO ADDRESSEE ONLY**. (*Fee—50¢*). Place the same endorsement in line 2 of the return receipt card.
6. Save this receipt and present it if you make inquiry.

POST OFFICE DEPARTMENT
OFFICIAL BUSINESS

PENALTY FOR PRIVATE USE TO AVOID
PAYMENT OF POSTAGE, \$300



INSTRUCTIONS: Show name and address below and complete instructions on other side, where applicable. Moisten gummed ends, attach and hold firmly to back of article. Print on front of article **RETURN RECEIPT REQUESTED**.

VINCENT VESPIA, CITY CLERK
CITY HALL
PROVIDENCE, R.I., 02903

INSTRUCTIONS TO DELIVERING EMPLOYEE

☐ Show to whom and when delivered ☐ Show to whom, when, and address where delivered ☐ Deliver ONLY to addressee
(Additional charges required for these services)

RECEIPT

Received the numbered article described below.

REGISTERED NO. SIGNATURE OR NAME OF ADDRESSEE (Must always be filled in)

CERTIFIED NO.

741312

INSURED NO.

1 *Maria Polina* 2 *47*
SIGNATURE OF ADDRESSEE'S AGENT, IF ANY

DATE DELIVERED

SHOW WHERE DELIVERED (only if requested)

4/6/66

No. 741313

RECEIPT FOR CERTIFIED MAIL—20¢

SENT TO

POSTMARK
OR DATE

PARAMOUNT REALTY COMPANY
410 UNION TR BLDG
PROVIDENCE, R. I.

16-070-400



July 1965


NOT FOR INTERNATIONAL MAIL

1. Stick postage stamps to your article to pay:
BASIC CHARGES
Certified fee—20¢
Postage (first-class or airmail)
OPTIONAL SERVICES
Return receipt (10¢ or 35¢)
Deliver to addressee only—50¢
Special delivery
2. If you want this receipt postmarked, stick the gummed stub on the left portion of the address side of the article, *leaving the receipt attached*, and present the article at a post office service window or hand it to your rural carrier. (*no extra charge*)
3. If you do not want this receipt postmarked, stick the gummed stub on the left portion of the address side of the article, detach and retain the receipt, and mail the article.
4. If you want a return receipt, write the certified-mail number and your name and address on a return receipt card, Form 3811, and attach it to the back of the article by means of the gummed ends. Endorse front of article RETURN RECEIPT REQUESTED. (*Fees—10¢ or 35¢*)
5. If you want the article delivered only to the addressee, endorse it on the front DELIVER TO ADDRESSEE ONLY. (*Fee—50¢*). Place the same endorsement in line 2 of the return receipt card.
6. Save this receipt and present it if you make inquiry.

POST OFFICE DEPARTMENT
OFFICIAL BUSINESS

PENALTY FOR PRIVATE USE TO AVOID
PAYMENT OF POSTAGE IS \$9

POSTMARK OF
DELIVERING OFFICE



INSTRUCTIONS: Show name and address below and
complete instructions on other side, where applicable.
Moisten gummed ends, attach and hold firmly to back
of article. Print on front of article **RETURN**
RECEIPT REQUESTED.

← **RETURN**
TO

VINCENT VESPIA, CITY CLERK
CITY HALL
PROVIDENCE, R.I., 02903

65-10-71548-8

Oct. 1965
3811
POP Form

INSTRUCTIONS TO DELIVERING EMPLOYEE

☐ Show to whom and when delivered ☐ Show to whom, when, and address where delivered to addressee
(Additional charges required for these services)

RECEIPT

Received the numbered article described below.

REGISTERED NO. SIGNATURE OR NAME OF ADDRESSEE (Must always be filled in)

CERTIFIED NO.

741313

INSURED NO.

SIGNATURE OF ADDRESSEE'S AGENT, IF ANY

DATE DELIVERED

SHOW WHERE DELIVERED (only if requested)

4-6-66

ACCOUNT NUMBER	PLAT	LOT	LAND VALUATION	BUILDING VALUATION	TOTAL VALUATION	BLDGS. AS P/P	AREA CODE	GRAND TOTAL	SPECIAL TAX	INSTALLMENT PER YR FOR 25YRS
JAMES PELOSI AND WF VIRGINIA I 9 TUXEDO AVE										
16-159-810	33	361	450	4,950	5,000		0			
16-159-810	33	580	610	940	1,550		0			
16-159-810	33	581	610		610		0	7,160	96.66	3.86
JOSEPHINE M PELOSI 654 ATWELLS AVE										
16-160-095	33	365	1,570	9,170	10,740		0			
16-160-095	33	366	720		720		0	11,460	154.71	6.18
JOSEPHINE PELOSI EST 10 TUXEDO AVE										
16-160-101	33	367	1,680	10,140	11,820		0	11,820	159.57	6.38
PEOPLES FURNITURE COMPANY 189 CANAL ST										
16-170-599	10	585	20,850	66,020	86,870		0	86,870	1,172.75	46.91
PEOPLES SAVINGS BANK IN PROV 145 WESTMINSTER ST										
16-170-700	20	16	271,580	840,350	1,111,930		0	1,111,930	15,011.06	600.44
FRED B PERKINS GORDON E CADWGAN JOHN E C HALL ROBERT W KENYON AND NICEA HOWARD TRS U IND OF TRUST DATED 5 29 52 C O ROBERT W KENYON 187 WESTMINSTER ST										
16-180-227	20	20	671,770	265,770	937,540		0	937,540	12,656.79	506.27
WILLIAM D PERKINS AND WF EDITH M 34 DESOTO ST										
16-182-015	33	374	640	6,140	6,780		1	6,780	91.53	3.66

No. 741321

RECEIPT FOR CERTIFIED MAIL—20¢

SENT TO

POSTMARK
OR DATE

WILLIAM D PERKINS AND WF
EDITH M
34 DESOTO ST
PROVIDENCE, R. I.



16-182-015

JUL 1963

NOT FOR INTERNATIONAL MAIL

1. Stick postage stamps to your article to pay:

BASIC CHARGES

Certified fee—20¢

Postage (first-class or airmail)

OPTIONAL SERVICES

Return receipt (10¢ or 35¢)

Deliver to addressee only—50¢

Special delivery.

2. If you want this receipt postmarked, stick the gummed stub on the left portion of the address side of the article, *leaving the receipt attached*, and present the article at a post office service window or hand it to your rural carrier. (*no extra charge*)
3. If you do not want this receipt postmarked, stick the gummed stub on the left portion of the address side of the article, detach and retain the receipt, and mail the article.
4. If you want a return receipt, write the certified-mail number and your name and address on a return receipt card, Form 3811, and attach it to the back of the article by means of the gummed ends. Endorse front of article **RETURN RECEIPT REQUESTED**. (*Fees—10¢ or 35¢.*)
5. If you want the article delivered only to the addressee, endorse it on the front **DELIVER TO ADDRESSEE ONLY**. (*Fee—50¢*). Place the same endorsement in line 2 of the return receipt card.
6. Save this receipt and present it if you make inquiry.

**PENALTY FOR PRIVATE USE TO AVOID
PAYMENT OF POSTAGE, \$300**

© 2000 The McGraw-Hill Companies



INSTRUCTIONS: Show name and address below and complete instructions on other side, where applicable. Moistened gummed ends, attach and hold firmly to back of article. Print on front of article **RETURN RECEIPT REQUESTED.**

RETURN
TO

VINCENT VESPIA, CITY CLERK
CITY HALL
PROVIDENCE, R.I., 02903

INSTRUCTIONS TO DELIVERING EMPLOYEE
☐ Show to whom and when delivered
☐ Show to whom, when, and address where delivered
☐ Deliver ONLY to addressee
(Additional charges required for these services)

RECEIPT

Received the numbered article described below.

REGISTERED NO.	SIGNATURE OR NAME OF ADDRESSEE (Must always be filled in)	
CERTIFIED NO. 741-321	1 William Perkins	2 Edith Perkins
INSURED NO.	SIGNATURE OF ADDRESSEE'S AGENT, IF ANY	
DATE DELIVERED APR 6 1966	SHOW WHERE DELIVERED (only if requested)	

No. 741315

RECEIPT FOR CERTIFIED MAIL—20¢

SENT TO

POSTMARK
OR DATE

JAMES PELOSI AND WF
VIRGINIA I
9 TUXEDO AVE
PROVIDENCE, R. I.

16-159-810



JULY 1965


NOT FOR INTERNATIONAL MAIL

1. Stick postage stamps to your article to pay:
BASIC CHARGES
Certified fee—20¢
Postage (first-class or airmail)

OPTIONAL SERVICES
Return receipt (10¢ or 35¢)
Deliver to addressee only—50¢
Special delivery
2. If you want this receipt postmarked, stick the gummed stub on the left portion of the address side of the article, *leaving the receipt attached*, and present the article at a post office service window or hand it to your rural carrier. (*no extra charge*)
3. If you do not want this receipt postmarked, stick the gummed stub on the left portion of the address side of the article, detach and retain the receipt, and mail the article.
4. If you want a return receipt, write the certified-mail number and your name and address on a return receipt card, Form 3811, and attach it to the back of the article by means of the gummed ends. Endorse front of article RETURN RECEIPT REQUESTED. (*Fees—10¢ or 35¢.*)
5. If you want the article delivered only to the addressee, endorse it on the front DELIVER TO ADDRESSEE ONLY. (*Fee—50¢.*) Place the same endorsement in line 2 of the return receipt card.
6. Save this receipt and present it if you make inquiry.

PENALTY FOR PRIVATE USE TO AVOID
PAYMENT OF POSTAGE, \$300

POST OFFICE DEPARTMENT
OFFICIAL BUSINESS



INSTRUCTIONS: Show name and address below and
complete instructions on other side where applicable.
Moisten gummed ends, attach and hold firmly to back
of article. Print on front of article RETURN
RECEIPT REQUESTED.

VINCENT VESPIA, CITY CLERK
CITY HALL
PROVIDENCE, R.I., 02903

055-10-71548-8

POD Form 3811 Oct. 1965

INSTRUCTIONS TO DELIVERING EMPLOYEE

☐ Show to whom and when delivered ☐ Show to whom, when, and address where delivered ☐ Deliver ONLY to addressee
(Additional charges required for these services)

RECEIPT

Received the numbered article described below.

REGISTERED NO.

SIGNATURE OR NAME OF ADDRESSEE (Must always be filled in)

CERTIFIED NO.

241315

INSURED NO.

SIGNATURE OF ADDRESSEE'S AGENT, IF ANY

DATE DELIVERED

4/6/66

SHOW WHERE DELIVERED (only if requested)

No. 741316

RECEIPT FOR CERTIFIED MAIL—20¢

SENT TO

POSTMARK
OR DATE

JOSEPHINE M PELOSI
654 ATWELLS AVE
PROVIDENCE, R. I.

16-160-095



NOT FOR INTERNATIONAL MAIL

1. Stick postage stamps to your article to pay:
BASIC CHARGES
Certified fee—20¢
Postage (first-class or airmail)

OPTIONAL SERVICES
Return receipt (10¢ or 35¢)
Deliver to addressee only—50¢
Special delivery
2. If you want this receipt postmarked, stick the gummed stub on the left portion of the address side of the article, *leaving the receipt attached*, and present the article at a post office service window or hand it to your rural carrier. (*no extra charge*)
3. If you do not want this receipt postmarked, stick the gummed stub on the left portion of the address side of the article, detach and retain the receipt, and mail the article.
4. If you want a return receipt, write the certified-mail number and your name and address on a return receipt card, Form 3811, and attach it to the back of the article by means of the gummed ends. Endorse front of article RETURN RECEIPT REQUESTED. (*Fees—10¢ or 35¢.*)
5. If you want the article delivered only to the addressee, endorse it on the front DELIVER TO ADDRESSEE ONLY. (*Fee—50¢*). Place the same endorsement in line 2 of the return receipt card.
6. Save this receipt and present it if you make inquiry.

POST OFFICE DEPARTMENT
OFFICIAL BUSINESS

PENALTY FOR PRIVATE USE TO AVOID
PAYMENT OF POSTAGE \$300

POSTMARK OF
DELIVERING OFFICE

INSTRUCTIONS: Show name and address below and
complete instructions on other side, where applicable.
Moisten gummed ends, attach and hold firmly to back
of article. Print on front of article **RETURN**
RECEIPT REQUESTED.

RETURN
TO

VINCENT VESPIA, CITY CLERK
CITY HALL
PROVIDENCE, R.I., 02903

655-10-71035-R

POD FORM 302a U.S. POST

INSTRUCTIONS TO DELIVERING EMPLOYEE
☐ Show to whom and ☐ Show to whom, when, and ☐ Deliver ONLY
when delivered address where delivered to addressee
(Additional charges required for these services)

RECEIPT

Received the numbered article described below.

REGISTERED NO. SIGNATURE OR NAME OF ADDRESSEE (Must always be filled in)

CERTIFIED NO.

741316

INSURED NO.

SIGNATURE OF ADDRESSEE'S AGENT, IF ANY

DATE DELIVERED

SHOW WHERE DELIVERED (only if requested)

4/6/65

No. 741317

RECEIPT FOR CERTIFIED MAIL—20¢

SENT TO

POSTMARK
OR DATE

JOSEPHINE PELOSI EST
10 TUXEDO AVE
PROVIDENCE, R. I.

16-160-101



JULY 1965

NOT FOR INTERNATIONAL MAIL

1. Stick postage stamps to your article to pay:
BASIC CHARGES
Certified fee—20¢
Postage (first-class or airmail)
OPTIONAL SERVICES
Return receipt (10¢ or 35¢)
Deliver to addressee only—50¢
Special delivery
2. If you want this receipt postmarked, stick the gummed stub on the left portion of the address side of the article, *leaving the receipt attached*, and present the article at a post office service window, or hand it to your rural carrier. (*no extra charge*)
3. If you do not want this receipt postmarked, stick the gummed stub on the left portion of the address side of the article, detach and retain the receipt, and mail the article.
4. If you want a return receipt, write the certified-mail number and your name and address on a return receipt card, Form 3811, and attach it to the back of the article by means of the gummed ends. Endorse front of article: RETURN RECEIPT REQUESTED. (*Fee—10¢ or 35¢.*)
5. If you want the article delivered only to the addressee, endorse it on the front: DELIVER TO ADDRESSEE ONLY. (*Fee—50¢*). Place the same endorsement in line 2 of the return receipt card.
6. Save this receipt and present it if you make inquiry.

POST OFFICE DEPARTMENT
OFFICIAL BUSINESS

PENALTY FOR PRIVATE USE TO AVOID
PAYMENT OF POSTAGE \$300

POSTMARK OF
DELIVERING OFFICE

INSTRUCTIONS: Show name and address below and
complete instructions on other side, where applicable.
Moisten gummed ends, attach and hold firmly to back
of article. Print on front of article RETURN
RECEIPT REQUESTED.

RETURN
TO

VINCENT VESPIA, CITY CLERK
CITY HALL
PROVIDENCE, R.I., 02903

655-16-71548-8

POD Form 3811 Oct. 1965

☐ Show to whom and when delivered
(Additional charges required for these services)

☐ Show to whom, when, and address where delivered
(Additional charges required for these services)

☐ Deliver ONLY to addressee

RECEIPT

Received the numbered article described below.

REGISTERED NO. 6 SIGNATURE OR NAME OF ADDRESSEE (Must always be filled in)

CERTIFIED NO.

741317

INSURED NO.

SIGNATURE OF ADDRESSEE'S AGENT, IF ANY

DATE DELIVERED

SHOW WHERE DELIVERED (only if requested)

No. 741318


RECEIPT FOR CERTIFIED MAIL—20¢

SENT TO

POSTMARK
OR DATE

PEOPLES FURNITURE COMPANY
189 CANAL ST
PROVIDENCE, R. I.

16-170-599



July 1965


NOT FOR INTERNATIONAL MAIL

1. Stick postage stamps to your article to pay:
 BASIC CHARGES
 Certified fee—20¢
 Postage (first-class or airmail)
 OPTIONAL SERVICES
 Return receipt (10¢ or 35¢)
 Deliver to addressee only—50¢
 Special delivery
2. If you want this receipt postmarked, stick the gummed stub on the left portion of the address side of the article, *leaving the receipt attached*, and present the article at a post office service window or hand it to your rural carrier. (*no extra charge*)
3. If you do not want this receipt postmarked, stick the gummed stub on the left portion of the address side of the article, detach and retain the receipt, and mail the article.
4. If you want a return receipt, write the certified-mail number and your name and address on a return receipt card, Form 3811, and attach it to the back of the article by means of the gummed ends. Endorse front of article RETURN RECEIPT REQUESTED. (*Fees—10¢ or 35¢.*)
5. If you want the article delivered only to the addressee, endorse it on the front DELIVER TO ADDRESSEE ONLY. (*Fee—50¢*). Place the same endorsement in line 2 of the return receipt card.
6. Save this receipt and present it if you make inquiry.

POST OFFICE DEPARTMENT
OFFICIAL BUSINESS

PENALTY FOR PRIVATE USE TO AVOID
PAYMENT OF POSTAGE \$300

POSTMARK OF
DELIVERING OFFICE



INSTRUCTIONS: Show name and address below and
complete instructions on other side, where applicable.
Moisten gummed ends, attach and hold firmly to back
of article. Print on front of article RETURN
RECEIPT REQUESTED.

VINCENT VESPIA, CITY CLERK
CITY HALL
PROVIDENCE, R.I., 02903

INSTRUCTIONS TO DELIVERING EMPLOYEE

☐ Show to whom and when delivered ☐ Show to whom, when, and address where delivered ☐ Deliver ONLY to addressee
(Additional charges required for these services)

RECEIPT

Received the numbered article described below.

SIGNATURE OR NAME OF ADDRESSEE (Must always be filled in)

1 Peoples Furniture

2 SIGNATURE OF ADDRESSEE'S AGENT, IF ANY

Marion Gammon

(SHOW WHERE DELIVERED (only if requested))

REGISTERED NO.

CERTIFIED NO.

741318

INSURED NO.

DATE DELIVERED

3-6


No. 741319

RECEIPT FOR CERTIFIED MAIL—20¢

SENT TO

POSTMARK
OR DATE

PEOPLES SAVINGS BANK IN PROV
145 WESTMINISTER ST
PROVIDENCE, R. I.



16-170-700

July 1965

NOT FOR INTERNATIONAL MAIL

1. Stick postage stamps to your article to pay:

BASIC CHARGES

Certified fee—20¢

Postage (first-class or airmail)

OPTIONAL SERVICES

Return receipt (10¢ or 35¢)

Deliver to addressee only—50¢

Special delivery

2. If you want this receipt postmarked, stick the gummed stub on the left portion of the address side of the article, *leaving the receipt attached*, and present the article at a post office service window or hand it to your rural carrier. (*no extra charge*)
3. If you do not want this receipt postmarked, stick the gummed stub on the left portion of the address side of the article, detach and retain the receipt, and mail the article.
4. If you want a return receipt, write the certified-mail number and your name and address on a return receipt card, Form 3811, and attach it to the back of the article by means of the gummed ends. Endorse front of article **RETURN RECEIPT REQUESTED**. (*Fees—10¢ or 35¢.*)
5. If you want the article delivered only to the addressee, endorse it on the front **DELIVER TO ADDRESSEE ONLY**. (*Fee—50¢.*) Place the same endorsement in line 2 of the return receipt card.
6. Save this receipt and present it if you make inquiry.

POST OFFICE DEPARTMENT
OFFICIAL BUSINESS

PENALTY FOR PRIVATE USE TO AVOID
PAYMENT OF POSTAGE, \$300



INSTRUCTIONS: Show name and address below and complete instructions on other side, where applicable. Moisten gummed ends, attach and hold firmly to back of article. Print on front of article **RETURN RECEIPT REQUESTED**.

RETURN
TO

VINCENT VESPIA, CITY CLERK
CITY HALL
PROVIDENCE, R.I., 02903

65-16-71548-8

POD Form 3811 Oct. 1965

INSTRUCTIONS TO DELIVERING EMPLOYEE

☐ Show to whom and when delivered ☐ Show to whom, when, and address where delivered ☐ Deliver ONLY to addressee
(Additional charges required for these services)

RECEIPT

Received the numbered article described below.

REGISTERED NO. SIGNATURE OR NAME OF ADDRESSEE (Must always be filled in)

CERTIFIED NO.

741319

INSURED NO.

1 Peoples Savings Bank

2 SIGNATURE OF ADDRESSEE'S AGENT, IF ANY

L. Clinton

DATE DELIVERED

APR 6 - 1966

SHOW WHERE DELIVERED (only if requested)


No. 741320

RECEIPT FOR CERTIFIED MAIL—20¢

SENT TO

POSTMARK
OR DATE

FRED B PERKINS GORDON E
CADWGAN JOHN E C HALL
ROBERT W KENYON AND NICEA
HOWARD TRS U IND OF TRUST
DATED 5 29 52
C O ROBERT W KENYON



July 1965

NOT FOR INTERNATIONAL MAIL

(See other side)

1. Stick post
BASIC
Certified
Postage

2. If you want
address service
service with
the address
4. If you want
a return receipt
ends. Enter

5. If you want the article delivered only to the addressee, endorse it on the front "DELIVER TO
ADDRESSEE ONLY. (Fee—50¢). Place the same endorsement in line 2 of the return receipt
card.

6. Save this receipt and present it if you make inquiry.


16-180-227

187 WESTMINSTER ST
PROVIDENCE, R. I.

POST OFFICE DEPARTMENT
OFFICIAL BUSINESS

PENALTY FOR PRIVATE USE TO AVOID
PAYMENT OF POSTAGE \$300

POSTMARK OF
DELIVERING OFFICE



INSTRUCTIONS: Show name and address below and
complete instructions on other side, where applicable.
Moisten gummed ends, attach and hold firmly to back
of article. Print name and address on front of article. **RETURN**
RECEIPT REQUESTED.

VINCENT VESPIA, CITY CLERK
CITY HALL
PROVIDENCE, R.I., 02903

55-16-71648-8

POP Form 3811 Oct. 1965

INSTRUCTIONS TO DELIVERING EMPLOYEE

☐ Show to whom and when delivered ☐ Show to whom, when, and address where delivered ☐ Deliver ONLY to addressee
(Additional charges required for these services)

RECEIPT

Received the numbered article described below.

REGISTERED NO. SIGNATURE OR NAME OF ADDRESSEE (Must always be filled in)

CERTIFIED NO.

741320

INSURED NO.

SIGNATURE OF ADDRESSEE'S AGENT, IF ANY

DATE DELIVERED

SHOW WHERE DELIVERED (only if requested)

4/4/66

ACCOUNT NUMBER	PLAT	LOT	LAND VALUATION	BUILDING VALUATION	TOTAL VALUATION	BLDGS. AS P/P	AREA CODE	GRAND TOTAL	SPECIAL TAX	INSTALLMENT PER YR FOR 25YRS
PHENIX BANK BUILDING INCORPORATED 17 EXCHANGE ST										
16-240-395	20	8	189,900	74,910	264,810		0	264,810	3,574.94	142.99
PHILLIPS LEAD AND SUPPLY COMPANY 231 SO MAIN ST										
16-246-700	16	27	15,400	60,090	75,490		1			
16-246-700	16	28	3,830		3,830		0			
16-246-700	16	169	3,990		3,990		0	83,310	1,124.69	44.98
AGOSTINO PIACITELLI AND WF FILOMENA 666 ATWELLS AVE										
16-251-401	33	364	1,120	4,890	6,010		0	6,010	81.14	3.24
DOMENICO PILOZZI AND WF MARY E 123 HILLWOOD ST CRANSTON RI										
16-282-105	33	371	740	5,190	5,930		0			
16-282-105	33	373	210	3,610	3,820		0	9,750	131.63	5.26
PIONEER REALTY CORPORATION 95 MATHEWSON ST										
16-291-700	25	219	74,800	67,160	141,960		0	141,960	1,916.46	76.65
GIUSEPPE PISANO & WF CARMELA 24 TUXEDO AVE										
16-296-100	33	372	900	7,000	7,900		0	7,900	106.65	4.26

No. 741322

RECEIPT FOR CERTIFIED MAIL—20¢

SENT TO

POSTMARK
OR DATE

PHENIX BANK BUILDING
INCORPORATED
17 EXCHANGE ST
PROVIDENCE, R. I.

16-240-395



July 1965

NOT FOR INTERNATIONAL MAIL

(See other side)

1. Stick postage stamps to your article to pay:
 - BASIC CHARGES
 - Certified fee—20¢
 - Postage (first-class or airmail)
2. If you want this receipt postmarked, stick the gummed stub on the left portion of the address side of the article, *leaving the receipt attached*, and present the article at a post office service window or hand it to your rural carrier. (*no extra charge*)
3. If you do not want this receipt postmarked, stick the gummed stub on the left portion of the address side of the article, detach and retain the receipt, and mail the article.
4. If you want a return receipt, write the certified-mail number and your name and address on a return receipt card, Form 3811, and attach it to the back of the article by means of the gummed ends. Endorse front of article RETURN RECEIPT REQUESTED. (*Fees—10¢ or 35¢.*)
5. If you want the article delivered only to the addressee, endorse it on the front DELIVER TO ADDRESSEE ONLY. (*Fee—50¢.*) Place the same endorsement in line 2 of the return receipt card.
6. Save this receipt and present it if you make inquiry.

OPTIONAL SERVICES

Return receipt (10¢ or 35¢)
 Deliver to addressee only—50¢

Special delivery

POST OFFICE DEPARTMENT
OFFICIAL BUSINESS

POST OFFICE DEPARTMENT
OFFICIAL BUSINESS

055-10-71549-8

POSTMARK OF
DELIVERING OFFICE



INSTRUCTIONS: Show name and address below and
complete instructions on other side, where applicable.
Moisten gummed ends, attach and hold firmly to back
of article. Print on front of article RETURN
RECEIPT REQUESTED.

RETURN
TO

V

VINCENT VESPIA, CITY CLERK
CITY HALL
PROVIDENCE, R.I., 02903

POD Form 3811 Oct. 1965

REGISTERING EMPLOYEE

☐ Show to whom and when delivered
☐ Show to whom, when, and address where delivered ☐ Deliver ONLY to addressee
(Additional charges required for these services)

RECEIPT

Received the numbered article described below.

REGISTERED NO.	SIGNATURE OR NAME OF ADDRESSEE <i>(Must always be filed in)</i> <i>Charles David Kelly</i>	
CERTIFIED NO. <i>791 322</i>	1	2
INSURED NO.	SIGNATURE OF ADDRESSEE'S AGENT, IF ANY <i>Charles David Kelly</i>	
DATE DELIVERED <i>APR 6 1963</i>	SHOW WHERE DELIVERED <i>(only if requested)</i>	

No. 741323

RECEIPT FOR CERTIFIED MAIL—20¢

SENT TO

POSTMARK
OR DATE

PHILLIPS LEAD AND
SUPPLY COMPANY
231 SO MAIN ST
PROVIDENCE, R. I.

16-246-700



July 1965

NOT FOR INTERNATIONAL MAIL

1. Stick postage stamps to your article to pay:

BASIC CHARGES

Certified fee—20¢

Postage (first-class or airmail)

OPTIONAL SERVICES

Return receipt (10¢ or 35¢)

Deliver to addressee only—50¢

Special delivery

2. If you want this receipt postmarked, stick the gummed stub on the left portion of the address side of the article, *leaving the receipt attached*, and present the article at a post office service window or hand it to your rural carrier. (*no extra charge*)
3. If you do not want this receipt postmarked, stick the gummed stub on the left portion of the address side of the article, detach and retain the receipt, and mail the article.
4. If you want a return receipt, write the certified-mail number and your name and address on a return receipt card, Form 3811, and attach it to the back of the article by means of the gummed ends. Endorse front of article RETURN RECEIPT REQUESTED. (*Fees—10¢ or 35¢.*)
5. If you want the article delivered only to the addressee, endorse it on the front DELIVER TO ADDRESSEE ONLY. (*Fee—50¢.*) Place the same endorsement in line 2 of the return receipt card.
6. Save this receipt and present it if you make inquiry.

POST OFFICE DEPARTMENT
OFFICIAL BUSINESS

PENALTY FOR PRIVATE USE TO AVOID
PAYMENT OF POSTAGE, \$300

POSTMARK OF
DELIVERING OFFICE



RETURN
TO

INSTRUCTIONS: Show name and address below and
complete instructions on other side, where applicable.
Moisten gummed ends, attach and hold firmly to back
of article. Print on front of article **RETURN**
RECEIPT REQUESTED.

VINCENT VESPIA, CITY CLERK
CITY HALL
PROVIDENCE, R.I., 02903

655-16-71548-8

POP Form 3811, Oct. 1965

INSTRUCTIONS TO DELIVERING EMPLOYEE

☐ Show to whom and when delivered ☐ Show to whom, when, and address where delivered ☐ Deliver ONLY to addressee
(Additional charges required for these services)

RECEIPT

Received the numbered article described below.

REGISTERED NO.	SIGNATURE OR NAME OF ADDRESSEE (Must always be filled in)	
CERTIFIED NO. 741323 R	1	<i>Philip Lee Ford</i>
INSURED NO.	2	<i>R Carroll</i>
DATE DELIVERED 4-6-68	SIGNATURE OF ADDRESSEE'S AGENT, IF ANY	
	SHOW WHERE DELIVERED (only if requested)	

No. 741324

RECEIPT FOR CERTIFIED MAIL—20¢

SENT TO

POSTMARK
OR DATE

AGOSTINO PIACITELLI AND WF
FILOMENA
666 ATWELLS AVE
PROVIDENCE, R. I.

16-251-401

July 1965

NOT FOR INTERNATIONAL MAIL



1. Stick postage stamps to your article to pay:

BASIC CHARGES

Certified fee—20¢

Postage (first-class or airmail)

OPTIONAL SERVICES

Return receipt (10¢ or 35¢)

Deliver to addressee only—50¢

Special delivery

2. If you want this receipt postmarked, stick the gummed stub on the left portion of the address side of the article, *leaving the receipt attached*, and present the article at a post office service window or hand it to your rural carrier. (*no extra charge*)
3. If you do not want this receipt postmarked, stick the gummed stub on the left portion of the address side of the article, detach and retain the receipt, and mail the article.
4. If you want a return receipt, write the certified-mail number and your name and address on a return receipt card, Form 3811, and attach it to the back of the article by means of the gummed ends. Endorse front of article RETURN RECEIPT REQUESTED. (*Fees—10¢ or 3½¢*)
5. If you want the article delivered only to the addressee, endorse it on the front DELIVER TO ADDRESSEE ONLY. (*Fee—50¢*). Place the same endorsement in line 2 of the return receipt card.
6. Save this receipt and present it if you make inquiry.

POST OFFICE DEPARTMENT
OFFICIAL BUSINESS

PENALTY FOR PRIVATE USE TO AVOID
PAYMENT OF POSTAGE, \$300

POSTMARK OF
DELIVERING OFFICE

INSTRUCTIONS: Show name and address below and
complete instructions on other side, where applicable.
Moisten gummed ends, attach and hold firmly to back
of article. Print on front of article **RETURN**
RECEIPT REQUESTED.

RETURN
TO

VINCENT VESPIA, CITY CLERK
CITY HALL
PROVIDENCE, R.I., 02903

INSTRUCTIONS TO DELIVERING EMPLOYEE

☐ Show to whom and when delivered ☐ Show to whom, when, and address where delivered ☐ Deliver ONLY to addressee
(Additional charges required for these services)

RECEIPT

Received the numbered article described below.

REGISTERED NO.	SIGNATURE OR NAME OF ADDRESSEE (Must always be filled in)	
CERTIFIED NO.	1	SIGNATURE OF ADDRESSEE'S AGENT, IF ANY
INSURED NO.	2	
DATE DELIVERED	SHOW WHERE DELIVERED (only if requested)	

No. 741325

RECEIPT FOR CERTIFIED MAIL—20¢

SENT TO POSTMARK OR DATE

DOMENICO PILOZZI AND WF
MARY E
123 HILLWOOD ST
CRANSTON R I

16-282-105



July 1965 NOT FOR INTERNATIONAL MAIL

1. Stick postage stamps to your article to pay:

BASIC CHARGES

Certified fee—20¢

Postage (first-class or airmail)

OPTIONAL SERVICES

Return receipt (10¢ or 35¢)

Deliver to addressee only—50¢

Special delivery

2. If you want this receipt postmarked, stick the gummed stub on the left portion of the address side of the article, *leaving the receipt attached*, and present the article at a post office service window or hand it to your rural carrier. (*no extra charge*)
3. If you do not want this receipt postmarked, stick the gummed stub on the left portion of the address side of the article, detach and retain the receipt, and mail the article.
4. If you want a return receipt, write the certified-mail number and your name and address on a return receipt card, Form 3811, and attach it to the back of the article by means of the gummed ends. Endorse front of article **RETURN RECEIPT REQUESTED**. (*Fees—10¢ or 35¢.*)
5. If you want the article delivered only to the addressee, endorse it on the front **DELIVER TO ADDRESSEE ONLY**. (*Fee—50¢*). Place the same endorsement in line 2 of the return receipt card.
6. Save this receipt and present it if you make inquiry.

POST OFFICE DEPARTMENT
OFFICIAL BUSINESS

POST OFFICE DEPARTMENT
OFFICIAL BUSINESS

455-10-71548-8



RETURN
TO

INSTRUCTIONS: Show name and address below and complete instructions on other side, where applicable. Moistened gummed ends, attach and hold firmly to back of article. Put on front of article RETURN RECEIPT REQUESTED.

VINCENT VESPIA, CITY CLERK
CITY HALL
PROVIDENCE, R.I., 02903

INSTRUCTIONS TO DELIVERING EMPLOYEE			
<input type="checkbox"/>	Show to whom and when delivered	<input type="checkbox"/>	Show to whom, when, and address where delivered to addressee
(Additional charges required for these services)			

RECEIPT

Received the numbered article described below.

REGISTERED NO.	SIGNATURE OR NAME OF ADDRESSEE (Must always be filled in)		
CERTIFIED NO.	1	2	SIGNATURE OF ADDRESSEE'S AGENT, IF ANY
INSURED NO.			
DATE DELIVERED	SHOW WHERE DELIVERED (only if requested)		

No. 741326

RECEIPT FOR CERTIFIED MAIL—20¢

SENT TO

POSTMARK
OR DATE

PIONEER REALTY CORPORATION
95 MATHEWSON ST
PROVIDENCE, R. I.

16-291-700



July 1965

NOT FOR INTER-OFFICE USE

1. Stick postage stamps to your article to pay:
BASIC CHARGES
Certified fee—20¢
Postage (first-class or airmail)
OPTIONAL SERVICES
Return receipt (10¢ or 35¢)
Deliver to addressee only—50¢
Special delivery
2. If you want this receipt postmarked, stick the gummed stub on the left portion of the address side of the article, *leaving the receipt attached*, and present the article at a post office service window or hand it to your rural carrier. (*no extra charge*)
3. If you do not want this receipt postmarked, stick the gummed stub on the left portion of the address side of the article, detach and retain the receipt, and mail the article.
4. If you want a return receipt, write the certified-mail number and your name and address on a return receipt card, Form 3811, and attach it to the back of the article by means of the gummed ends. Endorse front of article RETURN RECEIPT REQUESTED. (*Fees—10¢ or 35¢.*)
5. If you want the article delivered only to the addressee, endorse it on the front DELIVER TO ADDRESSEE ONLY. (*Fee—50¢.*) Place the same endorsement in line 2 of the return receipt card.
6. Save this receipt and present it if you make inquiry.

POST OFFICE DEPARTMENT
OFFICIAL BUSINESS

POST OFFICE DEPARTMENT
OFFICIAL BUSINESS

1

POSTMARK OF
DELIVERING OFFICE

6 1966

POSTMARK OF
DELIVERING OFFICE

6 1966

POSTMARK OF
DELIVERING OFFICE

6 1966

POSTMARK OF
DELIVERING OFFICE

6 1966

POSTMARK OF
DELIVERING OFFICE

6 1966

POSTMARK OF
DELIVERING OFFICE

6 1966

POSTMARK OF
DELIVERING OFFICE

6 1966

POSTMARK OF
DELIVERING OFFICE

6 1966

POSTMARK OF
DELIVERING OFFICE

6 1966

POSTMARK OF
DELIVERING OFFICE

6 1966

POSTMARK OF
DELIVERING OFFICE

6 1966

POSTMARK OF
DELIVERING OFFICE

6 1966

INSTRUCTIONS: Show name and address below and
complete instructions on other side, where applicable.
Moisten gummed ends, attach and hold firmly to back
of article. Print on front of article **RETURN**
RECEIPT REQUESTED.

RETURN
TO

VINCENT VESPIA, CITY CLERK
CITY HALL
PROVIDENCE, R.I., 02903

INSTRUCTIONS TO DELIVERING EMPLOYEE <input type="checkbox"/> Show to whom and when delivered <input type="checkbox"/> Show to whom, when, and address where delivered to addressee (Additional charges required for these services)	
---	--

RECEIPT

Received the numbered article described below.

REGISTERED NO.	SIGNATURE OR NAME OF ADDRESSEE (Must always be filled in)	
	1	<i>Green Realty Corp</i>
CERTIFIED NO.	2	
<i>141326</i>		
INSURED NO.	SIGNATURE OF ADDRESSEE'S AGENT, IF ANY	
	<i>R. J. Campbell</i>	
DATE DELIVERED	SHOW WHERE DELIVERED (only if requested)	
<i>4/6/66</i>		

No. 741327

RECEIPT FOR CERTIFIED MAIL—20¢

SENT TO

POSTMARK
OR DATE

GIUSEPPE PISANO & WF
CARMELA
24 TUXEDO AVE
PROVIDENCE, R. I.

16-296-100



JULY 1965

NOT FOR INTERNATIONAL MAIL

1. Stick postage stamps to your article to pay:

BASIC CHARGES

Certified fee—20¢

Postage (first-class or airmail)

OPTIONAL SERVICES

Return receipt (10¢ or 35¢)

Deliver to addressee only—50¢

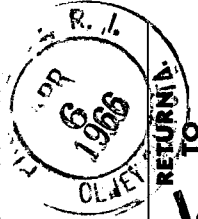
Special delivery

2. If you want this receipt postmarked, stick the gummed stub on the left portion of the address side of the article, *leaving the receipt attached*, and present the article at a post office service window or hand it to your rural carrier. (*no extra charge*)
3. If you do not want this receipt postmarked, stick the gummed stub on the left portion of the address side of the article, detach and retain the receipt, and mail the article.
4. If you want a return receipt, write the certified-mail number and your name and address on a return receipt card, Form 3811, and attach it to the back of the article by means of the gummed ends. Endorse front of article **RETURN RECEIPT REQUESTED**. (*Fees—10¢ or 35¢*)
5. If you want the article delivered only to the addressee, endorse it on the front **DELIVER TO ADDRESSEE ONLY**. (*Fee—50¢*). Place the same endorsement in line 2 of the return receipt card.
6. Save this receipt and present it if you make inquiry.

POST OFFICE DEPARTMENT
OFFICIAL BUSINESS

PENALTY FOR PRIVATE USE TO AVOID
PAYMENT OF POSTAGE \$300

POSTMARK OF
DELIVERING OFFICE



INSTRUCTIONS: Show name and address below and
complete instructions on other side, where applicable.
When returned, attach and hold firmly to back
of envelope. Print on front of article RETURN
RECEIPT REQUESTED.

VINCENT VESPIA, CITY CLERK
CITY HALL
PROVIDENCE, R.I., 02903

INSTRUCTIONS TO DELIVERING EMPLOYEE

☐ Show to whom and when delivered ☐ Show to whom, when, and address where delivered ☐ Deliver ONLY to addressee
(Additional charges required for these services)

RECEIPT

Received the numbered article described below.

REGISTERED NO. SIGNATURE OR NAME OF ADDRESSEE (Must always be filled in)

CERTIFIED NO.

741327

INSURED NO.

SIGNATURE OF ADDRESSEE'S AGENT, IF ANY

DATE DELIVERED

4/6/66

SHOW WHERE DELIVERED (only if requested)

ACCOUNT NUMBER	PLAT	LOT	LAND VALUATION	BUILDING VALUATION	TOTAL VALUATION	BUDGS. AS P/P	AREA CODE	GRAND TOTAL	SPECIAL TAX	INSTALLMENT PER YR FOR 25YRS
VINCENT E PITASSI 35 NORTH LAKE ST BARRINGTON R I	12	71	2,050	1,920	3,970		1	3,970	53.60	2.14
PLANET REALTY COMPANY INCORPORATED 1107 INDUSTRIAL TR BLDG										
16-311-900	20	101	20,310	540	20,850		0			
16-311-900	20	105	57,210	2,550	59,760		0			
16-311-900	20	106	13,110	540	13,650		0			
16-311-900	20	159	52,770	600	53,370		0			
16-311-900	20	188	22,660	200	22,860		0	170,490	2,301.62	92.06
PLANTATIONS BANK OF R I 61 WEYBOSSET ST										
16-312-950	20	150	81,640	155,350	236,990		0	236,990	3,199.37	127.97
THE PLEASANT VALLEY LAND COMPANY 235 PROMENADE ST										
16-317-200	4	35	41,090	200,000	241,090		1			
16-317-200	67	205	87,280	250,000	337,280		1			
16-317-200	67	206	232,780	272,470	505,250		1			
16-317-200	67	208	99,960		99,960		1	1,183,580	15,978.33	639.13
POINT REALTY COMPANY 124 POINT ST										
16-323-811	21	321	3,080	13,110	16,190		1	16,190	218.57	8.74
MARY PONTUS 69 AURORA ST										
16-341-300	65	836	960	6,710	7,670		0	7,670	103.55	4.14

Storony, M.W. 4/12/61

No. 741328

RECEIPT FOR CERTIFIED MAIL—20¢

SENT TO

POSTMARK
OR DATE

VINCENT E PITASSI
35 NORTH LAKE ST
BARRINGTON R I

16-302-910

JUN 1965

NOT FOR INTERNATIONAL MAIL



1. Stick postage stamps to your article to pay:
BASIC CHARGES
Certified fee—20¢
Postage (first-class or airmail)

OPTIONAL SERVICES
Return receipt (10¢ or 35¢)
Deliver to addressee only—50¢
Special delivery
2. If you want this receipt postmarked, stick the gummed stub on the left portion of the address side of the article, *leaving the receipt attached*, and present the article at a post office service window or hand it to your rural carrier. (*no extra charge*)
3. If you do not want this receipt postmarked, stick the gummed stub on the left portion of the address side of the article, detach and retain the receipt, and mail the article.
4. If you want a return receipt, write the certified-mail number and your name and address on a return receipt card, Form 3811, and attach it to the back of the article by means of the gummed ends. Endorse front of article RETURN RECEIPT REQUESTED. (*Fees—10¢ or 35¢*)
5. If you want the article delivered only to the addressee, endorse it on the front DELIVER TO ADDRESSEE ONLY. (*Fee—50¢*). Place the same endorsement in line 2 of the return receipt card.
6. Save this receipt and present it if you make inquiry.

POST OFFICE DEPARTMENT
OFFICIAL BUSINESS

POST OFFICE DEPARTMENT
OFFICIAL BUSINESS

POSTMARK OF
DELIVERING OFFICE



INSTRUCTIONS: Show name and address below and complete instructions on other side, where applicable. Moistened gummed ends, attach and hold firmly to back of article. Print on front of article RETURN RECEIPT REQUESTED.

RETURN
TO

VINCENT VESPIA, CITY CLERK
CITY HALL
PROVIDENCE, R.I., 02903

POD Form 3811 Oct. 1965

INSTRUCTIONS TO DELIVERING EMPLOYEE

☐ Show to whom and when delivered ☐ Show to whom, when, and address where delivered ☐ Deliver ONLY to addressee
(Additional charges required for these services)

RECEIPT

Received the numbered article described below.

REGISTERED NO. 1 SIGNATURE OR NAME OF ADDRESSEE (Must always be filed in)

CERTIFIED NO.

741328

INSURED NO.

SIGNATURE OF ADDRESSEE'S AGENT, IF ANY

R. E. Hester

DATE DELIVERED

SHOW WHERE DELIVERED (only if requested)

4/7/66

No. 741329


RECEIPT FOR CERTIFIED MAIL—20¢

SENT TO

POSTMARK
OR DATE

PLANET REALTY COMPANY
INCORPORATED
1107 INDUSTRIAL TR BLDG
PROVIDENCE, R. I.

16-311-900




1. Stick postage stamps to your article to pay:
 BASIC CHARGES:
 Certified fee—20¢
 Postage (first-class or airmail)
 OPTIONAL SERVICES:
 Return receipt (10¢ or 35¢)
 Deliver to addressee only—50¢
 Special delivery
2. If you want this receipt postmarked, stick the gummed stub on the left portion of the address side of the article, *leaving the receipt attached*, and present the article at a post office service window or hand it to your rural carrier. (*no extra charge*)
3. If you do not want this receipt postmarked, stick the gummed stub on the left portion of the address side of the article, detach and retain the receipt, and mail the article.
4. If you want a return receipt, write the certified-mail number and your name and address on a return receipt card, Form 3811, and attach it to the back of the article by means of the gummed ends. Endorse front of article RETURN RECEIPT REQUESTED. (*Fees—10¢ or 35¢.*)
5. If you want the article delivered only to the addressee, endorse it on the front DELIVER TO ADDRESSEE ONLY. (*Fee—50¢.*) Place the same endorsement in line 2 of the return receipt card.
6. Save this receipt and present it if you make inquiry.

POST OFFICE DEPARTMENT
OFFICIAL BUSINESS

PENALTY FOR PRIVATE USE TO AVOID
PAYMENT OF POSTAGE, \$300

POSTMARK OF
DELIVERING OFFICE



INSTRUCTIONS: Show name and address below and
complete instructions on other side, where applicable.
Moisten gummed ends, attach and hold firmly to back
of article. Print on front of article **RETURN**
RECEIPT REQUESTED.

RETURN
TO

VINCENT VESPIA, CITY CLERK
CITY HALL
PROVIDENCE, R.I., 02903

52-10-71548-8

POD Form 3811 Oct. 1965

INSTRUCTIONS TO DELIVERING EMPLOYEE

☐ Show to whom and when delivered ☐ Show to whom, when, and address where delivered ☐ Deliver ONLY to addressee
(Additional charges required for these services)

RECEIPT

Received the numbered article described below.

REGISTERED NO. SIGNATURE OR NAME OF ADDRESSEE (Must always be filled in)

CERTIFIED NO.

741329 R

INSURED NO.

SIGNATURE OF ADDRESSEE'S AGENT, IF ANY

DATE DELIVERED

SHOW WHERE DELIVERED (only if requested)

No. 741330

RECEIPT FOR CERTIFIED MAIL—20¢

SENT TO

POSTMARK
OR DATE

PLANTATIONS BANK OF R I
61 WEYBOSSET ST
PROVIDENCE, R. I.

16-312-950



July 1965

NOT FOR INTERNATIONAL MAIL

1. Stick postage stamps to your article to pay:
BASIC CHARGES
Certified fee—20¢
Postage (first-class or airmail)
OPTIONAL SERVICES
Return receipt (10¢ or 35¢)
Deliver to addressee only—50¢
Special delivery
2. If you want this receipt postmarked, stick the gummed stub on the left portion of the address side of the article, *leaving the receipt attached*, and present the article at a post office service window or hand it to your rural carrier. (*no extra charge*)
3. If you do not want this receipt postmarked, stick the gummed stub on the left portion of the address side of the article, detach and retain the receipt, and mail the article.
4. If you want a return receipt, write the certified-mail number and your name and address on a return receipt card, Form 3811, and attach it to the back of the article by means of the gummed ends. Endorse front of article RETURN RECEIPT REQUESTED. (*Fees—10¢ or 35¢*)
5. If you want the article delivered only to the addressee, endorse it on the front DELIVER TO ADDRESSEE ONLY. (*Fee—50¢*). Place the same endorsement in line 2 of the return receipt card.
6. Save this receipt and present it if you make inquiry.

POST OFFICE DEPARTMENT
OFFICIAL BUSINESS

PENALTY FOR PRIVATE USE TO AVOID
PAYMENT OF POSTAGE, \$90

POSTMARK OF
DELIVERING OFFICE

INSTRUCTIONS: Show name and address below and
complete instructions on other side, where applicable.
Moisten gummed ends, attach and hold firmly to back
of article. Print on front of article **RETURN**
RECEIPT REQUESTED.

**RETURN
TO**

VINCENT VESPIA, CITY CLERK
CITY HALL
PROVIDENCE, R.I., 02903

INSTRUCTIONS TO DELIVERING EMPLOYEE

☐ Show to whom and when delivered ☐ Show to whom, when, and address where delivered to addressee (Additional charges required for these services)

Deliver ONLY to addressee

RECEIPT

Received the numbered article described below.

REGISTERED NO.	SIGNATURE OR NAME OF ADDRESSEE (Must always be filled in)	
CERTIFIED NO.	1	SIGNATURE OF ADDRESSEE'S AGENT, IF ANY
INSURED NO.	2	
DATE DELIVERED	SHOW WHERE DELIVERED (only if requested)	


RECEIPT FOR CERTIFIED MAIL—20¢

SENT TO

POSTMARK
OR DATE

No. 741331

THE PLEASANT VALLEY LAND
COMPANY
235 PROMENADE ST
PROVIDENCE, R. I.




16-317-200

JULY 1965

NOT FOR INTERNATIONAL MAIL

(e)

1. Stick postage stamps to your article to pay:
BASIC CHARGES
Certified fee—20¢
Postage (first-class or airmail)
OPTIONAL SERVICES
Return receipt (10¢ or 35¢)
Deliver to addressee only—50¢
Special delivery
2. If you want this receipt postmarked, stick the gummed stub on the left portion of the address side of the article, *leaving the receipt attached*, and present the article at a post office service window or hand it to your rural carrier. (*no extra charge*)
3. If you do not want this receipt postmarked, stick the gummed stub on the left portion of the address side of the article, detach and retain the receipt, and mail the article.
4. If you want a return receipt, write the certified-mail number and your name and address on a return receipt card, Form 3811, and attach it to the back of the article by means of the gummed ends. Endorse front of article RETURN RECEIPT REQUESTED. (*Fees—10¢ or 35¢.*)
5. If you want the article delivered only to the addressee, endorse it on the front DELIVER TO ADDRESSEE ONLY. (*Fee—50¢*). Place the same endorsement in line 2 of the return receipt card.
6. Save this receipt and present it if you make inquiry.

POST OFFICE DEPARTMENT OFFICIAL BUSINESS		PENALTY FOR PRIVATE USE TO AVOID PAYMENT OF POSTAGE, \$300	
		POSTMARK OF DELIVERING OFFICE	
		<div> <div>RETURN</div> <div>←</div> <div>TO</div> </div>	
INSTRUCTIONS: Show name and address below and comply with instructions on other side, where applicable. Moisten gummed ends, attach and hold firmly to back of article. Print on front of article RETURN RECEIPT REQUESTED.			
VINCENT VESPIA, CITY CLERK CITY HALL PROVIDENCE, R.I., 02903			

INSTRUCTIONS TO DELIVERING EMPLOYEE

☐ Show to whom and when delivered ☐ Show to whom, when, and address where delivered ☐ Deliver ONLY to addressee
(Additional charges required for these services)

RECEIPT

Received the numbered article described below.

REGISTERED NO. SIGNATURE OR NAME OF ADDRESSEE (Must always be filed in)

CERTIFIED NO.

741331

INSURED NO.

SIGNATURE OF ADDRESSEE'S AGENT, IF ANY

B. J. S.

DATE DELIVERED

4-8-66

SHOW WHERE DELIVERED (only if requested)

990224

No. 741332

RECEIPT FOR CERTIFIED MAIL—20¢

SENT TO -	POSTMARK OR DATE
POINT REALTY COMPANY 124 POINT ST PROVIDENCE, R. I.	
16-323-811	
JULY 1965	



NOT FOR INTERNATIONAL MAIL

1. Stick postage stamps to your article to pay:
 BASIC CHARGES
 Certified fee—20¢
 Postage (first-class or airmail)
 OPTIONAL SERVICES
 Return receipt (10¢ or 35¢)
 Deliver to addressee only—50¢
 Special delivery
2. If you want this receipt postmarked, stick the gummed stub on the left portion of the address side of the article, *leaving the receipt attached*, and present the article at a post office service window or hand it to your rural carrier. (*no extra charge*)
3. If you do not want this receipt postmarked, stick the gummed stub on the left portion of the address side of the article, detach and retain the receipt, and mail the article.
4. If you want a return receipt, write the certified-mail number and your name and address on a return receipt card, Form 3811, and attach it to the back of the article by means of the gummed ends. Endorse front of article RETURN RECEIPT REQUESTED. (*Fees—10¢ or 35¢.*)
5. If you want the article delivered only to the addressee, endorse it on the front DELIVER TO ADDRESSEE ONLY. (*Fee—50¢*). Place the same endorsement in line 2 of the return receipt card.
6. Save this receipt and present it if you make inquiry.

POST OFFICE DEPARTMENT
OFFICIAL BUSINESS

PENALTY FOR PRIVATE USE TO AVOID
PAYMENT OF POSTAGE, \$300

POSTMARK OF
DELIVERING OFFICE



INSTRUCTIONS: Show name and address below and
complete instructions on other side, where applicable.
Moisten gummed ends, attach and hold firmly to back
of article. Print on front of article **RETURN**
RECEIPT REQUESTED.

RETURN
TO

VINCENT VESPIA, CITY CLERK
CITY HALL
PROVIDENCE, R.I., 02903

058-18-71549-8

POD Form 3811 Oct. 1965

INSTRUCTIONS TO DELIVERING EMPLOYEE

☐ Show to whom and when delivered ☐ Show to whom, when, and address where delivered ☐ Deliver ONLY to addressee

(Additional charges required for these services)

RECEIPT

Received the numbered article described below.

REGISTERED NO. _____ SIGNATURE OR NAME OF ADDRESSEE (Must always be filled in)

CERTIFIED NO.

241332R

INSURED NO.

1 *Exotic Realty* 2

SIGNATURE OF ADDRESSEE'S AGENT, IF ANY

Londra A. Martine

DATE DELIVERED

4-6-66

SHOW WHERE DELIVERED (only if requested)

RECEIPT FOR CERTIFIED MAIL—20¢

SENT TO

POSTMARK
OR DATE

MARY PONTUS
69 AURORA ST
PROVIDENCE, R. I.

16-341-300



July 1965

NOT FOR INTERNATIONAL MAIL

No. 741333

1. Stick postage stamps to your article to pay:
 BASIC CHARGES
 Certified fee—20¢
 Postage (first-class or airmail)
2. If you want this receipt postmarked, stick the gummed stub on the left portion of the address side of the article, *leaving the receipt attached*, and present the article at a post office service window or hand it to your rural carrier. (no extra charge)
3. If you do not want this receipt postmarked, stick the gummed stub on the left portion of the address side of the article, detach and retain the receipt, and mail the article.
4. If you want a return receipt, write the certified-mail number and your name and address on a return receipt card, Form 3811, and attach it to the back of the article by means of the gummed ends. Endorse front of article RETURN RECEIPT REQUESTED. (Fees—10¢ or 35¢.)
5. If you want the article delivered only to the addressee, endorse it on the front DELIVER TO ADDRESSEE ONLY. (Fee—50¢). Place the same endorsement in line 2 of the return receipt card.
6. Save this receipt and present it if you make inquiry.

OPTIONAL SERVICES

Return receipt (10¢ or 35¢)
 Deliver to addressee only—50¢
 Special delivery

POST OFFICE DEPARTMENT
OFFICIAL BUSINESS

POST OFFICE DEPARTMENT
OFFICIAL BUSINESS

POSTMARK OR
DELIVERING OFFICE

INSTRUCTIONS: Show name and address below and
complete instructions on other side, where applicable.
When returned, attach and hold firmly to back
of article. Print on front of article RETURN
RECEIPT REQUESTED.

RETURN
TO

VINCENT VESPIA, CITY CLERK
CITY HALL
PROVIDENCE, R.I., 02903

INSTRUCTIONS TO DELIVERING EMPLOYEE

☐ Show to whom and when delivered
 ☐ Show to whom, when, and address where delivered
 ☐ Deliver ONLY to addressee

(Additional charges required for these services)

RECEIPT

Received the numbered article described below.

REGISTERED NO.	SIGNATURE OR NAME OF ADDRESSEE (Must always be filled in)	
CERTIFIED NO. 741333	1	2
INSURED NO.	SIGNATURE OF ADDRESSEE'S AGENT, IF ANY	
DATE-DELIVERED 4/7/66	SHOW WHERE DELIVERED (only if requested)	

ACCOUNT NUMBER	PLAT	LOT	LAND VALUATION	BUILDING VALUATION	TOTAL VALUATION	BLDGS. AS P/P	AREA CODE	GRAND TOTAL	SPECIAL TAX	INSTALLMENT PER YR FOR 25YRS
PROVIDENCE AMUSEMENT CORPORATION										
C/O LOWES STATE THEATRE										
220 WEYBOSSET ST										
16-408-960	20	321	394,690	299,130	693,820		1	693,820	9,366.57	374.66
PROV BUILDING COMPANY										
10 WEYBOSSET ST										
16-410-000	20	70	210,080	754,360	964,440		0			
16-410-000	20	75	25,080		25,080		0			
16-410-000	20	78	23,080		23,080		0	1,012,600	13,670.10	546.80
PROV GAS COMPANY										
100 WEYBOSSET ST										
16-412-500	20	62	25,040	10,000	35,040		0			
16-412-500	20	191	11,340	4,090	15,430		0			
16-412-500	20	201	31,280	10,940	42,220		0			
16-412-500	20	202	200,800	248,200	449,000		0	541,690	7,312.82	292.51
PROV GRANITE COMPANY INCORPORATED										
210 KINSLEY AVE										
16-412-700	26	293	17,020	17,900	34,920		0	34,920	471.42	18.85
PROV INSTITUTION FOR SAVINGS										
86 SO MAIN ST										
16-413-100	12	26	113,340	2,080	115,420		0			
16-413-100	12	246	52,400	271,000	323,400		1	438,820	5,924.07	236.96
PROV JOURNAL COMPANY										
75 FOUNTAIN ST										
16-413-500	25	236	560,220	1,935,470	2,495,690		0			
16-413-500	26	248	34,630	105,950	140,580		0	2,636,270	35,589.65	1,423.58
PROV LUBRICATING CO										
284 SO WATER ST										
16-413-750	16	268					1,000	1,000	13.50	.54

No. 741340

RECEIPT FOR CERTIFIED MAIL—20¢

SENT TO

✓ 12

POSTMARK
OR DATE

PROV LUBRICATING CO
284 SO WATER ST
PROVIDENCE, R. I.

16-413-750



July 1962

NOT FOR INTERNATIONAL USE

1. Stick postage stamps to your article to pay:

BASIC CHARGES:

Certified fee—20¢

Postage (first-class or airmail)

OPTIONAL SERVICES

Return receipt (10¢ or 35¢)

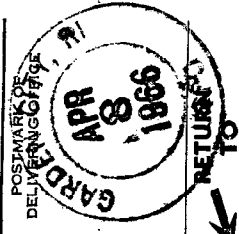
Deliver to addressee only—50¢

Special delivery

2. If you want this receipt postmarked, stick the gummed stub on the left portion of the address side of the article, *leaving the receipt attached*, and present the article at a post office service window or hand it to your rural carrier. (*no extra charge*)
3. If you do not want this receipt postmarked, stick the gummed stub on the left portion of the address side of the article, detach and retain the receipt, and mail the article.
4. If you want a return receipt, write the certified-mail number and your name and address on a return receipt card, Form 3811, and attach it to the back of the article by means of the gummed ends. Endorse front of article **RETURN RECEIPT REQUESTED**. (*Fees—10¢ or 3½¢*)
5. If you want the article delivered only to the addressee, endorse it on the front **DELIVER TO ADDRESSEE ONLY**. (*Fee—50¢*). Place the same endorsement in line 2 of the return receipt card.
6. Save this receipt and present it if you make inquiry.

POST OFFICE DEPARTMENT
OFFICIAL BUSINESS

PENALTY FOR PRIVATE USE TO AVOID
PAYMENT OF POSTAGE, \$300



INSTRUCTIONS: Show name and address below and
complete instructions on other side, where applicable.
Moisten gummed ends, attach and hold firmly to back
of article. Print on front of article **RETURN**
RECEIPT REQUESTED.

VINCENT VESPIA, CITY CLERK
CITY HALL
PROVIDENCE, R.I., 02903

INSTRUCTIONS TO DELIVERING EMPLOYEE		
<input type="checkbox"/> Show to whom and when delivered	<input type="checkbox"/> Show to whom, when, and address where delivered	<input type="checkbox"/> Deliver ONLY to addressee
(Additional charges required for these services)		

RECEIPT

Received the numbered article described below.

REGISTERED NO.	SIGNATURE OR NAME OF ADDRESSEE (Must always be filled in)	
CERTIFIED NO. 241340	1	2
INSURED NO.	SIGNATURE OF ADDRESSEE'S AGENT, IF ANY	
DATE DELIVERED 4/8/60	SHOW WHERE DELIVERED (only if requested)	

RECEIPT FOR CERTIFIED MAIL—20¢

SENT TO

POSTMARK
OR DATE

No. 741334

PROVIDENCE AMUSEMENT
CORPORATION
C/O LOWES STATE THEATRE
220 WEYBOSSET ST
PROVIDENCE, R. I.

16-408-960

INTERNATIONAL MAIL (See other side)

VINCENT VESPIA
CITY HALL
PROVIDENCE, R.I., 02903



POD Form 3811

INSTRUCTIONS TO DELIVERING EMPLOYEE

☐ Show to whom and when delivered
☐ Show to whom, when, and address where delivered
☐ Deliver ONLY to addressee
(Additional charges required for these services)

RECEIPT

Received the numbered article described below.

REGISTERED NO. _____
CERTIFIED NO. 741334
INSURED NO. _____

SIGNATURE OR NAME OF ADDRESSEE (Must always be filled in)

SIGNATURE OF ADDRESSEE'S AGENT, IF ANY

SHOW WHERE DELIVERED (only if requested)

DATE DELIVERED 4/2/66

6. Save this receipt

655-10-71548-8 GPO


the office of the
n of
ss on
nmed
6.) TO
3 TO
cept

585

2 CERTIFIED MAIL—20¢

POSTMARK
OR DATE

PROV BUILDING COMPANY
10 WEYBOSSET ST
PROVIDENCE, R. I.



16-410-000

5. If possible, attach this receipt and present card to the addressee.

No. 74

1. Stick postage stamps to your article to pay:

BASIC CHARGES

Certified fee—20¢

Postage (first-class or airmail)

OPTIONAL SERVICES

Return receipt (10¢ or 35¢)

Deliver to addressee only—50¢


Special delivery

2. If you want this receipt postmarked, stick the gummed stub on the left portion of the address side of the article, *leaving the receipt attached*, and present the article at a post office service window or hand it to your rural carrier. (*no extra charge*)
3. If you do not want this receipt postmarked, stick the gummed stub on the left portion of the address side of the article, detach and retain the receipt, and mail the article.
4. If you want a return receipt, write the certified-mail number and your name and address on a return receipt card, Form 3811, and attach it to the back of the article by means of the gummed ends. Endorse front of article RETURN RECEIPT REQUESTED. (*Fees—10¢ or 35¢.*)
5. If you want the article delivered only to the addressee, endorse it on the front DELIVER TO ADDRESSEE ONLY. (*Fee—50¢.*) Place the same endorsement in line 2 of the return receipt card.

Get it if you make inquiry.

POST OFFICE DEPARTMENT
OFFICIAL BUSINESS

PENALTY FOR PRIVATE USE TO AVOID
PAYMENT OF POSTAGE, \$300*



INSTRUCTIONS: Show name and address below and
complete instructions on other side, where applicable.
Moisten gummed ends, attach and hold firmly to back
of article. Place on front of article **RETURN**
RECEIPT REQUESTED.

RETURN
← **TO**

VINCENT VESPIA, CITY CLERK
CITY HALL
PROVIDENCE, R.I., 02903

685-10-71848-8

3811 Oct. 1965

POD Form

INSTRUCTIONS TO DELIVERING EMPLOYEE

☐ Show to whom and when delivered ☐ Show to whom, when, and address where delivered ☐ Deliver ONLY to addressee
(Additional charges required for these services)

RECEIPT

Received the numbered article described below.

REGISTERED NO.	SIGNATURE OR NAME OF ADDRESSEE <i>(Must always be filled in)</i>	
CERTIFIED NO. 7413357	1	PROVIDENCE BUILDING CO.
INSURED NO.	2	SIGNATURE OF ADDRESSEE'S AGENT, IF ANY <i>David Breault</i>
DATE DELIVERED 4-6-66	SHOW WHERE DELIVERED <i>(only if requested)</i>	

RECEIPT FOR CERTIFIED MAIL—20¢

SENT TO

POSTMARK
OR DATE

No. 741336

PROV GAS COMPANY
100 WEYBOSSET ST
PROVIDENCE, R. I.

16-412-500



JUN 1963

1. Stick postage stamps to your article to pay:
 BASIC CHARGES
 Certified fee—20¢
 Postage (first-class or airmail)
- OPTIONAL SERVICES
 Return receipt (10¢ or 35¢)
 Deliver to addressee only—50¢
 Special delivery
2. If you want this receipt postmarked, stick the gummed stub on the left portion of the address side of the article, *leaving the receipt attached*, and present the article at a post office service window or hand it to your rural carrier. (*no extra charge*)
3. If you do not want this receipt postmarked, stick the gummed stub on the left portion of the address side of the article, detach and retain the receipt, and mail the article.
4. If you want a return receipt, write the certified-mail number and your name and address on a return receipt card, Form 3811, and attach it to the back of the article by means of the gummed ends. Endorse front of article RETURN RECEIPT REQUESTED. (*Fees—10¢ or 35¢.*)
5. If you want the article delivered only to the addressee, endorse it on the front DELIVER TO ADDRESSEE ONLY. (*Fee—50¢*). Place the same endorsement in line 2 of the return receipt card.
6. Save this receipt and present it if you make inquiry.

POST OFFICE DEPARTMENT
OFFICIAL BUSINESS

PENALTY FOR PRIVATE USE TO AVOID
PAYMENT OF POSTAGE, \$300



INSTRUCTIONS: Show name and address below and
complete instructions on other side, where applicable.
Moisten gummed ends, attach and hold firmly to back
of article. Print on front of article RETURN
RECEIPT REQUESTED.

VINCENT VESPIA, CITY CLERK
CITY HALL
PROVIDENCE, R.I., 02903

55-10-7343-2

3911 OF 1965

INSTRUCTIONS TO DELIVERING EMPLOYEE			
<input type="checkbox"/>	Show to whom and when delivered	<input type="checkbox"/>	Show to whom, when, and address where delivered to addressee
(Additional charges required for these services)			

RECEIPT

Received the numbered article described below.

REGISTERED NO. _____ SIGNATURE OR NAME OF ADDRESSEE (Must always be filled in)

CERTIFIED NO. 741336

INSURED NO. _____

SIGNATURE OF ADDRESSEE'S AGENT, IF ANY

DATE DELIVERED
APR 5 1956

SHOW WHERE DELIVERED (only if requested)

RECEIPT FOR CERTIFIED MAIL—20¢

SENT TO

POSTMARK
OR DATE

PROV GRANITE COMPANY
INCORPORATED
210 KINSLEY AVE
PROVIDENCE, R. I.

16-412-700

July 1965

NOT FOR INTERNATIONAL MAIL

VINCENT VESPIA, CITY
CITY HALL
PROVIDENCE, R.I., 02903



No. 741337

POD Form 3811 06

000-10-71545-8

INSTRUCTIONS TO DELIVERING EMPLOYEE
☐ Show to whom and when delivered
☐ Show to whom, when, and address where delivered
☐ Deliver ONLY to addressee
(Additional charges required for these services)

RECEIPT

Received the numbered article described below.

REGISTERED NO. _____ SIGNATURE OR NAME OF ADDRESSEE (Must always be filled in)

CERTIFIED NO. 741337

1 N. Smith

INSURED NO. _____

2 SIGNATURE OF ADDRESSEE'S AGENT, IF ANY

DATE DELIVERED 300

SHOW WHERE DELIVERED (only if requested)

GPO 655-16-71548-8

6. Save this receipt and...

of the
set office
tion of
address on
gummed
356.)
IVER TO
urn receipt
D-786-585

No. 741338

RECEIPT FOR CERTIFIED MAIL—20¢

SENT TO

POSTMARK
OR DATE

PROV INSTITUTION FOR SAVINGS
86 SO MAIN ST
PROVIDENCE, R. I.

16-413-100



July 1965

NOT FOR INTERNATIONAL MAIL

1. Stick postage stamps to your article to pay:

BASIC CHARGES

Certified fee—20¢

Postage (first-class or airmail)

OPTIONAL SERVICES

Return receipt (10¢ or 35¢)

Deliver to addressee only—50¢

Special delivery

2. If you want this receipt postmarked, stick the gummed stub on the left portion of the address side of the article, *leaving the receipt attached*, and present the article at a post office service window or hand it to your rural carrier. (*no extra charge*)
3. If you do not want this receipt postmarked, stick the gummed stub on the left portion of the address side of the article, detach and retain the receipt, and mail the article.
4. If you want a return receipt, write the certified-mail number and your name and address on a return receipt card, Form 3811, and attach it to the back of the article by means of the gummed ends. Endorse front of article RETURN RECEIPT REQUESTED. (*Fees—10¢ or 35¢.*)
5. If you want the article delivered only to the addressee, endorse it on the front DELIVER TO ADDRESSEE ONLY. (*Fee—50¢.*) Place the same endorsement in line 2 of the return receipt card.
6. Save this receipt and present it if you make inquiry.

POST OFFICE DEPARTMENT
OFFICIAL BUSINESS

PENALTY FOR PRIVATE USE TO AVOID
PAYMENT OF POSTAGE, \$300



INSTRUCTIONS: Show name and address below and
complete instructions on other side, where applicable.
Moisten gummed ends, attach and hold firmly to back
of article. Print on front of article RETURN
RECEIPT REQUESTED.

RETURN
TO

VINCENT VESPIA, CITY CLERK
CITY HALL
PROVIDENCE, R.I., 02903

055-16-71548-8

POD Form 3811 Oct. 1965

INSTRUCTIONS TO DELIVERING EMPLOYEE

☐ Show to whom and when delivered ☐ Show to whom, when, and address where delivered ☐ Deliver ONLY to addressee
(Additional charges required for these services)

RECEIPT

Received the numbered article described below.

REGISTERED NO. **1** SIGNATURE OR NAME OF ADDRESSEE (Must always be filled in)
PROVIDENCE INSTITUTION FOR SAVINGS

CERTIFIED NO. **741338** **2** SIGNATURE OF ADDRESSEE'S AGENT, IF ANY
Raymond F. Bonadonna

INSURED NO. **3** SHOW WHERE DELIVERED (only if requested)
DATE DELIVERED

No. 741339

RECEIPT FOR CERTIFIED MAIL—20¢

SENT TO

POSTMARK
OR DATE

PROV JOURNAL COMPANY
75 FOUNTAIN ST
PROVIDENCE, R. I.




16-413-500

1. Stick postage stamps to your article to pay:
BASIC CHARGES
Certified fee—20¢
Postage (first-class or airmail)
OPTIONAL SERVICES:
Return receipt (10¢ or 35¢)
Deliver to addressee only—50¢
Special delivery
2. If you want this receipt postmarked, stick the gummed stub on the left portion of the address side of the article, *leaving the receipt attached*, and present the article at a post office service window or hand it to your rural carrier. (*no extra charge*)
3. If you do not want this receipt postmarked, stick the gummed stub on the left portion of the address side of the article, detach and retain the receipt, and mail the article.
4. If you want a return receipt, write the certified-mail number and your name and address on a return receipt card, Form 3811, and attach it to the back of the article by means of the gummed ends. Endorse front of article RETURN RECEIPT REQUESTED. (*Fees—10¢ or 35¢.*)
5. If you want the article delivered only to the addressee, endorse it on the front DELIVER TO ADDRESSEE ONLY. (*Fee—50¢.*) Place the same endorsement in line 2 of the return receipt card.
6. Save this receipt and present it if you make inquiry.

POST OFFICE DEPARTMENT
OFFICIAL BUSINESS

PENALTY FOR PRIVATE USE TO AVOID
PAYMENT OF POSTAGE, \$300

POSTMARK OF
DELIVERING OFFICE



INSTRUCTIONS: Show name and address below and
complete instructions on other side, where applicable.
Moisten gummed ends, attach and hold firmly to back
of article. Print on front of article **RETURN**
RECEIPT REQUESTED.

RETURN
TO

VINCENT VESPIA, CITY CLERK
CITY HALL
PROVIDENCE, R.I., 02903

INSTRUCTIONS TO DELIVERING EMPLOYEE

☐ Show to whom and when delivered ☐ Show to whom, when, and address where delivered ☐ Deliver ONLY to addressee
(Additional charges required for these services)

RECEIPT

Received the numbered article described below.

REGISTERED NO.	SIGNATURE OR NAME OF ADDRESSEE (<i>Must always be filled in</i>)	
CERTIFIED NO. 771339	1	2
INSURED NO.	SIGNATURE OF ADDRESSEE'S AGENT, IF ANY <i>W. H. Co</i>	
DATE DELIVERED 4/6/66	SHOW WHERE DELIVERED (<i>only if requested</i>) <i>C. K. Sullivan</i>	

ACCOUNT NUMBER	PLAT	LOT	LAND VALUATION	BUILDING VALUATION	TOTAL VALUATION	BLDG. AS P/P	AREA CODE	GRAND TOTAL	SPECIAL TAX	INSTALLMENT PER YR FOR 25YRS
PROV PAPER COMPANY										
160 DORRANCE ST										
16-417-400	20	196	25,290	55,860	81,150		0	81,150	1,095.53	43.82
PROV PARKING COMPANY										
INCORPORATED										
1107 INDUSTRIAL TRUST BLDG										
16-417-500	20	195	22,440	380	22,820		0			
16-417-500	25	168	39,640	460	40,100		0	62,920	849.42	33.97
PROV PRODUCE WAREHOUSE										
COMPANY										
C/O TAX AGENT										
54 MEADOW ST										
NEW HAVEN CONN										
16-418-000	19	38	349,150	583,180	932,330		0	932,330	12,586.46	503.45
PROV REALTY COMPANY										
50 ALEPPO ST										
16-418-200	65	99	18,970	67,740	86,710		0			
16-418-200	65	103	8,350	1,240	9,590		0			
16-418-200	65	700	6,520	9,620	16,140		0	112,440	1,517.94	60.71
PROVIDENCE REDEVELOPMENT										
AGENCY										
10 DORRANCE ST										
16-418-225	25	134	101,040	99,960	201,000		0			
16-418-225	25	135	19,460	30,000	49,460		0			
16-418-225	25	396	67,500	20,300	87,800		1			
16-418-225	26	1	136,460	5,940	142,400		0			
16-418-225	26	3	11,890	710	12,600		0			
16-418-225	26	192	122,730	376,040	498,770		1			

46-66 - Homer Glaherty

No. 741341

RECEIPT FOR CERTIFIED MAIL—20¢	
SENT TO	POSTMARK OR DATE
PROV PAPER COMPANY 160 DORRANCE ST PROVIDENCE, R. I.	PROVIDENCE, R. I. ANNEX S APR 15 1966
16-417-400	
NOT FOR INTERNATIONAL MAIL	

July 1965

1. Stick postage stamps to your article to pay:

BASIC CHARGES

Certified fee—20¢

Postage (first-class or airmail)

OPTIONAL SERVICES

Return receipt (10¢ or 35¢)


Deliver to addressee only—50¢

Special delivery

2. If you want this receipt postmarked, stick the gummed stub on the left portion of the address side of the article, *leaving the receipt attached*, and present the article at a post office service window or hand it to your rural carrier. (*no extra charge*)
3. If you do not want this receipt postmarked, stick the gummed stub on the left portion of the address side of the article; detach and retain the receipt, and mail the article.
4. If you want a return receipt, write the certified-mail number and your name and address on a return receipt card, Form 3811, and attach it to the back of the article by means of the gummed ends. Endorse front of article **RETURN RECEIPT REQUESTED**. (*Fees—10¢ or 35¢.*)
5. If you want the article delivered only to the addressee, endorse it on the front **DELIVER TO ADDRESSEE ONLY**. (*Fee—50¢*). Place the same endorsement in line 2 of the return receipt card.
6. Save this receipt and present it if you make inquiry:

POST OFFICE DEPARTMENT
OFFICIAL BUSINESS

INSTRUCTIONS: Show name and address below and complete instructions on other side, where applicable. Moisten gummed ends, attach and hold firmly to back of article. Print on front of article RETURN RECEIPT REQUESTED.



RETURN
TO

VINCENT VESPIA, CITY CLERK
CITY HALL
PROVIDENCE, R.I., 02903

65-16-71549-8

3811 Oct. 1965

INSTRUCTIONS TO DELIVERING EMPLOYEE

☐ Show to whom and when delivered ☐ Show to whom, when, and address where delivered ☐ Deliver ONLY to addressee
(Additional charges required for these services)

RECEIPT

Received the numbered article described below.

REGISTERED NO. SIGNATURE OR NAME OF ADDRESSEE (Must always be filled in)

CERTIFIED NO. 741341 SIGNATURE OF ADDRESSEE'S AGENT, IF ANY

INSURED NO. W. S. C. Atman

DATE DELIVERED SHOW WHERE DELIVERED (only if requested)

APR 6 - 1963

No. 741342

RECEIPT FOR CERTIFIED MAIL—20¢

SENT TO

POSTMARK
OR DATE

PROV PARKING COMPANY
INCORPORATED
1107 INDUSTRIAL TRUST BLDG
PROVIDENCE, R. I.

16-417-500



JULY 1965

NOT FOR INTERNATIONAL MAIL

1. Stick postage stamps to your article to pay:
BASIC CHARGES
Certified fee—20¢
Postage (first-class or airmail)
OPTIONAL SERVICES
Return receipt (10¢ or 35¢)
Deliver to addressee only—50¢
Special delivery
2. If you want this receipt postmarked, stick the gummed stub on the left portion of the address side of the article, *leaving the receipt attached*, and present the article at a post office service window or hand it to your rural carrier. (*no extra charge*)
3. If you do not want this receipt postmarked, stick the gummed stub on the left portion of the address side of the article, detach and retain the receipt, and mail the article.
4. If you want a return receipt, write the certified-mail number and your name and address on a return receipt card, Form 3811, and attach it to the back of the article by means of the gummed ends. Endorse front of article RETURN RECEIPT REQUESTED. (*Fees—10¢ or 35¢.*)
5. If you want the article delivered only to the addressee, endorse it on the front DELIVER TO ADDRESSEE ONLY. (*Fee—50¢*). Place the same endorsement in line 2 of the return receipt card.
6. Save this receipt and present it if you make inquiry.

POST OFFICE DEPARTMENT
OFFICIAL BUSINESS

POST OFFICE DEPARTMENT
OFFICIAL BUSINESS

PENALTY FOR PRIVATE USE TO AVOID
PAYMENT OF POSTAGE \$300

POSTMARK OF
DELIVERING OFFICE

6
1966

INSTRUCTIONS: Show name and address below and
complete instructions on other side, where applicable.
Moisten gummed ends, attach and hold firmly to back
of article. Print on front of article **RETURN**
RECEIPT REQUESTED.

RETURN
TO

VINCENT VESPIA, CITY CLERK
CITY HALL
PROVIDENCE, R.I., 02903

INSTRUCTIONS TO DELIVERING EMPLOYEE

☐ Show to whom and when delivered ☐ Show to whom, when, and address where delivered ☐ Deliver ONLY to addressee

(Additional charges required for these services)

RECEIPT

Received the numbered article described below.

REGISTERED NO.	SIGNATURE OR NAME OF ADDRESSEE <i>(Must always be filled in)</i>	
CERTIFIED NO.	1	2
INSURED NO.	SIGNATURE OF ADDRESSEE'S AGENT, IF ANY	
DATE DELIVERED	SHOW WHERE DELIVERED <i>(only if requested)</i>	

No. 741343

RECEIPT FOR CERTIFIED MAIL—20¢

SENT TO

POSTMARK
OR DATE

PROV PRODUCE WAREHOUSE
- COMPANY
C O TAX AGENT
54 MEADOW ST
NEW HAVEN CONN

16-418-000



July 1965

NOT FOR INTERNATIONAL MAIL

1. Stick postage stamps to your article to pay:
 BASIC CHARGES
 Certified fee—20¢
 Postage (first-class or airmail)
2. If you want this receipt postmarked, stick the gummed stub on the left portion of the address side of the article, *leaving the receipt attached*, and present the article at a post office service window or hand it to your rural carrier. (*no extra charge*)
3. If you do not want this receipt postmarked, stick the gummed stub on the left portion of the address side of the article, detach and retain the receipt, and mail the article.
4. If you want a return receipt, write the certified-mail number and your name and address on a return receipt card, Form 3811, and attach it to the back of the article by means of the gummed ends. Endorse front of article RETURN RECEIPT REQUESTED. (*Fees—10¢ or 35¢.*)
5. If you want the article delivered only to the addressee, endorse it on the front DELIVER TO ADDRESSEE ONLY. (*Fee—50¢*). Place the same endorsement in line 2 of the return receipt card.
6. Save this receipt and present it if you make inquiry.

OPTIONAL SERVICES

Return receipt (10¢ or 35¢)
 Deliver to addressee only—50¢
 Special delivery

POST OFFICE DEPARTMENT
OFFICIAL BUSINESS

STRIKE BREAK OFFICE NOTICE



INSTRUCTIONS: Show name and address below and complete instructions on other side, where applicable. Moisten gummed ends, attach and hold firmly to back of article. Print on front of article **RETURN RECEIPT REQUESTED**.

RETURN TO

VINCENT VESPIA, CITY CLERK
CITY HALL
PROVIDENCE, R.I., 02903

POSTMARK OF
G I I
AFRICAN INCEP SOCIETY

INSTRUCTIONS TO DELIVERING EMPLOYEE

☐ Show to whom and when delivered ☐ Show to whom, when, and address where delivered ☐ Deliver ONLY to addressee
(Additional charges required for these services)

RECEIPT

Received the numbered article described below.

REGISTERED NO.	SIGNATURE OR NAME OF ADDRESSEE (Must always be filled in)	
	1	2
CERTIFIED NO.	N. C. N. H. - HART RP	
INSURED NO.	SIGNATURE OF ADDRESSEE'S AGENT, IF ANY	
	F. O. Rogers	
DATE DELIVERED	SHOW WHERE DELIVERED (only if requested)	
10/23/43		

No. 741344


RECEIPT FOR CERTIFIED MAIL—20¢

SENT TO

POSTMARK
OR DATE

PROV REALTY COMPANY
50 ALEPPO ST
PROVIDENCE, R. I.

16-418-200



July 1965

NOT FOR INTERNATIONAL MAIL

1. Stick postage stamps to your article to pay:

BASIC CHARGES

Certified fee—20¢

Postage (first-class or airmail)

OPTIONAL SERVICES

Return receipt (10¢ or 35¢)

Deliver to addressee only—50¢


Special delivery

2. If you want this receipt postmarked, stick the gummed stub on the left portion of the address side of the article, *leaving the receipt attached*, and present the article at a post office service window or hand it to your rural carrier. (*no extra charge*)
3. If you do not want this receipt postmarked, stick the gummed stub on the left portion of the address side of the article, detach and retain the receipt, and mail the article.
4. If you want a return receipt, write the certified-mail number and your name and address on a return receipt card, Form 3811, and attach it to the back of the article by means of the gummed ends. Endorse front of article **RETURN RECEIPT REQUESTED**. (*Fees—10¢ or 35¢.*)
5. If you want the article delivered only to the addressee, endorse it on the front **DELIVER TO ADDRESSEE ONLY**. (*Fee—50¢*). Place the same endorsement in line 2 of the return receipt card.
6. Save this receipt and present it if you make inquiry.

POST OFFICE DEPARTMENT
OFFICIAL BUSINESS

PENALTY FOR PRIVATE USE TO AVOID
PAYMENT OF POSTAGE, \$300

POSTMARK OF
DELIVERING OFFICE



INSTRUCTIONS: Show name and address below and
complete instructions on other side, where applicable.
Moisten gummed ends, attach and hold firmly to back
of article. Return card from front of article. **RETURN
RECEIPT REQUESTED.**

RETURN
TO

VINCENT VESPIA, CITY CLERK
CITY HALL
PROVIDENCE, R.I., 02903

INSTRUCTIONS TO DELIVERING EMPLOYEE

☐ Show to whom and when delivered ☐ Show to whom, when, and address where delivered ☐ Deliver ONLY to addressee
(Additional charges required for these services.)

RECEIPT

Received the numbered article described below.

REGISTERED NO.	SIGNATURE OR NAME OF ADDRESSEE (Must always be filled in)	
CERTIFIED NO. 741344	1	Providence Post Co
INSURED NO.	2	SIGNATURE OF ADDRESSEE'S AGENT, IF ANY Merran Gulman
DATE DELIVERED 4/4/66	SHOW WHERE DELIVERED (only if requested)	

RECEIPT FOR CERTIFIED MAIL—20¢

SENT TO

POSTMARK
OR DATE

No. 741345

PROVIDENCE REDEVELOPMENT
AGENCY
10 DORRANCE ST
PROVIDENCE, R. I.



16-418-225

JULY 1965

NOT FOR INTERNATIONAL MAIL

1. Stick postage stamps to your article to pay:
 BASIC CHARGES
 Certified fee—20¢
 Postage (first-class or airmail)
- OPTIONAL SERVICES
 Return receipt (10¢ or 35¢)
 Deliver to addressee only—50¢
 Special delivery
2. If you want this receipt postmarked, stick the gummed stub on the left portion of the address side of the article, *leaving the receipt attached*, and present the article at a post office service window or hand it to your rural carrier. (*no extra charge*)
3. If you do not want this receipt postmarked, stick the gummed stub on the left portion of the address side of the article, detach and retain the receipt, and mail the article.
4. If you want a return receipt, write the certified-mail number and your name and address on a return receipt card, Form 3811, and attach it to the back of the article by means of the gummed ends. Endorse front of article RETURN RECEIPT REQUESTED. (*Fees—10¢ or 35¢.*)
5. If you want the article delivered only to the addressee, endorse it on the front DELIVER TO ADDRESSEE ONLY. (*Fee—50¢*). Place the same endorsement in line 2 of the return receipt card.
6. Save this receipt and present it if you make inquiry.

POST OFFICE DEPARTMENT
OFFICIAL BUSINESS

2

PENALTY FOR PRIVATE USE TO AVOID
PAYMENT OF POSTAGE, \$300

POSTMARK OF
DELIVERING OFFICE



INSTRUCTIONS: Show name and address below and
complete instructions on other side, where applicable.
Moisten gummed ends, attach and hold firmly to back
of article. Print on front of article **RETURN**
RECEIPT REQUESTED.

RETURN
TO

VINCENT VESPIA, CITY CLERK
CITY HALL
PROVIDENCE, R.I., 02903

55-16-71649-8

3811 Oct. 1965

INSTRUCTIONS TO DELIVERING EMPLOYEE

☐ Show to whom and when delivered ☐ Show to whom, when, and address where delivered ☐ Deliver ONLY to addressee
(Additional charges required for these services)

RECEIPT

Received the numbered article described below.

REGISTERED NO. SIGNATURE OR NAME OF ADDRESSEE (Must always be filled in)

CERTIFIED NO.

INSURED NO.

DATE DELIVERED

SHOW WHERE DELIVERED (only if requested)

1 *Rev. Peter G. Lyons*

2 SIGNATURE OF ADDRESSEE'S AGENT, IF ANY

Stanley Bernstein

4/6/66

ACCOUNT NUMBER	PLAT	LOT	LAND VALUATION	BUILDING VALUATION	TOTAL VALUATION	BLOGS. AS P/P	AREA CODE	GRAND TOTAL	SPECIAL TAX	INSTALLMENT PER YR FOR 25YRS
16-418-225	26	254	116,850	392,400	509,250		1			
16-418-225	26	301	23,920	4,620	28,540		0	1,529,820	20,652.57	826.10
✓ PROV SHERATON CORPORATION										
11 DORRANCE ST										
16-418-430	20	51	67,370	350	67,720		0			
16-418-430	20	54	185,320	1,230	186,550		0			
16-418-430	20	56	237,600		237,600		0			
16-418-430	20	58	240,050	740	240,790		0	732,660	9,890.91	395.63
✓ PROV STEEL AND IRON CO INC										
57 NORTH MAIN ST										
FALL RIVER MASS										
16-418-700	27	2	71,230	66,980	138,210		0	138,210	1,865.84	74.63
✓ PROV TERMINAL COMPANY										
N Y N H AND H R R CO										
C O TAX AGENT										
54 MEADOW ST										
NEW HAVEN CONN										
16-418-900	19	21	3,920		3,920		0	3,920	52.92	2.11
✓ PROV WASHINGTON INSURANCE										
COMPANY										
20 WASHINGTON PLACE										
16-419-600	12	1	143,880	1,854,780	1,998,660		0	1,998,660	26,981.91	1,079.27
✓ PROV AND WORCESTER RAILROAD										
COMPANY										
C O N Y N H AND H R R CO										
TAX AGENT										
54 MEADOW ST										
NEW HAVEN CONN										
16-420-500	19	1	236,720		236,720		0			

No. 741346


RECEIPT FOR CERTIFIED MAIL—20¢

SENT TO

POSTMARK
OR DATE

PROV SHERATON CORPORATION
11 DORRANCE ST
PROVIDENCE, R. I.

16-418-430



July 1965 NOT FOR INTERNATIONAL USE

1. Stick postage stamps to your article to pay:
BASIC CHARGES
Certified fee—20¢
Postage (first-class or airmail)
OPTIONAL SERVICES
Return receipt (10¢ or 35¢)
Deliver to addressee only—50¢
Special delivery
2. If you want this receipt postmarked, stick the gummed stub on the left portion of the address side of the article, *leaving the receipt attached*, and present the article at a post office service window or hand it to your rural carrier. (*no extra charge*)
3. If you do not want this receipt postmarked, stick the gummed stub on the left portion of the address side of the article, detach and retain the receipt, and mail the article.
4. If you want a return receipt, write the certified-mail number and your name and address on a return receipt card, Form 3811, and attach it to the back of the article by means of the gummed ends. Endorse front of article RETURN RECEIPT REQUESTED. (*Fees—10¢ or 35¢.*)
5. If you want the article delivered only to the addressee, endorse it on the front DELIVER TO ADDRESSEE ONLY. (*Fee—50¢*). Place the same endorsement in line 2 of the return receipt
6. ^{Save} ~~Destroy~~ receipt and present it if you make inquiry.

POST OFFICE DEPARTMENT
OFFICIAL BUSINESS

POST OFFICE DEPARTMENT
OFFICIAL BUSINESS

65-18-71549-2

POD Form 3811 Oct. 1965

POSTMARK-OF
DELIVERING OFFICE

PROVIDENCE
APR 1966

INSTRUCTIONS: Show name and address below and
complete instructions on other side, where applicable.
Moisten gummed ends, attach and hold firmly to back
of article. Print on front of article **RETURN**
RECEIPT REQUESTED.

RETURN
TO

VINCENT VESPIA, CITY CLERK
CITY HALL
PROVIDENCE, R.I., 02903

INSTRUCTIONS TO DELIVERING EMPLOYEE

☐ Show to whom and when delivered ☐ Show to whom, when, and address where delivered ☐ Deliver ONLY to addressee
(Additional charges required for these services)

RECEIPT

Received the numbered article described below.

REGISTERED NO. SIGNATURE OR NAME OF ADDRESSEE (Must always be filled in)

CERTIFIED NO.

INSURED NO.

SIGNATURE OF ADDRESSEE'S AGENT, IF ANY

DATE DELIVERED

SHOW WHERE DELIVERED (only if requested)

50-10-71648-8 GPO

No. 741347

RECEIPT FOR CERTIFIED MAIL—20¢

SENT TO	POSTMARK OR DATE
PROV STEEL AND IRON CO INC 57 NORTH MAIN ST FAEL RIVER MASS	
APR 15 1966 USPO	
16-418-700	
NOT FOR INTERNATIONAL MAIL	
July 1965	

1. Stick postage stamps to your article to pay:

BASIC CHARGES

Certified fee—20¢.

Postage (first-class or airmail)

OPTIONAL SERVICES

Return receipt (10¢ or 35¢)

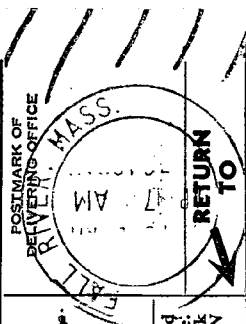
Deliver to addressee only—50¢

Special delivery

2. If you want this receipt postmarked, stick the gummed stub on the left portion of the address side of the article, *leaving the receipt attached*, and present the article at a post office service window or hand it to your rural carrier. (*no extra charge*)
3. If you do not want this receipt postmarked, stick the gummed stub on the left portion of the address side of the article, detach and retain the receipt, and mail the article.
4. If you want a return receipt, write the certified-mail number and your name and address on a return receipt card, Form 3811, and attach it to the back of the article by means of the gummed ends. Endorse front of article **RETURN RECEIPT REQUESTED**. (*Fees—10¢ or 35¢.*)
5. If you want the article delivered only to the addressee, endorse it on the front **DELIVER TO ADDRESSEE ONLY**. (*Fee—50¢.*) Place the same endorsement in line 2 of the return receipt card.
6. Save this receipt and present it if you make inquiry.

POST OFFICE DEPARTMENT
OFFICIAL BUSINESS

PENALTY FOR PRIVATE USE TO AVOID
PAYMENT OF POSTAGE, \$300



INSTRUCTIONS: Show name and address below and complete instructions on other side, where applicable. Moisten gummed ends, attach and hold firmly to back of article. Print on front of article **RETURN RECEIPT REQUESTED**.

VINCENT VESPIA, CITY CLERK
CITY HALL
PROVIDENCE, R.I., 02903

INSTRUCTIONS TO DELIVERING EMPLOYEE

☐ Show to whom and when delivered ☐ Show to whom, when, and address where delivered ☐ Deliver ONLY to addressee
(Additional charges required for these services)

RECEIPT

Received the numbered article described below.

REGISTERED NO. SIGNATURE OR NAME OF ADDRESSEE (Must always be filled in)

CERTIFIED NO. 4

741347

INSURED NO.

1 Providence Steel & Iron

2 SIGNATURE OF ADDRESSEE'S AGENT, IF ANY

Patricia M. Hlubek

DATE DELIVERED

SHOW WHERE DELIVERED (only if requested)

APR 6 - 1966

RECEIPT FOR CERTIFIED MAIL—20¢

SENT TO

POSTMARK
OR DATE

PROV TERMINAL COMPANY
N Y N H AND H R R CO
C O TAX AGENT
54 MEADOW ST
NEW HAVEN CONN

16-418-900



NOT FOR INTERNATIONAL MAIL

No. 741348

1. Stick postage stamps to your article to pay:
 BASIC CHARGES
 Certified fee—20¢
 Postage (first-class or airmail)
2. If you want this receipt postmarked, stick the gummed stub on the left portion of the address side of the article, *leaving the receipt attached*, and present the article at a post office service window or hand it to your rural carrier. (*no extra charge*)
3. If you do not want this receipt postmarked, stick the gummed stub on the left portion of the address side of the article, detach and retain the receipt, and mail the article.
4. If you want a return receipt, write the certified-mail number and your name and address on a return receipt card, Form 3811, and attach it to the back of the article by means of the gummed ends. Endorse front of article RETURN RECEIPT REQUESTED. (*Fees—10¢ or 35¢.*)
5. If you want the article delivered only to the addressee, endorse it on the front DELIVER TO ADDRESSEE ONLY. (*Fee—50¢.*) Place the same endorsement in line 2 of the return receipt card.
6. Save this receipt and present it if you make inquiry.

OPTIONAL SERVICES

Return receipt (10¢ or 35¢)
 Deliver to addressee only—50¢
 Special delivery

POST OFFICE DEPARTMENT
OFFICIAL BUSINESS

DELIVERING OFFICE

STRIKE BACK

POSTMARK OF

AMERICAN CANCELS

G I V

APR 10 1968

NEW HAVEN CONN.

INSTRUCTIONS: Show name and address below and complete instructions on other side, where applicable. Moistened padded ends, attach and hold firmly to back of article. Print on front of article **RETURN RECEIPT REQUESTED**.

RETURN
TO

VINCENT VESPIA, CITY CLERK
CITY HALL
PROVIDENCE, R.I., 02903

655-16-71649-8

POB Form 3811 Oct. 1965

INSTRUCTIONS TO DELIVERING EMPLOYEE	
<input type="checkbox"/> Show to whom and when delivered	<input type="checkbox"/> Show to whom, when, and address where delivered <input type="checkbox"/> Deliver ONLY to addressee
(Additional charges required for these services)	

RECEIPT

Received the numbered article described below.

REGISTERED NO.	SIGNATURE OR NAME OF ADDRESSEE (Must always be filled in)	
	NY. N. H. & HAT RR	
CERTIFIED NO.	1	2
741348	SIGNATURE OF ADDRESSEE'S AGENT, IF ANY	
INSURED NO.	F. J. Dreyer	
DATE DELIVERED	SHOW WHERE DELIVERED (only if required)	
APR 1		

No. 741349

RECEIPT FOR CERTIFIED MAIL—20¢

SENT TO

POSTMARK
OR DATE

PROV WASHINGTON INSURANCE
COMPANY
20 WASHINGTON PLACE
PROVIDENCE, R. I.

16-419-600



NOT FOR INTERNATIONAL MAIL

July 1965

1. Stick postage stamps to your article to pay:

BASIC CHARGES

Certified fee—20¢

Postage (first-class or airmail)

OPTIONAL SERVICES

Return receipt (10¢ or 35¢)


Deliver to addressee only—50¢

Special delivery

2. If you want this receipt postmarked, stick the gummed stub on the left portion of the address side of the article, *leaving the receipt attached*, and present the article at a post office service window or hand it to your rural carrier. (*no extra charge*)
3. If you do not want this receipt postmarked, stick the gummed stub on the left portion of the address side of the article, detach and retain the receipt, and mail the article.
4. If you want a return receipt, write the certified-mail number and your name and address on a return receipt card, Form 3811, and attach it to the back of the article by means of the gummed ends. Endorse front of article **RETURN RECEIPT REQUESTED**. (*Fees—10¢ or 35¢.*)
5. If you want the article delivered only to the addressee, endorse it on the front **DELIVER TO ADDRESSEE ONLY**. (*Fee—50¢.*) Place the same endorsement in line 2 of the return receipt card.
6. Save this receipt and present it if you make inquiry.

POST OFFICE DEPARTMENT
OFFICIAL BUSINESS

PENALTY FOR PRIVATE USE TO AVOID
PAYMENT OF POSTAGE



INSTRUCTIONS: Show name and address below and
complete instructions on other side, where applicable.
Moisten gummed ends, attach and hold firmly to back
of article. Print on front of article RETURN
RECEIPT REQUESTED.

RETURN
TO

VINCENT VESPIA, CITY CLERK
CITY HALL
PROVIDENCE, R.I., 02903

INSTRUCTIONS TO DELIVERING EMPLOYEE	
<input type="checkbox"/> Show to whom and when delivered	<input type="checkbox"/> Show to whom, when, and address where delivered to addressee
(Additional charges required for these services)	

RECEIPT

Received the numbered article described below.

REGISTERED NO.	SIGNATURE OR NAME OF ADDRESSEE (Must always be filled in)	
CERTIFIED NO. 741349	1	2
INSURED NO.	SIGNATURE OF ADDRESSEE'S AGENT, IF ANY	
DATE DELIVERED	SHOW WHERE DELIVERED (only if requested)	

APR -6 1966

No. 741350

RECEIPT FOR CERTIFIED MAIL—20¢

SENT TO	POSTMARK OR DATE
<p>PROV AND WORCESTER RAILROAD COMPANY C O N Y N H A N D H R R C O TAX AGENT 54 MEADOW ST NEW HAVEN CONN 16-420-500</p> <p>PROVIDENCE, R. I. ANNEX ST. APR 25 1966 U.S.T.</p> <p>July 1965 NOT FOR INTERNATIONAL MAIL</p>	

1. Stick postage stamps to your article to pay:

BASIC CHARGES

Certified, fee—20¢

Postage (first-class or airmail)

OPTIONAL SERVICES

Return receipt (10¢ or 35¢)

Deliver to addressee only—50¢

Special delivery

2. If you want this receipt postmarked, stick the gummed stub on the left portion of the address side of the article, *leaving the receipt attached*, and present the article at a post office service window or hand it to your rural carrier. (*no extra charge*)
3. If you do not want this receipt postmarked, stick the gummed stub on the left portion of the address side of the article, detach and retain the receipt, and mail the article.
4. If you want a return receipt, write the certified-mail number and your name and address on a return receipt card, Form 3811, and attach it to the back of the article by means of the gummed ends. Endorse front of article **RETURN RECEIPT REQUESTED**. (*Fees—10¢ or 35¢.*)
5. If you want the article delivered only to the addressee, endorse it on the front **DELIVER TO ADDRESSEE ONLY**. (*Fee—50¢.*) Place the same endorsement in line 2 of the return receipt card.
6. Save this receipt and present it if you make inquiry.

POST OFFICE DEPARTMENT
OFFICIAL BUSINESS

PENALTY FOR PRIVATE USE TO AVOID
PAYMENT OF POSTAGE \$300



POST MARK OF
STRIKE BACK OFFICE MAIL

G I I -
AMERICAN CANCE

INSTRUCTIONS: Show name and address below and
complete instructions on other side, where applicable.
Moisten gummed ends, attach and hold firmly to back
of article. Print on front of article RETURN
RECEIPT REQUESTED.

RETURN
TO

VINCENT VESPIA, CITY CLERK
CITY HALL
PROVIDENCE, R.I., 02903

INSTRUCTIONS TO DELIVERING EMPLOYEE	
<input type="checkbox"/> Show to whom and when delivered	<input type="checkbox"/> Show to whom, when, and address where delivered <input type="checkbox"/> Deliver ONLY to addressee
(Additional charges required for these services)	

RECEIPT

Received the numbered article described below.

REGISTERED NO.	SIGNATURE OR NAME OF ADDRESSEE (Must always be filled in)	
	1	2
CERTIFIED NO. 741350	N.Y. N. H. & HAY	
INSURED NO.	SIGNATURE OF ADDRESSEE'S AGENT, IF ANY	
	A. J. Gregory	
DATE DELIVERED JUN 14 1953	SHOW WHERE DELIVERED (only if requested)	

ACCOUNT NUMBER	PLAT	LOT	LAND VALUATION	BUILDING VALUATION	TOTAL VALUATION	BLDGS. AS P/P	AREA CODE	GRAND TOTAL	SPECIAL TAX	INSTALLMENT PER YR FOR 25YRS
16-420-500	19	5	248,260	50,000	298,260		0			
16-420-500	19	6	40,060		40,060		0			
16-420-500	19	14	245,590	13,660	259,250		0			
16-420-500	19	23	3,300	27,500	30,800		0			
16-420-500	19	27	146,960	80,400	227,360		0	1,092,450	14,748.08	589.92

ACCOUNT NUMBER	PLAT	LOT	LAND VALUATION	BUILDING VALUATION	TOTAL VALUATION	BLDG. AS P/P	AREA CODE	GRAND TOTAL	SPECIAL TAX	INSTALLMENT PER YR FOR 25YR
✓ 17-006-457	65	910	6,260	8,200	14,460		1	14,460	195.21	7.80

QUEENCREST REALTY CORP

285 VALLEY ST

No. 741352


RECEIPT FOR CERTIFIED MAIL—20¢

SENT TO

POSTMARK
OR DATE

QUEENCREST REALTY CORP
285 VALLEY ST
PROVIDENCE, R. I.

17-006-457



1. Stick postage stamps to your article to pay:
 BASIC CHARGES
 Certified fee—20¢
 Postage (first-class or airmail)
 OPTIONAL SERVICES
 Return receipt (10¢ or 35¢)
 Deliver to addressee only—50¢
 Special delivery
2. If you want this receipt postmarked, stick the gummed stub on the left portion of the address side of the article, *leaving the receipt attached*, and present the article at a post office service window or hand it to your rural carrier. (*no extra charge*)
3. If you do not want this receipt postmarked, stick the gummed stub on the left portion of the address side of the article, detach and retain the receipt, and mail the article.
4. If you want a return receipt, write the certified-mail number and your name and address on a return receipt card, Form 3811, and attach it to the back of the article by means of the gummed ends. Endorse front of article RETURN RECEIPT REQUESTED. (*Fees—10¢ or 35¢.*)
5. If you want the article delivered only to the addressee, endorse it on the front DELIVER TO ADDRESSEE ONLY. (*Fee—50¢.*) Place the same endorsement in line 2 of the return receipt card.
6. Save this receipt and present it if you make inquiry.

POST OFFICE DEPARTMENT
OFFICIAL BUSINESS

PENALTY FOR PRIVATE USE TO AVOID
PAYMENT OF POSTAGE \$300



INSTRUCTIONS: Show name and address below and
complete instructions on other side, where applicable.
Machine furnished ends, attach and hold firmly to back
of article. Print on front of article **RETURN**
RECEIPT REQUESTED.

RETURN
TO

VINCENT VESPIA, CITY CLERK
CITY HALL
PROVIDENCE, R.I., 02903

INSTRUCTIONS TO DELIVERING EMPLOYEE

☒ Show to whom and when delivered ☐ Show to whom, when, and address where delivered ☐ Deliver ONLY to addressee

(Additional charges required for these services)

RECEIPT

Received the numbered article described below.

REGISTERED NO.	SIGNATURE OR NAME OF ADDRESSEE (Must always be filled in)	
CERTIFIED NO. 741352	1	2
INSURED NO.	SIGNATURE OF ADDRESSEE'S AGENT, IF ANY	
DATE DELIVERED APR 7 1963	SHOW WHERE DELIVERED (only if requested)	

ACCOUNT NUMBER	PLAT	LOT	LAND VALUATION	BUILDING VALUATION	TOTAL VALUATION	BLDGS. AS P/P	AREA CODE	GRAND TOTAL	SPECIAL TAX	INSTALLMENT PER YR FOR 25YRS
CARMINE A RAO AND WF BEVERLY 666 ELMGROVE AVE 18-031-905	25	166	44,300	86,540	130,840		0	130,840	1,766.34	70.65
JOHN C RAO AND WF VERA 625 MT PLEASANT AVE 18-032-545	25	150	107,580	225,000	332,580		0	332,580	4,489.83	179.59
REAL ESTATE TITLE INSURANCE COMPANY OF PROVIDENCE 32 CUSTOM HOUSE ST 18-057-202	20	88	18,450	68,180	86,630		0	86,630	1,169.51	46.78
REBECCA REALTY COMPANY 150 WASHINGTON ST 18-061-430	25	331	127,060	70,150	197,210		0			
18-061-430	25	333	27,890	46,840	74,730		0	271,940	3,671.19	146.84
AUGUSTO REIS AND MANUEL REIS 132 FREEBORN AVE EA PROV R I 18-090-532	21	297	13,130	4,020	17,150		1	17,150	231.53	9.26
THE RE MAX REALTY COMPANY 148 WASHINGTON ST 18-094-200	25	334	17,090	360	17,450		0			
18-094-200	25	335	167,040	151,680	318,720		1			
18-094-200	25	337	96,480	73,600	170,080		0	506,250	6,834.38	273.37
HORACE REMINGTON & SON CO 91 FRIENDSHIP ST 18-095-700	20	305					0	2,000	27.00	1.08
REMINGTON REALTY COMPANY 91 FRIENDSHIP ST 18-096-300	20	306	11,970	17,470	29,440		0	29,440	397.44	15.89

RECEIPT FOR CERTIFIED MAIL—20¢

SENT TO

POSTMARK
OR DATE

CARMINE A RAO AND WF BEVERLY
666 ELMGROVE AVE
PROVIDENCE, R. I.

18-031-905



July 1965

NOT FOR INTERNATIONAL MAIL

No. 741353

1. Stick postage stamps to your article to pay:
 BASIC CHARGES
 Certified fee—20¢
 Postage (first-class or airmail)
2. If you want this receipt postmarked, stick the gummed stub on the left portion of the address side of the article, *leaving the receipt attached*, and present the article at a post office service window or hand it to your rural carrier. (*no extra charge*)
3. If you do not want this receipt postmarked, stick the gummed stub on the left portion of the address side of the article, detach and retain the receipt, and mail the article.
4. If you want a return receipt, write the certified-mail number and your name and address on a return receipt card, Form 3811, and attach it to the back of the article by means of the gummed ends. Endorse front of article RETURN RECEIPT REQUESTED. (*Fees—10¢ or 35¢*)
5. If you want the article delivered only to the addressee, endorse it on the front DELIVER TO ADDRESSEE ONLY. (*Fee—50¢*). Place the same endorsement in line 2 of the return receipt card.
6. Save this receipt and present it if you make inquiry.

OPTIONAL SERVICES

- Return receipt (10¢ or 35¢)
- Deliver to addressee only—50¢
- Special delivery

PENALTY FOR PRIVATE USE TO AVOID
PAYMENT OF POSTAGE, \$30

POST OFFICE DEPARTMENT
OFFICIAL BUSINESS

POSTMARK OF
DELIVERING OFFICE

INSTRUCTIONS: Show name and address below and
complete instructions on other side, where applicable.
Moisten gummed ends, attach and hold firmly to back
of article. Print on front of article **RETURN**
RECEIPT REQUESTED.

**RETURN
TO**

VINCENT VESPIA, CITY CLERK
CITY HALL
PROVIDENCE, R.I., 02903

65-16-71548-8

Oct. 1965

3811
POD Form

INSTRUCTIONS TO DELIVERING EMPLOYEE

☐ Show to whom and when delivered ☐ Show to whom, when, and address where delivered ☐ Deliver ONLY to addressee
(Additional charges required for these services)

RECEIPT

Received the numbered article described below.

REGISTERED NO. SIGNATURE OR NAME OF ADDRESSEE (Must always be filled in)

CERTIFIED NO. 1

INSURED NO. 2

SIGNATURE OF ADDRESSEE'S AGENT, IF ANY

DATE DELIVERED

SHOW WHERE DELIVERED (only if requested)

No. 741354

RECEIPT FOR CERTIFIED MAIL—20¢

SENT TO

JOHN C RAD AND WF Verna
625 MT PLEASANT AVE
PROVIDENCE, R. I.

18-032-545

JUL 1965

NOT FOR POSTAGE


PROVIDENCE

the
face
of
this
document
is
on
file
in
the
office
of
the
Post
Office
at
Providence,
Rhode
Island
02840

1. Stick postage stamps to your article to pay:
 BASIC CHARGES
 Certified fee—20¢
 Postage (first-class or airmail)
 OPTIONAL SERVICES
 Return receipt (10¢ or 35¢)
 Deliver to addressee only—50¢
 Special delivery
2. If you want this receipt postmarked, stick the gummed stub on the left portion of address side of the article, *leaving the receipt attached*, and present the article at a post office service window or hand it to your rural carrier. (*no extra charge*)
3. If you do not want this receipt postmarked, stick the gummed stub on the left portion of the address side of the article, detach and retain the receipt, and mail the article.
4. If you want a return receipt, write the certified-mail number and your name and address on a return receipt card, Form 3811, and attach it to the back of the article by means of the gummed ends. Endorse front of article RETURN RECEIPT REQUESTED. (*Fees—10¢ or 35¢.*)
5. If you want the article delivered only to the addressee, endorse it on the front DELIVER TO ADDRESSEE ONLY. (*Fee—50¢.*) Place the same endorsement in line 2 of the return receipt card.
6. Save this receipt and present it if you make inquiry.

POST OFFICE DEPARTMENT
OFFICIAL BUSINESS

PENALTY FOR PRIVATE USE TO AVOID
PAYMENT OF POSTAGE, 1960



INSTRUCTIONS: Show name and address below and complete instructions on other side, where applicable. Moistened gummed ends, attach and hold firmly to back of article. Print on front of article RETURN RECEIPT REQUESTED.

RETURN
TO

VINCENT VESPIA, CITY CLERK
CITY HALL
PROVIDENCE, R.I., 02903

INSTRUCTIONS TO DELIVERING EMPLOYEE

☐ Show to whom and when delivered ☐ Show to whom, when, and address where delivered ☐ Deliver ONLY to addressee
(Additional charges required for these services)

RECEIPT

Received the numbered article described below.

REGISTERED NO.	SIGNATURE OR NAME OF ADDRESSEE (Must always be filled in)	
	<div style="display: flex; justify-content: space-between;"> <div style="width: 45%;"> <p>1</p> <p>CERTIFIED NO. 741354</p> <p>INSURED NO.</p> </div> <div style="width: 45%;"> <p>2</p> <p>SIGNATURE OF ADDRESSEE'S AGENT, IF ANY</p> </div> </div>	
DATE DELIVERED	SHOW WHERE DELIVERED (only if requested)	
4-7-66		

No. 741355

RECEIPT FOR CERTIFIED MAIL—20¢

SENT TO

REAL ESTATE TITLE INSURANCE
COMPANY OF PROVIDENCE
32 CUSTOM HOUSE ST
PROVIDENCE, R. I.

18-057-202

July 1965

NOT FOR RETURN

the
Office
of
the
Post
Office
at
Providence,
R. I.

1. Stick postage stamps to your article to pay:
 BASIC CHARGES
 Certified fee—20¢
 Postage (first-class or airmail)
2. If you want this receipt postmarked, stick the gummed stub on the left portion of address side of the article, *leaving the receipt attached*, and present the article at a post office window or hand it to your rural carrier. (*no extra charge*)
3. If you do not want this receipt postmarked, stick the gummed stub on the left portion of the address side of the article, detach and retain the receipt, and mail the article.
4. If you want a return receipt, write the certified-mail number and your name and address on a return receipt card, Form 3811, and attach it to the back of the article by means of the gum ends. Endorse front of article RETURN RECEIPT REQUESTED. (Fee—10¢ or 35¢)
5. If you want the article delivered only to the addressee, endorse it on the front DELIVER ADDRESSEE ONLY. (Fee—30¢). Place the same endorsement in line 2 of the return receipt card.
6. Save this receipt and present it if you make inquiry.

OPTIONAL SERVICES

- Return receipt (10¢ or 35¢)
- Deliver to addressee only—50¢
- Special delivery

POST OFFICE DEPARTMENT
OFFICIAL BUSINESS

4

POST OFFICE DEPARTMENT
OFFICIAL BUSINESS

4

POST OFFICE DEPARTMENT
OFFICIAL BUSINESS

4

POST OFFICE DEPARTMENT
OFFICIAL BUSINESS

4

POST OFFICE DEPARTMENT
OFFICIAL BUSINESS

4

POST OFFICE DEPARTMENT
OFFICIAL BUSINESS

4

POST OFFICE DEPARTMENT
OFFICIAL BUSINESS

4

POST OFFICE DEPARTMENT
OFFICIAL BUSINESS

4

POST OFFICE DEPARTMENT
OFFICIAL BUSINESS

4

POST OFFICE DEPARTMENT
OFFICIAL BUSINESS

4

POST OFFICE DEPARTMENT
OFFICIAL BUSINESS

4

POST OFFICE DEPARTMENT
OFFICIAL BUSINESS

4

POST OFFICE DEPARTMENT
OFFICIAL BUSINESS

4

POST OFFICE DEPARTMENT
OFFICIAL BUSINESS

4

POST OFFICE DEPARTMENT
OFFICIAL BUSINESS

4

POST OFFICE DEPARTMENT
OFFICIAL BUSINESS


4

POST OFFICE DEPARTMENT
OFFICIAL BUSINESS

4

POST OFFICE DEPARTMENT
OFFICIAL BUSINESS

4



INSTRUCTIONS: Show name and address below and complete instructions on other side, where applicable. Moistened gummed ends, attach and hold firmly to back of article. Print on front of article RETURN RECEIPT REQUESTED.

VINCENT VESPIA, CITY CLERK
CITY HALL
PROVIDENCE, R.I., 02903

602-16-71548-8

Oct. 1965

3811

POD Form

INSTRUCTIONS TO DELIVERING EMPLOYEE			
<input type="checkbox"/> Show to whom and when delivered	<input type="checkbox"/> Show to whom, when, and address where delivered	<input type="checkbox"/> Deliver ONLY to addressee	
(Additional charges required for these services)			

RECEIPT

Received the numbered article described below.

REGISTERED NO.	SIGNATURE OR NAME OF ADDRESSEE (must always be filled for)		
	<i>Wm. H. Cator, Jr. Sec'y. Mex.</i>		
CERTIFIED NO.	1	2	
<i>741355</i>			
INSURED NO.	SIGNATURE OF ADDRESSEE'S AGENT, IF ANY		

DATE DELIVERED	SHOW WHERE DELIVERED (only if requested)
<i>4-6-66</i>	

RECEIPT FOR CERTIFIED MAIL—20¢

SENT TO

POSTMARK
OR DATE

REBECCA REALTY COMPANY
150 WASHINGTON ST
PROVIDENCE, R. I.

18-061-430



July 1965

NOT FOR INTERNATIONAL MAIL

No. 741350

1. Stick postage stamps to your article to pay:

BASIC CHARGES

Certified fee—20¢

Postage (first-class or airmail)

OPTIONAL SERVICES

Return receipt (10¢ or 35¢)

Deliver to addressee only—50¢

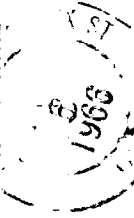
Special delivery

2. If you want this receipt postmarked, stick the gummed stub on the left portion of the address side of the article, *leaving the receipt attached*, and present the article at a post office service window or hand it to your rural carrier. (*no extra charge*)
 3. If you do not want this receipt postmarked, stick the gummed stub on the left portion of the address side of the article, detach and retain the receipt, and mail the article.
 4. If you want a return receipt, write the certified-mail number and your name and address on a return receipt card, Form 3811, and attach it to the back of the article by means of the gummed ends. Endorse front of article **RETURN RECEIPT REQUESTED**. (*Fees—10¢ or 35¢.*)
- If you want the article delivered only to the addressee, endorse it on the front **DELIVER TO ADDRESSEE ONLY**. (*Fee—50¢.*) Place the same endorsement in line 2 of the return receipt card.
- Give this receipt and present it if you make inquiry.

POST OFFICE DEPARTMENT
OFFICIAL BUSINESS

PENALTY FOR PRIVATE USE TO AVOID
PAYMENT OF POSTAGE, \$300

POSTMARK OF
DELIVERING OFFICE



INSTRUCTIONS: Show name and address below and
complete instructions on other side, where applicable.
Moisten gummed ends, attach and hold firmly to back
of article. Print on front of article **RETURN**
RECEIPT REQUESTED.

RETURN
TO

VINCENT VESPIA, CITY CLERK
CITY HALL
PROVIDENCE, R.I., 02903

55-10-71649-8

OCT. 1965

3811 Form

INSTRUCTIONS TO DELIVERING EMPLOYEE	
<input type="checkbox"/> Show to whom and when delivered	<input type="checkbox"/> Show to whom, when, and address where delivered to addressee
(Additional charges required for these services)	

RECEIPT

Received the numbered article described below.

REGISTERED NO.	SIGNATURE OR NAME OF ADDRESSEE (Must always be filled in)	
	Rebecca Reedy Co	
CERTIFIED NO. 741356	1	SIGNATURE OF ADDRESSEE'S AGENT, IF ANY
INSURED NO.	2	
DATE DELIVERED 4/6/66	SHOW WHERE DELIVERED (only if requested)	

No. 741357

RECEIPT FOR CERTIFIED MAIL—20¢

SENT TO		POSTMARK OR DATE
AUGUSTO REIS AND MANUEL REIS 132 FREEBORN AVE EA PROV R I		
18-090-532		
NOT FOR INTERNATIONAL MAIL		

PROVIDENCE, R. I. ANNEX
APR 16 1966

1. Stick postage stamps to your article to pay:
 BASIC CHARGES
 Certified fee—20¢
 Postage (first-class or airmail)
2. If you want this receipt postmarked, stick the gummed stub on the left portion of the address side of the article, *leaving the receipt attached*, and present the article at a post office service window or hand it to your rural carrier. (*no extra charge*)
3. If you do not want this receipt postmarked, stick the gummed stub on the left portion of the address side of the article, detach and retain the receipt, and mail the article.
4. If you want a return receipt, write the certified-mail number and your name and address on a return receipt card, Form 3811, and attach it to the back of the article by means of the gummed ends. Endorse front of article RETURN RECEIPT REQUESTED. (*Fees—10¢ or 35¢.*)
5. If you want the article delivered only to the addressee, endorse it on the front DELIVER TO ADDRESSEE ONLY. (*Fee—50¢.*) Place the same endorsement in line 2 of the return receipt card.
6. Save this receipt and present it if you make inquiry.

OPTIONAL SERVICES

Return receipt (10¢ or 35¢)

Deliver to addressee only—50¢

Special delivery

POST OFFICE DEPARTMENT
OFFICIAL BUSINESS

PENALTY FOR PRIVATE USE TO AVOID
PAYMENT OF POSTAGE, \$300

POSTMARK OF
DELIVERING OFFICE

1906

INSTRUCTIONS: Show name and address below and
complete instructions on other side, where applicable.
Moisten gummed ends, attach and hold firmly to back
of article. Print on front of article **RETURN**
RECEIPT REQUESTED.

RETURN
TO

VINCENT VESPIA, CITY CLERK
CITY HALL
PROVIDENCE, R.I., 02903

INSTRUCTIONS TO DELIVERING EMPLOYEE

☐ Show to whom and when delivered ☐ Show to whom, when, and address where delivered ☐ Deliver ONLY to addressee
(Additional charges required for these services)

RECEIPT

Received the numbered article described below.

REGISTERED NO. <i>977357</i>	SIGNATURE OR NAME OF ADDRESSEE (Must always be filled in) <i>Augusto P. Piro</i>
CERTIFIED NO. <i>977357</i>	
INSURED NO. <i>977357</i>	SIGNATURE OF ADDRESSEE'S AGENT, IF ANY <i>Phil Piro</i>

DATE DELIVERED <i>4-6-66</i>	SHOW WHERE DELIVERED (only if requested)
---------------------------------	--

No. 741358

RECEIPT FOR CERTIFIED MAIL—20¢

SENT TO

POSTMARK
OR DATE

THE RE MAX REALTY COMPANY
148 WASHINGTON ST
PROVIDENCE, R. I.



18-094-200

1. Stick postage stamps to your article to pay:

BASIC CHARGES

Certified fee—20¢

Postage (first-class or airmail)

OPTIONAL SERVICES

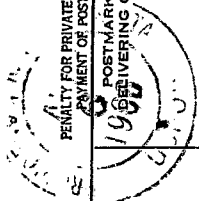
Return receipt (10¢ or 35¢)*

Deliver to addressee only—50¢

Special delivery

2. If you want this receipt postmarked, stick the gummed stub on the left portion of the address side of the article, *leaving the receipt attached*, and present the article at a post office service window or hand it to your rural carrier. (*no extra charge*)
3. If you do not want this receipt postmarked, stick the gummed stub on the left portion of the address side of the article, detach and retain the receipt, and mail the article.
4. If you want a return receipt, write the certified-mail number and your name and address on a return receipt card, Form 3811, and attach it to the back of the article by means of the gummed ends. Endorse front of article **RETURN RECEIPT REQUESTED**. (*Fees—10¢ or 35¢.*)
5. If you want the article delivered only to the addressee, endorse it on the front **DELIVER TO ADDRESSEE ONLY**. (*Fee—50¢.*) Place the same endorsement in line 2 of the return receipt card.
6. Save this receipt and present it if you make inquiry.

POST OFFICE DEPARTMENT
OFFICIAL BUSINESS



POSTMARK OF
DELIVERING OFFICE

INSTRUCTIONS: Show name and address below and complete instructions on other side, where applicable. Moisten gummed ends, attach and hold firmly to back of article. Print on front of article **RETURN RECEIPT REQUESTED**.

RETURN
TO

VINCENT VESPIA, CITY CLERK
CITY HALL
PROVIDENCE, R.I., 02903

685-16-71548-8

POD Form 3811 Oct 1965

INSTRUCTIONS TO DELIVERING EMPLOYEE

☐ Show to whom and when delivered ☐ Show to whom, when, and address where delivered ☐ Deliver ONLY to addressee
(Additional charges required for these services)

RECEIPT

Received the numbered article described below.

REGISTERED NO. SIGNATURE OR NAME OF ADDRESSEE (Must always be filled in)

CERTIFIED NO.

741358

INSURED NO.

SIGNATURE OF ADDRESSEE'S AGENT, IF ANY

DATE DELIVERED

4/6/66

SHOW WHERE DELIVERED (only if requested)

No. 741359

RECEIPT FOR CERTIFIED MAIL—20¢

SENT TO	POSTMARK OR DATE
HORACE REMINGTON & SON CO 91 FRIENDSHIP ST PROVIDENCE, R. I.	
18-095-700	
NOT FOR INTERNATIONAL MAIL	



1. Stick postage stamps to your article to pay:

BASIC CHARGES

Certified fee—20¢

Postage (first-class or airmail)

OPTIONAL SERVICES

Return receipt (10¢ or 35¢)

Deliver to addressee only—50¢

Special delivery

2. If you want this receipt postmarked, stick the gummed stub on the left portion of the address side of the article, *leaving the receipt attached*, and present the article at a post office service window or hand it to your rural carrier. (*no extra charge*)
3. If you do not want this receipt postmarked, stick the gummed stub on the left portion of the address side of the article, detach and retain the receipt, and mail the article.
4. If you want a return receipt, write the certified-mail number and your name and address on a return receipt card, Form 3811, and attach it to the back of the article by means of the gummed ends. Endorse front of article **RETURN RECEIPT REQUESTED**. (*Fees—10¢ or 35¢.*)
5. If you want the article delivered only to the addressee, endorse it on the front **DELIVER TO ADDRESSEE ONLY**. (*Fee—50¢.*) Place the same endorsement in line 2 of the return receipt card.
6. Save this receipt and present it if you make inquiry.

POST OFFICE DEPARTMENT
OFFICIAL BUSINESS

POST OFFICE DEPARTMENT
OFFICIAL BUSINESS

3811 Oct. 1965
POD Form
c53-16-71648-8

POSTMARK OF
DELIVERING OFFICE



INSTRUCTIONS: Show name and address below and complete instructions on other side, where applicable. Moisten gummed ends, attach and hold firmly to back of article. Print on front of article RETURN RECEIPT REQUESTED.

RETURN
TO

VINCENT VESPIA, CITY CLERK
CITY HALL
PROVIDENCE, R.I., 02903

INSTRUCTIONS TO DELIVERING EMPLOYEE

☐ Show to whom and when delivered ☐ Show to whom, when, and address where delivered ☐ Deliver ONLY to addressee
(Additional charges required for these services)

RECEIPT

Received the numbered article described below.

REGISTERED NO. SIGNATURE OR NAME OF ADDRESSEE (Must always be filled in)

CERTIFIED NO. 74/3598

INSURED NO. 6

DATE DELIVERED

SHOW WHERE DELIVERED (only if requested)

4/6/66

1
2
HARRIS REMINDER

9/10/66

RECEIPT FOR CERTIFIED MAIL—20¢

SENT TO

POSTMARK
OR DATE

REMINGTON REALTY COMPANY
91 FRIENDSHIP ST
PROVIDENCE, R. I.

18-096-300



No. 741360

1. Stick postage stamps to your article to pay:

BASIC CHARGES

Certified fee—20¢

Postage (first-class or airmail)

OPTIONAL SERVICES

Return receipt (10¢ or 35¢)

Deliver to addressee only—50¢

Special delivery

2. If you want this receipt postmarked, stick the gummed stub on the left portion of the address side of the article, *leaving the receipt attached*, and present the article at a post office service window or hand it to your rural carrier. (no extra charge)
3. If you do not want this receipt postmarked, stick the gummed stub on the left portion of the address side of the article, detach and retain the receipt, and mail the article.
4. If you want a return receipt, write the certified-mail number and your name and address on a return receipt card, Form 3811, and attach it to the back of the article by means of the gummed ends. Endorse front of article **RETURN RECEIPT REQUESTED**. (Fees—10¢ or 35¢.)
5. If you want the article delivered only to the addressee, endorse it on the front **DELIVER TO ADDRESSEE ONLY**. (Fee—50¢). Place the same endorsement in line 2 of the return receipt card.
6. Save this receipt and present it if you make inquiry.

POST OFFICE DEPARTMENT
OFFICIAL BUSINESS

PENALTY FOR PRIVATE USE TO AVOID
PAYMENT OF POSTAGE, \$300

POSTMARK OF
DELIVERING OFFICE

INSTRUCTIONS: Show name and address below and
complete instructions on other side, where applicable.
Moisten gummed ends, attach and hold firmly to back
of article. Print on front of article RETURN
RECEIPT REQUESTED.

RETURN
TO

VINCENT VESPIA, CITY CLERK
CITY HALL
PROVIDENCE, R.I., 02903

3811 Oct. 1965

POD Form 71649-8

INSTRUCTIONS TO DELIVERING EMPLOYEE

☐ Show to whom and when delivered ☐ Show to whom, when, and address where delivered ☐ Deliver ONLY to addressee
(Additional charges required for these services)

RECEIPT

Received the numbered article described below.

REGISTERED NO. SIGNATURE OR NAME OF ADDRESSEE (Must always be filed in)

CERTIFIED NO.

74/360

INSURED NO.

SIGNATURE OF ADDRESSEE'S AGENT, IF ANY

WM Merson

DATE DELIVERED

4/6/66

SHOW WHERE DELIVERED (only if requested)

ACCOUNT NUMBER	PLAT	LOT	LAND VALUATION	BUILDING VALUATION	TOTAL VALUATION	BLDGS. AS P/P	AREA CODE	GRAND TOTAL	SPECIAL TAX	INSTALLMENT PER YR FOR 25YRS
RODNEY REYNOLDS REALTY CO										
303 EDDY ST										
18-120-750	20	349	45,690	60,580	106,270		0			
18-120-750	20	362	5,980		5,980		0	112,250	1,515.38	60.61
RHODE ISLAND ASSOCIATION										
FOR THE BLIND										
C O MR PERRY										
1058 BROAD ST										
18-125-000	20	130	456,960	121,420	578,380		0	578,380	7,808.13	312.32
RHODE ISLAND EGG SERVICE INC										
37 RATHBONE ST										
18-127-350	27	82	3,890	5,630	9,520		1	9,520	128.52	5.14
RHODE ISLAND ELECTRIC										
PROTECTIVE COMPANY										
111 MATHEWSON ST										
18-127-400	25	340	79,630	37,680	117,310		0	117,310	1,583.69	63.34
RHODE ISLAND HOSPITAL										
TRUST CO										
15 WESTMINSTER ST										
18-127-900	20	1	662,600	2,977,800	3,640,400		0			
18-127-900	20	2		224,140	224,140		0			
18-127-900	20	5	138,620	36,250	174,870		0			
18-127-900	20	7	293,840	502,700	796,540		0	4,835,950	65,285.33	2,611.41
R I HOSPITAL TRUST CO TR U										
AGR OF HOWARD C BAKER AND										
NORMAN D BAKER										
18-130-005	20	337	63,430	2,410	65,840		0	65,840	888.84	35.55

No. 741361


RECEIPT FOR CERTIFIED MAIL—20¢

SENT TO

POSTMARK
OR DATE

RODNEY REYNOLDS REALTY CO
303 EDDY ST
PROVIDENCE, R. I.

18-120-750



1. Stick postage stamps to your article to pay:

BASIC CHARGES

Certified fee—20¢

Postage (first-class or airmail)

OPTIONAL SERVICES

Return receipt (10¢ or 35¢)

Deliver to addressee only—50¢

Special delivery

2. If you want this receipt postmarked, stick the gummed stub on the left portion of the address side of the article, *leaving the receipt attached*, and present the article at a post office service window or hand it to your rural carrier. (*no extra charge*)
3. If you do not want this receipt postmarked, stick the gummed stub on the left portion of the address side of the article, detach and retain the receipt, and mail the article.
4. If you want a return receipt, write the certified-mail number and your name and address on a return receipt card, Form 3811, and attach it to the back of the article by means of the gummed ends. Endorse front of article **RETURN RECEIPT REQUESTED**. (*Fees—10¢ or 35¢.*)
5. If you want the article delivered only to the addressee, endorse it on the front **DELIVER TO ADDRESSEE ONLY**. (*Fee—50¢.*) Place the same endorsement in line 2 of the return receipt card.
6. Save this receipt and present it if you make inquiry.

POST OFFICE DEPARTMENT
OFFICIAL BUSINESS

POST OFFICE DEPARTMENT
OFFICIAL BUSINESS

3811

Oct. 1965

POB Form

65-10-71549-8

Penalty for Private Use to Avoid
Payment of Postage, \$300

POSTMARK OF
DELIVERING OFFICE



INSTRUCTIONS: Show name and address below and
complete instructions on other side, where applicable.
Moisten gummed ends, attach and hold firmly to back
of article. Print on front of article RETURN
RECEIPT REQUESTED.

RETURN
TO

VINCENT VESPIA, CITY CLERK
CITY HALL
PROVIDENCE, R.I., 02903

☐ Show to whom and when delivered ☐ Show to whom, when, and address where delivered ☐ Deliver ONLY to addressee

(Additional charges required for these services)

Received the numbered article described below.

SIGNATURE OR NAME OF ADDRESSEE (Must always be filled in)

1) David (aka David) [unclear]

2

500

SHOW WHERE DELIVERED (only if requested)

65-16-71548-8 GPO

No. 741362


RECEIPT FOR CERTIFIED MAIL—20¢	
SENT TO	POSTMARK OR DATE
<p>RHODE ISLAND ASSOCIATION FOR THE BLIND C O MR PERRY 1058 BROAD ST PROVIDENCE, R. I. 18-125-000</p>	<p>PROVIDENCE APR 5 1966 L. ALINEX S</p>

JUN 1965 NOT FOR INTERNATIONAL MAIL

1. Stick postage stamps to your article to pay:
 BASIC CHARGES
 Certified fee—20¢
 Postage (first-class or airmail)
- OPTIONAL SERVICES
 Return receipt (10¢ or 35¢)
 Deliver to addressee only—50¢
 Special delivery
2. If you want this receipt postmarked, stick the gummed stub on the left portion of the address side of the article, *leaving the receipt attached*, and present the article at a post office service window or hand it to your rural carrier. (*no extra charge*)
3. If you do not want this receipt postmarked, stick the gummed stub on the left portion of the address side of the article, detach and retain the receipt, and mail the article.
4. If you want a return receipt, write the certified-mail number and your name and address on a return receipt card, Form 3811, and attach it to the back of the article by means of the gummed ends. Endorse front of article RETURN RECEIPT REQUESTED. (*Fees—10¢ or 35¢*)
5. If you want the article delivered only to the addressee, endorse it on the front DELIVER TO ADDRESSEE ONLY. (*Fee—50¢*). Place the same endorsement in line 2 of the return receipt card.
6. Save this receipt and present it if you make inquiry.

POST OFFICE DEPARTMENT
OFFICIAL BUSINESS

PENALTY FOR PRIVATE USE TO AVOID
PAYMENT OF POSTAGE, \$30



INSTRUCTIONS: Show name and address below and complete instructions on other side, where applicable. Moistened gummed ends, attach and hold firmly to back of article. Print on front of article **RETURN RECEIPT REQUESTED**.

RETURN
TO

VINCENT VESPIA, CITY CLERK
CITY HALL
PROVIDENCE, R.I., 02903

INSTRUCTIONS TO DELIVERING EMPLOYEE
☐ Show to whom and when delivered
☐ Show to whom, when, and address where delivered ☐ Deliver ONLY to addressee
(Additional charges required for these services)

RECEIPT

Received the numbered article described below.

REGISTERED NO. SIGNATURE OR NAME OF ADDRESSEE (Must always be filed in)

CERTIFIED NO.

74/362

INSURED NO.

SIGNATURE OF ADDRESSEE'S AGENT, IF ANY

DATE DELIVERED

SHOW WHERE DELIVERED (only if requested)

No. 741363

RECEIPT FOR CERTIFIED MAIL—20¢

SENT TO	POSTMARK OR DATE
RHODE ISLAND EGG SERVICE 37 RATHBONE ST PROVIDENCE, R. I.	
APR 5 1966 PROVIDENCE, R. I. A N-X	
18-127-350	
NOT FOR INTERNATIONAL MAIL July 1965	

1. Stick postage stamps to your article to pay:
 BASIC CHARGES
 Certified fee—20¢
 Postage (first-class or airmail)
 OPTIONAL SERVICES
 Return receipt (10¢ or 35¢)
 Deliver to addressee only—50¢
 Special delivery
2. If you want this receipt postmarked, stick the gummed stub on the left portion of the address side of the article, *leaving the receipt attached*, and present the article at a post office service window or hand it to your rural carrier. (*no extra charge*)
3. If you do not want this receipt postmarked, stick the gummed stub on the left portion of the address side of the article, detach and retain the receipt, and mail the article.
4. If you want a return receipt, write the certified-mail number and your name and address on a return receipt card, Form 3811, and attach it to the back of the article by means of the gummed ends. Endorse front of article RETURN RECEIPT REQUESTED. (*Fees—10¢ or 35¢.*)
5. If you want the article delivered only to the addressee, endorse it on the front DELIVER TO ADDRESSEE ONLY. (*Fee—50¢.*) Place the same endorsement in line 2 of the return receipt card.
6. Save this receipt and present it if you make inquiry.

POST OFFICE DEPARTMENT
OFFICIAL BUSINESS

IS
PENALTY FOR PRIVATE USE TO VOID
PAYMENT OF POSTAGE \$30.4



INSTRUCTIONS: Show name and address below and complete instructions on other side, where applicable. Moistened gummed ends, attach and hold firmly to back of article. Place on front of article RETURN RECEIPT REQUESTED.

RETURN
TO

VINCENT VESPIA, CITY CLERK
CITY HALL
PROVIDENCE, R.I., 02903

INSTRUCTIONS TO DELIVERING EMPLOYEE	
<input type="checkbox"/> Show to whom and when delivered	<input type="checkbox"/> Show to whom, when, and address where delivered <input type="checkbox"/> Deliver ONLY to addressee
(Additional charges required for these services)	

RECEIPT

Received the numbered article described below.

REGISTERED NO.	SIGNATURE OR NAME OF ADDRESSEE (Must always be filed in)	
CERTIFIED NO. 741363	1	2
INSURED NO.	SIGNATURE OF ADDRESSEE'S AGENT, IF ANY	
DATE DELIVERED	SHOW WHERE DELIVERED (only if requested)	
4-7-66		

No. 741364

RECEIPT FOR CERTIFIED MAIL—20¢

SENT TO

POSTMARK
OR DATE

RHODE ISLAND ELECTRIC
PROTECTIVE COMPANY
111 MATHEWSON ST
PROVIDENCE, R. I.

18-127-400



JULY 1965

NOT FOR INTERNATIONAL MAIL

(SEE POSTER SIDE)

1. Stick postage stamps to your article to pay:

BASIC CHARGES

Certified fee—20¢

Postage (first-class or airmail)

OPTIONAL SERVICES*

Return receipt (10¢ or 35¢)

Deliver to addressee only—50¢

Special delivery

2. If you want this receipt postmarked, stick the gummed stub on the left portion of the address side of the article, *leaving the receipt attached*, and present the article at a post office service window or hand it to your rural carrier. (*no extra charge*)
3. If you do not want this receipt postmarked, stick the gummed stub on the left portion of the address side of the article, detach and retain the receipt, and mail the article.
4. If you want a return receipt, write the certified-mail number and your name and address on a return receipt card, Form 3811, and attach it to the back of the article by means of the gummed ends. Endorse front of article **RETURN RECEIPT REQUESTED**. (*Fees—10¢ or 35¢.*)
5. If you want the article delivered only to the addressee, endorse it on the front **DELIVER TO ADDRESSEE ONLY**. (*Fee—50¢.*) Place the same endorsement in line 2 of the return receipt card.
6. Save this receipt and present it if you make inquiry.

POST OFFICE DEPARTMENT
OFFICIAL BUSINESS

PENALTY FOR PRIVATE USE TO AVOID
PAYMENT OF POSTAGE \$30



INSTRUCTIONS: Show name and address below and
complete instructions on other side, where applicable.
Moisten gummed ends, attach and hold firmly to back
of article. Print on front of article RETURN
RECEIPT REQUESTED.

RETURN
TO

VINCENT VESPIA, CITY CLERK
CITY HALL
PROVIDENCE, R.I., 02903

INSTRUCTIONS TO DELIVERING EMPLOYEE	
<input type="checkbox"/> Show to whom and when delivered	<input type="checkbox"/> Show to whom, when, and address where delivered
<input type="checkbox"/> Deliver ONLY to addressee	
(Additional charges required for these services)	

RECEIPT

Received the numbered article described below.

REGISTERED NO.	SIGNATURE OR NAME OF ADDRESSEE (Must always be filled in)	
CERTIFIED NO. 141364	1	Rhode Island Elct
INSURED NO.	2	SIGNATURE OF ADDRESSEE'S AGENT, IF ANY L. F. Thompson
DATE DELIVERED APR 7 - 1966	SHOW WHERE DELIVERED (only if requested)	

100
IPT FOR CERTIFIED MAIL—20¢

POSTMARK
OR DATE

RHODE ISLAND HOSPITAL
TRUST CO
15 WESTMINSTER ST
PROVIDENCE, R. I.

18-127-900



NOT FOR INTERNATIONAL MAIL

No. 7413

1. Stick postage stamps to your article to pay:

BASIC CHARGES

Certified fee—20¢
Postage (first-class or airmail)

OPTIONAL SERVICES

Return receipt (10¢ or 35¢)
Deliver to addressee only—50¢
Special delivery


2. If you want this receipt postmarked, stick the gummed stub on the left portion of the address side of the article, *leaving the receipt attached*, and present the article at a post office service window or hand it to your rural carrier. (*no extra charge*)
3. If you do not want this receipt postmarked, stick the gummed stub on the left portion of the address side of the article, detach and retain the receipt, and mail the article. If you want a return receipt, write the certified-mail number and your name and address on receipt card, Form 3811, and attach it to the back of the article by means of the gummed portion front of article **RETURN RECEIPT REQUESTED**. (*Fees—10¢ or 35¢*)

If the article delivered only to the addressee, endorse it on the front **DELIVER TO ADDRESSEE ONLY**. (*Fee—50¢*). Place the same endorsement in line 2 of the return receipt

present it if you make inquiry.

POST OFFICE DEPARTMENT
OFFICIAL BUSINESS

PERMITS FOR PRIVATE USE TO AVOID
PAYMENT OF POSTAGE, \$300



INSTRUCTIONS: Show name and address below and
complete instructions on other side, where applicable.
Moisten gummed ends, attach and hold firmly to back
of article. Print on front of article RETURN
RECEIPT REQUESTED.

VINCENT VESPIA, CITY CLERK
CITY HALL
PROVIDENCE, R.I., 02903

35-10-71648-8

Oct 1963

3811

POD Form

☐ Show to whom and when delivered ☐ Show to whom, when, and address where delivered ☐ Deliver ONLY to addressee

(Additional charges required for these services)

RECEIPT

Received the numbered article described below.

REGISTERED NO. _____ SIGNATURE OR NAME OF ADDRESSEE (Must always be filled in) _____

CERTIFIED NO.

741365

INSURED NO.

DATE DELIVERED _____


APR - 6 1963

SHOW WHERE DELIVERED (only if requested)

No. 741366

RECEIPT FOR CERTIFIED MAIL—20	
SENT TO	R I HOSPITAL TRUST CO TR AGR OF HOWARD C BAKER AN NORMAN D BAKER PROVIDENCE, R. I.
JULY 1965	18-130-005 NOT FOR INTERNATIONAL MAIL

1. Stick postage stamps to your article to pay for postage.
BASIC CHARGES
 Certified fee—20¢
 Postage (first-class or airmail)
2. If you want this receipt postmarked, stick it to the address side of the article, *leaving the red service window or hand it to your rural carrier.*
3. If you do not want this receipt postmarked, stick it to the address side of the article, detach and return it to the address side of the article, write the address and attach a return receipt card, Form 3811, and attach it to the article.
4. If you want a return receipt, write the address and attach a return receipt card, Form 3811, and attach it to the article.
5. Endorse front of article **RETURN TO SENDER**. Endorse back of article **RETURN TO ADDRESSEE ONLY**. (Fee—50¢). Place in article.
6. Save this receipt and present it if you in-

	
POSTMARK OR DATE	

POST OFFICE DEPARTMENT
OFFICIAL BUSINESS

PENALTY FOR POSTAGE NOT PAID
PAYMENT OF PENALTY IS
NECESSARY



INSTRUCTIONS: Show name and address below and
complete instructions on other side, where applicable.
* Moisten gummed ends, attach and hold firmly to back
of article. Print on front of article **RETURN**
RECEIPT REQUESTED.

RETURN
TO

VINCENT VESPIA, CITY CLERK
CITY HALL
PROVIDENCE, R.I., 02903

INSTRUCTIONS TO DELIVERING EMPLOYEE

☐ Show to whom and when delivered
☐ Show to whom, when, and address where delivered ☐ Deliver ONLY to addressee
(Additional charges required for these services)

RECEIPT

Received the numbered article described below.

REGISTERED NO. SIGNATURE OR NAME OF ADDRESSEE (Must always be filled in)

CERTIFIED NO.

741366

INSURED NO.

SIGNATURE OF ADDRESSEE'S AGENT, IF ANY

DATE DELIVERED

APR - 6 1966

SHOW WHERE DELIVERED (only if requested)

ACCOUNT NUMBER	PLAT	LOT	LAND VALUATION	BUILDING VALUATION	TOTAL VALUATION	BLDGS. AS P/P	AREA CODE	GRAND TOTAL	SPECIAL TAX	INSTALLMENT PER YR FOR 25YRS
R I HOSPITAL TRUST CO TR U D										
RUTH M BAKER AND										
ELIZABETH D BAKER										
18-130-020	12	50	14,800	560	15,360		0			
18-130-020	20	335	11,740	310	12,050		0			
18-130-020	20	336	7,560	8,780	16,340		0	43,750	590.63	23.62
R I HOSPITAL TRUST CO TR U D										
RUTH M BAKER R I HOSPITAL										
TRUST CO AND RUTH M BAKER CO										
TRS U D HOWARD C BAKER										
R I HOSPITAL TRUST CO										
ELIZABETH D BAKER AND										
NORMAN BAKER JR CO TRS U W										
NORMAN D BAKER AND										
ELIZABETH D BAKER										
18-130-030	12	47	13,440		13,440		0	13,440	181.44	7.25
R I HOSPITAL TRUST CO TR U W										
JOSEPH P CORY 2007										
18-140-100	25	167	34,610	590	35,200		0			
18-140-100	25	169	3,200		3,200		0			
18-140-100	25	342	64,430	69,500	133,930		0	172,330	2,326.46	93.05
R I HOSPITAL TRUST CO TR U W										
ARTHUR D GREENE HENRY A										
GREENE BROWN UNIVERSITY AND										
PRESIDENT AND FELLOWS OF										
HARVARD COLLEGE										
TILDEN THURBER										
292 WESTMINSTER ST										
18-148-920	20	170	168,120	61,220	229,340		0	229,340	3,096.09	123.84

ACCOUNT NUMBER	PLAT	LOT	LAND VALUATION	BUILDING VALUATION	TOTAL VALUATION	BLDG. AS P/P	AREA CODE	GRAND TOTAL	SPECIAL TAX	INSTALLMENT PER YR FOR 25YRS
R I HOSPITAL TRUST CO TR U W ALICE W LARCHER	18-159-380	25 359	57,500		57,500		0	57,500	776.25	31.05
R I HOSPITAL TRUST CO ELIZABETH D BAKER AND NORMAN D BAKER JR CO TRS U W NORMAN D BAKER AND R I HOSPITAL TRUST CO AND RUTH M BAKER TRS U IND OF HOWARD C BAKER	18-193-805	12 49	3,870		3,870		1	3,870	52.25	2.09
R I HOSPITAL TRUST CO ELIZABETH D BAKER AND NORMAN D BAKER JR TRS U W NORMAN D BAKER R I HOSPITAL TRUST CO AND RUTH M BAKER CO TRS U IND HOWARD C BAKER	18-193-810	20 194	39,630	420	40,050		0			
R I HOSPITAL TRUST CO TR U D RUTH M BAKER AND ELIZABETH D BAKER	18-193-810	20 292	32,100	320	32,420		0	72,470	978.35	39.13
R I HOSPITAL TRUST CO EDWARD S MOULTON AND STEPHEN J SIEGL TRS U W OF WALTER HIDDEN 3227	18-212-600	20 139	72,680	24,300	96,980		0			
	18-212-600	20 140	98,400		98,400		0			
	18-212-600	20 142		6,550	6,550		0			
	18-212-600	20 143	10,850	6,550	17,400		0	219,330	2,960.96	118.43

ACCOUNT NUMBER	PLAT	LOT	LAND VALUATION	BUILDING VALUATION	TOTAL VALUATION	BLDGS. AS P/P	AREA CODE	GRAND TOTAL	SPECIAL TAX	INSTALLMENT PER YR FOR 25YRS
R I HOSPITAL TRUST CO DOROTHY C V STORRS AND NATHANIEL M VOSE JR TRS U W HELEN C VOSE R I HOSPITAL TRUST AND DOROTHY C V STORRS TRS U D FRANK H CRANSTON DOROTHY C V STORRS AND NATHANIEL M VOSE 18-214-160 20 33			113,550	157,660	271,210		0	271,210	3,661.34	146.45
RHODE ISLAND SUPPLY COMPANY 170 WESTMINSTER ST 18-217-190 24 418			89,480		89,480		1	89,480	1,207.98	48.31
RIALTO HOTEL INC 122 FOUNTAIN ST 18-218-490 25 173			43,120	62,460	105,580		0	105,580	1,425.33	57.01
RIFCO REALTY CO INC 515 SOUTH WATER ST 18-261-535 18 4			22,290	19,770	42,060		0	42,060	567.81	22.71
IRA RIFEKIN AND HF ROSE A 26 GLEN DR 18-262-010 16 41			3,700	7,950	11,650		1	11,650	157.28	6.29
RIVERSIDE REALTY COMPANY 211 EDDY ST 18-284-400 20 301			25,620	36,920	62,540		0			
18-284-400 20 363			25,640	1,380	27,020		0	89,560	1,209.06	48.36
ROGER WILLIAMS SAVINGS AND LOAN ASSOCIATION 270 WESTMINSTER ST 18-334-900 20 166			194,490	222,920	417,410		0	417,410	5,635.04	225.40

ACCOUNT NUMBER	PLAT	LOT	LAND VALUATION	BUILDING VALUATION	TOTAL VALUATION	BLDGS. AS P/P	AREA CODE	GRAND TOTAL	SPECIAL TAX	INSTALLMENT PER YR FOR 25YRS
ROITMAN & SON INC										
160 SO WATER ST										
18-343-000	12	55	4,630	220	4,850		1			
18-343-000	12	57	12,710	44,630	57,340		0			
18-343-000	12	58	5,530	8,300	13,830		1	76,020	1,026.27	41.05
RON JEAN REALTY CORPORATION										
550 PAWTUCKET AVE										
PAWT R I										
18-360-810	24	406	201,100	1,480	202,580		1	202,580	2,734.83	109.39
ROSEDALE REALTY CO										
C O G MASON GROSS										
P O BOX 698										
170 WESTMINSTER ST										
18-374-700	26	4	36,920	539,630	576,550		0	576,550	7,783.43	311.33

ACCOUNT NUMBER	PLAT	LOT	LAND VALUATION	BUILDING VALUATION	TOTAL VALUATION	BLDGS. AS P/P	AREA CODE	GRAND TOTAL	SPECIAL TAX	INSTALLMENT PER YR FOR 25YRS
S AND V CORPORATION										
135 DORRANCE ST	20	263	69,400	1,070	70,470		0	70,470	951.35	38.05
SANTINA REALTY INC										
235 OAKLAWN AVE										
CRANSTON R I										
19-062-290	10	16	12,740	30,700	43,440		0			
19-062-290	10	26	9,230	310	9,540		0			
19-062-290	10	28	21,310		21,310		1			
19-062-290	10	256	3,090	240	3,330		0	77,620	1,047.87	41.91
LOUIS SARKAS CHARLES SARKAS										
AND DEEB SARKAS										
210 MAIN ST										
PAWT R I										
19-078-476	10	21	9,520	24,530	34,050		1	34,050	459.68	18.38
LOUIS J SCHWAB										
511 EDDY ST										
19-146-800	22	163	3,780	5,470	9,250		0	9,250	124.88	4.99
HARRY SHATKIN HARRY SHATKIN										
TR U I DATED 10 23 47										
SIMON SHATKIN SAMUEL SHATKIN										
FANNY SACKIN BELLA KNIZNIK										
ANNIE SONION										
117 FRIENDSHIP ST										
19-221-545	20	329	120,660	89,300	209,960		0	209,960	2,834.46	113.37
WILLIAM A SHAWCROSS REALTY										
CO										
91 FOSDIKE ST										
19-228-110	20	34	101,800	74,320	176,120		0	176,120	2,377.62	95.10

ACCOUNT NUMBER	PLAT	LOT	LAND VALUATION	BUILDING VALUATION	TOTAL VALUATION	BLDGS. AS P/P	AREA CODE	GRAND TOTAL	SPECIAL TAX	INSTALLMENT PER YR FOR 25YRS
SIMON SHECHTMAN & WF										
BEVERLY N										
238 GARDEN CITY DR										
CRANSTON R I										
19-236-220	22	50	5,630	9,060	14,690		1	14,690	198.32	7.93
SHELL OIL COMPANY										
C O REAL ESTATE DEPT										
441 STEWART ST										
BOSTON MASS										
19-242-398	19	16	35,820	9,740	45,560		0	45,560	615.06	24.60
THE JOHN SHEPARD JR REAL										
ESTATE HOLDING CORP										
C O OLD COLONY TRUST CO										
1 FEDERAL ST										
BOSTON 6 MASS										
19-244-000	25	350	98,180	48,110	146,290		0			
19-244-000	25	355	57,360	36,230	93,590		0			
19-244-000	25	356	76,880	41,410	118,290		0			
19-244-000	25	357		81,380	81,380		0			
19-244-000	25	359		61,180	61,180		0			
19-244-000	25	361	12,360	23,530	35,890		0			
19-244-000	25	362	48,050	41,410	89,460		0			
19-244-000	25	363	545,540	201,700	747,240		0			
19-244-000	25	376	7,020	8,000	15,020		0			
19-244-000	25	378	52,710	82,060	134,770		0			
19-244-000	25	381		61,180	61,180		0	1,584,290	21,387.92	855.51
MICHAEL SHEPARD AND										
JOSEPH SHEPARD										
135 CANAL ST										
19-244-302	10	553	2,180		2,180		0	2,180	29.43	1.17

ACCOUNT NUMBER	PLAT	LOT	LAND VALUATION	BUILDING VALUATION	TOTAL VALUATION	BLDGS. AS P/P	AREA CODE	GRAND TOTAL	SPECIAL TAX	INSTALLMENT PER YR FOR 25YRS
✓ SHERIDAN REALTY INC 405 IND BANK BLDG. 19-247-752 19 15			75,500		75,500		0	75,500	1,019.25	40.77
✓ SHONE REALTY CO INC 41 STUCKLEY ST										
19-267-132 65 713			18,220	26,590	44,810		1			
19-267-132 65 716			200	680	880		0			
19-267-132 65 914			6,150	14,540	20,690		0	66,380	896.13	35.84
✓ SHONE REALTY CO INC AND QUEEN REALTY CO INC C D HARRY SHONE 41 STUCKLEY ST										
19-267-133 65 911			1,910		1,910		0	1,910	25.79	1.03
✓ SHONE REALTY CO INC AND BODILITE REALTY INC 41 STUCKLEY ST										
19-267-135 65 917			2,430		2,430		1	2,430	32.81	1.31
✓ SILVER LAKE WORSTED MILLS INC 433 UNION AVE										
19-291-300 33 455			430	23,320	23,750		0	23,750	320.63	12.82
✓ SAMUEL I SILVERMAN 347 EDDY ST										
19-300-301 21 141			12,290	8,980	21,270		0	21,270	287.15	11.48
✓ SAMUEL M SILVERMAN AND WF BESSIE 277 CANAL ST										
19-300-700 10 6			12,380	8,030	20,410		1	20,410	275.54	11.02

ACCOUNT NUMBER	PLAT	LOT	LAND VALUATION	BUILDING VALUATION	TOTAL VALUATION	BLDGS. AS P/P	AREA CODE	GRAND TOTAL	SPECIAL TAX	INSTALLMENT PER YR FOR 25YRS
✓ SADIE SILVERSTEIN BOX 6527 19-302-800	16	254	6,250	16,410	22,660		0	22,660	305.91	12.23
✓ GIOVANNI B SIMIONE & WF CONCETTA 179 REGENT AVE 19-311-000	65	100	7,160	14,550	21,710		0	21,710	293.09	11.72
✓ THOMAS B SIMONE AND ANGELINA SIMONE 436 VALLEY ST 19-321-522	66	22	880	4,740	5,620		1	5,620	75.87	3.03
✓ YVON SLAIMEN 415 SO MAIN ST 19-351-400	16	44	3,110	10,620	13,730		1	13,730	185.36	7.41
✓ SMITH ESTATES INC 57 EDDY ST RM 312 19-379-400	20	148		11,040	11,040		0			
19-379-400	20	260	317,570	41,000	358,570		0			
19-379-400	20	290	95,800	760	96,560		0	466,170	6,293.30	251.73
✓ RICHARD JOYCE SMITH WILLIAM J KIRK AND HARRY W DORIGAN TRS FOR THE NEW YORK NEW HAVEN AND HARTFORD RAILROAD COMPANY 54 MEADOW ST NEW HAVEN CONN 19-401-409	10	34	2,800		2,800		1			

ACCOUNT NUMBER	PLAT	LOT	LAND VALUATION	BUILDING VALUATION	TOTAL VALUATION	BLDGS. AS P/P	AREA CODE	GRAND TOTAL	SPECIAL TAX	INSTALLMENT PER YR FOR 25YRS
19-401-409	10	35	38,970	7,660	46,630		1			
19-401-409	19	11	788,000	534,800	1,322,800		0			
19-401-409	19	12	2,113,020	186,800	2,299,820		1			
19-401-409	19	18	292,680	20,200	312,880		0			
19-401-409	19	20	161,040	2,540	163,580		0			
19-401-409	26	62	336,970	39,780	376,750		1	4,525,260	61,091.01	2,443.64
✓ SOCONY MOBIL OIL COMPANY INCORPORATED P O BOX 2196 BOSTON MASS 19-418-675 12 8 35,030 13,470 48,500 0 19-418-675 26 255 6,100 6,100 0 54,600 737.10 29.48										
✓ ANTHONY SOUZA AND WF CATHERINE R 16 TUXEDO AVE 19-441-063 33 369 850 5,010 5,860 0 19-441-063 33 370 190 320 510 0 6,370 86.00 3.44										
✓ PASQUALE SQUILLANTE & WF GIUSEPPINA 55 CRARY ST 19-478-600 22 166 1,620 8,900 10,520 1 19-478-600 22 167 1,200 1,200 1 19-478-600 22 175 2,270 3,360 5,630 1 19-478-600 22 176 1,510 3,060 4,570 1 21,920 295.92 11.83										
✓ STANDISH REALTY INCORPORATED 403 SOUTH MAIN ST 19-498-025 16 42 3,430 14,250 17,680 0 19-498-025 16 43 1,890 1,890 1,890 1 19,570 264.20 10.56										
✓ STAR ENAMELING COMPANY INCORPORATED 375 RICHMOND ST 19-504-924 21 296 1,680 3,090 4,770 0 4,770 64.40 2.57										

4/22/66

ACCOUNT NUMBER	PLAT	LOT	LAND VALUATION	BUILDING VALUATION	TOTAL VALUATION	BLDGS. AS P/P	AREA CODE	GRAND TOTAL	SPECIAL TAX	INSTALLMENT PER YR FOR 25YRS
STEHR INCORPORATED 35 RICHMOND ST 19-518-910	24	494	16,890	15,270	32,160		1	32,160	434.16	17.36
EDWARD T STELMASZEK AND WF SOPHIE A C O R I BUS CO 375 PROMENADE ST 19-523-330	67	402	35,770	4,060	39,830		1	39,830	537.71	21.50
MELVIN T STINTON 4 CLAREMONT AVE 19-543-080	26	319					0	17,700	238.95	9.55
ESTHER SPEAR HARVEY M SPEAR LAWRENCE W SPEAR AND GERALD S SPEAR EXRX W/W ALFRED SPEAR P O BOX 1326										
19-453-220	20	32	157,870	54,270	212,140		0	212,140	2,863.89	114.55
MICHELE STORTI ESTATE 74 RILL ST 19-556-200	66	162	80		80		0	80	1.08	.04
SWIFT MCNUITT CO OF R I 75 PARSONAGE ST 19-646-200	21	315					0	400	5.40	.21

ACCOUNT NUMBER	PLAT	LOT	LAND VALUATION	BUILDING VALUATION	TOTAL VALUATION	BLDGS. AS P/P	AREA CODE	GRAND TOTAL	SPECIAL TAX	INSTALLMENT PER YR FOR 25YRS
✓ TAILOR REALTY INC. 630 HOSPITAL TR. BLDG. 20-009-500	20	311	69,860	13,140	83,000		0	83,000	1,120.50	44.82
✓ C MILTON TANNER 111 MASSASOIT AVE CRANSTON R I										
20-021-990	16	217	8,480	36,450	44,930		0			
20-021-990	16	575	3,560	11,480	15,040		0	59,970	809.60	32.38
✓ TAYLOR SYMONDS COMPANY 18 20 PINE ST										
20-049-800	20	96	50,520	40,820	91,340		0	91,340	1,233.09	49.32
✓ TEXTRON INC 10 DORRANCE ST										
20-078-820	21	26	5,770	240	6,010		1			
20-078-820	21	32	17,440	27,510	44,950		1			
20-078-820	21	33	10,580		10,580		1			
20-078-820	21	34	5,380		5,380		1			
20-078-820	21	41	3,250		3,250		1			
20-078-820	21	158	6,500		6,500		1	76,670	1,035.05	41.40
✓ THOMAS REALTY INC. 72 ORANGE ST.										
20-092-810	20	185	19,080	16,470	35,550		0	35,550	479.93	19.19
✓ TITLE GUARANTEE COMPANY OF RHODE ISLAND 66 SOUTH MAIN ST										
20-127-200	12	120	23,510	34,800	58,310		1	58,310	787.19	<i>E.W. Thompson V. Rice - imp. sum 31.48</i>
✓ ANDREA TORROMEO 47 TUXEDO AVE										
20-153-620	33	464	610	5,020	5,630		0	5,630	76.01	3.04

ACCOUNT NUMBER	PLAT	LOT	LAND VALUATION	BUILDING VALUATION	TOTAL VALUATION	BLDGS. AS P/P	AREA CODE	GRAND TOTAL	SPECIAL TAX	INSTALLMENT PER YR FOR 25YRS
✓ GEORGE R TRABUCCO AND WF										
ROSE C										
9 AMHERST ST										
20-165-521	33	284	320		320		0			
20-165-521	33	378	210	3,080	3,290		0	3,610	48.74	1.94
✓ TRINITY BUILDINGS										
CORPORATION OF NEW YORK										
C O GEO CULLEN										
SHERATON BALTIMORE										
DORRANCE ST										
20-188-750	20	42	667,060	1,933,200	2,600,260		0	2,600,260	35,103.51	1,404.14
✓ AMICO TRUPPA AND SALVATORE										
TRUPPA										
676 CRANSTON ST										
20-202-701	10	134	2,420	13,200	15,620		1	15,620	210.87	8.43
✓ TURKS HEAD CORP										
76 WESTMINSTER ST										
20-219-900	20	87	50,280	610	50,890		0			
20-219-900	20	121	320,460	954,640	1,275,100		0	1,325,990	17,900.87	716.03
✓ TWIN REALTY INCORPORATED										
430 KINSLEY AVE										
20-230-810	27	35	17,440	41,930	59,370		0	59,370	801.50	32.06

ACCOUNT NUMBER	PLAT	LOT	LAND VALUATION	BUILDING VALUATION	TOTAL VALUATION	BLDGS. AS P/P	AREA CODE	GRAND TOTAL	SPECIAL TAX	INSTALLMENT PER YR FOR 25YRS
UNCAS MANUFACTURING COMPANY										
625 ATWELLS AVE										
21-003-700	65	707	3,190	960	4,150		0			
21-003-700	65	709	12,950	143,800	156,750		0	160,900	2,172.15	86.88
UNION LAND CORPORATION										
77 WASHINGTON ST										
21-006-000	25	152	59,500		59,500		0			
21-006-000	25	154	9,900		9,900		0			
21-006-000	25	155	48,240		48,240		0			
21-006-000	25	156	70,800		70,800		0	188,440	2,543.94	101.75
UNITED STATES FINANCE CORPORATION										
1010 UNION TR BLDG										
21-014-500	16	136	3,620	3,560	7,180		0			
21-014-500	16	379	820	500	1,320		0	8,500	114.75	4.59
UNITED STATES RUBBER CO										
1230 AVENUE OF THE AMERICAS										
NEW YORK 20 N Y										
21-015-100	27	85	473,170	1,354,320	1,827,490		0			
21-015-100	65	195	39,450	489,750	529,200		0	2,356,690	31,815.32	1,272.61
UNITED TRANSIT COMPANY										
265 MELROSE ST										
21-015-185	19	10				1,000	0			
21-015-185	19	13				2,000	0	3,000	40.50	1.62

ACCOUNT NUMBER	PLAT	LOT	LAND VALUATION	BUILDING VALUATION	TOTAL VALUATION	BLDGS. AS P/P	AREA CODE	GRAND TOTAL	SPECIAL TAX	INSTALLMENT PER YR FOR 25YRS
NICHOLAS VACCARO & WF HELEN M 30 FALLON AVE										
22-001-200	66	165	640	4,360	5,000		1	5,000	67.50	2.70
LOUIS VALENTE AND WF CATHERINE 532 VALLEY ST										
22-006-101	66	216	1,060	5,900	6,960		1	6,960	93.96	3.75
PHILIP VALFREDO 16 RILL ST										
22-008-100	65	906	740	2,880	3,620		1			
22-008-100	65	907	930	650	1,580		1			
22-008-100	66	19	1,220	3,090	4,310		1	9,510	128.39	5.13
VALLEY CEMENT BLOCK COMPANY INC 450 VALLEY ST										
22-012-500	66	415	1,700	5,270	6,970		0			
22-012-500	66	416	880	1,390	2,270		0	9,240	124.74	4.98
VARIETY REALTY CORP 550 PAWTUCKET AVE PAWT R I										
22-024-010	19	42	77,040	2,850	79,890		0	79,890	1,078.52	43.14
NICHOLAS VENDITTI 1840 POLK ST HOLLYWOOD FLA										
22-038-600	22	268	11,060	6,490	17,550		0	17,550	236.93	9.47

ACCOUNT NUMBER	PLAT	LOT	LAND VALUATION	BUILDING VALUATION	TOTAL VALUATION	BLDGS. AS P/P	AREA CODE	GRAND TOTAL	SPECIAL TAX	INSTALLMENT PER YR FOR 25YRS
VICTORY POLISHING AND PLATING CO INC 145 GLOBE ST										
22-066-400	22	146	4,980	15,690	20,670		1	20,670	279.05	11.16
ANGELINA VIGLIOTTI 73 BERLIN ST										
22-069-400	65	689	2,130	30,540	32,670		1			
22-069-400	65	692	770	20,040	20,810		1	53,480	721.98	28.87
ALICE VOTA AND ANNA N SOMERVILLE 43 TUXEDO AVE										
22-098-602	33	467	610	3,410	4,020		1	4,020	54.27	2.17

ACCOUNT NUMBER	PLAT	LOT	LAND VALUATION	BUILDING VALUATION	TOTAL VALUATION	BLDGS. AS P/P	AREA CODE	GRAND TOTAL	SPECIAL TAX	INSTALLMENT PER YR FOR 25YRS
✓ GEORGE H WALKER & WF BEATRICE L 49 BLANCHE AVE EAST PROV R I	33	592	1,170	11,630	12,800		0	12,800	172.80	6.91
✓ WANSKUCK COMPANY 304 PEARL ST										
23-042-800	18	8	42,670	55,540	98,210		0			
23-042-800	18	12	10,400	1,800	12,200		0			
23-042-800	18	13	3,170	1,110	4,280		0			
23-042-800	18	22	13,490	5,910	19,400		0	134,090	1,810.22	72.40
✓ WARD BAKING COMPANY 461 EDDY ST										
23-044-200	21	334	7,780		7,780		0			
23-044-200	22	144	40,370	173,480	213,850		0	221,630	2,992.01	119.68
✓ WARD FOODS INC 475 FIFTH AVE NEW YORK N Y										
23-045-720	21	314	7,340	240	7,580		0			
23-045-720	21	315	4,060		4,060		0			
23-045-720	21	316	2,660	6,670	9,330		0	20,970	283.10	11.32
✓ VICTOR M WEINREICH AND WF HANNA 33 FIFTH ST										
23-097-910	10	514	7,380		7,380		1			
23-097-910	10	640	7,680	30,180	37,860		1	45,240	610.74	24.42
✓ SOLOMON WEINSTEIN AND WF ROSE 275 SOUTH MAIN ST										
23-099-310	16	505	1,940	3,980	5,920		1	5,920	79.92	3.19

ACCOUNT NUMBER	PLAT	LOT	LAND VALUATION	BUILDING VALUATION	TOTAL VALUATION	BLDGS. AS P/P	AREA CODE	GRAND TOTAL	SPECIAL TAX	INSTALLMENT PER YR FOR 25YRS
✓ LENA WEISS										
32 FISK ST										
23-105-500	20	93	54,620	18,000	72,620		0	72,620	980.37	39.21
✓ WESTMINSTER CORPORATION										
32 WESTMINSTER ST										
23-126-005	20	67	40,440	35,980	76,420		0	76,420	1,031.67	41.26
✓ D M WESTON AND COMPANY INC										
228 SO WATER ST										
23-126-700	16	30	3,460	4,780	8,240		0	8,240	111.24	4.44
✓ WEYBOSSET PURE FOOD MARKET										
66 72 WEYBOSSET ST										
23-130-600	20	91	34,260	5,580	39,840		0			
23-130-600	20	118	16,170	23,540	39,710		0			
23-130-600	20	119	10,890	6,740	17,630		0			
23-130-600	20	120	161,140	103,670	264,810		0			
23-130-600	20	122	18,780	400	19,180		0			
23-130-600	20	137	55,660	30,830	86,490		0	467,660	6,313.41	252.53
✓ JOHN A WHITE DANIEL A WHITE										
HENRY W BISHOP & NICHOLAS										
CARMARDO										
70 FOUNTAIN ST										
23-152-100	25	164	14,250	10,700	24,950		0	24,950	336.83	13.47
✓ WHITEHEAD REALTY CORPORATION										
101 TREMONT ST										
BOSTON MASS										
23-160-500	27	88	43,260	85,520	128,780		0	128,780	1,738.53	69.54
✓ AGNES B WHITFIELD										
R F D 1 CHEPACHET R I										
23-161-600	66	20	1,600	16,080	17,680		1	17,680	238.68	9.54

ACCOUNT ✓ NUMBER	PLAT	LOT	LAND VALUATION	BUILDING VALUATION	TOTAL VALUATION	BLDGS. AS P/P	AREA CODE	GRAND TOTAL	SPECIAL TAX	INSTALLMENT PER YR FOR 25YRS
WILSON AND CO INC 276 CANAL ST 23-212-400	19	29		71,660	71,660		0	71,660	967.41	38.69
EDWARD WINSOR TR BANCROFT LITTLEFIELD TR HERBERT R POLLEYS AND WF MARY M R MITCHELL 1109 R I HOSP TR BLDG										
23-227-730	20	60	27,720	11,110	38,830		0			
23-227-730	20	172	12,330	6,820	19,150		0			
23-227-730	20	173	75,370	18,660	94,030		1			
23-227-730	20	174	54,570	17,920	72,490		1	224,500	3,030.75	<i>Edward r Angel 4/21/66</i> 121.23
PETER J WOOLF AND WF ANNA C 9 PAYNE RD BARRINGTON R I										
23-255-900	10	47	8,620	15,190	23,810		0	23,810	321.44	12.85

ACCOUNT NUMBER	PLAT	LOT	LAND VALUATION	BUILDING VALUATION	TOTAL VALUATION	BLDGS. AS P/P	AREA CODE	GRAND TOTAL	SPECIAL TAX	INSTALLMENT PER YR FOR 25YRS
✓ HARRY I ZITSERMAN AND HENRY W MIGLIACCIO D B A H AND H REALTY 59 HARWICH ROAD 26-033-710 20 192			57,660	33,600	91,260		0	91,260	1,232.01	49.28
✓ MORRIS ZUCKERBERG AND WF KAY 135 RESERVOIR AVE 26-042-704 22 192			3,580	4,310	7,890		1	7,890	106.52	4.26

ACCOUNT NUMBER	PLAT	LOT	LAND VALUATION	BUILDING VALUATION	TOTAL VALUATION	BLDGS. AS P/P	AREA CODE	GRAND TOTAL	SPECIAL TAX	INSTALLMENT PER YR FOR 25YRS
CHILDRENS FRIEND AND CHARITABLE FUEL SOCIETY AND R I SOCIETY FOR PREVENTION OF CRUELTY TO ANIMALS 95 FOUNTAIN ST										
29-001-215	25	160	73,830		73,830		2	73,830	996.71	39.86

ACCOUNT NUMBER	PLAT	LOT	LAND VALUATION	BUILDING VALUATION	TOTAL VALUATION	BLDGS. AS P/P	AREA CODE	GRAND TOTAL	SPECIAL TAX	INSTALLMENT PER YR FOR 25YRS
GRACE CHURCH CEMETERY										
1 TRINITY SQ										
33-001-100	24	416	551,510	290,000	841,510		2	841,510	11,360.39	454.41

ACCOUNT NUMBER	PLAT	LOT	LAND VALUATION	BUILDING VALUATION	TOTAL VALUATION	BLDGS. AS P/P	AREA CODE	GRAND TOTAL	SPECIAL TAX	INSTALLMENT PER YR FOR 25YRS
✓ THE ORDER OF FRIARS MINOR OF THE PROVINCE OF THE MOST HOLY NAME										
	20	PAGE ST								
41-000-940	20	300	185,860	300,000	485,860		2	485,860	6,559.11	262.36
✓ THE OUTLET COMPANY 176 WEYBOSSET ST										
41-001-200	20	293		648,860	648,860		2	648,860	8,759.61	350.38

ACCOUNT NUMBER	PLAT	LOT	LAND VALUATION	BUILDING VALUATION	TOTAL VALUATION	BLOGS. AS P/P	AREA CODE	GRAND TOTAL	SPECIAL TAX	INSTALLMENT PER YR FOR 25YRS
✓ THE PROV PUBLIC LIBRARY										
150 EMPIRE ST										
42-003-200	24	495	53,280		53,280		3	53,280	719.28	28.77
✓ PROV REDEVELOPMENT AGENCY										
10 DORRANCE ST										
42-003-410	25	129	110,520	240,000	350,520		3	350,520	4,732.02	189.28

ACCOUNT NUMBER	PLAT	LOT	LAND VALUATION	BUILDING VALUATION	TOTAL VALUATION	BLDGS. AS P/P	AREA CODE	GRAND TOTAL	SPECIAL TAX	INSTALLMENT PER YR FOR 25YRS
THE RHODE ISLAND BIBLE SOC										
75 WEYBOSSET ST	20	361	23,960	10,000	33,960		2	33,960	458.46	18.33
44-000-705										
R I SCHOOL OF DESIGN										
2 COLLEGE ST										
44-002-300	12	17	76,690	240,000	316,690		2			
44-002-300	12	24	46,020	150,000	196,020		2			
44-002-300	12	96	29,770		29,770		3			
44-002-300	12	97	18,970	104,400	123,370		3			
44-002-300	12	98	115,790	480,000	595,790		3	1,261,640	17,032.14	681.28
ROLLMA REALTY CO										
231 WEYBOSSET ST										
44-003-075	24			60,000	60,000		1	60,000	810.00	32.40

ACCOUNT NUMBER	PLAT	LOT	LAND VALUATION	BUILDING VALUATION	TOTAL VALUATION	BLDGS. AS P/P	AREA CODE	GRAND TOTAL	SPECIAL TAX	INSTALLMENT PER YR FOR 25YRS
✓ TR OF MATHEWSON ST M E CHURCH 134 MATHEWSON ST										
46-001-300	25	349	118,260	200,000	318,260		2	318,260	4,296.51	171.86