



366

CITY OF PROVIDENCE • RHODE ISLAND • Walter H. Reynolds • Mayor

TRAFFIC ENGINEERING DEPARTMENT

ROGER T. CHANDLER

Traffic Engineer

EDWIN F. COLBY

Assistant Traffic Engineer

147 Fountain Street

Providence 3, R. I.

May 22, 1959

REF: #3151

The Hon. City Council
City Hall
Providence, Rhode Island


Gentlemen:

The Traffic Engineering Department has investigated the intersection of Annie Street and Sandringham Avenue with the view to placing and establishing Stop Control.

From the accident analysis of this intersection there were reported 2 accidents since 1951. The volume count made at this intersection indicated a very minor flow of traffic along these streets.

Because of the minor volume of traffic and excellent accident history, it is felt that no traffic controls are warranted at this time.

Very truly yours,

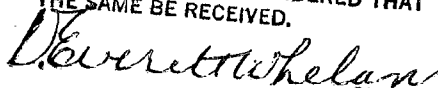

Roger T. Chandler
Traffic Engineer

JIL:lp

IN CITY COUNCIL
JUN 4 - 1959

READ:

WHEREUPON IT IS ORDERED THAT
THE SAME BE RECEIVED.


CLERK

FILED

MAY 25 11 59 AM '59

CITY CLERK'S OFFICE
PROVIDENCE, R.I.



367
CITY OF PROVIDENCE • RHODE ISLAND • Walter H. Reynolds • Mayor

TRAFFIC ENGINEERING DEPARTMENT

ROGER T. CHANDLER

Traffic Engineer

EDWIN F. COLBY

Assistant Traffic Engineer

147 Fountain Street

Providence 3, R. I.

May 22, 1959

REF: #1297


The Hon. City Council
City Hall
Providence, Rhode Island

Gentlemen:

The Traffic Engineering Department has investigated the possibility of installing intersectional control at Gallatin Street and Niagara Street. The investigation disclosed a very minor volume of traffic using Gallatin Street and Niagara Street and a 3 year accident history indicated 4 reported accidents in the past 3 years.

Because of the minor nature of volume and the excellent accident history, it is felt that traffic control is not warranted in this intersection at this time.

Very truly yours,


Roger T. Chandler
Traffic Engineer

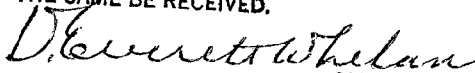
JIL:lp

IN CITY COUNCIL

JUN 4 - 1959

READ:

WHEREUPON IT IS ORDERED THAT
THE SAME BE RECEIVED.


CLERK

FILED

MAY 25 11 59 AM '59

CITY CLERK'S OFFICE
PROVIDENCE, R.I.



368

CITY OF PROVIDENCE • RHODE ISLAND • Walter H. Reynolds • Mayor

TRAFFIC ENGINEERING DEPARTMENT

ROGER T. CHANDLER
Traffic Engineer
EDWIN F. COLBY
Assistant Traffic Engineer

147 Fountain Street
Providence 3, R. I.

May 22, 1959

REF: #863

The Hon. City Council
City Hall
Providence, Rhode Island

Gentlemen:

The intersection of Orms Street and Bath Street has been investigated to consider the advisability of installing traffic signals as requested in the resolution dated May 7, 1959 that was submitted to this office.

An analysis of the traffic volumes and the accident experience over the past several years indicates that the existing stop control is adequately controlling traffic flow at this intersection. Therefore, traffic signal control is not warranted at this time.

Very truly yours,

Roger T. Chandler
Roger T. Chandler
Traffic Engineer

JIL:lp

IN CITY COUNCIL
JUN 4 - 1959

READ:

WHEREUPON IT IS ORDERED THAT
THE SAME BE RECEIVED.

Deverett Whelan
CLERK

FILED

MAY 25 11 59 AM '59

CITY CLERK'S OFFICE
PROVIDENCE, R.I.



369

CITY OF PROVIDENCE • RHODE ISLAND • Walter H. Reynolds • Mayor

TRAFFIC ENGINEERING DEPARTMENT

ROGER T. CHANDLER

Traffic Engineer

EDWIN F. COLBY

Assistant Traffic Engineer

147 Fountain Street

Providence 3, R. I.

May 21, 1959

The Honorable City Council
City Hall
Providence, Rhode Island

Gentlemen:

As requested in Council Resolution No. 61, the Traffic Engineering Department has reviewed the advisability of installing vehicular traffic signal lights at the intersections of Hope and Brook Streets with Wickenden Street.

Review of the present traffic conditions at both of these intersections indicates that the accident record is not serious. The volume of traffic using these intersections is substantial; but during the major portions of the day is distributed sufficiently uniformly so that no appreciable congestion or stagnation develops, with the possible exception of brief periods during the morning and afternoon rush hours.

The volume of traffic is sufficiently heavy that these intersections remain potential locations for signalization; but I do not recommend signalizing them at this time.

Very truly yours,

Roger T. Chandler
Roger T. Chandler
Traffic Engineer

RTC:gd

IN CITY COUNCIL

JUN 4 - 1959

READ:

WHEREUPON IT IS ORDERED THAT
THE SAME BE RECEIVED.

D. Everett Wheeler
CLERK

RECEIVED

MAY 28 3 30 PM '59

CITY CLERK'S OFFICE
PROVIDENCE, R.I.

RECEIVED MAY 28 1959

DO NOT WRITE IN THESE SPACES

RECEIVED MAY 28 1959

RECEIVED MAY 28 1959

370
REPORT OF THE CITY MESSENGER

For the month of A P R I L
1959

To the Honorable the City Council of the City of Providence:

Complying with the provisions of the City Ordinances the undersigned reports to your honorable body the following statement of "the expenditures and liabilities incurred in the care and superintendence of the City Hall and adjacent sidewalks," for the months of

For lighting City Hall,.....	\$ 981.14
" power,.....	229.18
" fuel,.....	1,005.15
" pay-roll of clerks, engineer, fireman, janitors, elevator men, watchman, etc.,.....	9,317.27
" supplies,	311.16
" salary of City Sergeant and Deputy,	1,043.76
" new furniture,.....	
" furnishings and repairs,.....	
" telephone service, excess calls.....	2,194.88
Rental - 112 Union Street	900.00
	<u>\$15,982.54</u>

IN CITY COUNCIL
JUN 4 - 1959

READ:
WHEREUPON IT IS ORDERED THAT
THE SAME BE RECEIVED.

D. Everett Whelan
CLERK

Respectfully submitted,

S. Harry Goodman
Dep City Sergeant
Acting as City Messenger.

FILED

MAY 28 11 43 AM '59

CITY CLERK'S OFFICE
PROVIDENCE, R.I.

1953-3

CITY OF PROVIDENCE MILK DEPARTMENT

JOSEPH SMITH, M. D.
Superintendent of Health
Inspector of Milk, ex-officio
Health Dept., 161 Fountain St.

EDWIN M. KNIGHTS, PH. D.
Deputy Inspector of Milk
Laboratory and Office at
Charles V. Chapin Hospital

QUARTERLY REPORT OF THE QUALITY OF MILK SOLD IN PROVIDENCE BY RETAIL DISTRIBUTORS

The following table gives the results of the average of analyses made by this department during the third quarter of the year 1958.

No distributor's name is listed under a particular grade of milk unless at least four samples of that grade were analyzed during the quarter. The standard plate count of colonies of bacteria is obtained by using the logarithmic average set forth in the United States Public Health Service Milk Code.

CERTIFIED MILK

The legal standards for Certified Milk are those adopted by the American Association of Medical Milk Commissions, Inc. and in effect at the time of production.

Unless otherwise indicated on the label it shall contain an average of 4.0% of butter fat with a minimum of 3.5% for individual samples and a minimum of 12% of total solids.

The average bacterial count of Pasteurized Certified Milk shall not exceed 500 colonies of bacteria per cubic centimeter.

GRADE A MILK—PASTEURIZED

Grade A Pasteurized milk is produced on farms scoring not less than 85% using the dairy score card of the U. S. Department of Agriculture. It shall have been pasteurized within 24 hours of the time of milking and delivered to the consumer within 30 hours after pasteurization. The butter fat shall average not less than 3.50% for any four samples taken in a period of not less than 30 days or more than 90 days. The bacteria count shall have a logarithmic average of not greater than 10,000 for any 4 consecutive samples.

The Total Solids Content shall average 12%.

NAME OF DEALER	BUTTER FAT		TOTAL SOLIDS		Standard Plate Count, Colonies of Bacteria in One Cubic Centimeter
	Per Cent	Per Cent	Per Cent	Per Cent	
Arrow Lakes Dairy, Inc.....	4.07		12.80		40
Barber, E. C.....	4.10		13.01		1,500
Borders, Richard	4.02		12.52		175
Brown, J. O.	3.70		12.23		525
Brown, W. B. & Sons.....	4.03		12.69		125
Christensen's Dairy Co.	4.01		12.63		425
Cornell's Dairy	4.03		12.59		375
Crandall, E. S., Dairy, Inc.....	4.30		13.13		450
Custison Farms, Inc.....	4.18		12.91		175
DeClotte Bros., Dairy, Inc.....	4.15		12.96		175
East Greenwich Dairy Co., Inc.....	4.52		12.92		330
Farmers' Dairy, Inc.....	3.74		12.82		4,670
Federal Dairy Co., Inc.....	4.14		12.83		175
Fiske, E. A., Dairy.....	4.03		12.76		1,275
Haywood Dairy	4.00		12.45		175
Hennessey's Dairy Co.	3.94		13.03		500
Hillside Farms, Inc.....	4.20		12.55		1,230
Hood, H. P. & Sons.....	4.24		13.02		65
Hoogasian's Bonnie Brook Farm.....	3.65		12.94		275
Kent Bros. White Rock Farm.....	3.72		12.28		475
.....			12.19		2,500

GRADE A MILK—PASTEURIZED

NAME OF DEALER	Butter Fat	Total Solids	Standard Plate Count, Colonies of Bacteria in One Cubic Centimeter
	Per Cent	Per Cent	
Lincoln Woods Farm Co.....	4.29	12.89	1,750
Mt. Pleasant, N. Barber Dairy, Inc.	3.98	12.76	2,225
Mt. Pleasant, N. Barber Dairy, Inc.	4.28	13.20	225
Munroe, A. B. Dairy, Inc.	4.16	12.89	400
Nelson's Dairy.....	3.90	12.81	275
Pippin Orchard Dairy.....	4.34	12.82	1,500
Read's Dairy.....	4.26	13.08	426
Riverview Dairy.....	3.78	12.18	15,000
Salos Sanitary Dairy.....	4.18	13.05	820
Turner-Loes Dairy.....	4.48	13.22	1,750
Viall, W. C. Dairy, Inc.	3.93	12.63	1,675
Whiting Milk Co.....	4.14	12.92	125
Wilder, R. Jr.	4.53	13.27	30
Winsor, S. B.	4.31	13.05	500

PASTEURIZED MILK

The average bacteria count of pasteurized milk at the time of delivery to the consumer shall not exceed 25,000 per cubic centimeter and the average per centum of butter fat shall be not less than 3.25 per centum by weight.

The Total Solids content shall average 11.5%.

Almeida's Dairy.....	3.68	12.12	5,500
Arrow Lakes Dairy, Inc.....	3.95	12.63	35
Barber, H. C.	3.63	12.39	975
Borders, Richard	3.98	12.56	425
Brown, J. O.	3.73	12.26	200
Brown, W. B. & Sons	3.79	12.47	200
Burgess, John	3.76	12.84	5,500
Cassidy's Woodlawn Dairy	3.78	12.20	4,500
Christensen's Dairy Co.	3.96	12.63	425
Collins, C. E.	4.41	13.40	55
Colony Dairy	4.23	13.06	350
Cornell's Dairy	3.98	12.55	325
Crandall, E. S. Dairy, Inc.	3.81	12.33	225
Cranston Farms, Inc.	3.90	12.66	125
De Chante Bros. Dairy, Inc.	3.90	12.44	125
East Greenwich Dairy Co., Inc.	3.84	12.45	1,500
Farmers Dairy, Inc.	3.73	12.27	2,225
Federal Dairy Co., Inc.	3.89	12.64	350
Fiske, E. A. Dairy	3.78	12.39	1,250
Harvard Dairy	3.53	12.02	1,725
Harwood Dairy	4.00	12.61	425
Hawthorn Dairy	4.23	13.05	450
Hill Yess Dairy Co.....	3.95	12.58	1,725
Hill Yess Dairy Co.....	4.02	12.74	2,750
Hood, H. P. & Sons.....	3.74	12.46	825
Hoopman's Bonnie Brook Farm.....	3.72	12.30	3,225
Jerry's Dairy	4.10	12.80	3,500
Jordan, K. E.	3.84	12.37	1,250
Lincoln Woods Farm Co.	3.73	12.23	1,250
Lynch, R. F.	3.82	12.39	2,000
Maber, B. C.	3.55	12.09	3,250
Mello, John	3.55	12.09	3,250
Mica, Jos. M., Sunnyview Farm	4.03	12.76	750
Mt. Pleasant & N. Barber Dairy, Inc.	3.86	12.43	200
Munroe, A. B. Dairy, Inc.	3.85	12.48	500
Nedham Dairy	3.80	12.33	6,000
Nelson's Dairy	3.99	12.58	625
Newman Dairy	3.80	12.41	600
Pippin Orchard Dairy	3.91	12.60	775

PASTEURIZED MILK

NAME OF DEALER	Butter Fat	Total Solids	Standard Plate Count, Colonies of Bacteria in One Cubic Centimeter
	Per Cent	Per Cent	
Read's Dairy	3.88	12.57	85
Riverview Dairy	3.56	12.30	1,950
Riverview Dairy	3.88	12.42	1,500
Riverview Farm Dairy	3.92	12.42	9,500
Rose, J. F.	4.00	12.67	2,000
Salos Sanitary Dairy	3.80	12.45	2,500
Sho-Vite Dairy	3.74	12.32	4,500
Sho-Vite Dairy	4.13	12.02	3,500
Sho-Vite Dairy	3.64	12.67	250
Steen, W. H.	3.63	12.11	4,500
Steen, C. E.	3.53	11.95	725
Sullivan, E. H.	4.18	12.90	350
Turner-Loes Dairy	3.81	12.45	3,500
Viall, W. C. Dairy, Inc.	3.74	12.42	625
Vincent, John	3.66	12.18	9,000
Whiting Milk Co.	3.81	12.33	4,000
Winsor, S. B.	4.00	12.63	1,500

PASTEURIZED SELECTED MILK

The legal standards for this milk are the same as for regular Pasteurized Milk.

Brown, W. B. & Sons	4.06	12.51	200
Crandall, E. S. Dairy, Inc.....	3.88	12.43	250
Hillside Farms, Inc.	3.99	12.85	60
Hood, H. P. & Sons	4.15	12.73	1,500
Mt. Pleasant & N. Barber Dairy	4.18	13.02	300
Munroe, A. B. Dairy, Inc.	3.96	12.65	725
Whiting Milk Co.	3.74	12.23	4,500

Respectfully submitted

Joseph Smith, M. D.
Inspector of Milk

IN CITY COUNCIL

JUN 4 - 1959

READ:
WHEREUPON IT IS ORDERED THAT
THE SAME BE RECEIVED.
Robert H. H. Clerk
CLERK