

ANNUAL REPORT

PROVIDENCE POLICE
DEPARTMENT

1953

January 29, 1954

The Honorable John B. Dunn
Commissioner of Public Safety

Dear Sir:

I have the honor to submit herewith the Annual Report of the Police Department for the year ending December 31, 1953.

It will be noted that traffic accidents increased somewhat during the year. During the month of August they had increased to the extent of twenty-two percent. As a result an all out campaign was instituted by the department including more intensive checkups for defective automotive equipment and even sterner enforcement than heretofore, of the motor vehicle and traffic laws, which resulted in an accident drop to nearly the 1952 level and a four-month period without a traffic fatality. The acquisition of additional School Crossing Guards also aided materially in our efforts. During the year, as in recent years, the Mayor's Traffic Safety Committee was the center of the traffic safety movement. The cooperation the Committee and this department received from public spirited civic groups, the local press and radio and thousands of safety-conscious citizens was indeed inspirational and continued cooperation on their part during the coming year will greatly assist the police in their endeavor to eliminate death and destruction from the city's highways.

With the compilation of nationwide crime figures by the F.B.I., for the first six months of 1953, revealing an increase in every recorded category of crime, predictions were made that complete figures for the year would show crime reaching an all time high. However, this nationwide increase has not been reflected here. Our program to combat the increase we experienced during 1952 has been effective to the extent that we have shown a two percent reduction in overall criminal offenses during the calendar year of 1953. This reduction was highlighted by marked decreases in the crimes of auto theft, burglary and robbery.

It is hoped, that with the new organizational setup recently inaugurated, working smoothly during the coming year, the results from our efforts to suppress crime and reduce accidents will transcend even those of former years.

Respectfully submitted,

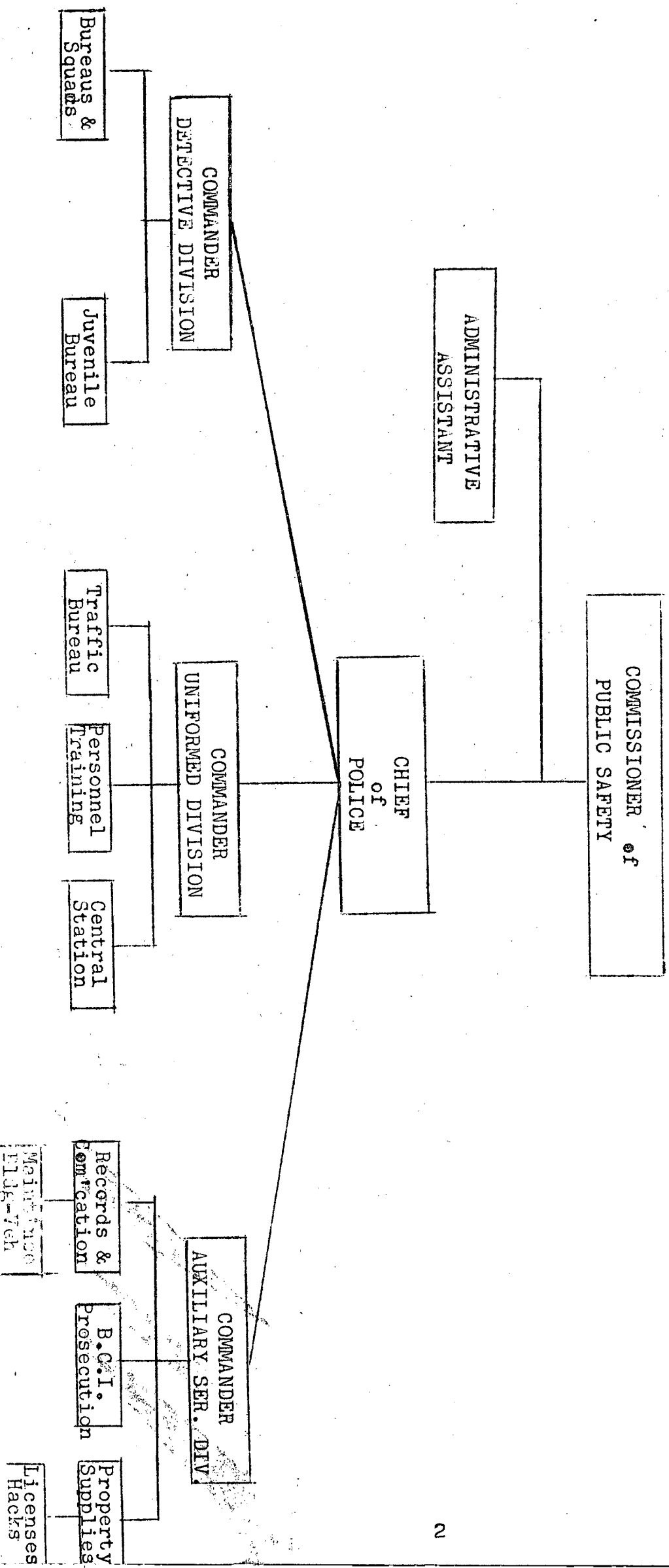
John A. Murphy
JOHN A. MURPHY
Chief of Police

IN CITY COUNCIL
FEB 18 1954

RECORDED
WHEN RECEIVED IT IS UNDERSTOOD THAT
THE SAME BE RECEIVED.

Herbert Whelan
CLERK

ORGANIZATION CHART
PROVIDENCE POLICE DEPARTMENT



COMMANDING OFFICERS
PROVIDENCE POLICE DEPARTMENT

JOHN A. MURPHYCHIEF OF POLICE
WALTER E. STONECOMMANDER OF INVESTIGATIONS
GEORGE E. O'DOWDCOMMANDER OF UNIFORMED DIVISION
ANTHONY A. GENTILE.....COMMANDER, AUXILIARY SERVICES DIVISION

DIVISION SUPERIORS

INVESTIGATIONS

WALTER E STONE

Walter E. Stone, Commander Detective Bureau
Edward H. Kelly, Captain Juvenile Bureau

UNIFORMED DIVISION

GEORGE E. O'DOWD

William R. Bowen, Captain..... Traffic Bureau
James J. Healey, Captain..... Central Precinct
William T. Holt, Captain..... Central Precinct
Alexander St. Pierre, Captain..... Central Precinct
George W. Wilding, Lieutenant..... Personnel and Training

AUXILIARY SERVICES DIVISION

ANTHONY A GENTILE

William E. McCall, Captain Records Bureau
John J. Barry, Captain Prosecution
Paul A. King, Captain..... Communications
William F. McTernan, Lieutenant Amusement Inspector
William A. Leonard, Sergeant..... License Enforcement Bureau
Joseph W. Neil, Sergeant Superintendent of Vehicles
Walter J. Cahill, Patrolman Bureau Criminal Identification
Norman Pegg, Patrolman..... Accident Prevention Bureau
Frank Muldowney, Patrolman..... Maintenance Superintendent

SUPERIOR OFFICERS
PROVIDENCE POLICE DEPARTMENT

JOHN A. MURPHY, Chief of Police

INVESTIGATIONS DIVISION

WALTER E. STONE, Commander

Detective Bureau

Walter E. Stone, Commander
Thomas B. Healey, Lieutenant, Ass't
Charles A. McElroy, Lieutenant
William J. Murray, Lieutenant
Peter H. Osterman, Lieutenant
Clarence L. Nadeau, Lieutenant

Norman F. Cox, Sergeant
John M. Crowley, Sergeant
William Cummings, Sergeant
William Greigo, Sergeant
Francis C. Spicola, Sergeant

Juvenile Bureau

Edward H. Kelly, Captain
William E. May, Sergeant
George A. Lonergan, Sergeant

UNIFORM DIVISION

GEORGE E. O'DOWD, Commander

Captain
James J. Healey

Central Station
Captain
William T. Holt

Captain
Alexander St Pierre

Lieutenants
Thomas J. Gorman
Leo F. Meagher
Walter F. Maginn

Lieutenants
Kevin P. McCarthy
John F. Tiernan
Leo T. Burns

Lieutenants
Thomas P. Dunn
Thomas J. Gilchrist
Ralph E. Lord

Sergeants
Charles A. Lyons
Edward J. Lovett
Leo Thornton
Walter R. McCoy
James J. Sullivan
William J. Hennigan
Robert F. Washburn

Sergeants
Patrick J. Powers
Irving C. Bucklin
Edward J. Connell
Harry A. McLaughlin
George P. Blessing
John J. McKenna
Severino Cipolla

Sergeants
Bertest E. Smith
Howard J. Marland
Thomas W. Kiernan
George M. Shea
John F. Canning
Leo F. Hanley
Vincent Storti

Personnel and Training

Lieutenant George W. Wilding

Sergeant Noel C. Pinney

Traffic Bureau

Captain

William R. Bowen

Lieutenant

Abraham Konopky

Lieutenant

James C. Comer

Lieutenant

Morris Stepak

Sergeants

Alton T. Leonard
James C. O'Neill

Sergeants

Richard G. Graziano
Donald K. Knight
Kenneth J. Durrell

Sergeants

John J. Lucey
Edward A. Flynn

AUXILIARY SERVICES DIVISION

ANTHONY A. GENTILE, Commander

Captain

William E. Mc Call

Captain

John J. Barry

Captain

Paul A. King

Lieutenant

Howard A. Franklin

Lieutenant

William F. McTernan

Sergeants

Joseph Barra
Joseph W. Neil

Sergeants

William A. Leonard
Jeremiah Martin

ACTUAL OFFENSES AND CLEARANCES
January 1st to December 31st 1952 - 1953

1953 OFFENSE	JAN		FEB		MAR		APR		MAY		JUN		JUL		AUG		SEP		OCT		NOV		DEC	
	R	C	R	C	R	C	R	C	R	C	R	C	R	C	R	C	R	C	R	C	R	C	R	C
MURDER	0	0	0	0	0	0	0	0	0	0	2	2	0	0	0	0	0	0	1	1	0	0	0	0
MANSLAUGHTER	2	2	0	0	1	1	1	1	1	1	1	1	0	0	0	0	0	0	0	0	1	0	0	0
RAPE	2	1	5	5	3	3	3	3	2	1	0	1	4	3	1	1	5	5	2	2	2	2	4	3
ROBBERY	8	3	5	2	3	0	4	1	3	2	2	0	4	1	5	0	4	3	6	3	7	4	3	0
A.D.W.	3	4	5	6	7	1	3	1	10	10	7	5	10	7	6	5	12	8	6	3	10	7	9	9
BURGLARY	104	43	102	31	106	17	113	28	123	28	78	24	110	55	121	39	105	31	101	24	96	56	128	18
LARCENY	138	46	134	42	185	42	213	43	214	45	196	27	173	36	185	15	205	42	256	32	223	32	233	20
AUTO THEFT	50	38	61	25	57	20	43	17	50	7	34	6	22	3	44	4	41	5	60	11	49	5	41	10
TOTAL	307	137	312	111	362	84	380	94	403	94	320	66	323	105	362	64	372	94	432	76	388	106	418	60
1952																								
MURDER	0	0	0	0	0	0	1	0	0	0	1	1	0	0	0	0	0	0	0	0	0	0	0	0
MANSLAUGHTER	0	0	0	0	1	1	0	0	0	0	0	0	0	0	0	0	1	1	1	1	0	0	1	1
RAPE	0	0	1	1	2	2	3	3	3	2	4	4	3	3	3	3	0	0	3	3	1	1	4	4
ROBBERY	3	2	4	0	6	1	6	5	2	1	6	1	0	0	6	3	5	3	9	2	2	1	10	5
A.D.W.	7	3	4	3	6	6	5	4	4	4	5	4	4	4	10	4	2	3	4	2	6	3	4	4
BURGLARY	136	47	141	24	146	50	143	25	99	21	103	24	92	22	97	27	94	36	92	25	93	62	75	9
LARCENY	192	40	166	27	264	55	233	52	215	30	163	23	170	155	208	63	175	27	220	46	181	42	145	49
AUTO THEFT	43	15	62	16	76	33	71	31	58	23	33	19	24	9	48	39	39	12	75	7	70	21	79	16
TOTAL	381	107	378	71	501	148	462	120	381	81	315	76	293	193	374	139	316	82	404	80	353	120	318	88

NUMBER AND DISPOSITION OF OFFENSES KNOWN TO THE POLICE

January 1st to December 31st 1953

CLASSIFICATION OF OFFENSES	Number of Actual OFFENSES	Number Cleared by Arrest	Not Cleared by Arrest
MURDER	3	3	0
MANS LAUGHTER	70	6	1
RAPE	33	30	3
ROBBERY.....	54	19	35
AGGRAVATED ASSAULT	88	66	22
BURGLARY	1287	394	893
LARCENY	2355	422	1933
AUTO THEFT	552	151	401
TOTAL	4379	1091	3288

TABLE SHOWING PART I OFFENSES REPORTED TO THE POLICE

BY PRECINCT

January 1st to 31 October 1953

CLASSIFICATION OF OFFENSES	PRECINCT 1		PRECINCT 2		PRECINCT 3	
	DAY	NIGHT	DAY	NIGHT	DAY	NIGHT
MURDER		3				
MANS LAUGHTER	1	3				1
RAPE	5	5	2	1	6	8
ROBBERY	3	28	2	8	3	5
AGGRAVATED ASSAULT	6	17	4	21	6	16
BURGLARY	67	341	60	284	64	294
LARCENY	399	512	186	331	266	330
AUTO THEFT	67	194	20	87	29	98
TOTAL	548	1103	274	732	374	760

COMPARISON OF OFFENSES

January 1st to December 31st 1952-1953

UNIFORM CLASSIFICATION OF OFFENSES	1952	1953
MURDER.....	2	3
MANS LAUGHTER	4	7
*RAPE	27	33
ROBBERY	59	54
AGGRAVATED ASSAULT	61	88
BURGLARY	1313	1287
LARCENY	2332	2355
AUTO THEFT.....	678	552
TOTAL	4476	4379

*Included in this category are Carnal Knowledge Cases

FORCIBLE RAPE 5

CARNAL KNOWLEDGE 28

COMPARISON OF CLEARANCES

January 1st to December 31st 1952-1953

UNIFORM CLASSIFICATION OF OFFENSES	PERCENT CLEARANCE 1 9 5 2	1 9 5 3
MURDER	50.	100.
MANS LAUGHTER	100.	86.
RAPE	96.	91.
ROBBERY.....	40.	35.
AGGRAVATED ASSAULT	72.	75.
BURGLARY.....	28.	31.
LARCENY	26.	17.
AUTO THEFT	35.	27.
TOTAL	29.	25.

TABLE OF OFFENSES KNOWN TO THE POLICE AND VAULE OF PROPERTY

STOLEN

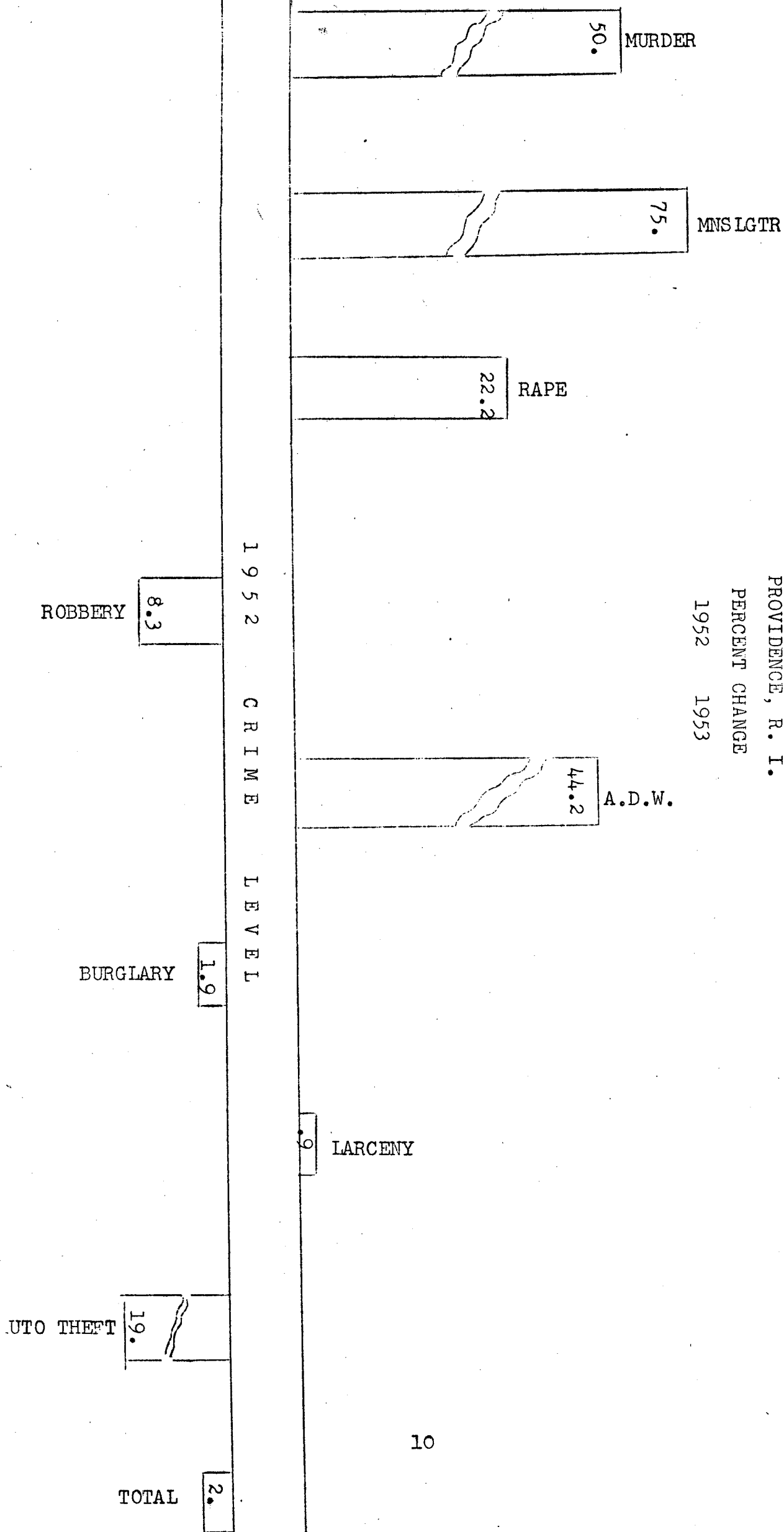
January 1st to December 31st 1953

UNIFORM CLASSIFICATION OF OFFENSES	ACTUAL OFFENSES	VALUE OF PROPERTY STOLEN
1. CRIMINAL HOMICIDE		
a. Murder & Non-Negligent Mnsltr	3	
b. Manslaughter by Negligence	7	
TOTAL	10	
2. RAPE		
a. Forcible	5	
b. Statutory	28	
TOTAL.....	33	
3. ROBBERY		
a. Highway	31	\$ 1,022.
b. Miscellaneous	23	965.
TOTAL	54	\$ 1,988.
4. BURGLARY (Breaking /Entering		
a. Residence	365	\$ 50,056.
b. Non Residence (Store-Office)	922	105,585.
TOTAL	1287	\$ 155,642.
5. LARCENY		
a. \$50. & over in value	621	\$ 115,515.
b. \$5. to \$50. in value	1553	23,865.
c. Under \$5. in value	181	296.
TOTAL	2355	\$ 139,678.
6. AUTO THEFT		
a. Joy Riding	462	\$ 438,748.
b. All Other	90	118,750.
TOTAL	552	\$ 557,499.
5x NATURE OF LARCENIES IN ITEM 5		
a. Purse Snatching	85	\$ 6,147.
b. Pocket-picking	24	345.
c. Shoplifting	59	570.
d. Thefts from Auto	438	58,901.
e. Auto Accessories	638	12,392.
f. Bicycles	399	11,314.
g. All Other	712	50,006.
TOTAL	2355	\$ 139,678.

OFFENSES KNOWN TO THE POLICE
PROVIDENCE, R. I.

PERCENT CHANGE

1952 1953



COMPARISON OF CRIMINAL OFFENSES

Jan-Jun 1953

CITY	POPULATION	MURDER	ROBBERY	A.D.W.	BURGLARY	LARCENY OVER \$50	LARCENY UNDER \$50	AUTO THEFT
AKRON, Ohio	273,139	3	105	140	505	209	1200	398
BIRMINGHAM, Ala	298,720	27	79	231	1440	470	847	467
DAYTON, Ohio	243,108	3	61	128	365	167	879	197
FORT WORTH, Texas	277,047	26	105	61	1050	239	2060	562
LONG BEACH, Calif	244,072	1	147	77	951	---	1717	556
MIAMI, Florida	246,983	11	190	182	1250	592	1077	630
OKLAHOMA CITY, Okl	242,450	7	82	62	911	598	1449	447
OMAHA, Nebraska	247,408	7	40	10	364	103	848	294
RICHMOND, Va.	229,906	16	72	120	573	482	1241	572
PROVIDENCE, R.I.	247,700	2	25	35	626	288	792	295
AVERAGE	255,053	10.3	90.6	104.6	803.5	349.9	1216.3	441.8

TABLE COMPARING THE VALUE OF PROPERTY STOLEN IN PROVIDENCE
WITH THE NATIONAL AVERAGE

CLASSIFICATION	Number of Offenses	Value of property stolen	Average Value per Offense Providence 1 9 5 3	Average Value per Offense National 1 9 5 2
ROBBERY	54	\$ 1,988.	\$ 37.	\$ 235.
BURGLARY	1287	155,642.	121.	180.
LARCENY	2355	139,678.	59.	81.
AUTO THEFT	552	\$ 557,499.	\$ 1009.	\$ 1060.

TYPE OF PROPERTY	Value of Property Stolen	Value of Property Recovered	Percent Recovered Providence	Percent Recovered National
CURRENCY	\$ 67,653.	\$ 6,166.	9.1	10.2
JEWELRY	50,615.	7,884.	15.5	13.5
FURS	10,439.	1,000.	9.5	6.2
CLOTHING	32,898.	3,408.	10.3	19.1
AUTO THEFT	557,499.	532,615.	95.5	92.4
MISCELLANEOUS	\$ 135,702.	\$ 39,360.	29.	28.

TABLE OF ARRESTS

January 1st to December 31st 1953

UNIFORM CLASSIFICATION OF OFFENSES

	Cent	Prec	Juv. Div	Traf Div	Det Div	LED
MURDER	0		0	0	3	0
MANS LAUGHTER	0		0	6	0	0
RAPE	17		7	0	2	1
ROBBERY	3		4	0	14	0
AGGRAVATED ASSAULT	22		4	0	18	0
BURGLARY (B&E)	21		185	0	49	0
LARCENY	30		41	0	74	0
AUTO THEFT	0		87	0	28	0
ASSAULT	82		41	1	5	0
FORGERY	0		0	0	10	0
EMBEZZLEMENT	0		1	0	39	0
ILL.POSS.STOLEN PROPERTY	2		15	0	25	0
ILL.POSS. WEAPONS	16		2	0	11	0
PROSTITUTION & VICE	4		0	0	1	1
SEX OFFENSES	97		37	0	10	5
OFFENSES AGAINST FAMILY	0		27	0	0	0
VIO.NARCOTIC DRUG LAWS	0		0	0	1	0
VIO. LIQUOR LAWS	6		0	0	0	0
DRUNKENNESS	3483		3	45	2	13
DISORDERLY CONDUCT	152		441	6	5	1
VAGRANCY	19		0	0	7	0
GAMBLING	34		0	1	0	23
DRUNKEN DRIVING	10		0	45	0	0
VIO. DRIVING LAWS	1850		209	7188	0	0
PARKING VIOLATIONS	3803		0	4228	0	1
VIO.MOTOR VEHICLE LAWS	202		94	411	0	1
ALL OTHER OFFENSES	110		776	51	101	3
SUSPICION	3		0	0	11	0
TOTAL	9966		2174	11982	416	49

COMPARISON OF ARRESTS

January 1st to December 31st

1952 ---- 1953

UNIFORM CLASSIFICATION OF OFFENSES	1 9 5 2	1 9 5 3
MURDER.....	1	3
MANS LAUGHTER	4	6
RAPE	26	27
ROBBERY	39	21
AGGRAVATED ASSAULT	32	44
BURGLARY (B&E)	308	255
LARCENY	423	345
AUTO THEFT	168	115
ASSAULT	133	129
FORGERY.....	5	10
EMBEZZLEMENT	60	40
ILLEGAL POSS. STOLEN PROPERTY	35	42
ILLEGAL POSSESSION WEAPONS	40	29
PROSTITUTION & VICE	15	6
SEX OFFENSES.....	91	149
OFFENSES AGAINST FAMILY	32	27
VIOLATION NARCOTIC DRUG LAWS	8	1
VIOLATION LIQUOR LAWS	7	6
DRUNKENNESS	3118	3546
DISORDERLY CONDUCT	601	605
VAGRANCY	15	26
GAMBLING.....	50	58
DRUNKEN DRIVING	54	55
VIOLATION DRIVING LAWS	8449	9247
PARKING VIOLATIONS	5775	8032
VIOLATION MOTOR VEHICLE LAWS	596	708
ALL OTHER OFFENSES	1118	1041
SUSPICION	11	14
TOTAL	21214	24587

ARRESTS BY MONTH

	1 9 5 3											
	JAN	FEB	MAR	APR	MAY	JUN	JUL	AUG	SEP	OCT	NOV	DEC
ORDER	0	0	0	0	0	2	0	0	0	1	0	0
ANSLAUGHTER	2	0	1	1	1	1	0	0	0	0	0	0
PE	1	4	3	3	0	1	1	1	5	2	3	3
OBBERY	1	4	2	1	2	0	2	0	2	6	1	0
.D.W.	2	3	0	2	7	4	8	3	5	2	3	5
URGLARY	18	20	12	20	25	22	22	32	25	23	17	19
ARCENY	24	25	26	24	33	25	27	29	28	35	34	35
ITO THEFT	27	9	16	7	14	11	4	1	3	11	7	5
SAULT	6	8	8	9	10	11	10	14	22	13	13	5
URGERY	3	0	1	0	0	1	0	0	1	1	0	3
IBEZZLEMENT & FRAUD	2	1	5	2	3	2	3	3	5	6	5	3
EC. STOLEN PROPERTY	3	3	0	9	3	4	2	7	2	2	3	4
LL. POSS. WEAPONS	2	2	2	4	6	2	5	0	2	0	2	2
ROSTITUTION & VICE	0	3	0	2	0	0	0	0	0	0	1	0
EA OFFENSES	4	10	15	18	9	15	10	11	20	10	16	11
FFENSES AGNST FMLY	0	0	5	3	1	2	3	2	5	0	4	2
IO NARCOTIC DRUG LAW	0	0	0	0	0	0	0	0	1	0	0	0
IO LIQUOR LAWS	1	0	0	1	0	2	2	0	0	0	0	0
RUNKENNESS	209	256	240	224	443	308	341	401	314	319	248	243
ISORDERLY CONDUCT	37	10	47	54	49	80	65	40	71	73	55	24
AGRANCY	0	0	0	0	5	6	5	3	0	5	1	1
AMBLING	9	7	5	5	6	6	3	2	5	4	2	4
RUNKEN DRIVING	4	5	4	4	7	1	4	5	4	3	8	6
IO. DRIVING LAWS	732	806	769	833	890	904	720	757	888	816	742	390
ARKING VIOLATIONS	654	453	548	464	494	508	599	471	957	1015	968	901
IO. M.V. LAWS	39	46	41	57	60	59	63	51	56	81	99	56
LL OTHER OFFENSES	69	89	116	88	124	107	82	71	97	57	75	66
USP. INVESTIGATION	0	0	3	2	2	0	2	0	2	3	0	0
TOTAL	1849	1764	1869	1837	2194	2084	1983	1904	2520	2488	2307	1788

COMPARISON OF JUVENILE ARRESTS
January 1st to December 31st 1952-1953

UNIFORM CLASSIFICATION OF OFFENSES	TOTAL ARRESTS 1952	TOTAL ARRESTS 1953	JUVENILE COURT REFERRALS 1953
MURDER.....	0	0	0
MANS LAUGHTER.....	0	0	0
RAPE.....	6	7	7
ROBBERY	17	4	4
AGGRAVATED ASSAULT	5	4	4
BURGLARY (B&E)	235	185	127
LARCENY	283	241	78
AUTO THEFT	121	87	74
ASSAULT	54	41	22
FORGERY	0	0	0
EMBEZZLEMENT & FRAUD.....	0	1	1
ILLEGAL POSS.STOLEN PROPERTY	12	15	4
ILLEGAL POSSESSION WEAPONS	11	2	2
PROSTITUTION & VICE	0	0	0
SEX OFFENSES.....	33	37	31
OFFENSES AGAINST FAMILY..	29	27	27
VIOL.NARCOTIC DRUG LAWS..	0	0	0
DRUNKENNESS.....	3	3	2
DISORDERLY CONDUCT.....	410	441	30
VAGRANCY.....	0	0	0
GAMBLING.....	0	0	0
DRUNKEN DRIVING.....	1	0	0
VIOL. DRIVING LAWS.....	168	209	204
PARKING VIOLATIONS.....	1	0	0
VIOL.MOTOR VEHICLE LAWS..	88	94	62
ALL OTHER OFFENSES.....	779	776	127
TOTAL.....	2256	2174	812

Included in this category are adults

ACTIVITIES OF THE BUREAU OF CRIMINAL IDENTIFICATION

January 1st, to December 31st, 1953

PERSONS FINGERPRINTED

CRIMINALS2130
Copies to F. B. I.1800
Copies to State BCI.....1000

NON-CRIMINAL

Hackney License Appl. ... 168
Police Constable Appl.... 53
Private Operators..... 32
Pistol Permits..... 17
U.S.Civil Service..... 280
Gov't Loyalty Checks..... 413
Civil Air Patrol 168
Miscellaneous..... 607

PHOTOGRAPHS TAKEN

Criminals Photographed(M) 843
Criminals Photographed(F) 216

All Other:

Accidents (fatal) 68
Accidents (property)..... 154
Autopsy Photos..... 76
Bookie Raids..... 22
Manslaughter Scenes..... 48
Arson..... 7
Hold-up & Assault Scenes 14
Stolen Ppty Recovered.... 58
Public Relations..... 318
Miscellaneous1731

WANTED CIRCULARS ISSUED

(400 Copies)..... 2

PICTURES SUPPLIED TO OTHER

POLICE DEPARTMENTS.....2740

MISCELLANEOUS SERVICES

a. Crime Scenes investigated
for fingerprints..... 330
b. Fingerprints developed
at crime scenes..... 53
c. Cases cleared by latent
fingerprints..... 5
d. Laundry mark identifica-
tions made..... 14
e. Fingerprints disclosing
previous arrests..... 20
f. Unknown dead identified.. 4
g. Files checked for records
for Police Depts., Gov't
Agencies, and Defence
Plants..... 28432
h. Services of BCI personnel
required at night for
Breaks, Accidents, Special
Arraignments, etc..... 147

POLYGRAPH

Subjects examined on
Polygraph 310
Subjects cleared 230
Subjects implicated as
results of tests..... 80
Demonstrations and lect-
ures on Polygraph..... 6
Polygraph examinations
for other Police Depts... 45

PHOTOSTATS

Accident and Offence
reports..... 305
(average 6 sheets each)

BUREAU OF PERSONNEL & TRAINING

Recruit Schools

During the year 1953 two recruit schools were conducted at this division; The Tenth School which started February 23, 1953 with a personnel of 11 trainees who completed their training August 23, the Eleventh School, which started August 10, 1953, with a personnel of 12 Trainees and will complete their course of training February 7, 1954. This makes a total of 23 men recruited during the year 1953 and as of December 31, 1953 there is a total of 9 vacancies in this category which will necessitate a recruit school being conducted during the early part of 1954 to fill these vacancies.

School Crossing Guards

Due to the success of the plan to use crossing guards to guide children crossing the street going to and from school the authorized strength of this unit has been increased from 40 to 60 during the year 1953. This increase was effected by two different authorizations; one increasing the number by 10 during the fiscal year of 1953 and the latest at the beginning of the fiscal year of 1954 increasing the number by 10 more to meet the desired strength of 60. Applications have been received for the latest authorization and at the completion of processing and outfitting them they should be ready to assume their duties sometime during the month of March. This unit continues to received high praise for the efficient and capable manner in which they have performed their duties which is reflected in the confidence the department has in their ability to carry out this important phase of police work by increasing this unit to the strength that it has now reached.

Auxiliary Police and Police Reserves

During the year 1953, The Auxiliary Police and Police Reserves increased their personnel. This was due in a great measure to the activity and interest which prevails in the organization of the Police Reserves. This unit of the Auxiliary Police through its officers and personnel has organized a group of men which have been carefully screened and selected and they have given generously their time and effort to be of service to their country, community and their police department. Starting with a personnel of 20 men in 1952 they have more than doubled their strength during the past year so that they can now provide a well organized and drilled complement of 45 men in case of any emergency. Through personal assessments they have been able to equip 29 of this number with full uniform at a total cost of \$38.11 per man. This achievement of itself speaks of the keen interest and loyalty manifested in these men to be of service to their community. The objective of the Police Reserves is to build the strength up to a company of 144 men, and from the gains made last year it is possible that this could be reached this year.

Firearms Training

A range site has been selected in Scituate on City Property and it is expected that during the year 1954 it will be ready for use, which will enable the members of the department to receive suitable instruction in the use of all types of firearms, which phase of training has been conducted on a limited scale for the past several years.

During the year 1953 members of the department were obliged to go to the State Police Range, at Scituate for qualification, and it was not possible to give them any extra time or instruction, because the use of these facilities was restricted. A total of 32 men reported for qualification and of this number 72.2% qualified which was a slight increase over the year 1952. When the new range is made available it is hoped that individual instruction for men who fail to qualify will be carried on to the point where this percentage can reveal a greater increase over this year. An increase in this phase of training is very important from the standpoint of public protection and police efficiency.

Refresher School

It has been four years since a refresher school was held at this division. In view of the fact that important legislation affecting police procedures has been adopted by the General Assembly during this time, I recommend that such a course be held sometime during the coming year of 1954. This will enable the personnel of this department to be briefed and given a clear explanation of their duties, and any changes in department policy outlined to them. At the same time courtesy and discipline can be stressed so that they will be able to render to the public an intelligent and efficient performance of their duties.

Tenth Recruit School, started February 23, 1953 and their course of training was completed August 23, 1953.

I. <u>Applications accepted</u>	69
II. <u>Rejections</u>	
(a) Failed to pass physical examination	4
(b) Failed to pass qualifying examination	27
(c) Rejected because of police record	<u>1</u>
	32
III. <u>Other Causes for Failure to be Admitted</u>	
(a) Failed to furnish eligibility (30 days)	8
(b) Withdrew before qualifying examination	2
(c) Failed to appear for qualifying examination	13
(d) Withdrew after taking qualifying examination	1
(e) Failed to pass equivalency examination	1
(f) Applicant deceased	<u>1</u>
	26
IV. <u>-Candidates Accepted For Training</u>	<u>11</u>
Total	69
1. Average age	26 Yrs.
2. Average Height	5 ft. 10 $\frac{1}{4}$ in.
3. Average Weight	171 $\frac{1}{2}$ lbs.
4. Scholastic Attainment	2 $\frac{1}{2}$ Yrs. High School

Eleventh Recruit School, started August 10, 1953, and their course of training will be completed February 8, 1954

I. <u>Applications Accepted</u>	43
II. <u>Rejections</u>	
(a) Rejected because of police record	1
(b) Failed to pass qualifying examination	<u>14</u>
	15
III. <u>Other Causes for Failure to be Admitted</u>	
(a) Failed to furnish eligibility (30 days)	9
(b) Failed to appear for qualifying examination	4
(c) Failed to appear for Equivalency Examination	<u>3</u>
	16
IV. <u>Candidates Accepted for Training</u>	<u>12</u>
Total	43
1. Average Age	26 Yrs.
2. Average Height	5 ft. 9 $\frac{1}{2}$ in.
3. Average Weight	164 lbs.
4. Scholastic Attainment	2 Yrs. High School

School Crossing Guards. On June 16, 1953 an examination was held for the position of school crossing guards, and 11 were selected for this position to bring the number of guards up to the authorized strength of 50, and fill vacancies caused by the resignation of 1 guard. The following statistics relate to the applications received for this position:

Applications Received -----		64
1. Rejected overweight	5	
2. Rejected, failed to meet minimum Ht. requirement	9	
3. Rejected, failed to pass eye test	2	
4. Rejected, failed to meet qualifications	2	
	<u>18</u>	18
(a) Failed to process application	5	
(b) Failed to appear for qualifying examination	3	
(c) Failed to pass qualifying examination	27	
	<u>35</u>	35
Accepted for Appointment -----		11
Total--		<u>64</u>

Promotional Schools

There were no promotional schools conducted this year, but plans have been formulated to conduct one for promotion to the rank of Sergeant the early part of 1954, to establish list of patrolmen seeking promotion to rank of Sergeant as this list was exhausted during 1953. The Lieutenant's roster contains a list of 3 Sergeants eligible for promotion to the rank of Lieutenant.

List of Sergeants awaiting promotion to rank of Lieutenant ----- 3

PROMOTIONS

The following promotions were made during the year 1953;

Promoted from Captain to Chief of Police	1
Promoted from Captain to Commander	2
Chief of Detectives redesignated Commander	1
Promoted from Lieutenant to Captain	4
Promoted from Sergeants to Lieutenant	2
Promoted from Patrolman to Sergeant	7
Total ---	<u>17</u>

AUXILIARY POLICE AND POLICE RESERVES

The following are incidents that the police reserves participated in during the year 1953 in which they distinguished themselves creditably by working in close alliance with our police department:

Operation Rhode Island	February 15, 1953
Operation Confidential	October 15, 1953

Breakdown of Strength of Both Organizations:

Auxiliary Police & Police Reserves -----		101
Auxiliary Police	56	
Police Reserves	45	
Police Reserves outfitted in full uniform (29)		

Participation in Patriotic Parades

Providence Police Reserves, in full uniform, participated in the Memorial Day and Armistice Day parades.

The Police Reserves meet once a week and they have lecture periods on the proper method of patrolling a post, courtesy, traffic control, police procedures and the latest techniques of civilian defense.

CHANGES IN NUMERICAL STRENGTH FOR THE PAST TWO YEARS

1952 - 1953

	<u>1952</u>	<u>1953</u>
Numerical Strength, January 1st	455	477
Recruited Policemen	20	23
Recruited Crossing Guards	<u>22</u>	<u>11</u>
	497 497	511 511
<u>Separations From the Service</u>		
(a) Voluntary	10	7
(b) Retired, Accidental Disability	0	0
(c) Retire, On Pension	2	27
(d) Dismissed for Cause	0	0
(e) Deceased	1	5
(f) Crossing Guards Resigned	<u>7</u>	<u>2</u>
Total Separated	<u>20</u>	<u>41</u>
NUMERICAL STRENGTH; December 31st	477	470

SEPARATIONS ACCORDING TO RANK:	<u>Chief</u>	<u>Capt.</u>	<u>Lieut.</u>	<u>Sergt.</u>	<u>Ptln.</u>	<u>Cross Guards</u>
(a) Voluntary -----					7	2
(b) Retired on Pension---	1	5	5	4	12	
(c) Deceased -----			1	1	3	
Total	<u>1</u>	<u>5</u>	<u>6</u>	<u>5</u>	<u>22</u>	<u>2</u>
Grand Total -----	41					

AVERAGE SERVICE AND AGE OF POLICE PERSONNEL

1953

<u>Rank</u>	<u>Number Personnel</u>	<u>Average Length of Service in Years</u>	<u>Average Age in Years</u>
All Rank	470	10.6	38.6
Captains and Above	12	28.9	53.9
Lieutenants	20	26.0	51.8
Sergeants	40	23.6	49.2
Patrolmen	332	8.9	37.0
Policewomen	4	4.7	34.0
Trainees	12	----	26.0
Crossing Guards	50	1.3	34.8

COMMENDATIONS

The following commendations were made during the year 1953:

Lieutenants -----	5
Sergeants -----	3
Patrolmen-----	22
Total	<u>30</u>

DISCIPLINARY ACTION

The following is a report of the disciplinary action taken during the year 1953:

Penalized
According to Rank

Patrolmen - 8	<u>Received a total of 1500 Extra Hours of Duty</u>
	Extra hours of duty ----- 6
	Transferred ----- 0
	Reprimanded ----- <u>2</u>
	Total 8

AUTHORIZED & PRESENT STRENGTH OF DEPARTMENT

	<u>Present</u> <u>Strength</u>	<u>Authorized</u> <u>Strength</u>	<u>EXISTING VACANCIES</u>
Chief of Police	1	1	Captains 5
Commanders	3	3	Lieutenants 8
Captains	8	13	Patrolmen <u>9</u>
Lieutenants	20	28	Total 22
Sergeants	40	40	
Patrolmen	336	353	
Trainees	12	---	<u>PERSONNEL IN ARMED SERVICE</u>
Crossing Guards	50	50	Central Station - 3 Ptlm.
Policewomen	<u>4</u>	<u>4</u>	Traffic Bureau - 1 Ptlm.
	470	492	<u>4</u>

INSPECTION OF UNIFORMS

During th periodical inspection of uniforms during the year 1953, the following uniforms were ordered to be replaced:

	<u>1953</u>	<u>1952</u>
Overcoats -----	10	10
Trousers -----	23	18
Dress blouses----	15	4
Breeches -----	<u>3</u>	<u>2</u>
Total	<u>51</u>	<u>34</u>

LECTURES

During the year 1953 members of this department lectured to civic organizations, fraternal organizations and various police departments of several cities and towns.

Following is a summary of lectures given:

City & Town Police Departments -	3
City & Town Auxiliary Police -	2
Civic & Fraternal Organizations	<u>3</u>
	8

INVESTIGATIONS

The following investigations were conducted by this division for the year 1953:

Failing to detect a break, while on post -----	2
Failed to locate auto abandoned on post, reported stolen ---	1
Investigation: Patrolman Leaving post without authority ----	5
Investigation: Patrolman not properly patrolling post -----	1
Investigation: Complaint of mistreatment by police -----	2
Investigation: Alleged abuse by a police officer off duty ---	1
Investigation: Accidental discharge of pistol by patrolman --	1
Investigation: Dispute involving sergeant and patrolman ----	1
Investigation: Blue tag placed on stolen car removed by Ptlm. <u>1</u>	<u>1</u>
Total -----	15

ACCIDENTS INVESTIGATED INVOLVING CITY-OWNED DEPARTMENT VEHICLES

<u>Accidents Involving :</u>	<u>Number of Accidents Investigated</u>	
	<u>1953</u>	<u>1952</u>
Scout Cars	45	40
Cruisers	17	5
Motorcycles	14	14
Passengers Cars (Private plates)	<u>3</u>	<u>3</u>
Total	79	62

ARMORERS' ACTIVITIES

The following is a report of the attendance and qualification of the department for the year 1953: From May 11, to June 12, 1953 inclusive the qualification of all personnel was held at the State Police Range, Scituate, R.I. With the following results:

Total Attendance ----- 382

QUALIFICATION:	Experts -----	88	
	Sharpshooters ----	74	
	Marksmen -----	<u>114</u>	
	Total	276	- 72.2%
UNQUALIFIED:	-----	106	- 27.8%

REPORT OF QUALIFICATION OF 10th & 11th RECRUIT SCHOOLS:

QUALIFICATION:	Experts -----	17	
	Sharpshooters ----	2	
	Marksmen -----	<u>3</u>	
	Total	22	
UNQUALIFIED:	-----	1	

TESTING APPLICANTS FOR PISTOL PERMITS

During the year 1953 applicants seeking a permit to carry a pistol which was required because of the nature of their occupation were tested by the Armorer and his assistant in order to determine the feasibility of issuing a permit. This practice was inaugurated in order to safeguard the public and not license any applicant who does not meet the requirements or standards relative to safe-handling and use of a pistol.

Applicants Processed -----	176
Recommended for permits -----	84
Applicants not recommended for permits ---	92

Repairs

The following repairs were made by the Armorer during the year 1953:

.38 Cal. Service Revolver Repaired -----	21
.44 Cal. Service Revolvers Repaired -----	9
Riot Guns Repaired -----	<u>12</u>
Total	42

LICENSE INVESTIGATION

Applications investigated.....	17,087
Carnival petitions investigatéd.....	12
Remonstrances investigated.....	13
Licensed premises inspected.....	7,100
Licenseses warned for minor violations.....	107
Hearings before Bureau for license violations.....	52
Hearings by state Liquor Control Administrator	5
Licenses voided after hearing before Bureau.....	1
Licenses suspended after hearing before Bureau.....	39
Licenseses reprimanded after hearing before Bureau....	12

Licenses Suspended:

Class A Retailer's.....	5
Class B Victualer's.....	14
Class C Retailer's.....	9
Class D Club's.....	1
Junk Shop.....	1
Sunday Sales.....	3
SecondHand Automobile lll	1
Pool Table.....	1
Newsboy.....	1
Peddler's.....	1
Third Class Tavern.....	1
Entertainment.....	1

SUPERVISOR OF VEHICLES

Hackney Carriage Driver's Licenses issued.....	564
Hackney Carriage Power Vehicle Licenses issued.....	211
Trucking Licenses issued.....	366
Hearings before Bureau.....	11
Hackney Carriage Driver's Licenses revoked.....	1
Hackney CarriggeDriver's Licenses suspended.....	6
Hackney Carriage Driver Licensees reprimanded.....	4
Hackney Carrágge Driver Licensees warned for minor viol.	624
Truckers warned for minor violations.....	31
Total Violations.....	655

AMUSEMENT INSPECTOR

Theaters in regular operation.....	14
Showing privilege refused for American Made Film.....	1
Foreign film withheld by agreement with theater managers	8
Applications approved for entertainment.....	1000

FATAL ACCIDENTS

NAME	AGE	SEX	PED.	TIME	WEATHER	LOCATION	DATE
1 W.Kerfoot	50	M	X	2.26 A.M.	Clear	On Broad St. (At Empire St.)	1-17-53
2 C.Saran	34	M	X	7.25 P.M.	Rain	On Glenbridge Ave. (Fr.#139)	1-9-53
3 J.Clarke	77	M	X	9.50 P.M.	Clear	On Plain St. (Fr.#111)	3-22-53
4 M.Monahan	56	M	Opp.	2.50 P.M.	Rain	On Bridgham St. (At Cranston St.)	4-7-53
5 M.Della Selva	59	M	Rider	5.30 A.M.	Clear	On Broad St. (At Summer St.)	5-5-53
6 R.Lepre	21	F	Rider	8.40 P.M.	Clear	On Potters Ave. (At Baxter St.)	6-5-53
7 B.Beatini	22	F	Rider	1.13 A.M.	Clear	On Admiral St. (Nr.Fillmore St.)	7-8-53
8 P.Cerrito	34	M	Rider	1.13 A.M.	Clear	On Admiral St. (Nr.Fillmore St.)	7-8-53
9 R.Ricci	63	F	X	5.30 P.M.	Clear	On Mt.Pleasant Ave. (At Cathedral Ave.)	11-13-53
10 W.Daly	17	M	Opp.	2.50 A.M.	Clear	On Smith St. (At Gentian Ave.)	11-16-53
11 G.Gelsomino	60	M	X	6.30 P.M.	Clear	On Dale St. (Opp.#10)	11-30-53

HOURS OF FATAL ACCIDENTS

<u>12-----3:00</u>	<u>3:01----6:00</u>	<u>6:01----12:00</u>	<u>12:01-----6:00</u>	<u>6:01-----12:00</u>
2:26AM*	5:30AM*		2:50PM	5:30PM*
1:13AM*				7:25PM*
2:50AM*				6:30PM*
				8:40PM*
				9:50PM*

* DARK

X PEDESTRIAN

ANALYSIS OF MOTOR VEHICLE COLLISION FATALITIES

Riders Killed----- 6
 Killed after dark----- 5
 Killed at intersections----- 4
 Male Riders Killed----- 4
 Female Riders Killed----- 2
 Oldest Rider Killed----- 59yrs.
 Youngest Rider Killed----- 17yrs.
 Average age of all Riders Killed----- 34.5yrs.
 Operators residing in State----- 5
 Operators residing in City----- 4
 Operators residing out of State----- 0
 Average age of Operators Involved----- 33.3Yrs.
 Youngest Operator Involved----- 17yrs.
 Oldest Operator Involved----- 56yrs.

FOUR OF MOTOR VEHICLE COLLISION FATALITIES

Killed at intersections----- 4
 A-----M
 12--1 1--2 2--3 3--4 4--5 5--6 6--7 7--8 8--9 9--10 10--11 11--12
 1 1 1
 1 Female Rider. Killed----- 2
 P-----M
 12--1 1--2 2--3 3--4 4--5 5--6 6--7 7--8 8--9 9--10 10--11 11--12
 1 1
 1 Oldest Rider Killed----- 59yrs.
 1 Youngest Rider Killed----- 17yrs.
 Average age of all Riders Killed----- 34.5yrs.
 Operators residing in State----- 5
 Operators residing in City----- 4
 Operators residing out of State----- 0
 Average age of Operators Involved----- 33.3yrs.
 Youngest Operator Involved----- 17yrs.
 Oldest Operator Involved----- 56yrs.

FOUR OF MOTOR VEHICLE COLLISION FATALITIES

Killed at intersections----- 4
 A-----M
 12--1 1--2 2--3 3--4 4--5 5--6 6--7 7--8 8--9 9--10 10--11 11--12
 1 1 1
 1 Female Rider. Killed----- 2
 P-----M
 12--1 1--2 2--3 3--4 4--5 5--6 6--7 7--8 8--9 9--10 10--11 11--12
 1 1
 1 Oldest Rider Killed----- 59yrs.
 1 Youngest Rider Killed----- 17yrs.
 Average age of all Riders Killed----- 34.5yrs.
 Operators residing in State----- 5
 Operators residing in City----- 4
 Operators residing out of State----- 0
 Average age of Operators Involved----- 33.3yrs.
 Youngest Operator Involved----- 17yrs.
 Oldest Operator Involved----- 56yrs.

ANALYSIS OF PEDESTRIAN

FATAL ACCIDENTS

Pedestrians Killed -----	5
Killed after dark -----	5
Hit-Run Fatals -----	3
Cleared by arrest -----	2
Killed at Intersections -----	2
Male Pedestrians Killed -----	4
Female Pedestrians Killed -----	1
Youngest Pedestrian Killed -----	34 yrs.
Oldest Pedestrian Killed -----	77 yrs.
Average age of all Killed -----	44.7 yrs.
Average age of Children Killed -----	0
Operators residing in State -----	4
Operators residing out of State -----	0
Operators residing in City -----	3
Average age of Operators Involved ----	35.4 yrs.
Youngest Operator Involved -----	21 yrs.
Oldest Operator Involved -----	57 yrs.

HOURS OF PEDESTRIAN FATAL ACCIDENTS

A-----M												
<u>12--1</u>	<u>1--2</u>	<u>2--3</u>	<u>3--4</u>	<u>4--5</u>	<u>5--6</u>	<u>6--7</u>	<u>7--8</u>	<u>8--9</u>	<u>9--10</u>	<u>10--11</u>	<u>11--12</u>	<u>TOTAL</u>
		1										1

P-----M												
<u>12--1</u>	<u>1--2</u>	<u>2--3</u>	<u>3--4</u>	<u>4--5</u>	<u>5--6</u>	<u>6--7</u>	<u>7--8</u>	<u>8--9</u>	<u>9--10</u>	<u>10--11</u>	<u>11--12</u>	<u>TOTAL</u>
					1	1	1		1			4

Total ----- 5

ACCIDENT ANALYSIS

COMPARISON 1952 and 1953

YEAR	TOTAL ACC.	TOTAL INJ.	PEDESTRIANS		TOTAL PED. INJ.	M.V.C. ACC.	INJ. M.V.C. ACC.	FATALS
			CHILD	ADULT				
1952	713	848	196	162	363	335	485	8
1953	757	911	206	147	362	404	549	11

Average Injury Accident Per Month--1952---- 58.1
Average Injury Accident Per Month--1953---- 63.1

OPERATORS IN INJURY ACCIDENTS

Average Age of Operators in Fatal Accidents--29.6yrs.
Average Age of Operators in Injury Accidents 35.9yrs.

Hit-Run Operators in Fatal Accidents----- 3
Cleared by Arrest----- 2

Accidents occurring after dark(Fatals)----- 9
Accidents occurring after dark(Injury--- 280

MONTHLY ACCIDENTS

TYPES

	TOTAL ACC.	PEDESTRIANS		TOTAL PED. INJ.	MCT. VEH. COLL. ACC.	TOTAL INJ.	TOTAL FATALS
		CHILD	ADULT				
J-	49	7	16	24	26	31	2
F-	50	10	14	25	26	35	0
M-	66	21	19	41	26	32	1
A-	73	23	16	44	34	42	1
M-	72	24	9	33	39	51	1
J-	70	25	8	33	37	51	1
J-	51	15	6	21	30	46	2
A-	66	21	15	36	30	38	0
S-	52	18	8	26	26	42	0
O-	74	20	7	28	47	60	0
N-	62	10	13	23	39	56	3
D-	72	12	16	28	44	65	0
T	575	206	147	362	404	549	11

HOURS OF INJURY ACCIDENTS

MOTOR VEHICLES

	ACC.	INJ.	ACC.	INJ.	ACC.	INJ.	ACC.	INJ.	ACC.	INJ.
	A	M	P	M	P	M	P	M	TOTALS	
	12	6	6	12	6	6	12	6		
J	8	8	5	6	9	12	4	5	26	31
F	1	1	3	4	11	18	11	12	26	35
M	6	6	2	3	12	13	6	10	26	32
A	8	13	5	6	11	13	10	10	34	42
M	4	5	12	16	11	17	12	13	39	51
J	5	6	10	13	11	19	11	13	37	51
J	3	8	7	7	12	18	8	13	30	46
A	5	6	3	3	12	17	10	12	30	38
S	5	6	5	6	8	17	8	13	26	42
O	4	6	11	13	13	18	19	23	47	60
N	5	7	7	8	18	26	9	15	39	56
D	8	10	6	7	13	17	17	31	44	65
T	62	82	76	92	141	205	125	170	404	549

ACCIDENT INFORMATION----- 1953

	ACC. TOTAL	ACC. INJ.	PROP. DAMG.	ACC. FATAL	ENFORCEMENT INDEX
JANUARY	648	49	599	2	15.9
FEBRUARY	596	50	546	0	14.2
MARCH	485	66	419	1	12.4
APRIL	486	73	413	1	11.7
MAY	452	72	380	1	12.1
JUNE	412	70	342	1	13.4
JULY	364	51	313	2	14.4
AUGUST	385	66	319	0	17.1
SEPTEMBER	420	52	368	0	16.1
OCTOBER	467	74	393	0	13.2
NOVEMBER	443	62	381	3	12.3
DECEMBER	599	72	527	0	13.8
	5,757	757	5,000	11	13.8

DAYS OF THE WEEK INJURY ACCIDENTS
OCCURED

Monday-----	97
Tuesday-----	95
Wednesday-----	90
Thursday-----	113
Friday-----	130
Saturday-----	130
Sunday-----	102

TOTAL NUMBER OF ACCIDENTS 713

HOURS OF INJURY ACCIDENTS
PEDESTRIANS

	ACC.	INJ. ACC.		INJ.	ACC.	INJ.	ACC.	INJ.	ACC.	INJ.
	A			M	P			M		
	12	6	6	12	12	6	6	12	TOTALS	
J	1	1	1	1	15	15	6	7	23	24
F	0	0	9	9	11	11	4	5	24	25
M	2	2	7	7	20	20	11	12	40	41
A	0	0	5	7	23	26	11	11	39	44
M	1	1	2	2	18	18	12	12	33	33
J	0	0	7	7	17	17	9	9	33	33
J	0	0	6	6	5	5	10	10	21	21
A	2	2	7	7	17	17	10	10	36	36
S	0	0	3	3	19	19	4	4	26	26
O	0	0	2	3	13	13	12	12	27	28
N	0	0	3	3	13	13	7	7	23	23
D	1	1	6	6	14	14	7	7	28	28
T	7	7	58	61	185	188	103	106	353	362

PERSONAL INJURY ACCIDENTS

757

PEDESTRIAN
ACCIDENTS

353

MOTOR VEHICLE
COLLISIONS

404

CORNER----- 131

BETWEEN----- 222

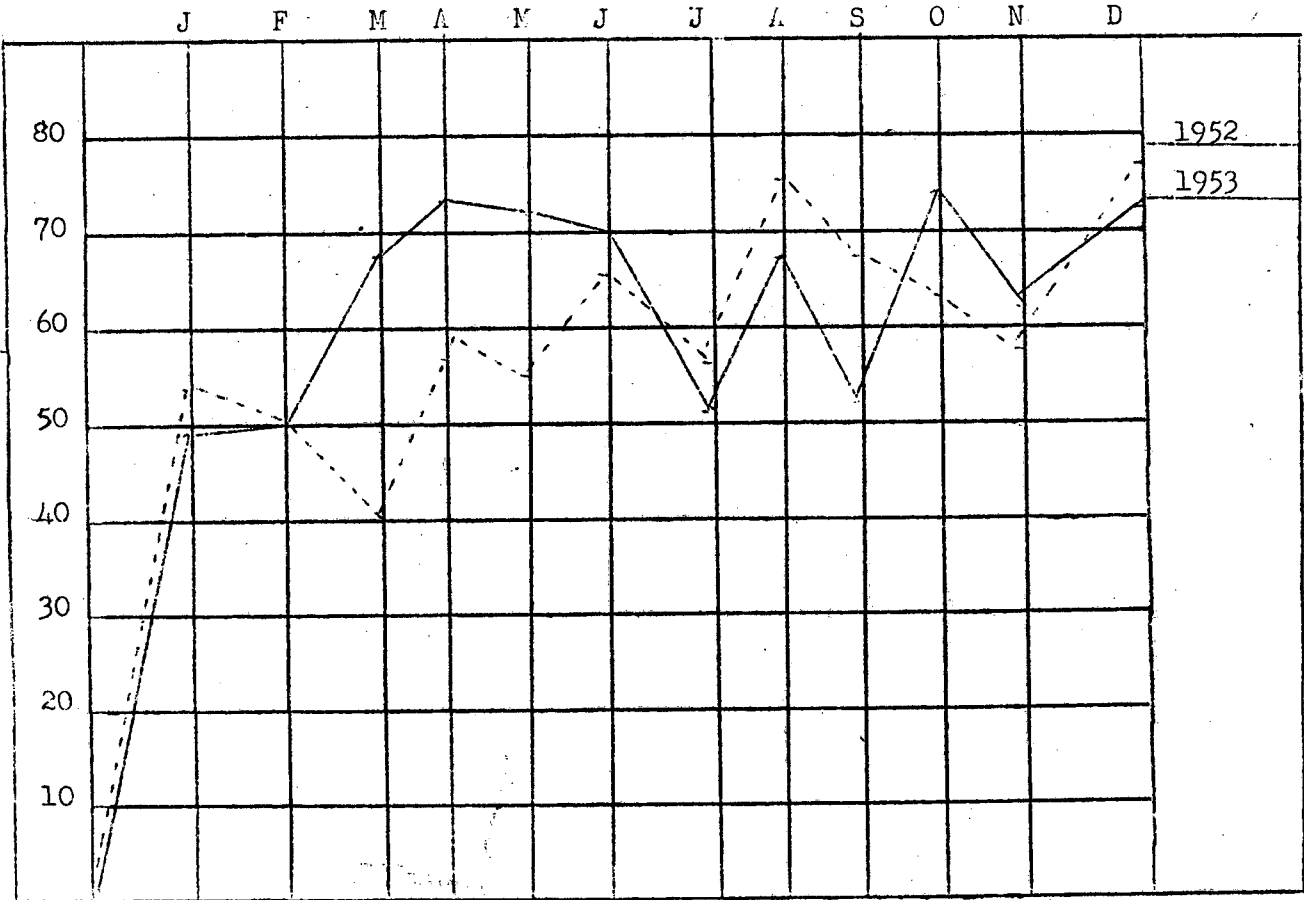
CORNER----- 264

BETWEEN----- 140

CHILD	ADULT
206	147

M.V.C.	POLE	BIKE	PARKED AUTO	MISCL.
260	45	29	40	30

GRAPH OF INJURY ACCIDENTS YEAR--1952 & 1953



POLICE COURT

There were 18,119 persons arraigned in the Police Court in 1953.

3,498 persons were arraigned and convicted for drunkenness.

4,135 persons were arraigned and convicted for violations of the Traffic Regulations.

9,575 persons were arraigned and convicted for violations of the Parking regulations.

134 persons were arraigned and convicted for Disorderly Conduct

777 persons were arraigned and convicted for other violations
18,119 Total

TRIALS

32 persons pleaded not guilty to the following charges and after trial 22 were convicted and 10 were found not guilty.

	GUILTY	NOT GUILTY
Drunkenness	3	3
Violatkon of Parking Regulations	-	3
Violation of Traffic Regulations	4	-
Disorderly Conduct	11	2
Other violations	<u>4</u>	<u>2</u>
	22	10

The following is a list by months of the arraignments in Police Court					
	DRUNKS	TRAFFIC VIO.	PARKING VIO.	DIS.CON.	OTHER VIOL.
January	195	365	815	7	82
February	263	321	479	4	76
March	239	449	746	16	16
April	225	317	587	11	80
May	441	367	611	21	57
June	302	405	602	13	76
July	333	293	716	5	80
August	401	291	529	6	48
September	315	439	1176	13	23
October	300	377	1172	15	50
November	253	357	1138	17	91
December	<u>231</u>	<u>154</u>	<u>1004</u>	<u>6</u>	<u>98</u>
	3498	4135	9575	134	777

During the year 1953, the Bureau of Prosecution issued the following summonses:

Police Court	18,614
District Court	7,766
Served for out-of-town Police	1,656
served for out-of-state Police	158
Served for R.I.U. and sickness	<u>147</u>
	28,314

DISTRICT COURT

There were 6,037 arraignments in the District Court, there were 239 trials, after which there were findings of 196 guilty or probably guilty, and 43 not guilty or probably not guilty:

OFFENSE	GUILTY	NOT GUILTY
Adultery.....	4	1
Aid and Record Bet.....	8	2
Assault	19	5
Assault & Robbery.....	4	0
Assault with Dangerous Weapon.....	13	2
Breaking and Entering Daytime & Larceny	2	0
Breaking and Entering Nighttime & Larceny	9	0
Burglary.....	1	0
Carnal Knowledge.....	1	0
Carnal Knowledge - Attempt	2	0
Carrying Concealed Weapon-Knife.....	0	1
Concealed Weapon.No license.....	4	0
Defacing Property.....	3	0
Disorderly Person.....	1	2
Drive off Auto	1	1
False Pretenses.....	2	0
Forgery.....	4	0
Fornication.....	0	1
Harboring Criminals.....	2	0
Improperly Registered Auto.....	1	0
Indecent Exposure.....	3	0
Keeping House of Ill Fame.....	0	1
Kidnapping	1	2
Larceny.....	12	3
Larceny from Person.....	4	2
Larceny of Auto	1	0
Leaving Scene	10	0
Lewd & Wanton.....	5	2
Murder.....	3	0
Operating with Muffler Cut out.....	1	0
Operating without a License..Susp-Revoked..	2	1
Operating Under the Influence.....	16	0
Passing Boulevard Stop Sign.....	3	2
Passing Flashing Red Light.....	1	0
Passing Signal Light.....	0	1
Peeping Tom.....	0	1
Pistol in Vehicle.....	2	0
Possession of Burglary Tools.....	3	1
Possession of Lottery tickets.....	5	2
Possession of Obscene Pictures.....	0	1
Present Obscene & Indecent Show.....	1	1
Pretending to be Constable.....	1	0
Procuring for Lewdness.....	1	0
Rape.....	3	0
Receiving.....	4	0
Reckless Driving.....	4	2
Reckless Driving-Death.....	3	1
Robbery.....	6	0
Speeders.....	1	0
Statutory Burning.....	2	0
Transporting for Immoral Purposes.....	2	0
Unlawful Carnal Connection	1	0
Vagabond Thief.....	0	1
Vagrancy.....	4	4
Violation of Bank Laws.....	10	0
TOTAL.....	196	43

The following cases were presented before the 6th District Court

Abortion.....	2
Accessory.....	5
Adultery.....	50
Aid and Abet Crime.....	1
Aid and Record Bet.....	27
Assault.....	94
Assault with Dangerous Weapon.....	45
Assault with intent to Murder.....	3
Assault on a Police Officer.....	1
Assault intent to Rape.....	
Assault intent to Rob.....	2
Assault and Robbery.....	2
Bigamy.....	2
Breaking & Entering daytime & Larceny.....	9
Breaking & Entering daytime intent Larceny.....	1
Breaking & Entering night time & Larceny.....	68
Breaking & Entering night time Intent Larceny.....	8
Breaking & Entering night time Dwelling.....	3
Burglary.....	2
Carnal Knowledge.....	11
Carnal Knowledge-Attempt.....	6
Carrying Concealed Weapon-Knife.....	7
Cause to Operate Defective Brakes.....	2
Cause to operate Improperly registered.....	4
Cause to Operate Under 16 years.....	3
Cause to operate without a License.....	19
Common Drunk.....	28
Concealed Weapon-No License.....	15
Conspiracy.....	3
Crime against nature.....	1
Defacing Property.....	24
Defective Brakes.....	40
Discharge Fireworks.....	3
Disorderly Person.....	21
Display unauthorized sign.....	3
Drive off Auto.....	16
Embezzlement.....	6
Entering and Larceny Day time.....	11
Entering and Larceny Night time.....	11
Evading payment of Fare.....	2
Evading payment of Food.....	2
Failed to report accident to police.....	1
False Affidavit.....	1
False Alarm of Fire.....	2
False Pretence.....	14
Forgery.....	12
Fornication.....	29
Fugitive from Justice.....	60
Harboring Criminals.....	2
Illegal Possession of Firearms.....	1
Illegal Voting.....	2
Impersonating State Police Officer.....	1
Improperly Registered.....	126
Incest.....	1
Indecent Exposure.....	8
Keep Intoxicating Beverage for Sale.....	5
Keeping house of Ill Fame.....	1
Kidnapping.....	3
Larceny.....	108
Larceny from Person.....	9
Larceny of Auto.....	10
Leaving auto unattended.....	3

Leaving Scene.....	70
Lewd and Wanton.....	7
Malicious Mischief.....	10
Muffler Cut Out.....	15
Murder.....	3
Operating without a license.....	355
Operating without a license (refused).....	10
Operating without a license (revoked).....	59
Operating without lights.....	1
Operating under the influence.....	55
Passing Boulevard Stop Sign.....	57
Passing Flashing Red Light.....	3
Passing Signal Light.....	21
Peeping Tom.....	5
Pistol in Vehicle.....	6
Playing Cards and Dice on Sunday.....	13
Possession of Burglar Tools.....	8
Possession of Lottery Tickets.....	41
Possession of Lottery 2nd Offense.....	3
Possession of Obscene Pictures.....	2
Possession of Punch Board.....	1
Possession of Weapon-Dangerous.....	3
Present Obscene and Indecent Show.....	2
Pretending to be Constable.....	1
Putting Slugs in Telephone.....	1
Rape.....	1
Receiving.....	29
Reckless Driving.....	102
Reckless Driving (death).....	5
Resisting Arrest.....	2
Robbery.....	18
Selling fireworks without a license.....	7
Selling Liquor with a License.....	1
Setting Bonfire in Highway.....	1
Sodomy-Attempt.....	2
Speeders.....	404
Statutory Burning.....	1
Tampering with auto.....	1
Threat to Kill.....	2
Transporting for Immoral Purposes.....	3
Unlawful Carnal Connection.....	1
False Narcotic Prescription.....	3
Vagrancy.....	28
Violation of Bank Laws.....	83
Violation of Probation.....	3
Violation of Sunday Sale Law.....	1
Wrong name to Pawn Broker.....	7
TOTAL.....	6037