

# City of Providence

STATE OF RHODE ISLAND AND PROVIDENCE PLANTATIONS

## CHAPTER 2011-7

Amending a Compensation Plan for the  
Providence School Department and Repealing Ordinance Chapter  
2009-46, No. 376, Approved August 6, 2009

**No. 111**

**AN ORDINANCE**

*Approved February 10, 2011*

*Be it ordained by the City of Providence:*

### 2010-2011 ANNUAL SALARY RANGE

#### ASSISTANTS<sup>1</sup>

Group I General Assistant 13.66 hr

30 hours per week	\$	17,216
35 hours per week		20,084
40 hours per week		22,955

Group II Teacher, Clerical or Security Assistant

13.66 1st Step	17,215 -	22,955
14.19 2nd Step	17,891 -	23,855
14.45 3rd Step	18,214 -	24,285

Group III Teacher Assistant I, Clerical or Security Assistant

14.73 1st Step	18,552 -	24,735
14.94 2nd Step	18,831 -	25,107
15.23 3rd Step	19,197 -	25,599

Group IV Teacher Assistant II, Clerical or Security Assistant

15.49 1st Step	19,521 -	26,028
15.75 2nd Step	19,858 -	26,479
15.99 3rd Step	20,153 -	26,862

Group V Assistant Liaison

17.60 1st Step	22,181 -	29,574
17.99 2nd Step	22,679 -	30,240
18.40 3rd Step	23,193 -	30,925

#### CLERKS<sup>1</sup>

10 Month Group I	20,193 -	26,026
12 Month Group I	26,325 -	32,157
12 Month Group II	26,743 -	32,462
10 Month Group III	21,332 -	27,054
12 Month Group III	28,113 -	33,836
12 Month Group IV	29,487 -	35,210
12 Month Group V	30,870 -	36,579
12 Month Group VI	39,491 -	46,197

#### TEACHERS<sup>1</sup>

Step 1	36,641
Step 2	39,074
Step 3	41,350
Step 4	45,617
Step 5	48,984
Step 6	52,327
Step 7	55,662
Step 8	59,065
Step 9	62,092
Step 10	69,064

BA + 30	2,455
MA	2,855
MA + 30	3,257
Doctorate	3,657
National Board Certification	5,500

# **PRINCIPALS<sup>1</sup>**

High School	111,952
Middle School	102,214
Elementary	95,998
<b>Turnaround Principals</b>	<b>+ 25 days</b>

# **ASSISTANT PRINCIPALS<sup>1</sup>**

High School	93,098
Middle School	89,437
Elementary	86,744

# **CERTIFIED ADMINISTRATORS<sup>1</sup>**

Superintendent	180,303 -	195,757
Chief Academic Officer	120,235 -	136,631
Assistant Superintendent of Labor Relations	107,118 -	122,421
<b>Executive Director of Curriculum Development &amp; Implementation</b>	<b>107,118 -</b>	<b>122,421</b>
<b>Executive Director of Elementary School Initiatives</b>	<b>106,954 -</b>	<b>120,235</b>
Executive Director of High School Initiatives	106,954 -	120,235
<b>Executive Director of Middle School Initiatives</b>	<b>106,954 -</b>	<b>120,235</b>
<b>Executive Director of School Transformation</b>	<b>106,954 -</b>	<b>120,235</b>
<b>Director of Career Technology</b>		<b>104,631</b>
Director of Drop-Out Prevention and Recovery		104,631
Director of E Cubed Academy		104,631
Director of Elementary Special Education		104,631
<b>Director of ELL</b>		<b>104,631</b>
Director of Health Science & Technology Academy		104,631
Director of Professional Learning		104,631
Director of Providence Academy of International Studies		104,631
Director of Providence Career and Technology Academy		104,631
Director of School Operations and Student Support		104,631
Director of Secondary Special Education		104,631
Director of Student Affairs		104,631
Health Service Administrator		102,629
Birch Vocational School Coordinator		98,001
Supervisor of English Language Arts		98,001
<b>Supervisor for Secondary Reform Initiatives</b>		<b>98,001</b>
<b>Supervisor of Guidance &amp; Counseling</b>		<b>98,001</b>
<b>Supervisor of Math Initiatives</b>		<b>98,001</b>
<b>Supervisor of K-8</b>		<b>98,001</b>
<b>Supervisor of Science Initiatives</b>		<b>98,001</b>
<b>Supervisor of Social Sciences</b>		<b>98,001</b>
Supervisor of Special Education		98,001
10 Month Supervisor		92,545

# **NON-CERTIFIED ADMINISTRATORS<sup>1</sup>**

Chief Financial Officer	120,235 -	136,631
Chief Operating Officer	120,235 -	136,631
Chief Communications Officer	107,118 -	122,421
Deputy CFO / School Controller	102,432 -	109,932
Information Technology Officer	92,727 -	105,091
Administrator of Human Resources	88,080 -	98,891
Director of Facilities	81,650 -	92,991
<b>Director of Family and Community Engagement</b>	<b>81,650 -</b>	<b>92,991</b>
<b>Director of Federal Programs</b>	<b>81,650 -</b>	<b>92,991</b>
<b>Director of Research, Planning and Accountability</b>	<b>81,650 -</b>	<b>92,991</b>
Director of Student Placement	81,650 -	92,991
Employee Relations Administrator		90,723
<b>Senior Supervisor of Food Service &amp; Transportation</b>		<b>84,871</b>
<b>Director of Grant Funding</b>	<b>77,273 -</b>	<b>92,212</b>
<b>Program Manager - Operations</b>		<b>90,000</b>
Senior Budget Officer	75,656 -	88,266
Facilitator of Communications	70,763 -	82,558
<b>Facilitator of Family and Community Engagement</b>	<b>70,763 -</b>	<b>82,558</b>
Facilitator of District Reform	70,763 -	82,558
Employee Service Administrator	61,818 -	72,121
Expediter of Purchasing and Supplies	65,552 -	74,857
Plant Operations Coordinator	62,091 -	71,223
Plant Maintenance Coordinator	62,091 -	71,223
Supervisor of Payroll and Personnel Related Records	55,160 -	68,878
Supervisor of Transportation	55,707 -	67,119
Budget Officer	52,148 -	63,131
<b>Supervisor of Food Services</b>	<b>55,161 -</b>	<b>67,086</b>
Support Services Administrator	41,785 -	52,331
Affirmative Action/EEO Administrator		46,299
<b>School Based Coordinator</b>	<b>40,000 -</b>	<b>45,000</b>

OTHER POSITIONS<sup>1</sup>Page 3

Administrative Assistant	34,033 -	37,750
<b>Assessment Specialist for Adequate Yearly Progress</b>		<b>56,702</b>
Assistant Human Resource Generalist	37,764 -	40,665
Budget Analyst I	40,349 -	46,024
Bus Monitor		19,595
Certified Occupational Therapy Assistant	23,643 -	39,646
Chief of Staff	107,118 -	122,421
Child Care Worker (School Year)	25,433 -	28,984
<b>Communications Specialist</b>	<b>50,280 -</b>	<b>63,673</b>
Community Transition Liaison	35,771 -	41,113
Computer Management Specialist	54,944 -	63,582
Computer Service Specialist	44,948 -	51,483
Confidential Executive Assistant		46,364
<b>Data Analyst / Statistician</b>	<b>61,818 -</b>	<b>72,121</b>
<b>Data Media Specialist</b>		<b>39,691</b>
Deputy Controller	60,000 -	70,000
Director of Partnership & Development		104,631
Educational Technology Specialist	50,000	60,000
Energy Manager		61,818
<b>Executive Assistant for My Learning Plan</b>	<b>39,151 -</b>	<b>49,454</b>
Executive Assistant to the Superintendent	39,151 -	47,629
Financial Assistant	36,061 -	43,273
Fiscal Officer	40,803 -	52,461
Foreman		52,203
Grant Writer	56,701 -	68,043
<b>Grant Assistant / MLP Manager</b>	<b>50,280 -</b>	<b>63,673</b>
Help Desk Analyst	27,878 -	39,029
Human Resource Generalist	46,177 -	52,890
Human Relations Specialist I	20,115 -	26,678
Human Relations Specialist II	21,455 -	29,528
Human Relations Specialist III	23,120 -	32,406
Human Relations Specialist IV	31,757 -	36,080
Human Resource Specialist	53,728 -	62,193
Human Resources Attorney		50,279
Job Coach	21,434 -	26,338
Lab Technician	17,765 -	21,647
Medicaid Specialist	47,285 -	52,959
Network Operations Facilitator	70,763 -	82,558
<b>No Child Left Behind Compliance Officer</b>	<b>69,080 -</b>	<b>79,790</b>
Occupational Therapist	40,981 -	68,720
<b>Parent Engagement Specialist</b>		<b>34,290</b>
Physical Therapist	40,981 -	68,720
Placement Officer	37,807 -	40,665
<b>Plato Support Technician</b>		<b>67,278</b>
<b>Public and Parent Information Specialist</b>	<b>40,534 -</b>	<b>52,182</b>
ROTC Officer	46,784 -	54,420
Route Foreman	33,910 -	41,416
School Board Chairperson		4,500
School Board Member		3,500
School Lunch Aides		7.40/hr
Senior Placement Officer		37,146
Shower Matron	16,560 -	25,034
Social Coach	40,000 -	48,000
Student Registration and Placement Analyst	44,238 -	51,133
Translator	37,500 -	50,946
Technology E-Mail Administrator	63,583 -	72,504
Technology Service Coordinator	49,600 -	58,911
Water Safety Instructor	28,980 -	37,195


<sup>1</sup> Reflects base salary.**Bold italicized print indicates non-local funding.**

## IN CITY COUNCIL

FEB - 3 2011

FIRST READING


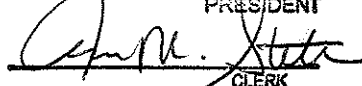
READ AND PASSED


 CLERK
IN CITY  
COUNCIL


FEB - 7 2011

FINAL READING

READ AND PASSED


 PRESIDENT  

 CLERK

APPROVE


 2/10/11

MAYOR