

JAMES P. MURPHY
CHAIRMAN
ARTHUR W. DREW
ALBERT F. DAIGNEAULT



JOHN L. McELROY
SECRETARY

BOARD OF TAX ASSESSMENT REVIEW
CITY HALL, PROVIDENCE 3, RHODE ISLAND

June 16, 1958

To the Honorable City Council of the City of Providence:

The undersigned, the Board of Tax Assessment Review of the City of Providence, respectfully reports to the City Council of the City of Providence that pursuant to the provisions of Section 12 of Chapter 1665 of the Public Laws of 1945, as amended, said Board of Tax Assessment review has reviewed taxes and has made changes authorized by said act, as follows:

Board of Review Meeting of January 16, 1958.

Original

1957, 01-043-360

Anthony Aglione & wf. Emma
69 Mink Rd.

14,390 Real Estate \$510.85 Total Tax

Correction No. 57-1

1957, 01-043-360

Anthony Aglione & wf. Emma
69 Mink Rd.

7,890 Real Estate \$280.10 Total Tax

Original

1957-04-128-135 Vet.

Roland Decesare & wf. Sara
205 Unit St.

13,260 Real Estate \$470.73
29.82 Ex. Cr.
\$440.91 Total Tax

Correction No-2

1957- 04-128-135 Vet

Roland Decesare & wf. Sara
205 Unit St.

9,760 Real Estate \$346.48
29.82 Ex. Cr.
\$316.66 Total Tax

Original

1957- 06-260-835

Costanzo Fraioli & wf Carolina
81 Bradley St.

8,720 Real Estate \$309.56

Correction No.-3

1957- 06-260-835

Costanzo Fraioli & wf Carolina
81 Bradley St

4,720 Real Estate \$167.56 Total Tax

Con't

JAMES P. MURPHY

CHAIRMAN

ARTHUR W. DREW

ALBERT F. DAIGNEAULT



JOHN L. McELROY

SECRETARY

BOARD OF TAX ASSESSMENT REVIEW
CITY HALL, PROVIDENCE 3, RHODE ISLAND

Original

1957, 07-441-530

Edward H. Guncheon & Wf Margaret E.
147 Isabella Avenue.

8,520 Real Estate

\$302.46
Total TaxCorrection No. 57-4

1957, 07-441-530

Edward H. Guncheon & wf. Margaret E.
147 Isabella Avenue

4,520 Real Estate

\$160.46
Total TaxOriginal

1957, 18-323-000

Leopold Rocco & wf Cora
79 Home Ave

30,600 Real Estate \$1,086.30 Total Tax

Correction No. 57-5

1957, 18-323-000

Leopold Rocco & wf. Cora
79 Home Ave.

23,100 Real Estate \$820.05 Total Tax

Board of Review Meeting of May 7, 1958

Original

1957, 01-052-800

Vincenzo Aidala & wf
349 Atwells AvePlat
28
28Lot
473
465Land
7850
10,800Bldg.
9900
9900Total
17,750
20,700Tax
630.13
734.85
1,364.98Correction No. 57-6

1957, 01-052-800

Vincenzo Aidala & wf
349 Atwells Ave.28
28473
4657850
10,8006000
850013,850
19,300491.68
685.15
1,176.83Original

1957- 01-114-541

Peter Alviti & wf
19 Murray St

110

183

450

8200

8650

307.08
30.53 Ex.
276.55Correction No. 57-7

1957- 01-114-541

Peter Alviti & wf
19 Murray St

110

183

450

7700

8150

289.33
30.53 Ex
258.80

con't

JAMES P. MURPHY

CHAIRMAN

ARTHUR W. DREW

ALBERT F. DAIGNEAULT



JOHN L. McELROY

SECRETARY

BOARD OF TAX ASSESSMENT REVIEW
CITY HALL, PROVIDENCE 3, RHODE ISLAND

Original

	Plat	Lot	Land	Bldg.	Total	Tax
1957- 03-037-100 Francesco Caligiuri 42 Albro Street	28	634	820	3520	4340	154.07

Correction No. 57-8

1957-03-037-100 Francesco Caligiuri 42 Albro Street	28	634	820	3000	3820	135.61
---	----	-----	-----	------	------	--------

Original

1957-03-185-165 Aurelia Carrazza wid, Domenico 300 Carpenter St	32	432	1760	5940	7700	273.35
--	----	-----	------	------	------	--------

Correction No. 57-9

1957-03-185-165 Aurelia Carrazza wid. Domenico 300 Carpenter St	32	432	1760	5000	6760	239.98
--	----	-----	------	------	------	--------

Board of Review Meeting of May 8, 1958

Original

1957- 03-277-625 Clarence R. Chace & Mabel E. Chace 31 Westfield St	30	360	1570	5940	7510	266.61
--	----	-----	------	------	------	--------

Correction No. 57-10

1957- 03-277-625 Clarence R. Chace & Mabel E. Chace 31 Westfield St	30	360	1570	5000	6570	233.24
--	----	-----	------	------	------	--------

Original

1957-03-632-700 Lucietta Costello 8 Atlantic Ave.	53	396	2000	9480	11,480	407.54
---	----	-----	------	------	--------	--------

Corredtion No. 57-11

1957- 03-632-700 Lucietta Costello 8 Atlantic Ave.	53	396	2000	9000	11,000	390.50
--	----	-----	------	------	--------	--------

con't

JAMES P. MURPHY

CHAIRMAN

ARTHUR W. DREW

ALBERT F. DAIGNEAULT



JOHN L. MCELROY

SECRETARY

BOARD OF TAX ASSESSMENT REVIEW
CITY HALL, PROVIDENCE 3, RHODE ISLAND

Original	Plat	Lot	Land	Bldg.	Total	Tax
1957 04-196-490						
Nicola DeLuca & wf	129	229	900	12,900	12,900	457.95
10 Standish Ave.		230	1280		1,280	45.44
						<u>503.39</u>

Correction No 57.-12

1957 04-196-490						
Nicola DeLuca & wf	129	229	900	11,000	11,900	422.45
10 Standish Ave.		230	1280		1,280	45.44
						<u>457.89</u>

Board of Review Meeting of May 14, 1958.

Original

1957- 06-045-200						
Jos. Farrell & Wf	117	330	1890	11,040	12,930	459.02
96 Wyndam Ave.	65	799	930	7,000	7,930	281.52
						<u>740.54</u>

Correction No. 57-13

1957 06-045-200						
Jos. Farrell & Wf.	117	330	1890	10,040	11,930	423.52
96 Wyndham Ave	65	799	930	7,000	7,930	281.52
						<u>705.04</u>

Original

1957 10-052-505						
Geo. Jizmagian & wf						
Margaret	125	135	1700	10,870	12,570	446.24
182 Reservoir Ave						

Correction No. 57-14

1957 10-052-505						
Geo. Jizmagian & wf.	125	135	1700	8870	10,570	375.24
Margaret						
182 Reservoir Ave.						

Original

1957 13-682-805						
Anthony Monacchio & wf	114	222	50	8000	8050	285.78
22 Dorr St						

Correction No. 57-15

Anthony Monacchio & Wf	114	222	50	7500	7550	268.03
22 Dorr St.						

con't

JAMES P. MURPHY

CHAIRMAN

ARTHUR W. DREW

ALBERT F. DAIGNEAULT



JOHN L. McELROY

SECRETARY

BOARD OF TAX ASSESSMENT REVIEW
CITY HALL, PROVIDENCE 3, RHODE ISLAND

Original

	Plat	Lot	Land	Bldg.	Total	Tax
1957 16-346-700						
Domenico Porreca & wf						
33 Murray Street	110	219	560	110	670	23.79

Correction No. 57-16

Domenico Porreca & wf						
33 Murray Street	110	219	560	110	560	19.88

Original

1957 18-393-416						
Anthony Rossi et al	28	474	9440	4000	13,440	477.12
73 Marshall St						

Correction No 57-17

1957 18-393-416						
Anthony Rossi et al						
73 Marshall Street	28	474	9440	3000	12,440	441.62

Original

1957 19-418-500	9	371	2500	6700	9200	326.60
Rose Sock						
42 Hidden Street						

Correction No. 57-18

1957 19-418-500						
Rose Sock	9	371	2500	6200	8700	208.85
42 Hidden Street						

Board of Review Meeting May 15, 1958

Original

1957 28-010-098						
Sol Wald	25	392	3770	2860	6630	235.37
27 Sessions St						

Correction No. 57-19

1957 23-010-098						
Sol Wald						
27 Sessions St	25	392	3770	2360	6130	217.62

JAMES P. MURPHY

CHAIRMAN

ARTHUR W. DREW

ALBERT F. DAIGNEAULT



JOHN L. McELROY

SECRETARY

BOARD OF TAX ASSESSMENT REVIEW
CITY HALL, PROVIDENCE 3, RHODE ISLAND

Original

1957 26-042-451

John Zuckerberg et al
16 Riverfarm Road
Cranston, R.I.

16,090 Total Real Estate

571.20 Total Tax

Correction No. 57-20

1957 26-042-451

John Zuckerberg et al
16 Riverfarm Road
Cranston R. I.

15,000 Total Real Estate

535.70 Total Tax

Original

1957 13-542-500

Fidele Meli et ux
148 Penn Street

Plat	Lot	Land	Bldg	Total	Tax
33	209	1060	5000	6060	215.13

Correction No. 57-21

1957 13-542-500

Fidele Meli et ux
148 Penn Street

33	209	1060	4500	6060	197.38
----	-----	------	------	------	--------

Original

1957 12-339-110

Carlo Lucciola et ux
16 Albro St

28	924	880	13,200	14,080	499.84
					35.50 ex
					464.34

Correction No. 57-23

1957 12-339-110

Carlo Lucciola et ux
16 Albro St

28	924	880	12,000	12,880	457.24
					35.50
					421.74

Board of Review Meeting May 16, 1958

Original

1957 15-101-595

John Ornazian et ux
120 Oakland Ave

Total Real Estate
14,150

Total Tax
502.33

Correction No 23

1957 15-101-595

John Ornazian et ux
120 Oakland Ave.

13,650

484.58

JAMES P. MURPHY

CHAIRMAN

ARTHUR W. DREW

ALBERT F. DAIGNEAULT



JOHN L. MCELROY

SECRETARY

BOARD OF TAX ASSESSMENT REVIEW
CITY HALL, PROVIDENCE 3, RHODE ISLAND

Board of Review Meeting May 16, 1958

Original

1957 13-121-301	Total Real Estate	Total Tax
Lillian Mangione		
56 Ferrier Dr.	16,140	572.97
Gaspee Plateau		

Correction No. 57-24

1957 13-121-301	Total Real Estate	Total Tax
Lillian Mangione		
56 Ferrier Dr.	15,340	544.57
Gaspee Plateau		

Board of Review Meeting May 27, 1958.

Original

1957 02-6-5-300	Total Real Estate	Total Tax
Frank Bursie et ux		
145 Oxford Street	17,460	619.83

Correction No. 57-25

1957 02-605-300		
Frank Bursie et ux		
145 Oxford St	15,460	548.83

Original

1957 03-423-245	Total Real Estate	Total Tax
Benjamin E. Coccozza et al		
34 Sherwood Street	3,840	136.33

Correction No. 57-26

1957 03-423-245		
Benjamin E. Coccozza et al		
34 Sherwood Street	2,240	79.53

Original

1957 04-187-300	Total Real Estate	Total Tax
Mario DelPonte et ux		
80 Glenbridge Ave	21,040	746.93

Correction No. 57-27

1957 04-187-300		
Mario Del Ponte et ux		
80 Glenbridge Ave.	20,740	736.28

con't

JAMES P. MURPHY

CHAIRMAN

ARTHUR W. DREW

ALBERT F. DAIGNEAULT



JOHN L. McELROY

SECRETARY

BOARD OF TAX ASSESSMENT REVIEW
CITY HALL, PROVIDENCE 3, RHODE ISLAND

Original

1957 04-384-300	Total Real Estate	Total Tax
Adolfo DiSandro & wf		
60 Silver Spring St	28,540	1,013.17

Corredtion No. 57-28

1957 04-384-300		
Adolfo DiSandro & wf		
60 Silver Spring St	22,380	794.40

Board of Review Meeting of May 28, 1958

Original

1957 11-167-050	Total Real Estate	Total Tax
Morris H. Kirshenbaum & Wf.		
111 Point Street	78,940	2,802.41

Correction No 57-29

1957 11-167-050		
Morris H. Kirshenbaum	71,420	2,535.45
111 Point St		
Assessors Plat 21, Lot 274 Bldg 100, Should be 0		
Lot 279 Bldg 2420 Should be 0		
Assessors Plat 22, Lot 4 Bldg 5,000, Should be 0		

Original

1957 12-376 980	Total Real Estate	Total Tax
Fedele Lolio et al		
226 Federal St	5 760	204.51

Correction No. 57-30

1957 12 276 980		
Fedele Lolio et al		
226 Federal St	5 140	182.50
Assessors Plat 71, Lot 307 Land 720 Should be 520		
Lot 308 Land 720 Should be 520		
Lot 310 Land Bldg. 220 Should be 0		

con't

JAMES P. MURPHY

CHAIRMAN

ARTHUR W. DREW

ALBERT F. DAIGNEAULT



JOHN L. McELROY

SECRETARY

BOARD OF TAX ASSESSMENT REVIEW
CITY HALL, PROVIDENCE 3, RHODE ISLAND

Original

1957 13-697-750	Total Real Estate	Total Tax
Maria Montaquila et al		
22 Spokane Street.	1,400	49.71

Correction No. 57-31

1957 13-697-750		
Maria Montaquila et al		
22 Spokane Street	890	31.60
Assessors Plat 97, Lot 338, Land 1010 , Should be 500.		

Original

1957 18-211-200	Plat	lot	land	Bldg	Total	Tax
R. E. Hosp. Trust Co	25	150	128,700	310,000	438,700	15,573.85
et al Trs. u/w N. LeRoy						
Gardner						
40 Fountain St						
c/o D. Gardner						

Correction No. 57-32

1957 18-211-200	Plat	Lot	Land	Bldg	Total	Tax
	25	150	128,700	235,000	363,700	12,911.35
R. I. Hosp. Trust Co						12,911.35
et al Trs. u/w N. LeRoy						
Gardner						
40 Fountain St						
c/o D. Gardner						

Original

1957 16-106-100	Plat	Lot	Land	Bldg	Total	Tax
Domenic Pastore	80	771	1360	2750	4110	145.91
45 Edendale Ave.	80	773	600			21.30
	80	833	320			11.36
						178.57

Correction No 57- 33

1957 16-106-100	Plat	Lot	Land	Bldg	Total	Tax
Domenic Pastore	80	771	1,000	2750	4110	133.13
45 Edendale Ave	80	773	400			14.20
	80	833	100			3.55
						150.88

con't

JAMES P. MURPHY
CHAIRMAN
ARTHUR W. DREW
ALBERT F. DAIGNEAULT



JOHN L. McELROY
SECRETARY

BOARD OF TAX ASSESSMENT REVIEW
CITY HALL, PROVIDENCE 3, RHODE ISLAND

Original

1957 08-058-900	Total Real Estate	Total Tang.	Total Tax
Golden Gate Corporation formerly James Hanley Co. 35 Jackson St	400,100	176,740	20,477.84

Correction No. 57-34

1957 08-058-900 Golden Gate Corp. formerly James Hanley Co. 35 Jackson St	355,100	176,740	18,880.34
--	---------	---------	-----------

Assessors Plat 25, Lot 370 Bldg. 175,000 Should be 130,000

Respectfully submitted,

James P. Murphy
Arthur W. Drew
Horace A. Cusson

IN CITY COUNCIL
AUG 7 - 1958

READ:
WHEREUPON IT IS ORDERED THAT
THE SAME BE RECEIVED.

Everett Whelan
CLERK

Board of Tax Assessment Review

FILED

JUN 25 11 59 AM '58

**CITY CLERK'S OFFICE
PROVIDENCE, R.I.**

JAMES P. MURPHY
CHAIRMAN
ARTHUR W. DREW
HORACE A. CUSSON



JOHN L. McELROY
SECRETARY

BOARD OF TAX ASSESSMENT REVIEW
CITY HALL, PROVIDENCE 3, RHODE ISLAND

July 3, 1958

To the Honorable City Council of the City of Providence;

The undersigned, the Board of Tax Assessment Review of the City of Providence, respectfully reports to the City Council of the City of Providence that pursuant to the provisions of Section 12 of Chapter 1665 of the Public Laws of 1945, as amended, said Board of Tax Assessment Review has reviewed taxes and has made changes authorized by said act, as follows:

Board of Review Meeting of June 4, 1958.

Original

1957, 20-091-060
Thomas House Investment Corp.
188 Benefit St 20,210 Total Real Estate 717.46 Total Tax

Correction No 57-35

1957 20-091-060
Thomas House Investment Corp
188 Benefit 18,230 Total Real Estate 611.67 Total Tax

Original

1957 19-284-000
Arnold Silva 21,310 Total Real Estate 756.51 Total Tax
74 East George St

Correction No. 57-36

1957 19-284-000
Arnold Silva 13,120 Total Real Estate 465.76 Total Tax
74 East George St

Respectfully Submitted,

James P. Murphy
Arthur W. Drew
Horace A. Cusson

IN CITY COUNCIL
AUG 7 - 1958

READ:

WHEREUPON IT IS ORDERED THAT
THE SAME BE RECEIVED.

N. Everett Whelan
CLERK

Board of Tax Assessment Review

FILED

JUL 25 11 59 AM '58

**CITY CLERK'S OFFICE
PROVIDENCE, R.I.**

1957-1

CITY OF PROVIDENCE MILK DEPARTMENT

JOSEPH SMITH, M. D.
Superintendent of Health
Inspector of Milk, ex-officio
Health Dept., 161 Fountain St.

EDWIN M. KNIGHTS, PH. D.
Deputy Inspector of Milk
Laboratory and Office at
Charles V. Chapin Hospital

QUARTERLY REPORT OF THE QUALITY OF MILK SOLD IN PROVIDENCE BY RETAIL DISTRIBUTORS

The following table gives the results of the average of analyses made by this department during the first quarter of the year 1957:

No distributor's name is listed under a particular grade of milk unless at least four samples of that grade were analyzed during the quarter. The standard plate count of colonies of bacteria is obtained by using the logarithmic average set forth in the United States Public Health Service Milk Code.

CERTIFIED MILK

The legal standards for Certified Milk are those adopted by the American Association of Medical Milk Commissions, Inc. and in effect at the time of production.

Unless otherwise indicated on the label it shall contain an average of 4.0% of butter fat with a minimum of 3.5% for individual samples and a minimum of 12% of total solids.

The average bacterial count of Pasteurized Certified Milk shall not exceed 500 colonies of bacteria per cubic centimeter.

NAME OF DEALER	BUTTER FAT	TOTAL SOLIDS	Standard Plate Count. Colonies of Bacteria in One Cubic Centimeter
	Per Cent	Per Cent	
Whiting Milk Co.....	4.70	13.96	200

GRADE A MILK—PASTEURIZED

Grade A Pasteurized milk is produced on farms scoring not less than 85% using the dairy score card of the U. S. Department of Agriculture. It shall have been pasteurized within 24 hours of the time of milking and delivered to the consumer within 30 hours after pasteurization. The butter fat shall average not less than 3.50% for any four samples taken in a period of not less than 30 days or more than 90 days. The bacteria count shall have a logarithmic average of not greater than 10,000 for any 4 consecutive samples.

The Total Solids Content shall average 12%.

Anderson, F. O.....	3.93	12.77	125
Arrow Lakes Dairy, Inc.....	3.98	13.00	65
Barber, H. C.....	4.55	13.73	1,000
Borders, Richard	3.94	12.64	85
Brown, J. O.....	3.80	12.54	50
Brown, W. B. & Sons.....	4.24	13.13	700
Christiansen's Dairy Co.....	4.17	12.89	325
Cloverly Farm Dairy.....	4.17	13.07	300
Cornell's Dairy	3.84	12.48	550
Crandall, E. S., Dairy, Inc.....	4.33	13.39	30
Cranston Farms, Inc.....	4.11	12.89	175
Day's Wayside Dairy, Inc.....	3.96	12.79	925
De Cantis Bros. Dairy.....	4.23	13.24	50
East Greenwich Dairy Co., Inc.....	4.22	13.04	350
Farmers' Dairy, Inc.....	3.80	12.48	500
Federal Dairy Co., Inc.....	4.10	12.94	70
Fiske, E. A., Dairy.....	4.30	13.35	125
Harwood Dairy	3.94	12.67	150
Haywood Dairy	4.39	13.34	90
Hennessey's Dairy Co.....	4.01	12.83	400

GRADE A MILK—PASTEURIZED

NAME OF DEALER	BUTTER FAT	TOTAL SOLIDS	Standard Plate Count. Colonies of Bacteria in One Cubic Centimeter
	Per Cent	Per Cent	
Hillside Farms, Inc.....	4.13	13.12	45
Hill View Dairy.....	4.98	14.23	45
Hood, H. P. & Sons.....	4.21	13.11	125
Hoogasian's Bonnie Brook Farm.....	3.98	12.89	1,500
Horton Bros. Dairy	3.93	12.96	125
Joy Brook Farm	4.22	13.33	650
Kent Bros. White Rock Farm.....	3.83	12.66	1,250
Lincoln Woods Farm Co.....	4.31	12.99	850
Miga, Jos. M., Sunnyview Farm.....	4.33	13.39	55
Mt. Pleasant-Barber Dairy.....	4.26	13.11	750
Munroe, A. B., Dairy, Inc.....	4.05	12.86	375
Nelson's Dairy	3.99	12.73	100
Pippin Orchard Dairy.....	4.29	13.32	275
Read's Dairy	4.51	13.63	150
Remington's Dairy	4.43	13.41	90
Roger Williams Dairy.....	4.05	13.01	350
Salois Sanitary Dairy.....	4.34	13.36	1,500
Turner-Lees Dairy	4.52	13.67	575
Viall, W. C., Dairy, Inc.....	4.02	12.80	700
Whiting Milk Co.	4.19	13.01	150
Wilder, R., Jr.....	4.36	13.52	1,500
Winsor, S. B.	4.40	13.46	100

PASTEURIZED MILK

The average bacteria count of pasteurized milk at the time of delivery to the consumer shall not exceed 25,000 per cubic centimeter and the average per centum of butter fat shall be not less than 3.25 per centum by weight.

The Total Solids content shall average 11.5%.

Almeida's Dairy	3.70	12.37	2,225
Anderson, F. O.	3.85	12.69	175
Arrow Lakes Dairy, Inc.....	3.68	12.47	40
Barber, H. C.	3.87	12.72	900
Borders, Richard	3.85	12.57	100
Brown, J. O.	3.80	12.56	150
Brown, W. B. & Sons.....	3.96	12.69	875
Burgess Dairy	3.70	12.36	1,500
Cassidy's Woodlawn Dairy.....	3.57	12.11	1,250
Cherry Valley Dairy	3.70	12.27	300
Child's Dairy	3.68	12.34	300
Christiansen's Dairy Co.....	4.02	12.83	300
Cloverly Farm Dairy.....	3.87	12.59	1,500
Cornell's Dairy	3.95	12.69	425
Crandall, E. S., Dairy, Inc.....	3.74	12.33	325
Cranston Farms, Inc.	4.03	12.82	150
Day's Wayside Dairy, Inc.....	4.05	12.91	2,750
De Cantis Bros. Dairy.....	4.08	13.00	65
East Greenwich Dairy Co., Inc.....	3.98	12.66	525
Farmers' Dairy, Inc.....	3.81	12.45	525
Federal Dairy Co., Inc.....	3.82	12.44	1,725
Fiske, E. A., Dairy.....	3.86	12.64	275
Harvard Dairy	3.78	12.44	1,000
Harwood Dairy	4.04	12.78	300
Haywood Dairy	4.38	13.38	100
Hennessey's Dairy Co.	3.95	12.72	450
Hill View Dairy	4.42	13.48	50
Hood, H. P. & Sons.....	3.91	12.59	375
Hoogasian's Bonnie Brook Farm.....	3.73	12.50	5,000
Jordan, K. E.	4.08	12.92	2,500
Joy Brook Farm	4.18	13.30	600
Kelley, George	3.93	12.68	675
Lincoln Woods Farm Co.....	3.82	12.45	1,000
Lynch, R. F.	3.95	12.68	275

CITY OF PROVIDENCE MILK DEPARTMENT

JOSEPH SMITH, M. D.
Superintendent of Health
Inspector of Milk, ex-officio
Health Dept., 161 Fountain St.

EDWIN M. KNIGHTS, PH. D.
Deputy Inspector of Milk
Laboratory and Office at
Charles V. Chapin Hospital

QUARTERLY REPORT OF THE QUALITY OF MILK SOLD IN PROVIDENCE BY RETAIL DISTRIBUTORS

The following table gives the results of the average of analyses made by this department during the third quarter of the year 1957:

No distributor's name is listed under a particular grade of milk unless at least four samples of that grade were analyzed during the quarter. The standard plate count of colonies of bacteria is obtained by using the logarithmic average set forth in the United States Public Health Service Milk Code.

CERTIFIED MILK

The legal standards for Certified Milk are those adopted by the American Association of Medical Milk Commissions, Inc. and in effect at the time of production.

Unless otherwise indicated on the label it shall contain an average of 4.0% of butter fat with a minimum of 3.5% for individual samples and a minimum of 12% of total solids.

The average bacterial count of Pasteurized Certified Milk shall not exceed 500 colonies of bacteria per cubic centimeter.

GRADE A MILK—PASTEURIZED

Grade A Pasteurized milk is produced on farms scoring not less than 85% using the dairy score card of the U. S. Department of Agriculture. It shall have been pasteurized within 24 hours of the time of milking and delivered to the consumer within 30 hours after pasteurization. The butter fat shall average not less than 3.50% for any four samples taken in a period of not less than 30 days or more than 90 days. The bacteria count shall have a logarithmic average of not greater than 10,000 for any 4 consecutive samples.

The Total Solids Content shall average 12%.

NAME OF DEALER	BUTTER FAT	TOTAL SOLIDS	Standard Plate Count. Colonies of Bacteria in One Cubic Centimeter
	Per Cent	Per Cent	
Arrow Lakes Dairy, Inc.....	3.99	12.58	150
Barber, H. C.....	4.06	13.06	875
Borders, Richard.....	3.92	12.29	150
Brown, J. O.....	3.79	12.33	500
Brown, W. B. & Sons.....	4.06	12.75	325
Christiansen's Dairy Co.....	4.07	12.55	1,000
Cloverly Farm Dairy.....	3.90	12.59	6,000
Cornell's Dairy.....	3.84	12.27	1,500
Crandall, E. S., Dairy, Inc.....	4.31	13.07	125
Cranston Farms, Inc.....	4.18	12.73	275
De Ciantis Bros. Dairy, Inc.....	4.27	13.05	225
East Greenwich Dairy Co., Inc.....	4.20	12.82	825
Farmers' Dairy, Inc.....	3.76	12.21	2,000
Federal Dairy Co., Inc.....	4.09	12.87	425
Fiske, E. A., Dairy.....	4.06	12.80	2,225
Harwood Dairy.....	3.91	12.26	525
Haywood Dairy.....	4.24	12.91	1,500
Hennessey's Dairy Co.....	3.96	12.51	1,500
Hillside Farms, Inc.....	4.09	12.75	40
Hood, H. P. & Sons.....	4.32	12.92	300
Hoogasian's Bonnie Brook Farm.....	4.07	12.43	6,000
Horton Bros. Dairy.....	3.69	12.34	9,500
Joy Brook Farm.....	4.08	12.77	175
Kent Bros. White Rock Farm.....	3.68	12.25	3,250

GRADE A MILK—PASTEURIZED

NAME OF DEALER	BUTTER FAT	TOTAL SOLIDS	Standard Plate Count. Colonies of Bacteria in One Cubic Centimeter
	Per Cent	Per Cent	
Lincoln Woods Farm Co.....	4.25	12.78	1,250
Miga, Jos. M., Sunnyview Dairy.....	4.16	12.75	725
Mt. Pleasant-Barber Dairy.....	4.31	12.99	400
Munroe, A. B., Dairy, Inc.....	4.04	12.62	800
Nelson's Dairy.....	3.92	12.41	275
Pippin Orchard Dairy.....	4.04	12.70	325
Read's Dairy.....	4.28	13.15	675
Remington's Dairy.....	4.25	12.96	200
Riverview Dairy.....	3.65	12.08	3,000
Salois Sanitary Dairy.....	4.41	13.24	1,725
Turner-Lees Dairy.....	4.70	13.72	500
Viall, W. C., Dairy, Inc.....	3.94	12.40	3,750
Vincent, John.....	3.83	12.27	5,000
Whiting Milk Co.....	4.13	12.69	1,250
Wilder, R., Jr.....	4.45	13.23	1,500
Winsor, S. B.....	4.12	12.69	325

PASTEURIZED MILK

The average bacteria count of pasteurized milk at the time of delivery to the consumer shall not exceed 25,000 per cubic centimeter and the average per centum of butter fat shall be not less than 3.25 per centum by weight.

The Total Solids content shall average 11.5%.

NAME OF DEALER	BUTTER FAT	TOTAL SOLIDS	Standard Plate Count. Colonies of Bacteria in One Cubic Centimeter
	Per Cent	Per Cent	
Arrow Lakes Dairy, Inc.....	3.75	12.33	65
Barber, H. C.....	3.79	12.45	975
Borders, Richard.....	3.96	12.33	550
Brown, J. O.....	3.64	12.07	325
Brown, W. B. & Sons.....	3.77	12.28	1,000
Burgess, John.....	3.77	12.15	3,750
Cassidy's Dairy.....	3.70	12.04	2,225
Cherry Valley Dairy.....	3.78	12.09	2,750
Christiansen's Dairy Co.....	4.03	12.51	550
Cloverly Farm Dairy.....	3.85	12.50	4,250
Colony Dairy.....	3.93	12.50	13,000
Cornell's Dairy.....	3.96	12.37	3,250
Crandall, E. S., Dairy, Inc.....	3.67	12.10	775
Cranston Farms, Inc.....	4.05	12.67	175
De Ciantis Bros. Dairy, Inc.....	3.99	12.51	125
East Greenwich Dairy Co., Inc.....	4.04	12.58	1,725
Farmers' Dairy, Inc.....	3.81	12.19	1,725
Federal Dairy Co., Inc.....	3.84	12.39	875
Fiske, E. A., Dairy.....	3.67	12.12	1,500
Harvard Dairy.....	3.75	12.16	9,000
Harwood Dairy.....	4.00	12.36	1,250
Haywood Dairy.....	4.19	12.83	925
Hennessey's Dairy Co.....	3.91	12.36	1,250
Hill View Dairy.....	4.15	12.92	500
Hood, H. P. & Sons.....	3.85	12.27	900
Hoogasian's Bonnie Brook Farm.....	3.72	12.09	1,750
Jordon, K. E.....	4.13	12.77	3,500
Lincoln Woods Farm Co.....	3.84	12.42	1,500
Mello's Dairy.....	3.98	12.57	5,500
Miga, Jos. M., Sunnyview Farm.....	3.99	12.50	625
Mt. Pleasant-Barber Dairy.....	3.98	12.53	700

CITY OF PROVIDENCE MILK DEPARTMENT

JOSEPH SMITH, M. D.
Superintendent of Health
Inspector of Milk, ex-officio
Health Dept., 161 Fountain St.

EDWIN M. KNIGHTS, PH. D.
Deputy Inspector of Milk
Laboratory and Office at
Charles V. Chapin Hospital

QUARTERLY REPORT OF THE QUALITY OF MILK SOLD IN PROVIDENCE BY RETAIL DISTRIBUTORS

The following table gives the results of the average of analyses made by this department during the fourth quarter of the year 1937:

No distributor's name is listed under a particular grade of milk unless at least four samples of that grade were analyzed during the quarter. The standard plate count of colonies of bacteria is obtained by using the logarithmic average set forth in the United States Public Health Service Milk Code.

CERTIFIED MILK

The legal standards for Certified Milk are those adopted by the American Association of Medical Milk Commissions, Inc. and in effect at the time of production.

Unless otherwise indicated on the label it shall contain an average of 4.0% of butter fat with a minimum of 3.5% for individual samples and a minimum of 12% of total solids.

The average bacterial count of Pasteurized Certified Milk shall not exceed 500 colonies of bacteria per cubic centimeter.

NAME OF DEALER	BUTTER FAT	TOTAL SOLIDS	Standard Plate Count, Colonies of Bacteria in One Cubic Centimeter
	Per Cent	Per Cent	
Hood, H. P. & Sons.....	4.33	13.03	5
Whiting Milk Co.	4.31	13.32	50

GRADE A MILK—PASTEURIZED

Grade A Pasteurized milk is produced on farms scoring not less than 85% using the dairy score card of the U. S. Department of Agriculture. It shall have been pasteurized within 24 hours of the time of milking and delivered to the consumer within 30 hours after pasteurization. The butter fat shall average not less than 3.50% for any four samples taken in a period of not less than 30 days or more than 90 days. The bacteria count shall have a logarithmic average of not greater than 10,000 for any 4 consecutive samples.

The Total Solids Content shall average 12%.

Anderson, F. O.	3.75	12.35	225
Arrow Lakes Dairy, Inc.....	4.16	12.95	80
Barber, H. C.	4.24	13.34	1,000
Borders, Richard	3.91	12.42	60
Brown, J. O.	3.86	12.46	125
Brown, W. B. & Sons.....	4.03	12.70	450
Christiansen's Dairy Co.	4.13	12.69	425
Cornell's Dairy	4.00	12.48	200
Crandall, E. S., Dairy, Inc.....	4.40	13.27	90
Cranston Farms, Inc.	4.26	12.86	90
De Ciantis Bros. Dairy, Inc.....	4.22	12.98	150
East Greenwich Dairy Co., Inc.....	4.41	13.00	375
Farmers' Dairy, Inc.	3.76	12.28	525
Federal Dairy, Co., Inc.....	4.19	12.92	200
Fiske, E. A. Dairy.....	4.26	13.10	2,000
Harwood Dairy	3.87	12.36	50
Haywood Dairy	4.37	13.17	350
Hennessey's Dairy Co.	4.01	12.63	500
Hillside Farms, Inc.	4.21	13.03	50

GRADE A MILK—PASTEURIZED

NAME OF DEALER	BUTTER FAT	TOTAL SOLIDS	Standard Plate Count. Colonies of Bacteria in One Cubic Centimeter
	Per Cent	Per Cent	
Hill View Dairy	4.34	13.22	575
Hood, H. P. & Sons	4.32	13.00	225
Hoogasian's Bonnie Brook Farm.....	4.05	12.52	2,500
Horton Bros. Dairy	3.67	12.04	3,750
Joy Brook Farm	4.20	13.01	925
Kent Bros. White Rock Farm.....	3.72	12.25	2,500
Lincoln Woods Farm Co.	4.19	12.58	400
Miga, Joseph M., Sunnyview Dairy....	4.23	12.90	300
Mt. Pleasant-Barber Dairy	4.53	13.51	250
Munroe, A. B. Dairy, Inc.....	4.09	12.69	500
Nelson's Dairy	4.03	12.52	100
Pippin Orchard Dairy	4.24	12.89	300
Read's Dairy	4.51	13.40	150
Remington's Dairy	4.46	13.25	125
Riverview Dairy	3.70	12.15	475
Salois Sanitary Dairy	4.41	13.28	425
Smithfield Dairy	3.70	12.15	925
Turner-Lees Dairy	5.01	14.28	95
Viall, W. C., Dairy, Inc.....	4.16	12.74	7,000
Vincent, John	3.88	12.34	8,000
Whiting Milk Co.	4.13	12.73	375
Wilder, R., Jr.	4.43	13.39	1,000
Winsor, S. B.	4.49	13.38	175

PASTEURIZED MILK

The average bacteria count of pasteurized milk at the time of delivery to the consumer shall not exceed 25,000 per cubic centimeter and the average per centum of butter fat shall be not less than 3.25 per centum by weight.

The Total Solids content shall average 11.5%.

Anderson, F. O.	4.00	12.67	90
Arrow Lakes Dairy, Inc.	4.03	12.76	100
Barber, H. C.	3.83	12.51	825
Borders, Richard	3.93	12.37	200
Brown, I. O.	3.81	12.42	200
Brown, W. B. & Sons.....	3.88	12.45	925
Burgess Dairy	3.86	12.31	1,250
Cassidy's Woodlawn Dairy	3.73	12.26	10,000
Cherry Valley Dairy	3.90	12.44	4,500
Christiansen's Dairy Co.	3.99	12.58	450
Cornell's Dairy	3.99	12.45	175
Coventry Dairy	4.13	12.79	675
Crandall, E. S., Dairy, Inc.....	3.73	12.21	300
Cranston Farms, Inc.	3.97	12.59	100
De Ciantis Bros. Dairy, Inc.....	4.01	12.62	250
East Greenwich Dairy Co., Inc.....	3.97	12.49	500
Farmers' Dairy, Inc.	3.67	12.16	475
Federal Dairy Co., Inc.....	3.93	12.52	450
Fiske, E. A., Dairy.....	3.97	12.58	1,500
Harvard Dairy	3.75	12.19	5,000
Harwood Dairy	3.84	12.38	125
Haywood Dairy	4.31	13.09	250
Hennessey's Dairy Co.	3.97	12.46	400
Hill View Dairy	3.92	12.59	325
Hood, H. P. & Sons.....	3.97	12.48	600
Hoogasian's Bonnie Brook Farm.....	3.77	12.24	1,750
Jordan, K. E.	4.21	12.92	3,000
Joy Brook Farm	4.04	12.87	325
Kelley, George	3.77	12.20	725
Lincoln Woods Farm Co.....	3.85	12.28	525
Lynch, R. F.	3.84	12.36	450

PASTEURIZED MILK

NAME OF DEALER	BUTTER FAT	TOTAL SOLIDS	Standard Plate Count. Colonies of Bacteria in One Cubic Centimeter
	Per Cent	Per Cent	
Maher, B. C.	3.74	12.22	525
Mello, John	4.21	12.84	5,000
Miga, Joseph M., Sunnyview Dairy.....	4.04	12.68	175
Mt. Pleasant-Barber Dairy	3.80	12.33	300
Munroe, A. B., Dairy, Inc.....	3.80	12.35	325
Needham Dairy	3.80	12.24	425
Newman Dairy	4.08	12.51	1,500
Pippin Orchard Dairy	4.07	12.63	250
Read's Dairy	4.13	12.96	80
Remington's Dairy	3.98	12.56	225
Riverview Dairy	3.80	12.21	700
Riverview Farm Dairy	3.79	12.20	6,500
Roger Williams Dairy	4.08	12.88	2,750
Rose, J. P.	4.03	12.61	850
Salois Sanitary Dairy	3.96	12.62	350
Smithfield Dairy	3.77	12.18	975
Souza's Dairy	4.21	12.89	1,250
Stone, C.	3.67	12.17	100
Sullivan, E. H.	4.17	12.91	700
Turner-Lecs Dairy	3.88	12.40	200
Viall, W. C., Dairy, Inc.....	3.99	12.55	5,500
Vincent, John	3.75	12.12	5,000
Whiting Milk Co.	3.89	12.30	2,500
Wilder, R., Jr.	4.20	13.05	325
Winsor, S. B.	3.96	12.50	300

PASTEURIZED SELECTED MILK

The legal standards for this milk are the same as for regular Pasteurized Milk.

Brown, W. B. & Sons.....	3.89	12.60	1,000
Crandall, E. S., Dairy, Inc.....	3.73	12.16	275
East Greenwich Dairy Co., Inc.....	4.03	12.58	500
Federal Dairy Co., Inc.....	4.09	12.79	100
Fiske, E. A., Dairy	3.70	12.20	1,250
Hillside Farms, Inc.....	4.01	12.80	65
Hood, H. P. & Sons.....	3.98	12.51	850
Mt. Pleasant-Barber Dairy	4.42	13.47	625
Munroe, A. B., Dairy, Inc.....	3.96	12.53	625
Whiting Milk Co.	3.87	12.27	1,725

AVERAGE QUALITY OF PROVIDENCE MILK

For the last four years

GRADE A PASTEURIZED

Year	Average Per Cent Butter Fat	Average Per Cent Total Solids	Per Cent Below Chemical Standard	Average Thousands of Bacteria	Per Cent Above Bacterial Standard
1954.....	4.05.....	13.31.....	1.7.....	0.25.....	1.6.....
1955.....	4.08.....	12.70.....	1.7.....	0.45.....	3.6.....
1956.....	4.15.....	12.73.....	0.4.....	0.675.....	2.6.....
1957.....	4.13.....	12.92.....	0.3.....	0.325.....	2.9.....

PASTEURIZED

1954.....	3.78.....	12.39.....	1.7.....	0.45.....	0.6.....
1955.....	3.82.....	12.35.....	0.3.....	0.775.....	3.0.....
1956.....	3.88.....	12.63.....	0.2.....	0.7.....	2.0.....
1957.....	3.89.....	12.21.....	0.2.....	0.6.....	1.7.....

CERTIFIED

1954.....	4.20.....	13.10.....	0.0.....	0.02.....	2.4.....
1955.....	4.39.....	13.41.....	0.0.....	0.015.....	3.7.....
1956.....	4.40.....	13.49.....	0.0.....	0.015.....	0.02.....
1957.....	4.27.....	13.15.....	0.0.....	0.25.....	9.7.....

SCHOOLS, STORES, FOUNTAINS

1954.....	3.75.....	12.19.....	2.0.....	1.0.....	1.5.....
1955.....	3.73.....	12.32.....	0.0.....	1.25.....	2.5.....
1956.....	3.86.....	12.50.....	0.0.....	1.0.....	2.7.....
1957.....	3.88.....	12.41.....	0.0.....	1.0.....	4.3.....

CREAM

	Average Per Centum of Butter Fat		Other Grades	Per Cent Below Chemical Standard	Bacteria Average Number of Colonies per c. c. in Thousands	Per Cent Above Bacterial Standard
	Light	Heavy				
1954.....	20.8	41.0	40.4	2.9	0.5	4.0
1955.....	20.1	41.0	39.7	2.7	1.0	12.3
1956.....	21.5	41.7	—	0.5	0.5	9.2
1957.....	21.1	41.5	30.9	0.9	0.275	11.1

TOTAL NUMBER OF SAMPLES ANALYZED

	Chemical	Bacteriological
1954.....	7,586	7,622
1955.....	6,315	6,351
1956.....	6,144	6,421
1957.....	6,220	6,290

IN CITY COUNCIL
AUG 7 - 1958

Respectfully submitted,

READ:

WHEREUPON IT IS ORDERED THAT
THE SAME BE RECEIVED.

JOSEPH SMITH, M. D.,
Inspector of Milk

Waverett Whelan
CLERK
W. Knight
Deputy Inspector of Milk

PASTEURIZED MILK

Munroe, A. B., Dairy, Inc.....	3.82	12.36	675
Needham Dairy.....	3.73	12.26	2,000
Nelson's Dairy.....	3.88	12.36	1,500
Newman Dairy.....	4.08	12.52	2,000
Old Village Farm.....	3.78	12.19	2,750
Pippin Orchard Dairy.....	3.89	12.39	425
Read's Dairy.....	3.94	12.49	1,000
Remington's Dairy.....	3.97	12.51	1,000
Riverview Farm Dairy.....	3.72	12.11	4,000
Salois Sanitary Dairy.....	3.78	12.32	1,500
Smithfield Dairy.....	3.83	12.26	1,500
Souza's Dairy.....	3.98	12.56	2,225
Stone, C.....	3.67	12.13	525
Turner-Lees Dairy.....	3.84	12.39	1,750
Viall, W. C., Dairy, Inc.....	3.72	12.16	4,500
Vincent, John.....	3.76	12.23	9,500
Whiting Milk Co.....	3.81	12.24	3,000
Wilder, R., Jr.....	4.43	13.12	775
Winsor, S. B.....	4.05	12.59	400

PASTEURIZED SELECTED MILK

The legal standards for this milk are the same as for regular Pasteurized Milk.

Brown, W. B., & Sons.....	4.00	12.70	950
Crandall, E. S., Dairy, Inc.....	3.70	12.13	1,000
East Greenwich Dairy Co., Inc.....	4.02	12.50	650
Fiske, E. A., Dairy.....	3.70	12.20	1,750
Hillside Farms, Inc.....	3.88	12.53	80
Hood, H. P., & Sons.....	3.90	12.29	800
Mt. Pleasant-Barber Dairy.....	4.25	12.95	1,250
Munroe, A. B., Dairy, Inc.....	3.93	12.49	1,500
Whiting Milk Co.....	3.79	12.21	3,500

Respectfully submitted,

JOSEPH SMITH, M. D.,
Inspector of Milk

J. M. Knight
Deputy Inspector of Milk

IN CITY COUNCIL
AUG 7 - 1958

READ:

WHEREUPON IT IS ORDERED THAT
THE SAME BE RECEIVED.

D. Everett Whelan
CLERK

PASTEURIZED MILK

NAME OF DEALER	BUTTER FAT	TOTAL SOLIDS	Standard Plate Count. Colonies of Bacteria in One Cubic Centimeter
	Per Cent	Per Cent	
Maher, B. C.	3.81	12.45	300
Mello's Dairy	4.21	13.28	7,500
Miga, Jos. M., Sunnyview Farm	3.96	12.84	225
Mt. Pleasant-Barber Dairy	3.93	12.66	725
Munroe, A. B., Dairy, Inc.	3.81	12.60	375
Nelson's Dairy	3.80	12.53	100
Old Village Farm	3.78	12.42	475
Pippin Orchard Dairy	3.92	12.81	425
Read's Dairy	4.13	13.05	90
Remington's Dairy	3.94	12.62	250
Riverview Farm Dairy	3.78	12.53	1,500
Roger Williams Dairy	3.99	12.90	925
Salois Sanitary Dairy	3.90	12.75	850
Smithfield Dairy	3.81	12.50	625
Sno-Wite Dairy	3.80	12.42	1,500
Souza's Dairy	4.04	13.06	150
Steere, W. H.	3.83	12.55	425
Stone, C.	3.80	12.56	175
Turner-Lees Dairy	4.23	13.18	125
Viall, W. C., Dairy, Inc.	3.84	12.63	650
Vincent, John	3.82	12.47	1,500
Whiting Milk Co.	3.89	12.59	425
Winsor, S. B.	3.99	12.89	225

PASTEURIZED SELECTED MILK

The legal standards for this milk are the same as for regular Pasteurized Milk.

Brown, W. B. & Sons	4.19	13.07	1,725
Crandall, E. S., Dairy, Inc.	3.88	12.62	275
Federal Dairy Co., Inc.	4.05	12.96	60
Fiske, E. A., Dairy	3.87	12.63	475
Hillside Farms, Inc.	3.96	12.97	30
Hood, H. P. & Sons	3.97	12.67	400
Mt. Pleasant-Barber Dairy	4.19	13.00	625
Munroe, A. B., Dairy, Inc.	3.98	12.83	400
Whiting Milk Co.	4.05	12.78	225

Respectfully submitted,

JOSEPH SMITH, M. D.,
Inspector of Milk

IN CITY COUNCIL
AUG 7 - 1958

READ:
WHEREUPON IT IS ORDERED THAT
THE SAME BE RECEIVED.

Deverett Whelan
CLERK

S. M. Knight
Deputy Inspector of Milk

CITY OF PROVIDENCE

Three Hundred and Seventeenth Quarterly Report of the Board of Commissioners of Sinking Funds.

TO THE HONORABLE THE CITY COUNCIL OF THE CITY OF
PROVIDENCE:

The Board of Commissioners of Sinking Funds make this
their Three Hundred and Seventeenth Quarterly Report of the
quarter ending June 30, 1958.

The bonds comprising the funded debt, (including Serial
Bonds) the purposes for which they were issued, the amounts
of the sinking funds, and the increase in same are shown by
the following table:

June 30, 1958

SERIAL BONDS

Serial Bonds Issued for	Due	Rate	Debt June 30, 1958	Payments Due in 1958
Emergency Housing—Series I.....	June 1, 1974	2.40	\$ 1,255,000.	\$ 64,000.
Emergency Housing—Series II.....	July 1, 1980	2	1,035,000.	45,000.
Funding	April 1, 1960	2	50,000.	25,000.
Funding	July 1, 1960	2	75,000.	25,000.
Funding	June 1, 1965	2	395,000.	55,000.
Highway	Jan. 1, 1974	2	210,000.	10,000.
Highway 1950-52 Construction.....	July 1, 1977	2.30	600,000.	23,000.
Highway—1954	Jan. 1, 1974	2½	240,000.	15,000.
Highway Reconstruction—Series I....	Jan. 1, 1971	2	650,000.	50,000.
Highway Reconstruction—Series II....	Jan. 1, 1971	2	650,000.	50,000.
Highway Reconstruction—Series III...	July 1, 1971	2	700,000.	50,000.
Highway Reconstruction—Series A...	July 1, 1975	2	458,000.	22,000.
Highway Reconstruction—Series B...	July 1, 1975	2	183,000.	9,000.
Highway Reconstruction—Series C...	July 1, 1975	2	458,000.	22,000.
Highway Reconstruction—Series D...	July 1, 1977	2.30	1,000,000.	39,000.
Hurricane Bonds of 1956.....	Jan. 1, 1966	2.60	800,000.	100,000.
Incinerator & Sludge Disposal—Series I	Jan. 1, 1971	2	650,000.	50,000.
Incinerator & Sludge Disposal—Series A	July 1, 1975	2	596,000.	28,000.
Incinerator & Sludge Disposal—Series B	July 1, 1975	2	161,000.	7,000.
Modernizing Fire Dept.—Series I.....	Jan. 1, 1974	2	420,000.	20,000.
Modernizing Fire Dept.—Series II.....	July 1, 1975	2	687,000.	32,000.
Modernizing Fire Dept.—Series A.....	July 1, 1975	2	230,000.	11,000.
Modernizing Fire Dept.—Series B.....	July 1, 1977	2.30	250,000.	10,000.
Mun. Bldg., P.W.A. Docket 1150 F.	Feb. 1, 1959	2	40,000.	40,000.
Mun. Dock, P.W.A. Docket 1132 F.....	Sept. 1, 1958	1½	55,000.	55,000.
Municipal Wharf Shed.....	July 1, 1977	2.30	1,250,000.	49,000.
Olneyville Expressway	April 1, 1981	3.40	650,000.	(b)
Providence Public Library.....	Jan. 1, 1978	2½	1,950,000.	(a)
Public Improvements	June 1, 1965	2	1,383,000.	192,000.
Public Works Garage & Warehouse...	April 1, 1977	3.40	760,000.	40,000.
Recreational Facilities.....	June 1, 1974	2.40	717,000.	38,000.
Recreational Facilities—1958	April 1, 1982	3½	1,000,000.	(c)
Redevelopment—1957.....	April 1, 1977	3.40	1,900,000.	100,000.
Refunding (Issue 1941).....	June 1, 1965	2	1,382,500.	192,500.
Refunding (Issue 1942).....	June 1, 1965	2	140,000.	19,500.
Refunding (Issue 1943).....	June 1, 1965	2	140,000.	20,000.
Refunding (Issue 1944).....	June 1, 1965	2	140,000.	20,000.
Refunding (Issue 1945).....	June 1, 1965	2	185,000.	25,000.
Refunding—Series II.....	June 1, 1971	1½	1,601,000.	113,000.
Refunding—Series II-B.....	June 1, 1972	1.8	406,000.	26,000.
Refunding—Series II-C.....	June 1, 1972	2.20	479,000.	29,000.
Refunding—Series II-D.....	June 1, 1972	2.40	581,000.	38,000.
Rehabilitation for Hurricane Damage..	Aug. 1, 1964	2	490,000.	70,000.
School.....	Dec. 1, 1959	4½	100,000.	50,000.
School.....	July 1, 1961	4	200,000.	50,000.
School.....	April 1, 1962	4½	200,000.	50,000.
School.....	July 1, 1962	4	80,000.	16,000.
School.....	Mar. 1, 1964	3½	90,000.	15,000.
School, P.W.A. Docket 6579.....	Jan. 1, 1965	3	910,000.	130,000.
School.....	April 1, 1973	3½	300,000.	20,000.
School—1954	Jan. 1, 1978	2½	1,600,000.	(a)
School—1958	April 1, 1982	3½	1,600,000.	(c)
School Athletic Fields—Series I.....	Jan. 1, 1973	2	397,000.	23,000.
School Athletic Fields—Series II.....	Jan. 1, 1974	2	420,000.	20,000.
School Modernization—1957.....	April 1, 1977	3.40	475,000.	25,000.
Total carried forward.....			\$33,374,500.	

S E R I A L B O N D S—(Continued)

Serial Bonds Issued for	Due	Rate	Debt June 30, 1958	Payments Due in 1958
Total brought forward.....			\$33,374,500.	
Sewer.....	Jan. 1, 1974	2	210,000.	10,000.
Sewer 1950-52 Construction.....	July 1, 1977	2.30	400,000.	16,000.
Sewer 1954 Construction.....	Jan. 1, 1974	2½	160,000.	10,000.
Sewer Construction—1957.....	April 1, 1977	3.40	475,000.	25,000.
Sewage Treatment—Series I.....	April 1, 1978	3½	3,500,000.	(a)
Sewage Treatment—Series II.....	April 1, 1978	3½	600,000.	(a)
Traffic Signal & Control.....	April 1, 1981	3.40	400,000.	(b)
Unemployment Relief.....	Feb. 1, 1959	2	100,000.	100,000.
Unemployment Relief.....	Aug. 1, 1959	2½	230,000.	115,000.
Unemployment Relief.....	Sept. 1, 1960	2	60,000.	20,000.
Unemployment Relief.....	April 1, 1961	2	450,000.	150,000.
Unemployment Relief.....	April 1, 1963	1½	500,000.	100,000.
World War Memorial.....	July 1, 1962	4	45,000.	9,000.
Total.....			\$40,504,500.	

Payments begin in: (1959—a); (1962—b); (1963—c).

S I N K I N G F U N D B O N D S

Bonds Issued for	Due	Rate	Debt June 30, 1958	Sinking Fund		Increase or Decrease
				Mar. 31, 1958	June 30, 1958	
Schools.....	Mar. 1, 1959	4½	\$ 1,000,000.	\$ 1,042,919.86	\$ 1,052,359.69	\$ 9,439.83
Water Supply.....	Feb. 1, 1962	4½	1,000,000.	976,850.87	987,580.22	10,729.35
Water Supply.....	May 1, 1962	4	2,000,000.	1,942,932.69	1,961,382.92	18,450.23
Water Supply.....	July 1, 1962	4	1,000,000.	1,021,708.47	1,031,265.49	9,557.02
Water Supply.....	Dec. 1, 1962	4	2,500,000.	2,394,728.51	2,420,193.27	25,464.76
Water Supply.....	Feb. 1, 1964	4½	2,000,000.	1,589,802.95	1,603,504.41	13,701.46
Water Supply.....	Oct. 1, 1964	4	1,500,000.	1,078,677.38	1,085,565.00	6,887.62
Water Supply.....	July 1, 1965	4	2,500,000.	806,060.37	814,932.58	8,872.21
Water Supply.....	Jan. 3, 1968	4	1,500,000.	745,379.61	753,748.31	8,368.70
Redemp. City Debt.....				832,561.48	837,431.53	4,870.05
Total.....			\$15,000,000.	\$12,431,622.19	\$12,547,963.42	\$116,341.23

BONDED INDEBTEDNESS JUNE 30, 1958		
Serial Bonds.....		\$40,504,500.00
Sinking Fund Bonds.....		15,000,000.00
Total Bonded Debt.....		\$55,504,500.00
Sinking Fund.....	\$12,547,963.42	
Premium on Serial Bonds Sold..	18,073.27	
Valley View Housing Reserve...	93,219.88	
		12,659,256.57
Net Bonded Debt.....		\$42,845,243.43
Less Net Water Bonded Debt.....		3,341,827.80
Net Bonded Debt exclusive of Water Debt..		\$39,503,415.63

WATER SUPPLY BONDED INDEBTEDNESS		
Sinking Fund Bonds.....		\$14,000,000.00
Sinking Funds.....		10,658,172.20
Net Water Bonded Debt.....		\$ 3,341,827.80

FUNDS HELD IN TRUST BY THE COMMISSIONERS
OF SINKING FUNDS

NAME OF FUND	Mar. 31, 1958	June 30, 1958	Increase or Decrease
Premium on Serial Bonds Sold.....	\$ 14,104.37	\$ 18,073.27	\$ 3,968.90
Valley View Housing Reserve.....	89,381.33	93,219.88	3,838.55
North Burial Ground Perpetual Care Fund	596,319.44	591,254.25	5,065.19
North Burial Grd. Per. Care Fd.—Income	426.45		426.45
Fire Insurance Fund.....	20,832.07	19,007.61	1,824.46
Water Works Depreciation and Extension Fund.....	1,043,015.56	822,107.83	220,907.73
	\$1,764,079.22	\$1,543,662.84	\$220,416.38

Respectfully submitted by request of the Board of Commissioners.

Walter H. Reynolds
WALTER H. REYNOLDS
Mayor and Chairman

**IN CITY COUNCIL
AUG 7 - 1958**

READ:

**WHEREUPON IT IS ORDERED THAT
THIS SAME BE RECEIVED.**

N. Everett Whelan
CLERK

REPORT OF THE COMMITTEE
ON

CLAIMS AND PENDING SUITS

PAGE 1


TO THE HONORABLE THE CITY COUNCIL
OF THE CITY OF PROVIDENCE

GENTLEMEN:

Your Committee on Claims and Pending Suits respectfully reports relative to the number of cases in which settlements were recommended for the quarter ended June 30, 1958. Your Committee has recommended settlement in twenty-six cases.

Respectfully submitted,


For the Committee:


JOHN FERREIRA
CHAIRMAN

IN CITY COUNCIL
AUG 7 - 1958

READ:

WHEREUPON IT IS ORDERED THAT
THE SAME BE RECEIVED.


CLERK

REPORT OF THE COMMITTEE ON

PAGE 2

Salvatore & Carmella Pietrunti (Collision)	\$ 750.00
George Wightman Williams (Highway)	2500.00
Khalil Sherkarchi, M. D. (Collision)	100.00
Fred M. Goodwin (Collision)	25.00
Frank Morelli (Collision)	25.00
Filomena Domenico (Collision)	50.00
Manuel Phillips (Highway)	45.00
Carl Zimmerman (Collision)	75.00
Madonna Smith p.a. (Highway)	350.00
Emily V & Albert D. Bell (Sidewalk)	350.00
Grace Irene Ryder (Collision)	800.00
Mrs. Kathleen Cormley (Sidewalk)	250.00
Eleuterio Larry Giorgi (Collision)	25.00
James F. O'Grady (Collision)	100.00
Fernand D. Girard (Collision)	75.00
Peter S. Reilly (Collision)	60.00
Berry-Hill Corporation (Refund)	490.00
Frank Manzo (Collision)	75.00
Emma C. Hobin (Sidewalk)	50.00
Louis Beaudry (Collision)	20.00
Mrs. Gertrude Carr (Sidewalk)	200.00
Joseph Rotella (Sidewalk)	150.00
Mr. & Mrs. S. Carbone (Property)	65.00
Edward Martino (Collision)	56.91
Anthony George (Collision)	30.00
Mrs. Mildred Zongras (Collision)	100.00
	<u>\$6816.91</u>



D. Everett Whelan
City Clerk

430
CITY OF PROVIDENCE • RHODE ISLAND • Walter H. Reynolds • Mayor

OFFICE OF THE CITY CLERK

CITY HALL

Vincent Vespia
First Deputy
William E. McWilliams
Second Deputy

IN CITY COUNCIL
August 7, 1958


ELECTION OF POLICE COURT JUSTICE

Mr. President Aiello calls for nominations for a Justice of the Police Court and Mr. Laudati nominates Edward J. Plunkett, Esquire, of Providence; this nomination is seconded by Messrs. Egan, Alprin, Lorenzo and Loughran.

There being no further nominations, on motion of Mr. Lorenzo, seconded by Mr. Prete, it is voted that nominations be closed and the Clerk be directed to cast one ballot for Mr. Plunkett as a Police Court Justice.

The Clerk casts one ballot for Mr. Plunkett as directed.

Mr. President Aiello thereupon declares Edward J. Plunkett, Esquire, duly elected as a Police Court Justice for the remainder of the unexpired term ending on the first Monday in January, 1959.


D. EVERETT WHELAN
CITY CLERK

State of Rhode Island and Providence Plantations

THE CITY OF



PROVIDENCE

I, EDWARD J. PLUNKETT, ESQUIRE, do

*solemnly swear that I will support the Constitution of the United States
and of the State of Rhode Island and that I will faithfully discharge
the duties of the office of*

Police Court Justice

to the best of my ability.

Edward J. Plunkett

W

I, Walter H. Reynolds, Mayor

do hereby certify that on the 8th day of August, *A. D.* 1958,

I did administer unto EDWARD J. PLUNKETT, ESQUIRE

duly appointed to the office of

Police Court Justice

the above subscribed oath.

Walter H. Reynolds