


ONE HUNDRED TWENTY-SECOND  
ANNUAL FINANCIAL  
REPORT

of the  
CITY OF PROVIDENCE  
RHODE ISLAND

For the Fiscal Year Ended  
SEPTEMBER 30, 1968



OFFICE OF THE CITY CONTROLLER

IN CITY COUNCIL

462

OCT 16 1969

READ:

WHEREUPON IT IS ORDERED THAT  
THE SAME BE RECEIVED.

*Vincent Vespa*

CLERK

ONE HUNDRED TWENTY-SECOND

# ANNUAL FINANCIAL REPORT


of the

CITY OF PROVIDENCE

RHODE ISLAND

For the Fiscal Year Ended

SEPTEMBER 30, 1968



OFFICE OF THE CITY CONTROLLER



# INDEX

	PAGE
Abby A. King Trust Fund.....	79, 82
Abby A. King Trust Fund Income.....	79, 89, 90
Accounts Payable—General.....	4, 8
Accounts Payable—Prior.....	3, 6
Accounts Payable—Revolving Funds.....	3, 100
Accounts Payable—School.....	3, 30
Accounts Payable—Trust and Special.....	3
Accounts Receivable—Capital.....	2, 38
Accounts Receivable—Contra.....	2
Accounts Receivable—Federal Programs.....	4, 7
Accounts Receivable—General.....	2
Accounts Receivable—Not Contra.....	2
Accounts Receivable—Other.....	2, 30
Accounts Receivable—School.....	100
Accounts Receivable—Revolving Fund.....	2, 80
Accounts Receivable—Trust and Special.....	12, 39
Accrued Interest on Bonds Sold.....	49
Additional Rapid Sand Filters—Water Dept.....	39, 41, 48, 51, 52
Additions & Alterations—Providence Public Library.....	40
Addition to Central Library Loan.....	12, 17, 23
Administration—General Public Assistance.....	23
Administration—Parks.....	19, 25
Administration—Water.....	54
Admiral Terrace.....	32, 33
Aid to Education.....	78, 82, 89, 94
Air Pollution Control Program Project.....	16
Air Pollution, Mechanical Equipment and Installation.....	48
Alterations and Additions to Sewage Treatment Plant.....	78, 82, 90, 95
American Federation, State, County and Municipal Employees, A.F.L.....	19, 25
American Legion.....	3, 4, 6, 9, 13
Amount Reserved for 1968-1969 Expenditures.....	48-50
Analysis of Capital Appropriations.....	9
Analysis of Current Year Surplus.....	9
Analysis of Unfunded Deficit, General Fund.....	11, 79, 82, 91, 95
Anna H. Man Trust Fund.....	82, 91, 96
Anna H. Man Trust Fund Income.....	47
Annual Serial Requirements.....	78, 82, 89
Anonymous Donation for the Support of the Poor.....	78, 82, 89, 94
Anthony, Henry B., Public Fountain Fund.....	78, 82, 89, 94
Anthony, Senator H. B., Prize Fund.....	78, 82, 89, 94
Anthony, Senator H. B., Prize Fund Income.....	38
Appropriation Balances.....	15-19
Appropriation, Expenditures and Unexpended Balances.....	4
Appropriation Liabilities.....	39
Appropriations—Capital Fund.....	34
Appropriations—School Fund.....	50
Aqueduct Land Condemnation and Easement.....	2, 3, 38, 41, 42
Area Development.....	54
Ardoene Street and Narragansett Avenue Playground.....	19, 25
Armistice Day—American Legion Celebration.....	19, 25
Armistice Day Celebration.....	55
Asham Street Playground.....	10
Assessments, Special.....	15, 21
Assessor's Division.....	139, 140
Assessor's Valuation.....	2
Assets.....	55
Assumption Church Playground.....	18, 24, 78, 82, 89, 94
Automobile Accident Insurance Fund.....	79, 82, 90, 94
Available for Highway Improvements.....	
Balance Sheet—Capital Funds.....	38
Balance Sheet—Combined.....	2
Balance Sheet—Federal Programs Fund.....	107
Balance Sheet—General Fund.....	4
Balance Sheet—Revolving Funds.....	100
Balance Sheet—School Fund.....	71
Balance Sheet—Sinking Funds.....	78
Balance Sheet—Trust and Special Funds.....	78, 82, 89, 94
Barnes, Ellen R., Trust Fund.....	

Bath Houses .....	12, 17, 22
Bath Street Playground .....	55
Betsy Williams House Landscaping .....	101, 103, 104
Better Providence Trust .....	78, 82, 89
Black Arts Festival .....	19, 25
Blackstone Boulevard Plant Fund .....	100, 101, 104
Blue Cross and Physicians Service .....	12, 18, 24
Board of Canvassers and Registration .....	11, 15, 21
Board of Review—Building Ordinance Board of Review .....	12, 24
Board of Review—Zoning .....	12, 18, 24
Board of Tax Assessment Review .....	15, 21
Bond Authorities—Capital Fund .....	38
Bonds Outstanding—Capital .....	3
Bragunn, Mary Swift, Fund .....	78, 82, 89
Bridge Department .....	12, 22
Bridge Repair and Construction .....	16, 40, 44
Bucklin Park Playground .....	55
Building Inspection Administration .....	21
Building Inspection—Structures and Zoning .....	10, 16, 22
Building Inspection—Plumbing, Drainage and Gas Piping .....	10, 16, 22
Building Inspection—Electrical Installations .....	10, 16, 22
Building Inspection—Air Pollution, Mechanical Equipment and Installation .....	10, 16
Building Ordinance—Board of Review .....	18
Bureau of Licenses .....	7, 10, 18, 24
Bureau of Licenses—Dog Licenses .....	10
Bureau of Licenses—Petroleum Storage .....	10
Business and Non-Business Licenses .....	10
Business and Non-Business Sewer Rentals .....	7, 13
Camp Street Pool .....	55
Candace Street Playground .....	55
Capital Appropriation Balances .....	38
Capital—Assets and Liabilities .....	38
Capital Authorities Not Yet Hired .....	2, 38
Capital Debt Fund .....	48, 51, 52
Capital Disbursements .....	48
Capital Fund—Reconciliation .....	70
Capital Funds .....	37-72
Capital Revenue .....	38
Cash .....	6
Cash—Capital .....	2
Cash on Deposit with Fiscal Agents for Payments of Bonds and Interest .....	2, 4
Cash—Federal Programs Fund .....	2
Cash—General .....	2
Cash—Petty .....	4
Cash—School .....	2, 30, 31
Cash—Deposit with Airlines .....	2, 4
Cash—Revolving .....	2
Cash—Sinking Funds .....	2
Cash—Trust and Special .....	2, 78-80
Cash in Depositories .....	4
Central Classical Project .....	49, 64
Central Purchasing Revolving Fund .....	100, 101, 102, 103, 104
Central Staffing—Progress for Providence—Payroll Transfer Fund .....	82, 89, 94
Chad Brown Playground .....	55
Chapin Tot Park .....	55
Charles V. Chapin, Dr., Memorial Award .....	24
Charles V. Chapin Hospital .....	7, 12
Charles H. Smith Trust Fund .....	80, 83, 92, 97
Charles H. Smith Trust Fund Income Account .....	80, 83, 92
Christmas Display—Roger Williams Park .....	19, 25
City Assessor's Dept. ....	15, 21
City Clerk .....	10, 11, 15, 21
City Collector .....	11, 15, 21
City Collector—Water Board Collections .....	11, 15, 21
City Controller .....	11, 15, 21
City Controller—Accounting Division .....	11, 15, 21
City Controller—Employees' Retirement Division .....	11, 15, 21
City Controller—Data Processing Division .....	11, 15, 21
City Council .....	11, 15, 21
Classical Central Education Center Plans and Postage Deposit Acct. ....	78, 82
City Licenses Due State of Rhode Island .....	78, 82, 89, 94
City Plan Commission—Zoning Study .....	80, 84

# INDEX

v

City of Providence School Committee Special Memorial Account.....	80, 83, 92
City of Providence Title I ESEA (1965).....	108
City of Providence Title II ESEA (1965).....	108
City of Providence Title III ESEA (1965).....	108
City of Providence Trustee Better Providence Trust.....	78, 82, 89
City of Providence Trustee u/w of Charles H. Smith.....	80, 83, 92, 97
City of Providence Trustee u/w of Charles H. Smith, Real Estate Sales Proceeds— Condemnation Income .....	80, 83, 92, 97
City of Providence Trustee u/w of Charles H. Smith, Real Estate Sales Proceeds— Superior Court .....	80, 83, 92
City of Providence Trustee u/w of Charles H. Smith, Real Estate Sales Proceeds— Superior Court Income.....	80, 83, 92
City of Providence Trustee u/w of Charles H. Smith, Real Estate Sales Proceeds— Condemnation .....	80, 83, 92, 97
City of Providence West End Elmwood 3 Drop In Youth Center.....	84, 93, 98
City Sergeant .....	11, 15, 21
City Taxes and Valuation by Years.....	139
Civil Defense—Rev. Fd.....	100, 103
Civil Defense—Stanford Research Institute.....	100, 101
Clarence Street Playground .....	55
Classical High School Loan.....	39, 41, 49, 65
Classical-Central Education Center.....	39, 41, 49, 51, 64
Classical-Central Education Center—Plans and Postage Deposit Account.....	78, 82
Collector's Division .....	11, 15, 21
College Hill Demonstration Study.....	48, 52
Columbia Park Playground.....	55
Columbus Day Celebration.....	19, 25
Combined Balance Sheet.....	2-3
Comfort Stations .....	12, 17, 22
Commissioner of Public Safety.....	16, 21
Commissioners of Sinking Funds.....	73, 76
Community Mental Health Center.....	18, 24
Community Schools Program—Federal Grant.....	109
Construction—Capital .....	41, 42
Construction of Major Improvements to the Water Supply System.....	41, 50
Construction and Maintenance Division—Public Works.....	16, 22
Contingencies .....	12, 18, 24
Contra Deducted Receivables.....	4
Contributions to Elected Officials' Retirement System.....	18, 23
Contributions to Employees' Retirement System.....	12, 18, 23, 25
Controller's Office—Accounting Division.....	15, 21
Controller's Office—Data Processing Division.....	15, 21
Controller's Office—Employees' Retirement Division.....	15, 21
Cost of Living Grants to Retired Employees.....	12, 18, 24
Credit Union of the American Federation of State, County and Municipal Em- ployees .....	78, 82, 89, 94
Cumulated Deficit—School .....	30
Cypress Street Playground .....	55
Danforth Street Playfield.....	55
Danforth Street Recreation Area.....	55
Danforth Street Recreation Rentals.....	82, 94
Danforth Street School Rentals.....	82, 94
Data Processing Division.....	11, 15, 21
D'Averrazano Monument Committee .....	19, 25
Debt, Net Debt, Population and Valuation by Years.....	140
Debt Service .....	12, 18, 24
Decorating Public Buildings.....	19, 25
Deficit Cumulated .....	6
Deficits—Unfunded .....	3, 4
Demolition of Abandoned Property.....	12, 18, 24
Department of Planning and Urban Development.....	12, 18, 24
Department of Recreation.....	12, 17, 23
Departmental Revenues .....	11
Deposit and Refund Account.....	78, 82, 89, 94
Deposit with Airlines.....	2, 4
Details of Cash Disbursements for Active Capital Accounts.....	68-71
Details of Cash Receipts—Revolving Fund.....	102
Details of Cash Receipts—Trust and Special.....	89-93
Details of Expenditures—Trust and Special.....	94-98
Details of Miscellaneous Receipts and Disbursements—Capital Fund.....	52-71
Details of Appropriation Expenditures—School Fund.....	35
Details of Revenue Cash Receipts—School Fund.....	33

Development of Big and Wood River Reservoirs.....	50
Dexter Donation Trust Fund.....	78, 82, 89, 94
Dexter Donation Trust Fund Income.....	78, 82, 89, 94
Dexter, Ebenezer Knight Trust Fund.....	78, 82, 89
Dexter, Ebenezer Trust Fund Income.....	78, 82, 89, 94
Dexter Training Ground.....	56
Dillon, Lt. George E. Memorial Park.....	56
Disabled American Veterans of World War I.....	19, 25
Dr. Charles V. Chapin Memorial Award Committee.....	18
Dog Licenses.....	10
Donations.....	11
Draw Bridge Operation—Public Works.....	12, 16, 22
Dudley Street Tot Park.....	56
Due from Federal Government—Federal Program Funds.....	2
Due from City of Providence—Federal Program Funds.....	2
Due from General Funds.....	2
Due from Other Funds.....	2, 4
Due from State of Rhode Island—Grants-in-Aid— G. P. A.....	4
Due to Other Funds.....	3, 6
Due from U. S. Government.....	2
Due to Federal Programs Fund.....	3
Due to Revolving Fund.....	3
Due to School Funds.....	3
Due from Federal Government—Capital Funds.....	2
Due from Revolving Funds.....	4
Due from State of R. I.—General Fund.....	4
Dutch Elm Disease Control.....	18, 24, 48, 51, 52
East Side Renewal Project.....	49, 51, 64
Ebenezer Knight Dexter Trust Fund.....	78, 82, 89, 94
Ebenezer Knight Dexter Trust Fund Income.....	78, 82, 89
Economic Opportunity Programs.....	109
Eddy Playground.....	57
Education.....	17, 23
Education Deficiency Appropriation.....	17, 23
Electrical Installation.....	16, 22
Elizabeth Angell Gould Fund.....	78, 82
Elizabeth Angell Gould Fund Income.....	78, 82, 90
Ellen R. Barnes Trust Fund.....	78, 82, 89, 94
Elmwood Public Library.....	17, 23
Emergency Housing.....	2, 3, 38, 42, 44
Emergency Public Improvement Fund.....	78, 82, 90, 94
Emmeline Owen Vinton Fund.....	80, 84, 98
Emmeline Owen Vinton Fund Income.....	80, 84, 93
Empire Park—Weybosset Hill Area.....	49
Employees' U. S. Savings Bond Account.....	78, 82, 90, 94
Employees' Retirement Division—City of Providence.....	15, 21, 82
Employees' Retirement System—City of Providence.....	78, 90, 95
Employees' Retirement System—State of Rhode Island.....	78, 82, 90, 95
Employees' Retirement System—State of Rhode Island—Survivors Benefits.....	82, 90, 95
Employees' Withholding Tax Deduction Account.....	78, 82, 90, 95
Engineering Office—Public Works.....	16
Environment Control.....	12, 16, 22
Esek Hopkins Jr. High School Recreation Field.....	57
Executive Department.....	11, 15, 21
Exhibit A—Combined Balance Sheet.....	2-3
Exhibit B—General Fund—Balance Sheet.....	2, 4
Exhibit B-1—General Fund—Statement of Cash Receipts and Disbursements.....	6
Exhibit B-2—General Fund—Statement of Accounts Receivable.....	7
Exhibit B-3—General Fund—Statement of Changes in Taxes Receivable.....	8
Exhibit B-4—General Fund—Statement of Appropriation Liabilities.....	8
Exhibit B-5—General Fund—Statement of Reserves for Specific Purposes.....	8
Exhibit B-6—General Fund—Analysis of Unfunded Deficit.....	9
Exhibit B-7—General Fund—Analysis of Current Year Surplus.....	9
Exhibit C—Summary of General and School Fund Receipts and Expenditures.....	5
Exhibit D—School Fund—Balance Sheet.....	2, 30
Exhibit D-1—School Fund—Statement of Cash Receipts and Disbursements.....	31
Exhibit D-2—School Fund—Statement of Accounts Receivable.....	31
Exhibit D-3—Statement of Accounts Payable—School Fund.....	31

Exhibit E—Capital Fund—Balance Sheet	238
Exhibit E-1—Capital Fund—Statement of Cash Receipts and Disbursements	39
Exhibit E-2—Capital Fund—Statement of Permanent Improvements	40
Exhibit E-3—Capital Fund—Statement of Notes Payable	41
Exhibit E-4—Capital Fund—Statement of Changes in Bonds Outstanding	42
Exhibit E-4A—Capital Fund—Statement of Bonds Outstanding and Sinking Fund Requirements on a 3% Basis	42, 44-47
Exhibit F—Sinking Fund—Balance Sheet	2
Exhibit F-1—Sinking Fund—Summary of Cash Receipts and Disbursements	75
Exhibit G—Trust and Special Funds—Balance Sheet	2, 78-80
Exhibit G-1—Trust and Special Funds—Summary of Cash Receipts and Disbursements	82-84
Exhibit G-2—Trust and Special Funds—Statements of Investments for Dexter Donation Trust Fund	85
Exhibit G-3—Statement of Investments for Dexter Donation Trust Fund Income	85
Exhibit G-4—Statement of Investments Ebenezer Knight Dexter Trust Fund	86
Exhibit G-5—Statement of Investments Emergency Public Improvement Plan	87
Exhibit G-6—Statement of Investments for Abby A. King Trust Fund	87
Exhibit G-7—Statement of Investments for Gladys Potter Trust Fund	87
Exhibit G-8—Statement of Investments for Charles H. Smith Trust Fund	88
Exhibit G-9—Statement of Investments for City of Providence—Trustee u/w C.H. Smith	88
Exhibit H—Revolving Fund—Balance Sheet	2, 100
Exhibit H-1—Revolving Funds—Summary of Cash Receipts and Disbursements	101
Exhibit J—Federal Program Fund—Balance Sheet	2, 107
Exhibit J-1—Federal Program Fund Appropriations, Expenditures and Unexpended Balance	108-110
Extraordinary Expenditures 1968-1969	3, 4, 6, 9, 13
Federal Funds	105-110
Federal Grants—Community Schools Program II	109
Federal Hill Park	57
Federal Hill Swimming Pool	57
Federal Old Age and Survivors Insurance	12, 18, 23, 25
Federal Water Pollution Act—Capital	38
Finance Administration	11, 15, 21
Finance Director	15, 21
Fines, Forfeits and Escheats	10
Fire Alarm Building Renovations	48, 51
Fire Department	11, 16, 21
Fire Insurance Fund	19, 25, 78, 82, 90
Fire Modernization	40
Fire Pension	12, 18, 24
Fixed Assets—Revolving Fund	2, 100
Fogarty, Mary E., Recreation Rentals	82, 95
Fogarty, Mary E., School Rentals	82, 95
Food Stamp Cash and Stamp Shortage Account	78, 82, 90, 95
Food Stamp Program	100, 101, 102, 103, 104
Forestry Department	12, 23
Fourth of July Celebration	19, 25
Fox Point Little League Ball Park	57
Frederick Arnold Vinton, M.D., Fund	80, 84
Frederick Arnold Vinton, M.D., Fund Income	80, 84, 93, 98
Fund Balances	3
Gano Street	57
Garbage Collection and Disposal (Incinerator)	7, 12, 16, 22
General Bonds Payable from Sinking Funds	46
General Debt	47
General Disbursements	5, 6
General Fund	1-28
General Fund—Assets and Liabilities	3, 4
General Fund Balance Sheet	4
General Fund—Estimated and Actual Revenues	9, 10, 13
General Parks—Rents	12, 17, 23
General Property Taxes	2, 4, 7, 10
General Public Assistance	10, 12, 17, 23
General Public Assistance—Administration	12, 17, 23
General Public Assistance—Grants-in-Aid	10
General Revenue	5, 6

Gladys Potter Garden.....	57
Gladys Potter Trust Fund.....	11, 79, 83, 91, 96
Gladys Potter Trust Fund Income.....	83, 91, 96
Gould, Elizabeth Angell Fund.....	78, 82
Gould, Elizabeth Angell Fund Income.....	78, 82, 90
Gould, Marshall H., Fund.....	79, 82
Gould, Marshall H., Fund Income.....	79, 82, 90, 95
Grants-in-Aid—Aid to Education.....	32
Grants-in-Aid—General Public Assistance.....	10
Grants-in-Aid—In lieu of Railroad Tax.....	10
Grants-in-Aid for Payment of School Debt.....	10
Grants-in-Aid—School.....	32
Grants-in-Aid—State of Rhode Island.....	2, 10
Grants to Outside Agencies and Institutions.....	17, 23
Grant to Providence Public Library—School Dept.....	17
Grants to Unremarried Widows of Old Police and Fire Pension System.....	12, 18, 24
Green Acres Project—Shipyards Playground Development.....	49, 51
Greenhouses—Roger Williams Park.....	49, 53
Greenhouse Fire Fund—Roger Williams Park.....	49, 53
Gross Surplus.....	5
Health Activities.....	12, 17, 22
Heirs of Charles H. O'Connor.....	19, 25
Henry B. Anthony Public Fountain Fund.....	78, 82, 89, 94
Highway Construction.....	40, 44
Highway Department.....	12, 16, 22
Highway—Huntington Avenue.....	44
Highway Loan.....	41, 44
Highway Loan (Olneyville Expressway) Dennis J. Roberts' Expressway.....	44
Highway 1950-1952 Construction.....	44
Highway Bonds—1954.....	44
Highway Loan—1960.....	48
Highway Loan—1964.....	39, 44, 48, 52
Highway Office Buildings and Garage.....	48, 52
Highway Paving and Resurfacing Account.....	48, 51
Highway Reconstruction.....	44
Highway Rents.....	10
Historical District Commission.....	17, 23
Hospital Service Corporation of Rhode Island.....	79, 82, 90, 95
Horse Racing Receipts.....	10
Housing Board of Review.....	12
Housing Authority—City of Providence.....	11
Housing Authority—Low Cost.....	11
Housing Authority—Valley View.....	11
Housing and Urban Development.....	109
Hurricane Barrier Assessments.....	79, 82, 90, 95
Human Relations.....	19, 25, 100, 101
Hurricane Barrier.....	40, 45, 48, 51, 52
Hurricane Barrier Assessments—Interest on Investments.....	79, 82, 90, 95
Hurricane Barrier Capital Revolving Fund.....	48, 52, 71
Improvement and Extension of Municipal Dock.....	48
Incinerator Addition and Sludge Disposal Loan.....	40, 46
Incinerator (Garbage Collection and Disposal).....	7, 12, 16, 22
Income from Bond Sale—Capital.....	39
Income from Parking Lots.....	12
Inserting New Valves Account.....	50
Installation of Raw Water Booster Pumping Station.....	50
Interest on Bonded Debt.....	18, 25
Interest on Floating Debt.....	25
Interest—General Fund Investments.....	11
Interest on Investments.....	11
Interest—Overdue Taxes and Sewer Assessments.....	11
Interest, Rents, and.....	11
Interest on Special Investments.....	11
Inventory of Personal Property.....	137, 138
Inventory—Revolving Funds.....	2, 100
Inventory—Schools.....	2, 30
Investments.....	2
Investments—Capital Fund.....	2, 39
Investments—Federal Program Funds.....	2



# INDEX

ix

Investments—General Fund .....	2, 4
Investments—Sinking Funds .....	2, 75
Investments—Trust and Special Funds.....	2, 78-80
Jewish Orphanage of Rhode Island .....	17, 23
Jewish War Veterans—R. I. Post .....	19, 25
Johnson, Nellie Playground Fund .....	100, 101
Joseph Williams Field .....	62
Joslin Street Playground.....	57
Joslin Street Recreation Center Fire Damage .....	48, 62, 65
Joslin Street School Fire Damage Fund .....	49
Joslin Street Swimming Pool .....	57
Junior Police Camp.....	17, 23
King, Abby A. Trust Fund.....	79, 82
King, Abby A. Trust Fund Income.....	79, 82, 90
Knight and Codding Streets.....	58
Labor Day Celebration.....	19, 25
Law Department .....	15, 21
Legislative, Judicial and General Administrative Activities .....	11, 15, 21
Lippitt Hill Elementary School.....	49, 65
Lippitt Hill Playground.....	58
Liquor—City License Fees.....	10
Liquor—City Share—State Tax.....	10
Local #278, American Federation of State, County and Municipal Employees A. F. L.-C. I. O.....	78, 82, 90, 95
Local #799 International Association of Fire Fighters.....	79, 82, 91, 95
Local #958, American Federation of Teachers.....	82, 91, 95
Local #1033, Pavers, Ramblers, Curb Setters and Helpers A. F. L.....	79, 82, 91, 95
Local #1211 Providence School Employees Union .....	83, 91, 95
Local #1339 School Clerks Union .....	82, 91, 95
Local Share for Senior Citizens Center.....	18, 24
Lower South Providence Playground.....	58
Man, Anna H., Trust Fund.....	11, 79, 82, 91, 95
Man, Anna H., Trust Fund Income.....	82, 91, 96
Major Park Swimming Pool.....	58
Marshall H. Gould Fund.....	79, 82
Marshall H. Gould Fund Income.....	79, 82, 90, 95
Mary Swift Bragunn Fund.....	78, 82, 89
Mary E. Fogarty Recreation Rentals.....	82, 95
Mary E. Fogarty School Rentals.....	82, 95
Mary Elizabeth Sharpe Park Fund.....	100, 101, 103, 104
Mary Elizabeth Sharpe Tree Fund.....	18, 24
Mashapaug Pond .....	49, 64
Matured Bonds Payable.....	3, 4
Matured Bond Interest Payable.....	3, 4
Mayor's Office .....	11, 15, 21
Mayor's Summer Youth Program .....	12
Mayor's Traffic Safety Committee.....	12, 19
Mayor's Youth Employment Program .....	18, 24
Memorial Day Celebration.....	19, 25
Merino Park .....	58
Metcalf Field .....	58
Miscellaneous .....	12
Miscellaneous Activities .....	18, 24
Miscellaneous Water Extension Account.....	50
Modernizing Fire Department.....	45
Modernizing School Buildings II.....	45
Modernizing School Buildings III.....	45
Modernizing School Building IV.....	45
Mt. Hope Project R. I. R-18.....	49, 51, 64
Mount Pleasant Recreation Field.....	59
Moving Expenses for Trade School .....	19, 25
Municipal Christmas Observance.....	19, 25

Municipal Docks .....	7, 12, 16, 22
Municipal Dock—Extension to .....	40, 44, 53
Municipal Garage .....	11, 15, 21
Municipal Garage Revolving Fund .....	100, 101, 102, 103, 104
Municipal Golf Course .....	12, 17, 23
Municipal Wharf Shed—Loan Account .....	40, 44
Mutual Benefit Life Insurance .....	79, 82, 91, 96
Museum, Roger Williams Park .....	23
Nathaniel Greene Jr. High School Fire Damage Fund .....	49, 65
Neighborhood Youth Corps Program .....	82, 96
Nelson Street .....	59
Net Debt .....	140
Net City Appropriation—School Fund .....	34
Net Resources—Revolving Funds .....	3
Net Surplus .....	5
Net Surplus Receipts .....	5
Neutaconkanut Baseball Field .....	59
Neutaconkanut Park .....	59
New York Avenue Playfield .....	59
New Water Main Account .....	84, 93, 98
Nickerson House .....	17, 23
North Burial Ground Appropriation Account .....	18, 24
North Burial Ground Perpetual Care Fund .....	79, 82, 91, 96
North Burial Ground Perpetual Care Fund Income .....	79, 82, 91, 96
North Burial Ground Reserve Account .....	79, 83, 91, 96
North Burial Ground Revolving Fund .....	100, 101, 102, 103, 104
Notes Held By Banks—Capital .....	39
Notes Payable—Capital .....	3, 38
O'Brien Tot Park .....	59
Off-Street Parking Facilities .....	38, 40, 41, 46, 48, 51, 62
Olneyville Expressway (Dennis J. Roberts Expressway) Loan .....	44
Olneyville Expressway—Owners Escrow Funds .....	79
Operating Surplus Water .....	27
Overpayment of City Taxes .....	6, 8
Overpayment City Taxes Written Off .....	9
Overpayment of Sewer Rentals .....	8
Overpayment of Water Rates .....	6, 8
Parking Lots, Income From .....	12
Parking Meter Division .....	11
Parks Administration .....	23
Parks Department—Forestry .....	17
Parks General .....	17, 23
Parks General—Rents .....	12
Payment from General Fund .....	5
Payment of Checks Previously Written Off .....	9
Payments to Blue Cross & Physicians' Service .....	18, 24
Payments to Fire Pension Fund .....	12, 18, 24
Payments to Police Pension Fund .....	12, 18, 24
Payroll Refund Escrow Account .....	79, 83, 91
Pedestrian Shopping Mall Extensions and Additions .....	79, 83, 91, 96
Pedestrian Shopping Mall—Project APW R. I. 27-G .....	79, 83, 91, 96
Pensions .....	12, 18, 23
Permanent Improvements .....	2, 3, 38
Petty Cash .....	4
Planning and Urban Development .....	12, 18
Playfields, Playgrounds and Tot Lots .....	55-62
Plumbing, Drainage and Gas Piping .....	16, 22
Police Court .....	11, 15, 21
Police Court Fines .....	10
Police Department .....	11, 16, 21
Police Pensions .....	12, 18, 24
Potter, Gladys, Trust Fund .....	11, 79, 83, 91, 96
Potter, Gladys, Trust Fund Income .....	83, 91, 96
Premium on Bonds Sold .....	79, 83, 91, 96
Prepaid Expenditures 1968-1969 .....	2, 4, 6

Prior Year Adjustments and Cancellations.....	9
Probate Court .....	7, 11, 15, 21
Productive Real Estate.....	135, 136
Progress for Providence, Inc.—Office of Economic Opportunity.....	108, 109
Property Taxes .....	2, 4, 7, 10
Providence Animal Rescue League.....	17, 23
Providence Beautification Plan.....	19, 25, 79, 83, 91, 96
Providence Central Library Addition.....	40
Providence Civil Defense—Rev. Fd.....	100, 103
Providence Civilian Defense Council.....	12, 19, 25
Providence Human Relations Commission.....	19, 25, 100, 101
Providence Junior Fire Department—Rev. Fd.....	100, 102, 103
Providence Junior Police Camp Revolving Fund.....	100, 101, 102, 103, 104
Providence Lodge #3 Fraternal Order of Police.....	79, 83, 91, 96
Providence Municipal Employees Credit Union.....	79, 83, 91, 96
Providence Permanent Firemen's Relief Association.....	79, 83, 91, 96
Providence Police Association.....	79, 83, 91, 96
Providence Public Library.....	17, 23
Providence Public Library Bonds.....	44
Providence School Department—Community School Programs.....	109
Providence School Department—Neighborhood Youth Corps Program.....	110
Providence School Employees' Union Local #1211.....	83, 87, 91
Providence Teachers Credit Union.....	79, 83, 91, 96
Public Bath Houses.....	12, 17, 22
Public Buildings .....	16, 22
Public Celebrations .....	19, 25
Public Comfort Stations.....	12, 17, 22
Public Parks—Administration .....	17
Public Parks Forestry .....	17
Public Parks General.....	12, 17
Public Parks General—Rents.....	7, 12
Public Parks—Roger Williams Park.....	12, 17
Public Parks—Roger Williams Park—Rents.....	7
Public Safety .....	11, 16, 21
Public School Estates.....	12
Public School Estates Revolving Fund.....	17, 23, 100, 101, 102, 103
Public Schools .....	17, 23
Public Schools—Books and Equipment Account.....	17, 23
Public Welfare Administration Building.....	39, 40, 45, 49, 51, 63
Public Works Activities.....	12, 16, 22
Public Works—Administration .....	12, 16, 22
Public Works—Bridges .....	12, 16, 22
Public Works—Construction and Maintenance—Administration.....	16, 22
Public Works—Draw Bridge Operation.....	12, 16, 22
Public Works—Engineering Office.....	16, 22
Public Works—Environment Control.....	12, 16, 22
Public Works—Garbage Collection and Disposal (Incinerator).....	7, 12, 16, 22
Public Works—Garage and/or Municipal Garage and Warehouse Loan.....	40, 45
Public Works—Highways .....	7, 10, 12, 16, 22
Public Works—Highway Office Building and Garage Loan.....	40, 45
Public Works—Municipal Docks.....	7, 12, 16, 22
Public Works—Public Buildings.....	16, 22
Public Works—Refuse Collection and Disposal.....	12, 16, 22
Public Works—Revolving Funds.....	2
Public Works Revolving Fund Equipment.....	103
Public Works Revolving Fund Stores.....	103, 104
Public Works—Sanitation Division—Administration.....	16, 22
Public Works—Sewage Disposal.....	7, 12, 16, 22
Public Works—Sewage Pumping Station.....	16, 22
Public Works—Sewer Construction and Maintenance.....	12, 16, 22
Public Works—Sidewalk Contractors' Licenses.....	10
Public Works—Snow and Ice Removal.....	16, 22
Public Works—Street Cleaning.....	12, 16, 22
Public Works—Street Lighting.....	16, 22
Public Works Revolving Fund—Equipment.....	100, 101, 102
Public Works Revolving Fund—Stores.....	100, 101, 102
Purchasing Department—Municipal Garage Division.....	11, 15, 21
Purchasing Department—Purchasing Division.....	11, 15, 21
Purchasing Department—Purchasing Revolving Fund.....	100, 101, 102, 103, 104
Real Estate .....	2, 113-127
Real Estate—Acquired by City at Tax Sale.....	128-132
Real Estate—Charles H. Smith Estate.....	134

Real Estate—Dexter Donation.....	133
Real Estate—Fire Stations.....	125
Real Estate—Miscellaneous.....	117-119
Real Estate—Miscellaneous Public Buildings.....	116
Real Estate Sales Proceeds—North Burial Ground.....	79, 83
Real Estate—Parks and Playgrounds.....	114, 115
Real Estate—Police Stations.....	126
Real Estate—Productive.....	135, 136
Real Estate Property Valuation.....	139, 140
Real Estate—Public Schools.....	120-124
Real Estate Sales Proceeds.....	83, 92, 96
Real Estate Sales Proceeds—Roger Williams Park Land Disposition.....	79, 83, 92
Real Estate Sales Proceeds—Roger Williams Park Land Condemnation, State of Rhode Island.....	79, 83, 92, 96
Real Estate Sales Proceeds—Roger Wms. Park Land Easement.....	79, 83, 92, 96
Real Estate Sales Proceeds—Water Supply Board.....	83, 91, 96
Real Estate—Summary of.....	113-127
Real Estate—Trust and Special.....	2, 78-80, 133, 134
Real Estate—Water Supply Board.....	127
Receivables—Deducted Contra.....	4
Reconciliation Sheet—Revolving Funds.....	104
Recorder of Deeds.....	7, 11, 15, 21
Recreation Activities.....	12, 17, 23
Recreation, Department of.....	12, 17, 23
Recreation Facilities Bonds.....	44
Recreation Loan.....	44
Recreation Loan II.....	48, 54
Recreation Loan III.....	44, 48, 54
Recreation Loan IV.....	44, 48, 54
Recreation Loan V.....	39, 41, 48
Redevelopment Agency.....	64
Redevelopment Bonds.....	45, 70
Redevelopment Loan V.....	45
Refund of Blue Cross and Physicians Service.....	6
Refund of City Employees' Retirement System.....	6
Refund of Social Security Taxes.....	6
Refund of State Employees' Retirement System.....	6
Refund of Survivors Benefits.....	6
Refund of Prior Year Payments.....	6, 9
Refunding Bonds.....	2, 3, 38, 42, 45
Refunds of Collections—Prior Years.....	6, 9
Refuse Collection and Disposal.....	12, 16
Relief Fund for Firemen and Policemen.....	18, 24
Rents—City Property.....	7, 11
Rents and Interest.....	11
Rents—Off Street Parking Facilities.....	38, 40, 41, 46, 48, 51, 62
Repairs and Reconstruction of Bridges.....	48, 53
Reserve for Encumbrances—Capital.....	3
Reserve for Encumbrances—Federal Programs.....	3
Reserve for Encumbrances—General.....	3, 4, 8, 9
Reserve for Excess Receipts.....	13
Reserve for Extraordinary Expenditures 1968-1969.....	3, 4, 6, 9, 13
Reserve for Inventory—Schools.....	30
Reserve for Social Security Tax.....	6, 79, 83, 92, 97
Reserve for Specific Purposes.....	3, 4
Retirement of Floating Debt.....	25
Retirement of Serial Bonds.....	18, 25, 39
Retirement of Term Bonds—Capital.....	39
Revenue Available When Collected.....	3
Revenue Available When Collected—Capital.....	3, 38
Revenue Available When Collected—Revolving Funds.....	3, 100
Revenue Available When Collected—Schools.....	3
Revenue Available When Collected—Trust and Special.....	3, 78-80
Revenue for Extraordinary Expenditures 1968-1969.....	3, 4, 6, 9
Revolving Funds.....	99-104
Revolving Funds—Balance Sheet.....	100
R. I. M-1 Demolition Program Upper South Providence.....	79, 83, 92, 97
Rhode Island Historical Society.....	17, 23
Rhode Island Hospital—Ambulance Service.....	17, 23
Rhode Island Medical Care Fund.....	79, 83
Rhode Island Post Jewish War Veterans.....	19, 25
Rhode Island Tourist Association.....	17, 23
Roberts, Dennis J. Expressway.....	79
Roberts Expressway, Dennis J., Owners' Escrow Funds.....	83
Roger Williams—C. H. Smith Trust Fund—Unallocated Income Account.....	83, 92, 97

Roger Williams Park.....	12, 23
Roger Williams Park—Beautification Plan.....	49, 51, 54
Roger Williams Park—C. H. Smith Trust Fund—Revolving Fund.....	101, 102, 103, 104
Roger Williams Park—Christmas Display.....	19, 23
Roger Williams Park—Forestry.....	23
Roger Williams Park Greenhouses.....	49, 53
Roger Williams Park—Greenhouse Fire Fund.....	49, 53
Roger Williams Park—Museum.....	12, 17
Roger Williams Park—Phase I—Plains Exhibit.....	49, 54
Roger Williams Park Pool.....	60
Roger Williams Park—Repairs to Animal Barn.....	12
Roger Williams Park Restrooms.....	49, 54
Roger Williams Park Zoo Fund.....	49, 51, 54
Roger Williams Plat Water Service Account.....	100, 101, 102, 103, 104
Roosevelt Street Swimming Pool.....	100, 101
	60
Sackett Street.....	60
Saint Vincent DePaul Infant Asylum.....	17, 23
Samuel H. Tingley Trust Fund.....	11, 80, 83, 93, 97
Samuel H. Tingley Trust Fund Income.....	83, 93, 98
Sanitation Buildings Loan.....	40, 45, 48, 51, 53
Sanitation Division Administration.....	16, 22
Sanitation—Environment Control.....	16, 22
Sanitary Sewers Account.....	48, 51
Schedule B-1—General Fund—Estimated and Actual Revenues.....	10-13
Schedule B-2—General Fund—Appropriations, Expenditures and Unexpended Bal- ances.....	15-19
Schedule B-3—General Fund—Statement of Expenditures.....	21-25
Schedule B-4—General Fund—Water Department Operating Statement.....	27
Schedule D-1—School Fund—Estimated and Actual Revenue.....	32
Schedule D-1A—School Fund—Detail of Revenue and Cash Receipts.....	33
Schedule D-2—School Fund—Appropriations, Expenditures and Unencumbered Bal- ance of Appropriations.....	34
Schedule D-2A—School Fund—Details of Revenue Appropriation Expenditures.....	35
Schedule E-1—Capital Fund—Analysis of Capital Appropriations.....	48-50
Schedule E-1A—Capital Funds—Appropriation Receipts.....	51
Schedule E-1B—Capital Fund—Details of Cash Disbursements for Active Capital Accounts.....	52-71
Schedule G-1A—Trust and Special—Details of Cash Receipts.....	89-94
Schedule G-1B—Trust and Special—Details of Expenditures.....	94-99
Schedule H-1a—Revolving Funds—Details of Cash Receipts.....	102
Schedule H-1b—Revolving Fund—Statement of Expenditures.....	103
Schedule H-1c—Revolving Fund—Reconciliation of Expenditures.....	104
Schedule of Expenditures Trust and Special Funds.....	94-98
Schedule of Receipts Trust and Special Funds.....	89-93
School Athletic Fields.....	39, 45, 49, 51
School Athletic Fields Loan.....	39, 45
School Bonds of 1934.....	45
School Bonds of 1938.....	45
School Bonds of 1939.....	45
School Bonds of 1961.....	45
School Bonds of 1966.....	45
School Bonds of 1968.....	45
School Building Account.....	49, 71
School Department.....	5, 17, 23, 29-35
School Department—Books and Equipment Account.....	17, 23
School Disbursements.....	5
School Fund.....	29-36
School Fund—Encumbrances.....	31
School Loan.....	40, 41, 45
School—Classical-Central Education Center.....	39, 41, 49, 51, 64
School—Classical High—School Loan.....	39, 41, 49, 65
School Modernization Loans.....	39, 41, 45, 49, 64-67
School—Lippitt Hill Elementary School.....	49, 65
School Revenue.....	5, 30, 32, 33
Section I—General Fund.....	1-27
Section II—School Fund.....	29-35
Section III—Capital Fund.....	37-71
Section IV—Sinking Fund.....	73-75
Section V—Trust and Special Funds.....	77-98
Section VI—Revolving Funds.....	99-104
Section VII—Federal Programs Fund.....	105-110

Senator H. B. Anthony Prize Fund.....	78, 82, 89, 94
Senator H. B. Anthony Prize Fund Income.....	78, 82, 89, 94
Sewage Disposal.....	7, 12, 16, 22
Sewage Pumping Station.....	16, 22
Sewage Treatment Plant—Additions and Alterations.....	68
Sewage Treatment Plant Loan I.....	40, 46, 48, 68
Sewage Treatment Plant Loan II.....	46, 48, 68
Sewage Treatment Plant III.....	48, 68
Sewer Assessments.....	7, 10
Sewer Construction.....	46, 48
Sewer Construction Account.....	48
Sewer Construction—1964.....	48
Sewer Construction Bonds—1966.....	46
1963-1964 Sewer Construction Account.....	46
Sewer Construction and Maintenance.....	12, 16, 22
Sewer Construction Bonds—1954.....	46
Sewer Construction Bonds—1957.....	46
Sewer Fees—Lubec Street.....	79, 83, 92, 97
Sewer Loan.....	40, 46
Sewer 1950-52 Construction.....	46
Sewer Loan—1964.....	67
Sewer Rentals.....	7, 13
Shared State Taxes.....	10
Sharpe, Mary Elizabeth Park Fund.....	100, 101, 102, 103, 104
Sharpe, Mary Elizabeth Tree Fund.....	18, 24, 100, 101, 102, 103
Shipyard Playfield.....	60
Sidewalk Contractors' Licenses.....	10
Sidewalk and Curbing Assessments.....	11
Sinking Fund.....	73-76
Sinking Fund Balance Sheet.....	74
Sinking Fund Disbursements.....	75
Sinking Fund on 3% Basis.....	44-47
Sinking Fund Receipts.....	75
Sinking Fund—Water.....	75
Sludge Incinerator Loan Account.....	46, 48, 68
Slum Clearance and Redevelopment.....	39
Slum Clearance II.....	45, 49, 63
Slum Clearance III.....	45, 49, 65
Slum Clearance IV.....	45, 49, 64
Slum Clearance V.....	45
Slum Clearance VI.....	45
Smith, Charles H., City of Providence Trustee u/w.....	80, 83, 92, 97
Smith, Charles H., City of Providence Trustee u/w of—Real Estate Sales Proceeds—	
Condemnation Income.....	80, 83, 92, 97
Smith, Charles H., City of Providence Trustee u/w of—Real Estate Sales Proceeds—	
Superior Court.....	80, 83, 92
Smith, Charles H., City of Providence Trustee u/w of—Real Estate Sales Proceeds—	
Superior Court Income.....	80, 83, 92
Smith, Charles H., City of Providence Trustee u/w of—Real Estate Sales Proceeds—	
Condemnation.....	80, 83, 92, 97
Smith, Charles H., Trust Fund.....	80, 83, 92, 97
Smith, Charles H., Trust Fund—Income Account.....	80, 83, 92
Smith, Charles H., Trust Fund—Roger Williams Park—Unallocated.....	83, 92, 97
Smith Street Playground Extension.....	54
Snow and Ice Removal.....	16, 22
Soldiers' Burials.....	17, 23
South Providence Swimming Pool.....	61
South Providence School—Lower.....	58
Special Assessments.....	10
Specific Allocations Required by Law.....	5
Stanford Research Institute—Civil Defense Study.....	100, 101
State Grants-in-Aid.....	32
State of R. I. Realty Transfer Tax.....	80, 83, 92, 97
State Sales Tax—Water.....	80, 83, 92, 97
Statement of Accounts Payable—School Fund.....	31
Statement of Accounts Receivable—General Fund.....	47
Statement of Accounts Receivable—School Fund.....	2, 30
Statement of Appropriation Liabilities.....	8
Statement of Bonds Outstanding and Sinking Fund Requirement on 3% Basis.....	44-47
Statement of Cash Receipts and Disbursements—Capital Fund.....	39
Statement of Cash Receipts and Disbursements—General Fund.....	6
Statement of Cash Receipts and Disbursements—School Fund.....	31
Statement of Changes in Bonds Outstanding—Capital Fund.....	42
Statement of Changes in Taxes Receivable—General Fund.....	8
Statement of Expenditures—General.....	21-25

# INDEX

xv

Statement of Expenditures—Revolving Funds.....	103
Statement of Investments for Abby A. King Trust Fund.....	87
Statement of Investments for Charles H. Smith Trust Fund.....	88
Statement of Investments for City of Providence—Trustee u/w of Charles H. Smith.....	88
Statement of Investment for Dexter Donation Trust Fund.....	85
Statement of Investments for Dexter Donation Trust Fund Income.....	85
Statement of Investments for Ebenezer Knight Dexter Trust Fund.....	86
Statement of Investments for Emergency Public Improvement Fund.....	87
Statement of Investments for Gladys Potter Trust Fund.....	87
Statement of Notes Payable—Capital.....	41
Statement of Permanent Improvements—Capital Fund.....	40
Statement of Reserve for Specific Purposes.....	8
Statement of Revenue, Estimated and Actual—General Fund.....	10-13
Statement of Revenue, Estimated and Actual—School Fund.....	31, 34
Statistical Information.....	111-140
Street Cleaning.....	16-22
Street Lighting.....	12, 22
Structures and Zoning.....	11, 16, 22
Student Intern Program.....	18, 24
Suggestion Award Account.....	80, 83
Summertime Program Payroll Transfer Fund.....	80, 83, 92, 97
Summary of Cash Receipts and Disbursements—Revolving Funds.....	101
Summary of Cash Receipts and Disbursements—Sinking Funds.....	75
Summary of Cash Receipts and Disbursements—Trust and Special Funds.....	82-84
Summary General and School Fund Receipts and Expenditures.....	5
Summary of Inventories of Personal Property.....	137, 138
Summary of Real Estate.....	113
Superintendent of Weights and Measures.....	11, 16, 21

Table 1—Real Estate.....	113-134
Table 2—Productive Real Estate.....	135-136
Table 3—Inventory of Personal Property.....	137-138
Table 4—City Taxes and Valuation by Years.....	139
Table 5—Debt, Net Debt, Population and Valuation by Years.....	140
Tax Reverted Properties.....	2, 4, 8, 10
Tax Sheltered Annuities.....	83, 93, 97
Taxes—Abatements and Cancellations.....	8
Taxes—Collections.....	8
Taxes—Levied.....	8
Taxes—Receivable.....	8
Temporary Investments—Capital.....	39
Tillinghast Donation.....	80, 83
Tillinghast Donation Income Account.....	83, 92, 97
Tingley, Samuel H. Trust Fund.....	11, 80, 83, 93, 97
Tingley, Samuel H. Trust Fund Income.....	83, 93, 98
Title I ESEA (1965).....	108
Title III ESEA (1965).....	108
Tockwotten Park Swimming Pool.....	61
Tot Lots, Playgrounds, and Playfields.....	55-62
Traffic Engineering Department.....	11, 16, 22
Traffic Signal Installation Loan.....	40
Traffic Signal and Traffic Control Bonds 1957.....	46
Treasury Department.....	15, 21
Trust and Special Balance Sheet.....	78
Trust and Special—Detail of Cash Receipts.....	89-93
Trust and Special—Detail of Expenditures.....	94-98
Trust and Special Funds.....	77-98
Trust and Special—Investments Detail.....	78-80
Trust and Special Savings Bank Balances.....	80
Trust and Special—Statement of Investments for Dexter Donation Trust Fund.....	85
Trust and Special—Statement of Investments for Dexter Donation Trust Fund Income.....	85
Trust and Special—Summary of Cash Receipts and Disbursements.....	82-84

Unamortized Expenditures Made from Proceeds of Bonds and Notes Issued—Capital Fund.....	2
Unclaimed Bond Interest Payable—Water.....	8
Unclaimed Matured Bonds Payable—General.....	8
Unclaimed Estates.....	80, 83
Unclaimed Estates Income.....	12, 83, 93, 98
Unencumbered Appropriations.....	3

Unexpended Balances from Proceeds of Bonds and Notes Issued—Capital Fund.....	2
Unfunded Deficits .....	3, 4
United Fund Incorporated.....	80, 84, 93, 98
U. S. Department of Health, Education and Welfare.....	109
U. S. Department of Labor.....	110
Valley View Housing Fund.....	80
Valley View Housing Reserve.....	80, 84, 93, 98
Valuation by Years .....	139-140
Veterans of Foreign Wars.....	19, 25
Veterans of Foreign Wars State Convention .....	19, 25
V-J Day Celebration.....	19, 25
Vinton, Emmeline Owen Fund .....	80, 84, 98
Vinton, Emmeline Owen Fund Income.....	80, 84, 93
Vinton, Frederick Arnold, M.D., Fund.....	80, 84
Vinton, Frederick Arnold, M.D., Fund Income.....	80, 84, 93, 98
Viscolosi Tot Playground.....	61
Vital Statistics .....	10, 12, 22
Water Board Collection—City Collector.....	11, 15, 21
Water—Construction of Major Improvements to the Water Supply System.....	69
Water Department .....	7, 13
Water Department Additional Rapid Sand Filters.....	49, 69
Water Department Aqueduct Land Condemnation and Easement.....	69
Water Department Installation of Raw Water Booster Pumping Station.....	69
Water Dept.—Miscellaneous Water Extensions .....	70
Water Department Operating Statement General Fund.....	27
Water Department—Surplus .....	27
Water Depreciation and Extension Fund.....	80, 84, 93, 98
Water Disbursements .....	27
Water Distribution Reservoir.....	47
Water Improvements Plans and Specifications.....	39, 80, 84, 93, 98
Water Department—Inserting New Valves .....	69
Water Loans .....	39, 40
Water Meter Conversion Revolving Fund .....	100, 101, 102, 103
Water—Miscellaneous Extensions .....	70
Water—Plans for Development of Reservoirs .....	51
Water Dept.—Plans Big Wood River Reservoirs .....	70
Water Purification Works Improvements I.....	47
Water Revenue .....	27
Water Sinking Fund Debt.....	47
Water Stores Revolving Fund .....	100, 101, 102, 104
Water Supply Board.....	13, 25, 27
Water Supply Board—Accounting and Commercial Division.....	19, 25, 27
Water Supply Board—Administration.....	19, 25
Water Supply Board—Contributions to Employees' Retirement System.....	19, 25, 27
Water Supply Board—Federal Old Age and Survivors Insurance.....	19, 25, 27
Water Supply Board—Interest on Bonded Debt.....	19, 25, 27
Water Supply Board—Interest on Floating Debt.....	19, 25, 27
Water Supply Board—Retirement of Floating Debt.....	19, 25, 27
Water Supply Board—Retirement of Serial Bonds.....	19, 25, 27
Water Supply Board—New Water Main.....	84, 93, 98
Water Supply Board—Operating Surplus.....	27
Water Supply Board—Payment to Sinking Fund.....	19
Water Supply Board—Rents.....	27
Water Supply Board—Source of Supply.....	19, 25, 27
Water Supply Board—Taxes.....	19, 25, 27
Water Supply Board—Transmission and Distribution.....	19, 25, 27
Water Works Improvements.....	40
Welfare Activities .....	12, 17, 23
Welfare Administration .....	17, 23
Welfare Dept.—General Public Assistance.....	10, 12, 17, 23
West End Elmwood 3 Drop In Youth Center.....	84, 93, 98
Westminster Mall .....	7, 12
Westminster Pedestrian Mall.....	79, 83, 91, 96
West River Project—U.R. R. 1. 1-6.....	49, 64
Weybosset Hill Land Rental.....	80, 84, 93, 98
Weybosset Hill Renewal Project.....	49, 51, 64
Willard Center .....	62
Zoning Board of Review.....	12, 18, 24
Zoning Study U.P. Project No. R. I. P-17-G.....	80, 84



OFFICE OF THE CITY CONTROLLER

OCT 10 1969

TO THE HONORABLE JOSEPH A. DOORLEY, JR., MAYOR, AND  
THE HONORABLE THE CITY COUNCIL:

In compliance with the requirements of the City Ordinances there is submitted herewith the One Hundred and Twenty-first Annual Financial Report of the City Controller. Part I consists of financial exhibits and schedules of conditions and operations of the funds of the City and those under its control. Part II sets forth information in connection with real estate holdings and other facts of a general nature.

**PART I**

Part I consists of seven sections in accordance with the fund structure of the City. There are only two exhibits that pertain to more than one type of fund. These may be found in Section I. Their titles and brief description follows:

**EXHIBIT "A":**

A combined statement of the balance sheets of all seven funds.

**EXHIBIT "C":**

A combined summary of general and school fund receipts and expenditures.

The sections of this part of the report may be found in the following order:

1. GENERAL FUND
2. SCHOOL FUND
3. CAPITAL FUNDS
4. SINKING FUNDS
5. TRUST AND SPECIAL FUNDS
6. REVOLVING FUNDS
7. FEDERAL PROGRAMS FUNDS

The "Net Debt" of the City as of September 30, 1968 is set forth in the following analysis:

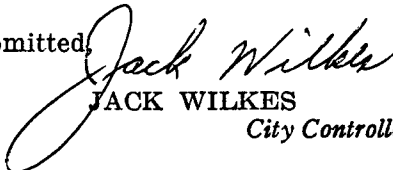
BONDED DEBT:	Sept. 30, 1968	Sept. 30, 1967	Increase Decrease* in Net Debt
Exhibit E-4A .....	\$58,113,000.00	\$54,956,000.00	\$ 3,157,000.00
LESS: SINKING FUNDS, PREMIUMS ON BONDS SOLD, HOUSING AUTHORITY RESERVE, AND CAPITAL DEBT FUND.			
Exhibit F Sinking Funds .....	\$ 175,621.40		
Exhibit G Premium on Bonds....	708.68		
Exhibit G Housing Authority Reserve .....	370,286.19		
Schedule E-1 Capital Debt Fund.....	—0—	546,616.27	
Exhibit F Sinking Funds .....	\$ 3,467,309.52		
Exhibit G Premium on Bonds....	13,418.00		
Exhibit G Housing Authority Reserve .....	333,586.47		
Schedule E-1 Capital Debt Fund.....	—0—	3,814,313.99	*3,267,697.72
NET BONDED DEBT.....	\$57,566,383.73	\$51,141,686.01	\$ 6,424,697.72
ADD:			
NOTES PAYABLE			
Exhibit E-3 .....	12,188,084.72	10,410,434.72	1,777,650.00
TOTAL NET DEBT.....	\$69,754,468.45	\$61,552,120.73	
INCREASE IN NET DEBT.....			\$ 8,202,347.72

## PART II

Schedule of Real Estate, Leases and Rentals owned or controlled by the City of Providence are included in this part, and were prepared by the Engineering Office of the Public Works Department.

Tables 3, 4, and 5 contain information in connection with personal property inventories, taxes, debt and population.

Respectfully submitted,

  
 JACK WILKES  
 City Controller

---

---

**PART I**

---

**SECTION I**

**General Fund**

---

---

## COMBINED BALANCE SHEET

September 30, 1968

## CITY OF PROVIDENCE

Assets	Total	General Fund	School Fund	Capital Fund	Sinking Fund	Trust and Special Funds	Revolving Fund	Federal Programs Fund
Cash .....	\$7,530,577.64	\$974,574.32	\$69,915.00	\$2,956,648.74	\$175,621.40	\$2,126,765.00	\$286,900.68	\$940,152.50
Cash on Deposit with Fiscal Agents for Payment of Bonds and Interest .....	29,483.94	29,483.94						
Cash on Deposit with Airlines .....	425.00	425.00						
Due from Other Funds .....	449,890.40	366,943.90					82,946.50	
Accounts Receivable (Deducted Contra) .....	1,616,481.58		50,674.85	16,525.00		1,549,281.73		
Property Taxes .....	5,336,627.83	5,336,627.83						
Tax Reverted Property .....	219,680.96	219,680.96						
State Grants-In-Aid .....	291,863.77	291,863.77						
Other .....	730,099.66	730,099.66						
Accounts Receivable (Not Deducted Contra) .....	7,334,381.71			45,600.00				7,288,781.71
Due from U.S. Government .....	3,045.56	3,045.56						
Prepaid (1968-1969) Expenditures .....	2,110,945.75							2,110,945.75
Due from City of Providence .....	133,994.11						133,994.11	
Other .....								
Inventory .....	274,968.11		152,907.25				122,060.86	
Fixed Assets .....	858,706.45						858,706.45	
Real Estate .....	3,172,069.95					3,172,069.95		
Investments .....	52,209,770.04	4,600,000.00		300,000.00		46,709,770.04		600,000.00
Unamortized Expenditures made from Proceeds of Bonds and Notes Issued for:								
Area Development .....	13,532,084.72			13,532,084.72				
Emergency Housing .....	1,066,000.00			1,066,000.00				
Permanent Improvements .....	52,541,611.98			52,541,611.98				
Refunding .....	841,000.00			841,000.00				
Unexpended Balance from Proceeds of Bonds and Notes Issued for:								
Permanent Improvements .....	2,320,388.02			2,320,388.02				
Capital Authorities Not Yet Hired for:								
Area Development .....	2,867,915.28			2,867,915.28				
Permanent Improvements .....	15,544,000.00			15,544,000.00				
Total Assets .....	\$171,016,012.46	\$12,552,744.94	\$273,497.10	\$92,031,773.74	\$175,621.40	\$53,557,886.72	\$1,484,608.60	\$10,939,879.96

Exhibit B	Exhibit D	Exhibit E	Exhibit F	Exhibit G	Exhibit H	Exhibit J
-----------	-----------	-----------	-----------	-----------	-----------	-----------

## CITY OF PROVIDENCE

3

Liabilities	Total	General Fund	School Fund	Capital Fund	Sinking Fund	Trust and Special Funds	Revolving Fund	Federal Programs Fund
Accounts Payable .....	\$1,473,600.84	\$881,508.43	\$60,225.75	.....	.....	\$472,705.15	\$59,161.51	.....
Reserve for Encumbrances.....	9,370,867.38	356,748.03	.....	\$3,537,393.47	.....	.....	.....	\$5,476,725.88
Due to Other Funds.....	425,957.99	.....	341,943.90	.....	.....	.....	81,753.43	2,260.66
Other Liabilities:								
Matured Bonds Payable.....	13,000.00	13,000.00	.....	.....	.....	.....	.....	.....
Matured Bonds Interest Payable.....	16,483.94	16,483.94	.....	.....	.....	.....	.....	.....
Notes Payable:								
Area Development .....	2,132,084.72	.....	.....	2,132,084.72	.....	.....	.....	.....
Permanent Improvements .....	10,056,000.00	.....	.....	10,056,000.00	.....	.....	.....	.....
Bond Outstanding:								
Area Development .....	11,400,000.00	.....	.....	11,400,000.00	.....	.....	.....	.....
Emergency Housing .....	1,066,000.00	.....	.....	1,066,000.00	.....	.....	.....	.....
Permanent Improvements .....	44,806,000.00	.....	.....	44,806,000.00	.....	.....	.....	.....
Refunding Loans .....	841,000.00	.....	.....	841,000.00	.....	.....	.....	.....
Revenue Available When Collected.....	8,200,627.10	6,603,272.22	50,674.85	16,525.00	.....	1,528,586.96	1,568.07	.....
Reserves:								
Specific Purposes .....	4,160.14	4,160.14	.....	.....	.....	.....	.....	.....
1968-1969 Extraordinary Expenditures.....	5,698,131.36	5,698,131.36	.....	.....	.....	.....	.....	.....
Inventory .....	113,387.80	.....	113,387.80	.....	.....	.....	.....	.....
Unencumbered Appropriations .....	23,686,872.67	.....	49,208.70	18,176,770.55	.....	.....	.....	5,460,893.42
Fund Balance .....	51,732,216.01	.....	.....	.....	\$175,621.40	51,556,594.61	.....	.....
Net Resources .....	1,342,125.59	.....	.....	.....	.....	.....	1,342,125.59	.....
Unfunded Deficits .....	1,362,503.08	1,020,559.18	341,943.90	.....	.....	.....	.....	.....
<b>Total Liabilities</b> .....	\$171,016,012.46	\$12,552,744.94	\$273,497.10	\$92,031,773.74	\$175,621.40	\$53,557,886.72	\$1,484,608.60	\$10,939,879.96
		<b>Exhibit B</b>	<b>Exhibit D</b>	<b>Exhibit E</b>	<b>Exhibit F</b>	<b>Exhibit G</b>	<b>Exhibit H</b>	<b>Exhibit J</b>

## GENERAL FUND

## BALANCE SHEET

September 30, 1968

Assets		Liabilities	
Cash:		Appropriation Liabilities (Exhibit B-4)	
In Depositories .....	\$969,469.32	Accounts Payable .....	\$ 881,508.43
Petty Cash .....	5,105.00	Reserve for Encumbrances .....	356,748.03
Total Cash (Exhibit B-1) .....	\$974,574.32	Total Appropriation Liabilities .....	\$1,238,256.46
Cash on Deposit with Fiscal Agents for payment of Bonds and Interest .....			
Deposit with Airlines .....	29,483.94	Other Liabilities:	
Due from Other Funds:	425.00	Matured Bonds Payable .....	\$ 13,000.00
Schools Fund .....	341,943.90	Matured Bond Interest Payable .....	16,483.94
		Total Other Liabilities .....	29,483.94
Receivable—Deducted Contra:		Contra Deducted Receivables:	
Accounts Receivable:		Accounts Receivable .....	\$6,066,727.49
(Exhibit B-2)		Due from State of Rhode Island .....	291,863.77
Property Taxes—Current .....	\$1,818,888.81	Tax Reverted Properties .....	219,680.96
Property Taxes—Prior .....	3,517,739.02	Due from Revolving Fund .....	25,000.00
Other .....	730,099.66	Total Contra Deducted Receivables .....	6,603,272.22
Due from Revolving Fund .....	25,000.00	Reserves:	
Due from State of Rhode Island:		Specific Purposes (Exhibit B-5) .....	\$ 4,160.14
Grant in Aid (G.P.A.) .....	291,863.77	Extraordinary Expenditures (1968-1969) .....	5,698,131.36
Tax Reverted Properties .....	219,680.96	Total Reserves .....	5,702,291.50
Investments .....	4,600,000.00	Unfunded Deficit (Exhibit B-6) .....	1,020,559.18
Prepaid (1968-1969) Expenditures .....	3,045.56	Total Liabilities .....	\$12,552,744.94
Total Assets .....	\$12,552,744.94		

Note: On October 1, 1968 Property Taxes in the Amount of \$35,691,919.89 become due and payable. They may be paid in four installments.

## Exhibit C

**Summary of General and School Fund Receipts and Expenditures**  
**For the Fiscal Year Ended September 30, 1968**

**Receipts:**

General (Schedule B-1) .....	\$47,281,483.38
School (Schedule D-1) .....	6,082,459.27
<b>Total Receipts</b> .....	<b>\$53,363,942.65</b>

**Expenditures:**

General (Schedule B-3) .....	\$44,531,553.75
School (Schedule D-2) .....	\$18,342,012.00
<b>Less:</b>	
Payment from General Fund (Included in Schedule B-3) .....	12,262,226.12      6,079,785.88
<b>Total Expenditures</b> .....	<b>50,611,339.63</b>

Gross Surplus Receipts..... \$ 2,752,603.02

## Deduct Specific Allocations Required by Law:

## School Department Unencumbered Appropriation Adjustment:

Current Year Balance (Schedule D-2).....	\$ 9,689.25		
Deduct Balance Carried Over from (1966-1967).....	7,015.86	\$ 2,673.39	2,673.39

NET SURPLUS RECEIPTS YEAR ENDED SEPTEMBER 30, 1968..... \$ 2,749,929.63

**GENERAL FUND**

**Statement of Cash Receipts and Disbursements**  
**For the Fiscal Year Ended September 30, 1968**

Cash Balance October 1, 1967.....		\$ 4,775,256.90
Receipts:		
Revenue—Schedule B-1 .....	\$47,281,483.38	
Non-Revenue:		
Overpayment of City Taxes .....	\$ 25,027.53	
Overpayment of Water Rates .....	23.52	
Refund of Prior Year Payments .....	580.86	
Refund of Blue Cross and Physicians Service .....	241.01	
Refund of Social Security Taxes .....	2,507.50	
Refund of Survivors Benefits.....	4.35	
Refund of Teachers Credit Union.....	1,013.38	
Refund of City Employees' Retirement System.....	80.47	
Refund of State Employees' Retirement System.....	1,190.16	
Total Non-Revenue Receipts .....	30,668.78	
<b>Total Receipts</b> .....		47,312,152.16
Total Cash Available .....		\$52,087,409.06
Disbursements:		
Revenue:		
Schedule B-2 .....	\$43,389,411.46	
Less (1968-1969) Expenditures Paid in (1967-1968).....	3,958.73	
		\$43,385,452.73
Non-Revenue:		
Refund of Blue Cross and Physicians Service .....	\$ 241.10	
Reserve for Extraordinary Expenditures .....	1,399,661.00	
Accounts Payable (Prior) .....	939,687.67	
Due to Other Funds .....	752,149.62	
Reserve for Social Security .....	2,507.50	
Overpayment of City Taxes .....	26,309.90	
Deficit Cumulated .....	54.41	
Refund of Collections—Prior Years .....	1,436.98	
Prepaid (1968-1969) Expenditures.....	3,045.56	
Refund of Survivors Benefits.....	4.35	
Refund of Teachers Credit Union.....	1,013.38	
Refund of City Employees' Retirement System.....	80.47	
Refund of State Employees' Retirement System.....	1,190.16	
Total Non-Revenue Disbursements .....	3,127,382.01	
<b>Total Disbursements</b> .....		46,512,834.74
Cash Balance September 30, 1968.....		\$ 5,574,574.32*

\*At September 30, 1968, \$4,600,000.00 of this amount was temporary investments.



Exhibit B-2

**GENERAL FUND****Statement of Accounts Receivable**

At September 30, 1968

Property Taxes—Current:			
	1967.....		\$ 1,818,888.81
Property Taxes—Prior:			
	1966.....	\$ 608,039.58	
	1965.....	517,695.05	
	1964.....	498,621.47	
	1963.....	451,641.35	
	1962.....	440,251.43	
	1961.....	488,217.51	
	1960.....	513,272.63	3,517,739.02
Total Property Taxes Receivable.....			\$ 5,336,627.83
Other Accounts Receivable:			
	Bureau of Licenses .....	\$ 430.00	
	Charles V. Chapin Hospital .....	26,285.35	
	Garbage Collection and Disposal .....	1,597.95	
	Highways .....	2,344.62	
	Municipal Docks .....	60,357.46	
	Probate Court .....	1,223.23	
	Public Parks General Rents .....	200.00	
	Roger Williams Park Rents .....	300.00	
	Recorder of Deeds .....	220.45	
	Rents .....	7,543.56	
	Sewer Assessments .....	40,444.08	
	Sewer Rentals .....	7,999.24	
	Sewage Disposal .....	295,231.64	
	Westminster Mall .....	577.50	
	Water .....	285,344.58	
Total Other Accounts Receivable .....			730,099.66
Total—General Fund .....			\$ 6,066,727.49

Exhibit B

Exhibit B-3

## GENERAL FUND

**Statement of Changes in Taxes Receivable**  
**For the Fiscal Year Ended September 30, 1968**

Taxes Receivable Balance October 1, 1967.....		\$ 5,308,604.59
Add:		
Taxes Levied .....		34,797,211.64
Total .....		<u>\$40,105,816.23</u>
Deduct:		
Collections .....	\$33,591,480.58	
Abatements and Cancellations .....	1,148,320.97	
Tax Reverted Properties .....	29,386.85	34,769,188.40
Taxes Receivable September 30, 1968.....		<u>\$ 5,336,627.83</u>

Exhibit B-4

## GENERAL FUND

**Statement of Appropriation Liabilities**  
**At September 30, 1968**

Accounts Payable:		
Current .....		\$ 881,508.43
Reserve for Encumbrances:		
Current .....	\$ 260,633.86	
Prior .....	96,114.17	356,748.03
Total .....		<u>\$ 1,238,256.46</u>

Exhibit B-5

## GENERAL FUND

**Statement of Reserves for Specific Purposes**  
**At September 30, 1968**

Overpayment—Sewer Rentals .....	\$ 3.84
Overpayment of Water Charges .....	84.26
Overpayment of City Taxes .....	3,057.04
Unclaimed Bonds Interest Payable—General .....	903.75
Unclaimed Bond Interest—Water .....	111.25
Total .....	<u>\$ 4,160.14</u>

Exhibit B

Exhibit B-6

**GENERAL FUND****Analysis of Unfunded Deficit****For the Fiscal Year Ended September 30, 1968**

Balance October 1, 1967.....			\$ 1,019,414.18
<b>Add:</b>			
Refund of Collections (Prior Years) .....	\$	3,465.44	
Prior Year Adjustments .....		10,499.09	
Payment of Checks Previously Written Off.....		54.41	14,018.94
Sub Total .....			\$ 1,033,433.12
<b>Deduct:</b>			
Prior Year Adjustments .....	\$	11,951.19	
Old Overpayment of City Taxes Written Off .....		4.13	
Reserve for Encumbrances Issued Prior to October 1, 1968.....		337.76	
Refund of Prior Payments .....		580.86	12,873.94
Balance September 30, 1968.....			\$ 1,020,559.18

Exhibit B

Exhibit B-7

**GENERAL FUND****Analysis of Current Year Surplus****At September 30, 1968**

Total Receipts—Schedule B-1 .....		\$47,281,483.38
<b>Less:</b>		
Expenditures—Schedule B-3 .....		44,531,553.75
Net Operating Surplus .....		\$ 2,749,929.63
<b>Less:</b>		
Amount Reserved for (1968-1969) Extraordinary Expenditures.....		2,749,929.63
Balance September 30, 1968.....	\$	—0—

## GENERAL FUND

## ESTIMATED AND ACTUAL REVENUES

For the Fiscal Year Ended September 30, 1968

	Budget Estimate	Net Actual Revenues	Budget Excess Deficiency	Comparison Deficiency
<b>PROPERTY TAXES:</b>				
Current Year's Levy.....	\$32,642,168.00	\$32,537,092.30		\$ 105,075.70
Previous Year .....	725,000.00	967,518.34	\$ 242,518.34	
Prior Years .....	85,000.00	86,869.94	1,869.94	
Tax Reverted Property Sales.....	4,000.00	7,132.66	3,132.66	
<b>Total—Property Taxes .....</b>	<b>\$33,456,168.00</b>	<b>\$33,598,613.24</b>	<b>\$ 247,520.94</b>	<b>\$ 105,075.70</b>
<b>SHARED STATE TAXES:</b>				
Horse Racing .....	\$ 985,000.00	\$ 1,063,390.93	\$ 78,390.93	
Liquor—State Tax .....	64,000.00	51,387.22		\$ 12,612.78
General City Purposes.....	753,600.00	753,000.00		600.00
<b>Total—Shared State Taxes.....</b>	<b>\$ 1,802,600.00</b>	<b>\$ 1,867,778.15</b>	<b>\$ 78,390.93</b>	<b>\$ 13,212.78</b>
<b>BUSINESS AND NON-BUSINESS LICENSES:</b>				
Liquor—City Licenses Fees.....	\$ 252,000.00	\$ 253,055.80	\$ 1,055.80	
Bureau of Licenses—Dog Licenses.....	5,200.00	5,262.60	62.60	
Bureau of Licenses—Entertainments, Etc.....	73,000.00	62,611.00		\$ 10,389.00
City Clerk—Auctioneers and Weighers.....	100.00	202.00	102.00	
Vital Statistics—Marriages, Etc.....	2,800.00	3,111.00	311.00	
Bureau of Licenses—Petroleum Storage.....	11,000.00	11,140.00	140.00	
Public Works:				
Sidewalk Contractors and Sewer Connections.....	500.00	470.00		30.00
Highway Privileges .....	700.00	515.00		185.00
Building Inspection Department:				
Structures and Zoning.....	45,000.00	46,962.95	1,962.95	
Plumbing, Drainage and Gas Piping.....	10,500.00	9,701.94		798.06
Electrical Installations .....	16,500.00	16,687.17		798.06
Air Pollution, Mechanical Equipment and Installations.....	15,000.00	22,475.79	7,475.79	
<b>Total—Business and Non-Business Licenses.....</b>	<b>\$ 432,300.00</b>	<b>\$ 432,195.25</b>	<b>\$ 11,297.31</b>	<b>\$ 11,402.06</b>
<b>SPECIAL ASSESSMENTS:</b>				
Sewers .....	\$ 20,000.00	\$ 18,439.56		\$ 1,560.44
<b>Total—Special Assessments .....</b>	<b>\$ 20,000.00</b>	<b>\$ 18,439.56</b>		<b>\$ 1,560.44</b>
<b>FINES, FORFEITS AND ESCHEATS:</b>				
Police Court Fines.....	\$ 250,000.00	\$ 315,571.00	\$ 65,571.00	
<b>Total—Fines, Forfeits and Escheats.....</b>	<b>\$ 250,000.00</b>	<b>\$ 315,571.00</b>	<b>\$ 65,571.00</b>	
<b>GRANTS-IN-AID (STATE OF RHODE ISLAND):</b>				
General Public Assistance.....	\$ 3,524,304.00	\$ 3,457,605.95		\$ 66,698.05
For Payment of School Debt.....	225,836.00	225,862.00	26.00	
In Lieu of Railroad Tax.....	120,400.00	120,475.78	75.78	
<b>Total—Grants-In-Aid .....</b>	<b>\$ 3,870,540.00</b>	<b>\$ 3,803,943.73</b>	<b>\$ 101.78</b>	<b>\$ 66,698.05</b>

## Schedule B-1—Continued

## GENERAL FUND

## ESTIMATED AND ACTUAL REVENUES

For the Fiscal Year Ended September 30, 1968

	Budget Estimate	Net Actual Revenues	Budget Excess	Comparison Deficiency
DONATIONS:				
Public Parks:				
Anna H. Man Trust Fund.....	\$ 15,300.00	\$ 15,453.19	\$ 153.19	
Samuel H. Tingley Trust Fund.....	4,425.00	4,531.29	106.29	
Gladys Potter Trust Fund.....	425.00	593.07	168.07	
<b>Total—Donations</b> .....	<b>\$ 20,150.00</b>	<b>\$ 20,577.55</b>	<b>\$ 427.55</b>	
RENTS AND INTEREST:				
Rental—City Property .....	\$ 53,000.00	\$ 51,156.91	\$ .....	\$ 1,843.09
Interest—Overdue Taxes and Sewer Assessments.....	90,000.00	105,730.04	15,730.04	
Interest—General Fund Investments.....	230,000.00	397,188.27	167,188.27	
Interest on Investments.....		71,243.51	71,243.51	
Housing Authority—City of Providence Valley View.....	56,700.00	56,700.00		
Housing Authority—City of Providence Low Cost.....	97,000.00	105,894.50	8,894.50	
Interest on Special Investments.....		4,363.26	4,363.26	
<b>Total—Rents and Interest</b> .....	<b>\$ 526,700.00</b>	<b>\$ 792,276.49</b>	<b>\$ 267,419.58</b>	<b>\$ 1,843.09</b>
DEPARTMENTAL REVENUES:				
Legislative, Judicial and General Administration:				
City Council .....		\$ 795.00	\$ 795.00	
City Clerk .....	\$ 800.00	849.89	49.89	
Board of Canvassers and Registration.....		118.00	118.00	
Probate Court .....	64,000.00	54,545.53		\$ 9,454.47
Police Court .....	38,000.00	30,425.00		7,575.00
Mayor's Office .....		143.25	143.25	
Recorder of Deeds.....	38,000.00	37,941.41		58.59
City Sergeant .....	2,000.00	1,897.92		102.08
Finance Administration:				
City Controller's Division.....	16,000.00	24,189.15	8,189.15	
Data Processing Division.....	57,000.00	68,749.86	11,749.86	
City Collector's Division.....		11,531.40	11,531.40	
City Collector's Division—Water Collections.....	38,000.00	30,407.93		7,592.07
Purchasing Department .....	5,000.00	5,360.25	360.25	
Municipal Garage .....		115.78	115.78	
Public Safety:				
Police Department .....	129,000.00	150,289.31	21,289.31	
Fire Department .....	28,000.00	28,719.92	719.92	
Superintendent of Weights and Measures.....	7,800.00	6,654.29		1,145.71
Parking Meter Division.....	94,000.00	89,620.41		4,379.59
Traffic Engineer .....		996.99	996.99	
Building Inspection Department:				
Structures and Zoning Division.....		183.00	183.00	

Schedule B-1—Continued

## GENERAL FUND

## ESTIMATED AND ACTUAL REVENUES

For the Fiscal Year Ended September 30, 1968

	Budget Estimate	Net Actual Revenues	Budget Comparison Excess	Deficiency
Public Works:				
Administration .....		50.00	50.00	
Sewage Disposal .....	155,000.00	363,131.75	208,131.75	
Garbage Collection and Disposal .....	23,000.00	41,489.22	18,489.22	
Refuse Collection and Disposal .....		393.75	393.75	
Highways .....	38,000.00	64,427.02	26,427.02	
Bridge Maintenance .....		8.43	8.43	
Sewer Construction and Maintenance .....	200.00	936.07	736.07	
Street Lighting .....		104.50	104.50	
Municipal Docks .....	310,000.00	309,934.79		65.21
Draw Bridge .....		192.73	192.73	
Environment Control .....		78.80	78.80	
Public School Estates .....	25,000.00			25,000.00
Health Activities:				
Vital Statistics .....	23,000.00	28,240.00	5,240.00	
Public Bath Houses .....	1,000.00	951.40		48.60
Public Comfort Stations .....	4,000.00	4,484.08	484.08	
Charles V. Chapin Hospital .....		598.06	598.06	
Welfare Activities:				
General Public Assistance—Administration .....		11.00	11.00	
General Public Assistance .....	34,000.00	39,563.97	5,563.97	
Recreation:				
General Parks .....		1,271.27	1,271.27	
Roger Williams Park .....	19,500.00	23,394.10	3,894.10	
General Parks—Rents .....	800.00	232.00		568.00
Roger Williams Park—Rents .....		600.00	600.00	
Municipal Golf Course .....	62,000.00	23,635.49		38,364.51
Forestry .....		2,005.49	2,005.49	
Roger Williams Park Museum .....		2.20	2.20	
Recreation .....	8,000.00	4,609.90		3,390.10
Pensions:				
Contributions to Retirement System .....		2,219.06	2,219.06	
Federal Old Age and Survivors Insurance .....		510.93	510.93	
Cost of Living Grant—Retired Employees .....		274.01	274.01	
Police Pension Fund .....	26,000.00	25,406.70		593.30
Fire Pension Fund .....	100.00	209.12	109.12	
Debt Service:				
Accrued Interest on Bonds Sold .....		1,956.67	1,956.67	
Miscellaneous:				
Zoning Board of Review .....	1,400.00	1,140.00		260.00
Building Board of Review .....	600.00	430.00		170.00
Housing Board of Review .....		50.00	50.00	
Westminster Mall .....		7,591.32	7,591.32	
Planning and Urban Development .....		4,996.69	4,996.69	
Miscellaneous .....	155,000.00	9,489.87		145,510.13
Contingencies .....		2,234.40	2,234.40	
Income from Parking Lots .....		49,636.04	49,636.04	
Mayor's Summer Youth Program .....		3,196.60	3,196.60	
Grants to Unremarried Widows of Policemen and Firemen .....		50.00	50.00	
Unclaimed Estates Income .....		292.92	292.92	
Blue Cross .....		1,167.65	1,167.65	
Demolition of Abandoned Property .....		1,150.00	1,150.00	
Mayor's Traffic Safety Committee .....		59.97	59.97	
Providence Civilian Defense .....	22,000.00	32,143.18	10,143.18	
<b>Total—Departmental Revenue .....</b>	<b>\$ 1,426,200.00</b>	<b>\$ 1,598,085.44</b>	<b>\$ 416,162.80</b>	<b>\$ 244,277.36</b>

## Schedule B-1—Continued

## GENERAL FUND

## ESTIMATED AND ACTUAL REVENUES

For the Fiscal Year Ended September 30, 1968

	Budget Estimate	Net Actual Revenues	Budget Excess	Comparison Deficiency
Sewer Rentals .....	\$ 140,000.00	\$ 146,585.89	\$ 6,585.89	.....
<b>Total Revenue—Excluding Water Department.....</b>	<b>\$41,944,658.00</b>	<b>\$42,594,066.30</b>	<b>\$ 1,093,477.78</b>	<b>\$ 444,069.48</b>
Water Department:				
Sale of Water.....	3,096,000.00	3,052,173.70	.....	43,826.30
Other .....	273,850.00	235,582.38	.....	38,267.62
<b>Total—Water Department .....</b>	<b>\$ 3,369,850.00</b>	<b>\$ 3,287,756.08</b>	<b>.....</b>	<b>\$ 82,093.92</b>
<b>Total Revenue—Including Water Department.....</b>	<b>\$45,314,508.00</b>	<b>\$45,881,822.38</b>	<b>\$ 1,093,477.78</b>	<b>\$ 526,163.40</b>
RESERVE RECEIPTS:				
Extraordinary Expenditures 1967-1968.....	\$ 1,399,661.00	\$ 1,399,661.00	.....	.....
<b>Grand Total Receipts.....</b>	<b>\$46,714,169.00</b>	<b>\$47,281,483.38</b>	<b>\$ 1,093,477.78</b>	<b>\$ 526,163.40</b>

## GENERAL FUND

## APPROPRIATION, EXPENDITURES AND UNEXPENDED BALANCES

For the Fiscal Year Ended September 30, 1968

Department	Budget	Additions	Transfers	Available Appropriations	Disbursements	Encumbrances	Unexpended Balances
<b>LEGISLATIVE, JUDICIAL AND GENERAL ADMINISTRATIVE ACTIVITIES:</b>							
City Council .....	\$ 81,941.00	.....	.....	\$ 81,941.00	\$ 67,274.00	\$ 1,038.65	\$ 13,628.35
City Clerk .....	54,564.72	.....	.....	54,564.72	52,554.79	1,304.01	705.92
Board of Canvassers and Registration .....	178,858.06	\$ 40,000.00	.....	218,858.06	145,575.21	31,645.76	41,637.09
Probate Court .....	52,824.84	.....	.....	52,824.84	48,567.30	1,604.93	2,652.61
Police Court .....	75,171.55	.....	.....	75,171.55	71,792.25	2,353.11	1,026.19
Mayor's Office .....	92,167.48	39,000.00	.....	131,167.48	119,562.02	4,378.52	7,226.94
Law Department .....	72,857.56	4,185.00	.....	77,042.56	74,508.50	2,005.10	528.96
Recorder of Deeds .....	71,733.40	.....	.....	71,733.40	66,473.43	4,165.10	1,094.87
City Sergeant .....	255,441.38	.....	.....	255,441.38	217,884.58	7,477.88	30,078.92
<b>Total—Legislative, Judicial and General Administrative Activities .....</b>	<b>\$ 935,559.99</b>	<b>\$ 83,185.00</b>	<b>—0—</b>	<b>\$ 1,018,744.99</b>	<b>\$ 864,192.08</b>	<b>\$ 55,973.06</b>	<b>\$ 98,579.85</b>
<b>FINANCE ADMINISTRATION:</b>							
Finance Director .....	\$ 76,028.96	.....	.....	\$ 76,028.96	\$ 71,149.51	\$ 1,993.71	\$ 2,885.74
City Controller:							
Accounting Division .....	152,144.06	\$ 7,976.00	\$ 8,000.00	168,120.06	159,197.73	7,045.48	1,876.85
Employees' Retirement Division .....	57,671.02	.....	7,000.00	64,671.02	58,814.47	2,290.69	3,565.86
Data Processing Division .....	250,000.00	.....	.....	250,000.00	219,028.54	16,230.87	14,740.59
City Collector:							
Collections—Exclusive of Water .....	153,499.92	.....	*15,935.00	137,564.92	117,613.37	8,266.28	11,685.27
Water Board Collections .....	30,232.04	.....	935.00	31,167.04	28,773.15	1,634.22	759.67
City Assessor .....	170,460.22	.....	.....	170,460.22	154,795.94	5,625.50	10,038.78
Purchasing Agent:							
Purchasing Division .....	101,820.28	.....	.....	101,820.28	90,095.42	2,336.88	9,387.98
Municipal Garage .....	88,556.10	.....	.....	88,556.10	81,221.25	1,603.84	5,731.01
Treasury Department .....	38,029.80	.....	.....	38,029.80	33,793.44	3,505.23	731.13
Board of Tax Assessment Review .....	16,971.00	.....	.....	16,971.00	16,709.83	212.59	48.58
<b>Total—Finance Administration .....</b>	<b>\$ 1,135,413.40</b>	<b>\$ 7,976.00</b>	<b>—0—</b>	<b>\$ 1,143,389.40</b>	<b>\$ 1,031,192.65</b>	<b>\$ 50,745.29</b>	<b>\$ 61,451.46</b>



Schedule B-2—Continued

## GENERAL FUND

## APPROPRIATION, EXPENDITURES AND UNEXPENDED BALANCES

For the Fiscal Year Ended September 30, 1968

Department	Budget	Additions	Transfers	Available Appropriations	Disbursements	Encumbrances	Unexpended Balances
<b>PUBLIC SAFETY:</b>							
Commissioner of Public Safety .....	\$ 76,646.04	.....	\$ 25.00	\$ 76,671.04	\$ 70,112.91	\$ 1,511.03	\$ 5,047.10
Police Department .....	4,187,880.94	\$ 70,000.00	*25.00	4,257,855.94	4,040,353.37	121,201.97	96,300.60
Fire Department .....	4,030,221.20	.....	.....	4,030,221.20	3,797,909.20	179,132.25	53,179.75
Superintendent of Weights and Measures .....	26,344.96	.....	.....	26,344.96	25,126.40	814.21	404.35
<b>Building Inspection Department:</b>							
Building Inspection .....	71,504.06	.....	.....	71,504.06	66,154.77	1,431.94	3,917.35
Structures and Zoning Division .....	97,626.20	.....	.....	97,626.20	81,312.02	1,725.76	14,588.42
Plumbing, Drainage and Gas Piping Div. ....	55,370.40	.....	.....	55,370.40	45,427.95	1,360.88	8,581.57
Electrical Installations Division .....	58,896.04	.....	.....	58,896.04	45,884.18	1,603.02	11,408.84
Air Pollution, Mechanical Equipment and Installations Division .....	61,782.24	.....	.....	61,782.24	43,194.60	1,268.39	17,319.25
Traffic Engineer .....	294,865.77	.....	.....	294,865.77	252,436.49	17,273.22	25,156.06
<b>Total—Public Safety .....</b>	<b>\$ 8,961,137.85</b>	<b>\$ 70,000.00</b>	<b>—0—</b>	<b>\$ 9,031,137.85</b>	<b>\$ 8,467,911.89</b>	<b>\$ 327,322.67</b>	<b>\$ 235,903.29</b>
<b>PUBLIC WORKS ACTIVITIES:</b>							
Public Works—Administration .....	\$156,499.74	.....	\$ 1,650.00	\$ 158,149.74	\$ 150,103.80	\$ 5,444.49	\$ 2,601.45
Engineering Office .....	240,187.08	.....	*450.00	239,737.08	232,280.54	6,224.16	1,232.38
<b>Sanitation Division:</b>							
Sanitation Division Administration .....	26,612.44	.....	*6,000.00	20,612.44	19,095.76	414.74	1,101.94
Street Cleaning Section .....	381,791.45	.....	*22,250.00	359,541.45	310,928.92	25,251.90	23,360.63
Sewage Pumping Station Section .....	95,458.80	.....	*6,100.00	89,358.80	81,382.68	2,685.02	5,291.10
Sewage Disposal Section .....	683,606.64	.....	9,200.00	692,806.64	625,508.39	61,344.76	5,953.49
Garbage Collection & Disposal Section .....	855,924.50	.....	28,300.00	884,224.50	854,306.03	27,003.23	2,915.24
Refuse Collection & Disposal Section .....	134,041.05	.....	*2,900.00	131,141.05	124,955.30	4,637.71	1,548.04
<b>Construction and Maintenance Division:</b>							
Construction and Maintenance Administration .....	12,064.60	.....	*6,000.00	6,064.60	3,667.05	.....	2,397.55
Highway Section .....	1,088,935.94	.....	5,000.00	1,093,935.94	903,622.12	60,607.59	39,706.23
Bridge Maintenance Section .....	61,219.40	.....	*1,742.00	59,477.40	47,167.08	3,191.28	9,119.04
Snow Removal Section .....	390,410.00	.....	.....	390,410.00	349,372.80	9,719.60	31,317.60
Sewer Construction & Maintenance Section .....	350,313.80	.....	*1,000.00	349,313.80	323,178.71	18,760.91	7,374.18
Public Building Section .....	101,618.44	.....	.....	101,618.44	85,000.59	2,546.55	14,071.30
<b>Public Service Division:</b>							
Street Lighting Section .....	534,104.02	.....	.....	534,104.02	437,610.14	43,387.88	53,106.00
Municipal Dock Section .....	59,681.24	.....	1,050.00	60,731.24	56,116.27	2,294.75	2,320.22
Draw Bridge Operation Section .....	59,939.19	.....	742.00	60,681.19	58,906.28	1,484.57	290.34
Environment Control .....	64,378.60	.....	500.00	64,878.60	61,678.16	2,561.08	639.36
<b>Total—Public Works Activities .....</b>	<b>\$ 5,296,786.93</b>	<b>—0—</b>	<b>—0—</b>	<b>\$ 5,296,786.93</b>	<b>\$ 4,814,880.62</b>	<b>\$ 277,560.22</b>	<b>\$ 204,346.09</b>

## HEALTH ACTIVITIES:

Vital Statistics .....	\$ 34,916.20	.....	\$ 34,916.20	\$ 31,204.58	\$ 1,345.84	\$ 2,365.78
Bath Houses .....	22,663.38	.....	22,910.29	16,374.33	508.76	6,027.20
Comfort Stations .....	63,777.74	.....	63,530.83	52,397.17	1,322.26	9,811.40
<b>Total—Health Activities .....</b>	<b>\$ 121,357.32</b>	<b>—0—</b>	<b>\$ 121,357.32</b>	<b>\$ 99,976.08</b>	<b>\$ 3,176.86</b>	<b>\$ 18,204.38</b>

## WELFARE ACTIVITIES:

Welfare Administration .....	\$ 35,091.14	.....	\$ 30,091.14	\$ 22,777.31	\$ 543.54	\$ 6,770.29
General Public Assistance—Administration .....	662,004.24	.....	652,004.24	533,803.98	18,114.50	100,085.76
General Public Assistance .....	2,661,300.00	\$ 235,000.00	2,911,300.00	2,875,204.63	12,950.50	23,144.87
<b>Total—Welfare Activities .....</b>	<b>\$ 3,358,395.38</b>	<b>\$ 235,000.00</b>	<b>\$ 3,593,395.38</b>	<b>\$ 3,431,785.92</b>	<b>\$ 31,608.54</b>	<b>\$ 130,000.92</b>

## RECREATION ACTIVITIES:

Parks—Administration .....	\$ 31,414.64	.....	\$ 31,714.64	\$ 30,833.65	\$ 694.41	\$ 186.58
General Parks .....	143,146.80	\$ 106.29	142,253.09	129,506.70	2,790.40	9,955.99
Roger Williams Park .....	367,521.92	153.19	370,575.11	355,844.71	12,552.55	2,177.85
Municipal Golf Course .....	91,567.66	.....	91,567.66	27,608.60	94.56	63,864.50
Parks Dept. Forestry .....	125,319.28	.....	125,319.28	108,046.93	6,644.15	10,628.20
Roger Williams Park Museum .....	34,079.40	.....	31,879.40	19,649.62	452.34	11,777.44
Recreation Department .....	598,690.13	.....	598,690.13	565,669.22	23,580.17	9,440.74
Junior Police Camp—Point Judith, R. I. ....	20,000.00	.....	20,000.00	20,000.00	.....	.....
<b>Total—Recreation .....</b>	<b>\$ 1,411,739.83</b>	<b>\$ 259.48</b>	<b>\$ 1,411,999.31</b>	<b>\$ 1,257,159.43</b>	<b>\$ 46,808.58</b>	<b>\$ 108,031.30</b>

## EDUCATION:

School Dept.—Exclusive of School Revenues .....	\$10,815,933.00	.....	\$10,815,933.00	\$10,815,933.00	.....	.....
Public School Estates Revolving Fund .....	25,000.00	.....	25,000.00	25,000.00	.....	.....
School Dept. Books and Equipment Acct. ....	100,000.00	.....	100,000.00	100,000.00	.....	.....
Grant to Providence Public Library .....	200,000.00	.....	200,000.00	200,000.00	.....	.....
Education Deficiency Appropriation .....	1,125,000.00	.....	1,125,000.00	1,125,000.00	.....	.....
<b>Total—Education .....</b>	<b>\$11,140,933.00</b>	<b>\$ 1,125,000.00</b>	<b>\$12,265,933.00</b>	<b>\$12,265,933.00</b>	.....	.....

## GRANTS TO OUTSIDE AGENCIES AND INSTITUTIONS:

Providence Animal Rescue League .....	\$ 500.00	.....	\$ 500.00	\$ 500.00	.....	.....
Rhode Island Hospital—Ambulance Service .....	22,000.00	.....	22,000.00	16,500.00	.....	\$ 5,500.00
St. Vincent DePaul Infant Asylum .....	2,000.00	.....	2,000.00	2,000.00	.....	.....
Jewish Orphanage of Rhode Island .....	1,000.00	.....	1,000.00	1,000.00	.....	.....
Soldiers' Burials .....	1,250.00	.....	1,250.00	675.00	.....	575.00
Providence Public Library .....	280,000.00	.....	280,000.00	280,000.00	.....	.....
Elmwood Public Library .....	21,500.00	.....	21,500.00	21,500.00	.....	.....
Rhode Island Historical Society .....	2,000.00	.....	2,000.00	2,000.00	.....	.....
Nickerson House .....	1,600.00	.....	1,600.00	1,600.00	.....	.....
Rhode Island Tourist Association .....	.....	\$ 1,000.00	1,000.00	1,000.00	.....	.....
Historical District Commission .....	1,000.00	.....	1,000.00	1,000.00	.....	.....
<b>Total—Grants to Outside Agencies and Institutions .....</b>	<b>\$ 332,850.00</b>	<b>\$ 1,000.00</b>	<b>\$ 333,850.00</b>	<b>\$ 327,775.00</b>	<b>—0—</b>	<b>\$ 6,075.00</b>

## GENERAL FUND

## APPROPRIATION, EXPENDITURES AND UNEXPENDED BALANCES

For the Fiscal Year Ended September 30, 1968

Department	Budget	Additions	Transfers	Available Appropriations	Disbursements	Encumbrances	Unexpended Balances
<b>PENSIONS:</b>							
Contributions to Employees' Retirement System (Exclusive of Water) .....	\$ 1,705,577.00			\$ 1,705,577.00	\$ 1,600,000.00		\$ 105,577.00
Contributions to Elected Officials Retirement System .....	21,395.15			21,395.15	21,395.15		
Federal Old Age and Survivors Insurance .....	408,000.00			408,000.00	272,149.46	\$ 99,629.55	36,220.99
Cost of Living Grant to Retired Employees .....	138,500.00			138,500.00	36,860.22	2,990.89	98,648.89
Payments to Police Pension Fund—(Established Prior to Oct. 1, 1923) .....	113,500.00			113,500.00	103,929.62		9,570.38
Payments to Fire Pension Fund—(Established Prior to Oct. 1, 1923) .....	131,000.00	\$ 109.12		131,109.12	123,725.76		7,383.36
Relief Fund for Firemen and Policemen .....	4,267.92			4,267.92	4,267.92		
<b>Total—Pensions</b> .....	<b>\$ 2,522,240.07</b>	<b>\$ 109.12</b>	<b>—0—</b>	<b>\$ 2,522,349.19</b>	<b>\$ 2,162,328.13</b>	<b>\$ 102,620.44</b>	<b>\$ 257,400.62</b>
<b>DEBT SERVICE:</b>							
Retirement of Serial Bonds .....	\$ 3,255,160.87			\$ 3,255,160.87	\$ 3,255,160.87		
Interest on Bonded Debt .....	1,701,939.75			1,701,939.75	1,558,265.66		\$ 143,674.09
<b>Total—Debt Service</b> .....	<b>\$ 4,957,100.62</b>	<b>—0—</b>	<b>—0—</b>	<b>\$ 4,957,100.62</b>	<b>\$ 4,813,426.53</b>	<b>—0—</b>	<b>\$ 143,674.09</b>
<b>MISCELLANEOUS ACTIVITIES:</b>							
Zoning Board of Review .....	\$ 29,597.52			\$ 29,597.52	\$ 28,566.89	\$ 557.11	\$ 473.52
Building Board of Review .....	8,918.00			8,918.00	8,554.26	91.20	272.54
Bureau of Licenses .....	48,485.37			48,485.37	45,621.52	1,910.15	953.70
Department of Planning and Urban Development .....	356,263.94			356,263.94	351,114.95	3,639.74	1,509.25
Contingencies .....	90,000.00	\$ 62,500.00		152,500.00	119,647.40	23,999.10	8,853.50
Automobile Accident Insurance Fund .....	6,000.00			6,000.00	6,000.00		
Mayor's Youth Employment Program .....		50,000.00		50,000.00	11,449.50		38,550.50
Grants to Unmarried Widows of Old Police and Fire Pension System Members .....	75,000.00			75,000.00	51,364.12	4,353.37	19,282.51
Payments to Blue Cross and Physicians Service .....	536,000.00			536,000.00	442,763.40	40,561.15	52,675.45
Community Mental Health Center .....	50,000.00			50,000.00	50,000.00		
Dutch Elm Disease Control .....	10,000.00			10,000.00	10,000.00		
Demolition of Abandoned Property .....	50,000.00			50,000.00	33,682.00	16,318.00	1,273.00
Local Share for Senior Citizens Center .....	6,500.00			6,500.00	5,227.00		
North Burial Ground Appropriation .....	17,000.00			17,000.00	17,000.00		
Student Intern Program .....	10,000.00			10,000.00	10,000.00		
Dr. Charles V. Chapin Memorial Award .....	500.00			500.00	439.20		60.80
Mary E. Sharpe Tree Fund .....		2,613.56		2,613.56	2,613.56		

	Providence Beautification Plan .....	2,000.00	.....	2,000.00	.....	\$ 1,338,813.68	\$ 108,942.06	\$ 144,548.72
	Mayor's Traffic Safety Committee .....	2,800.00	.....	2,800.00	.....			
	Hairs of Charles H. O'Connor .....	.....	533.99	533.99	.....			
	D'Averrazano Monument Committee .....	.....	1,500.00	1,500.00	.....			
	Moving Expenses for Trade School .....	.....	40,000.00	40,000.00	.....			
	Providence Civilian Defense Council .....	85,204.36	.....	85,204.36	.....			
	Fire Insurance Fund .....	10,000.00	.....	10,000.00	.....			
	Providence Human Relations Commission .....	40,887.72	.....	40,887.72	.....			
	Total—Miscellaneous Activities .....	\$ 1,435,156.91	\$ 157,147.55	\$ 1,592,304.46	--0--			

**PUBLIC CELEBRATIONS:**

MEMORIAL DAY OBSERVATIONS.									
Memorial Day:									
Veterans of Foreign Wars	400.00								
Disabled American Veterans, World War I	250.00								
American Legion	400.00								
R.I. Post Jewish War Veterans	250.00								
Fourth of July	2,500.00								
Labor Day	600.00								
Columbus Day	1,500.00								
Armistice Day—American Legion	150.00								
Armistice Day	1,000.00								
Municipal Christmas Observance	6,000.00								
Christmas Display at Roger Williams Park	2,000.00								
Decorating Public Buildings	1,000.00								
V.J. Day Celebration	1,000.00								
Veterans of Foreign Wars—State Convention		\$	500.00						
Black Arts Festival			2,000.00						
<b>Total—Public Celebrations</b>	\$ 17,050.00	\$	2,500.00	—0—					
<b>Total—Exclusive of Water</b>	\$41,625,721.30	\$	1,682,177.15	—0—					

WATER SUPPLY BOARD:

Administration	\$ 277,414.28	\$ 4,000.00	\$ 273,414.28	\$ 207,341.26	\$ 5,856.12	\$ 60,216.90
Source of Supply	445,794.16	*5,000.00	440,794.16	333,695.87	20,862.20	86,236.09
Transmission and Distribution	1,013,464.60	2,100.00	1,015,564.60	783,473.74	92,816.00	139,274.86
Accounting and Commercial Division	234,462.24	21,000.00	234,887.24	230,918.97	6,073.92	11,894.35
Taxes	600,000.00	14,425.00	600,000.00	572,595.59		27,404.41
Contributions to Employees' Retirement System	72,723.00	8,575.00	81,298.00	80,298.00		1,000.00
Federal Old Age and Survivors Insurance	38,700.00	2,000.00	40,700.00	29,667.39	10,536.13	496.48
Interest on Bonded Debt	122,382.00		122,382.00	122,381.25		75
Interest on Floating Debt	1,558.00		1,558.00	1,557.93		.07
Retirement of Serial Bonds	75,000.00		75,000.00	75,000.00		
Retirement of Floating Debt	59,350.00		59,350.00	59,350.00		
Payment to Sinking Fund	429,001.72	*18,100.00	410,901.72			410,901.72
<b>Total—Water</b>	<b>\$ 3,369,850.00</b>	<b>—0—</b>	<b>\$ 3,369,850.00</b>	<b>\$ 2,496,280.00</b>	<b>\$ 136,144.37</b>	<b>\$ 737,425.63</b>
<b>Total—General and Water</b>	<b>\$44,995,571.30</b>	<b>\$ 1,682,177.15</b>	<b>\$46,677,748.45</b>	<b>\$43,389,411.46</b>	<b>\$ 1,142,142.29</b>	<b>\$ 2,146,194.70</b>

**\*Denotes Decrease**

Schedule B-3

**GENERAL FUND**  
**STATEMENT OF EXPENDITURES**  
For the Fiscal Year Ended September 30, 1968

Department	Personal Services	Services Other Than Personal	Materials and Supplies	Special Items	Equipment Outlay	Structures and Improvements	Debt Service	Education	Total
<b>LEGISLATIVE, JUDICIAL AND GENERAL ADMINISTRATIVE ACTIVITIES:</b>									
City Council	\$ 52,181.27	\$ 8,901.20	\$ 325.24	\$ 6,904.94					\$ 68,312.65
City Clerk	51,111.77	1,126.46	1,015.08		\$ 605.49				53,858.80
Board of Canvassers and Registration	132,936.18	42,359.29	1,925.50						177,220.97
Probate Court	46,959.64	760.07	1,343.50		1,109.02				50,172.23
Police Court	68,372.17	3,741.32	1,734.27		297.60				74,145.36
Mayor's Office	96,866.42	15,932.60	2,385.94	411.50	8,344.08				123,940.54
Law Department	70,591.42	1,575.68	866.60		3,479.90				76,513.60
Recorder of Deeds	61,357.71	2,047.91	5,872.36		1,360.55				70,638.53
City Sergeant	146,756.24	68,274.56	10,021.35		310.31				225,362.46
<b>Total—Legislative, Judicial and General Administrative Activities</b>	\$ 727,132.82	\$ 144,719.09	\$ 25,489.84	\$ 7,316.44	\$ 15,506.95				\$ 920,165.14
<b>FINANCE ADMINISTRATION:</b>									
Finance Director	\$ 69,326.61	\$ 1,861.70	\$ 1,503.31		\$ 451.60				\$ 73,143.22
City Controller:									
Accounting Division	146,873.38	6,464.22	12,239.89		665.72				166,243.21
Employees' Retirement Div.	31,389.88	26,464.01	2,114.55		1,136.72				61,105.16
Data Processing Division		229,090.11	6,169.30						235,259.41
City Collector:									
Collections—									
Exclusive of Water	80,917.35	41,018.89	3,610.41	\$ 333.00					125,879.65
Water Board Collections	25,434.78	3,762.57	1,210.02						30,407.37
City Assessor	147,349.86	9,223.55	2,954.19		893.84				160,421.44
Purchasing Agent:									
Purchasing Division	83,389.09	2,265.12	2,471.38		4,306.71				92,432.30
Municipal Garage	72,164.90	3,373.76	5,220.43		2,066.00				82,825.09
Treasury Department	26,675.78	3,622.94	752.89	5,964.46	282.60				37,298.67
Board of Tax Assessment Review	16,464.60	332.00	125.82						16,922.42
<b>Total—Finance Administration</b>	\$ 699,986.23	\$ 327,478.87	\$ 38,372.19	\$ 6,297.46	\$ 9,803.19				\$ 1,081,937.94
<b>PUBLIC SAFETY:</b>									
Commissioner of Public Safety	\$ 71,224.51	\$ 46.79	\$ 127.64		\$ 225.00				\$ 71,623.94
Police Department	3,648,436.96	195,472.20	190,217.17	\$ 1,236.98	126,192.03				4,161,555.34
Fire Department	3,581,961.62	114,514.26	179,822.24	4,772.16	95,971.17				3,977,041.45
Superintendent of Weights & Measures	24,937.50	831.85	171.26						25,940.61
Building Inspection Dept.: Building Inspection Admin. ...	62,947.41	1,622.12	424.72		2,592.46				67,586.71

**GENERAL FUND**  
**STATEMENT OF EXPENDITURES**  
**For the Fiscal Year Ended September 30, 1968**

Department	Personal Services	Services Other Than Personal	Materials and Supplies	Special Items	Equipment Outlay	Structures and Improvements	Debt Service	Education	Total
Structures and Zoning Div.....	77,142.79	5,252.58	371.21	.....	271.20	.....	.....	.....	83,037.78
Plumbing, Drainage & Gas Piping Div.....	42,513.75	2,211.88	543.20	.....	1,520.00	.....	.....	.....	46,788.83
Electrical Installations Div.....	42,101.90	3,082.84	565.26	.....	1,737.20	.....	.....	.....	47,487.20
Air Pollution, Mechanical Equip. & Installations Div.....	41,347.21	2,811.65	304.13	.....	.....	.....	.....	.....	44,462.99
Traffic Engineer .....	162,145.78	41,584.72	42,147.95	.....	23,831.26	.....	.....	.....	269,709.71
<b>Total—Public Safety</b> .....	<b>\$ 7,754,759.43</b>	<b>\$ 367,430.89</b>	<b>\$ 414,694.78</b>	<b>\$ 6,009.14</b>	<b>\$ 252,340.32</b>	.....	.....	.....	<b>\$ 8,795,234.56</b>
<b>PUBLIC WORKS ACTIVITIES:</b>									
Public Works Administration .....	\$ 135,845.54	\$ 13,973.56	\$ 4,947.83	.....	\$ 781.36	.....	.....	.....	\$ 155,548.29
Engineering Office .....	229,500.72	7,237.26	1,766.72	.....	.....	.....	.....	.....	238,504.70
Sanitation Division:									
Sanitation Division Admin.....	17,258.34	2,133.57	118.59	.....	.....	.....	.....	.....	19,510.50
Street Cleaning Section .....	255,320.34	77,760.84	1,645.64	.....	1,454.00	.....	.....	.....	336,180.82
Sewage Pumping Sta. Sect.....	75,180.03	5,386.76	3,500.91	.....	.....	.....	.....	.....	84,067.70
Sewage Disposal Section .....	296,236.75	215,577.55	175,038.85	.....	.....	.....	.....	.....	686,853.15
Garbage Collection & Disposal Section .....	735,915.94	116,953.60	28,439.72	.....	.....	.....	.....	.....	881,309.26
Refuse Collection & Disposal Section .....	97,129.81	31,568.15	895.05	.....	.....	.....	.....	.....	129,593.01
Construction & Maintenance Division:									
Construction & Maintenance Administration .....	3,356.80	268.00	42.25	.....	.....	.....	.....	.....	3,667.05
Highway Section .....	771,817.06	178,492.00	103,920.65	.....	.....	.....	.....	.....	1,054,229.71
Bridge Maintenance Section .....	38,425.75	5,026.07	6,906.54	.....	.....	.....	.....	.....	50,358.36
Snow Removal Section .....	175,970.28	105,485.32	77,636.80	.....	.....	.....	.....	.....	359,092.40
Sewer Construction & Maintenance Section .....	268,048.15	56,078.21	17,813.26	.....	.....	.....	.....	.....	341,939.62
Public Buildings Section .....	82,161.66	4,487.82	774.96	.....	122.70	.....	.....	.....	341,939.62
Public Service Division:									
Street Lighting Section .....	5,906.95	475,091.07	.....	.....	.....	.....	.....	.....	480,998.02
Municipal Dock Section .....	37,176.65	18,079.55	2,958.02	.....	196.80	.....	.....	.....	58,411.02
Draw Bridge Operation Sect.....	58,857.71	1,072.65	460.49	.....	.....	.....	.....	.....	60,390.85
Environment Control .....	56,258.13	5,843.84	2,137.27	.....	.....	.....	.....	.....	64,239.24
<b>Total—Public Works Activities</b> .....	<b>\$ 3,340,366.61</b>	<b>\$ 1,320,515.82</b>	<b>\$ 429,003.55</b>	.....	<b>\$ 2,554.86</b>	.....	.....	.....	<b>\$ 5,092,440.84</b>
<b>HEALTH ACTIVITIES:</b>									
Vital Statistics .....	\$ 24,650.24	\$ 5,845.49	\$ 1,880.44	.....	\$ 174.25	.....	.....	.....	\$ 32,550.42
Bath Houses .....	13,832.25	1,362.23	1,688.61	.....	.....	.....	.....	.....	16,883.09
Comfort Stations .....	47,226.24	4,911.93	1,581.26	.....	.....	.....	.....	.....	53,719.43
<b>Total—Health Activities</b> .....	<b>\$ 85,708.73</b>	<b>\$ 12,119.65</b>	<b>\$ 5,150.31</b>	.....	<b>\$ 174.25</b>	.....	.....	.....	<b>\$ 103,152.94</b>

WELFARE ACTIVITIES:											
Welfare Administration .....	\$	22,741.64	\$	297.53	\$	281.68	.....	.....	.....	\$	23,320.85
General Public Assistance—Administration .....		493,573.15		45,956.41		12,388.92	.....	.....	.....		551,918.48
General Public Assistance .....		.....		812,620.81		481,908.37					2,888,155.13
<b>Total—Welfare Activities ....</b>	<b>\$</b>	<b>516,314.79</b>	<b>\$</b>	<b>858,874.75</b>	<b>\$</b>	<b>494,578.97</b>				<b>\$</b>	<b>3,463,394.46</b>
RECREATION:											
Parks:											
Administration.....	\$	29,042.21	\$	2,322.61	\$	99.95	.....	63.29	.....	\$	31,528.06
General Parks .....		121,790.48		4,015.31		5,424.83	.....	1,066.48	.....		132,297.10
Roger Williams Park .....		303,487.29		15,477.32		39,977.65	.....	9,455.00	.....		368,397.26
Municipal Golf Course .....		23,843.14		1,934.38		1,925.64	.....	.....	.....		27,703.16
Forestry .....		91,037.63		19,625.77		3,827.68	.....	200.00	.....		114,691.08
Roger Wms. Park Museum .....		14,870.74		3,034.42		2,015.73		86.07	.....		20,101.90
Recreation Department .....		461,844.30		47,787.37		65,849.15	.....	6,634.69	\$	7,133.88	589,249.39
Junior Police Camp .....		.....		.....		.....	.....	.....	.....		20,000.00
<b>Total—Recreation .....</b>	<b>\$</b>	<b>1,045,915.79</b>	<b>\$</b>	<b>94,197.18</b>	<b>\$</b>	<b>119,120.63</b>		<b>\$</b>	<b>17,505.53</b>	<b>\$</b>	<b>1,303,968.01</b>
EDUCATION:											
School Dept.—Exclusive of School Revenues .....		.....		.....		.....	.....	.....	.....	\$10,815,933.00	\$10,815,933.00
Public School Estates .....		.....		.....		.....	.....	.....	.....	25,000.00	25,000.00
Revolving Fund .....		.....		.....		.....	.....	.....	.....	100,000.00	100,000.00
School Dept. —Books and Equipment Account .....		.....		.....		.....	.....	.....	.....	200,000.00	200,000.00
School Dept. Grant to Providence Public Library .....		.....		.....		.....	.....	.....	.....	1,125,000.00	1,125,000.00
Education Deficiency Appropriation .....		.....		.....		.....	.....	.....	.....	\$12,265,933.00	\$12,265,933.00
<b>Total—Education .....</b>		.....		.....		.....	.....	.....	.....		
GRANTS TO OUTSIDE AGENCIES & INSTITUTIONS:											
Providence Animal Rescue League .....		.....		.....	\$	500.00	.....	.....	.....	\$	500.00
Rhode Island Hospital—Ambulance Service .....		.....		.....		16,500.00	.....	.....	.....		16,500.00
St. Vincent DePaul Infant Asylum .....		.....		.....		2,000.00	.....	.....	.....		2,000.00
Jewish Orphanage of R.I. ....		.....		.....		1,000.00	.....	.....	.....		1,000.00
Soldiers' Burials .....		.....		.....		675.00	.....	.....	.....		675.00
Providence Public Library .....		.....		.....		280,000.00	.....	.....	.....		280,000.00
Elmwood Public Library .....		.....		.....		21,500.00	.....	.....	.....		21,500.00
Historical District Commission .....		.....		.....		1,000.00	.....	.....	.....		1,000.00
R.I. Historical Society .....		.....		.....		2,000.00	.....	.....	.....		2,000.00
Nickerson House .....		.....		.....		1,600.00	.....	.....	.....		1,600.00
R.I. Tourist Association .....		.....		.....		1,000.00	.....	.....	.....		1,000.00
<b>Total—Grants to Outside Agencies and Institutions .....</b>	<b>\$</b>	<b>327,775.00</b>	<b>\$</b>	<b>327,775.00</b>		.....	.....	.....	.....	<b>\$</b>	<b>327,775.00</b>
PENSIONS:											
Contributions to Employees' Retirement System—(Exclusive of Water) .....		.....		.....		.....	.....	.....	.....	\$	1,600,000.00
Contributions to Elected Officials Retirement System .....		.....		.....		21,395.15	.....	.....	.....		21,395.15
Federal Old Age and Survivors Insurance .....		.....		.....		371,779.01	.....	.....	.....		371,779.01

Schedule B-3—Continued

# GENERAL FUND

## STATEMENT OF EXPENDITURES

For the Fiscal Year Ended September 30, 1968

Department	Personal Services	Services Other Than Personal	Materials and Supplies	Special Items	Equipment Outlay	Structures and Improvements	Debt Service	Education	Total
Cost of Living Grant to Retired Employees				39,851.11					39,851.11
Payments to Police Pension Fund—(Established Prior to Oct. 1, 1923)				103,929.62					103,929.62
Payments to Fire Pension Fund—(Established Prior to Oct. 1, 1923)				123,725.76					123,725.76
Relief Fund for Firemen and Policemen				4,267.92					4,267.92
<b>Total—Pensions</b>				\$ 2,264,948.57					\$ 2,264,948.57
<b>DEBT SERVICE:</b>									
Retirement of Serial Bonds							\$ 3,255,160.87		\$ 3,255,160.87
Interest on Bonded Debt							1,558,265.66		1,558,265.66
<b>Total—Debt Service</b>							\$ 4,813,426.53		\$ 4,813,426.53
<b>MISCELLANEOUS ACTIVITIES:</b>									
Zoning Board of Review	\$ 28,020.25	\$ 919.74	\$ 184.01						\$ 29,124.00
Building Board of Review	8,338.98	183.35	123.13						8,645.46
Bureau of Licenses	44,013.06	2,247.74	1,222.27		\$ 48.60				47,331.67
Department of Planning and Urban Development									
Contingencies	316,875.02	31,145.06	4,167.46	29.96	2,537.19				354,754.69
Automobile Accident Insurance	15,054.22	42,654.71	1,331.69	78,274.27	6,331.61				143,046.50
Mayor's Youth Employment Program	11,449.50			6,000.00					6,000.00
Grants to Unmarried Widows of Old Police and Fire Pension System Members									
Payments to Blue Cross and Physicians Service				55,717.49					55,717.49
Community Mental Health Center				483,324.55					483,324.55
Dutch Elm Disease Control				50,000.00					50,000.00
Demolition of Abandoned Property									
Local Share Senior Citizens Center				25,000.00					25,000.00
North Burial Ground Appropriation									
Student Intern Program									
Dr. Charles V. Chapin Memorial Award Committee				17,000.00					17,000.00
Mary E. Sharpe Tree Fund				10,000.00					10,000.00
				439.20					439.20
				2,613.56					2,613.56



[illegible]

Schedule B-4

**GENERAL FUND**  
**WATER DEPARTMENT OPERATING STATEMENT**  
**For the Fiscal Year Ended September 30, 1968**

**Operating Revenue:**

Sale of Water:		
Metered .....	\$ 3,052,173.70	
Hydrants .....	109,562.48	\$ 3,161,736.18

**Other Revenue:**

Other .....		125,605.52
<b>Total Operating Revenue</b> .....		<b>\$ 3,287,341.70</b>

**Less Operating Revenue Expenditures:**

Operating Expenditures:		
Administration .....	\$ 213,197.38	
Source of Supply .....	354,558.07	
Transmission and Distribution .....	876,289.74	
Accounting and Commercial Division .....	236,992.89	
Taxes .....	572,595.59	2,253,633.67

<b>Operating Surplus</b> .....		<b>\$ 1,033,708.03</b>
--------------------------------	--	------------------------

**Non-Operating Revenue and Revenue Expenditures:**

Non-Operating Revenue Expenditures:		
Contributions to Employees' Retirement System .....	\$ 80,298.00	
Federal Old Age and Survivors Insurance .....	40,203.52	
Interest on Bonded Debt .....	122,381.25	
Interest on Floating Debt .....	1,557.93	
Retirement of Serial Bonds .....	75,000.00	
Retirement of Floating Debt .....	59,350.00	\$ 378,790.70

**Less: Non-Operating Revenue:**

Rent from Non-Operating Property .....	414.38	
<b>Net Non-Operating Deductions</b> .....		<b>378,376.32</b>
<b>Net Water Department Surplus</b> .....		<b>\$ 655,331.71</b>

---

## **SECTION II**

### **School Fund**

---

Exhibit D

**SCHOOL FUND****BALANCE SHEET**

September 30, 1968

<b>Assets</b>		
Cash (Exhibit D-1) .....		\$ 69,915.00
Receivables: Deducted Contra:		
Accounts Receivable (Exhibit D-2) .....	\$ 21,713.48	
Due from Progress for Providence—New Careers.....	28,961.37	50,674.85
Inventories: With Reserves Contra:		
Public School Book Inventory .....	317.49	
Non-Public School Book Inventory .....	58,435.93	
Equipment Inventory .....	19,690.03	
Library Book Inventory .....	34,944.35	113,387.80
*Inventories: With Reserve Contra:		
Materials and Supplies Inventory .....	32,952.79	
Work-In-Process Inventory .....	6,485.41	
Postage Inventory .....	81.25	39,519.45
<b>Total Assets</b> .....		<u>\$273,497.10</u>
<b>Liabilities and Reserves</b>		
Accounts Payable .....	\$ 60,225.75	
Due to General Fund .....	341,943.90	
<b>Total Liabilities</b> .....		\$402,169.65
Receivables: Deducted Contra:		
Accounts Receivable .....		21,713.48
Reserves:		
Reserve—for Due from Progress for Providence—New Careers.....	28,961.37	
Inventory Reserve—Books and Equipment .....	113,387.80	
*Value of Stores Inventory .....	39,519.45	
Unencumbered Balance of Appropriations.....	9,689.25	191,557.87
Cumulated Deficit .....		341,943.90
<b>Total Liabilities and Reserves</b> .....		<u>\$273,497.10</u>

Exhibit D-1

**SCHOOL FUND****STATEMENT OF CASH RECEIPTS AND DISBURSEMENTS**

For the Fiscal Year Ended September 30, 1968

Cash Balance—October 1, 1967.....		\$ 298,905.66
Receipts:		
Revenue—Schedule D-1 .....	\$ 6,082,459.27	
Net City Appropriation .....	12,262,226.12	
Total Receipts .....		18,344,685.39
Total Cash Available.....		18,643,591.05
Disbursements:		
Revenue—Schedule D-2 .....	18,342,012.00	
Less:		
1967-1968 Expenditures Paid in 1968-1969.....	60,225.75	
Sub Total .....	18,281,786.25	
Add:		
1966-1967 Expenditures Paid in 1967-1968.....	\$267,906.52	
Accounts Payable—Prior .....	23,983.28	291,889.80
Total Expenditures .....		18,573,676.05
Cash Balance—September 30, 1968.....		\$ 69,915.00

Exhibit D

Exhibit D-2

**SCHOOL FUND****STATEMENT OF ACCOUNTS RECEIVABLE**

At September 30, 1968

General School Revenue .....	\$ 21,713.48
Total Accounts Receivable .....	\$ 21,713.48

Exhibit D

Exhibit D-3

**SCHOOL FUND****STATEMENT OF ACCOUNTS PAYABLE**

At September 30, 1968

Accounts Payable:	
Current .....	\$ 60,225.75
Total Accounts Payable .....	\$ 60,225.75

Exhibit D

Schedule D-1

**SCHOOL FUND**  
**ESTIMATED AND ACTUAL REVENUE**

At September 30, 1968

	Budget Estimate	Net Actual Revenue	Budget Excess	Comparison Deficiency
State Grants in Aid:				
Aid to Education .....	\$ 4,992,054.00	\$ 4,509,954.00	.....	\$ 482,100.00
Departmental Revenue .....	682,933.00	1,572,505.27	889,572.27	.....
Totals .....	\$ 5,674,987.00	\$ 6,082,459.27	\$ 889,572.27	\$ 482,100.00

Schedule D-2

**SCHOOL FUND****DETAILS OF REVENUE CASH RECEIPTS**

For the Fiscal Year Ended September 30, 1968

Grants-in-Aid:			
State Aid to Education .....			\$ 4,509,954.40
Departmental Revenue:			
Tuitions .....		\$ 137,102.40	
Reimbursed Salaries:			
Brown University .....	\$ 2,480.00		
Providence College .....	1,200.00		
Bryant College .....	300.00		
Rhode Island College .....	87,447.12		
Rhode Island School of Design .....	1,100.00		
University of Rhode Island .....	1,350.00		
Barrington College .....	800.00		
Salve Regina College .....	400.00	95,077.12	
Refunds:			
Refund on Bills .....	14,890.36		
Refund on Payrolls .....	59,199.28	74,089.64	
Books and Supplies .....	1,112.34		
Fines and Property Damage .....	313.27		
Telephone .....	578.80		
Use of Buildings and Tennis Court .....	7,018.00		
Miscellaneous .....	169.24		
Vending Machine Receipts .....	359.02		
Test Scoring Receipts .....	79.50		
Merchandise Sold .....	1,138.79		
Transportation Reimbursement .....	182.69		
Reimbursed Salaries—Recreation Department .....	10,605.73		
Reimbursed Salaries—Board of Canvassers .....	1,683.60		
School Activities .....	100,940.13		
School Cafeterias .....	37,709.93		
Schools Stadium .....	8,230.71		
Title 3 National Defense Education Act .....	10,580.40		
Reimbursement Neighborhood Youth Corps .....	248.98		
Reimbursement New Careers Program—Administrative Services .....	29,852.00		
Reimbursed Bus Drivers—Salaries—Recreation Dept. ....	90.00		
Reimbursed Teachers Salaries—Apprenticeship Training Program .....	9,373.50		
Vocational Act 1963 Work Study Program .....	29,181.61		
Reimbursement Contributions to State Teachers Retirement System .....	33,857.46		
Title IIB Adult Basic Education .....	52,089.88		
Reimbursement Federal Anti-Poverty Program .....	287,173.75		
Reimbursement Blue Cross .....	3,307.75		
Reimbursement State of Rhode Island Equipment .....	3,825.00		
Reimbursement Title VA National Defense Education Act .....	643.67		
Federal Government—Maintenance and Operation of Schools .....	183,335.00		
Vocational Act 1963 Work Study Program (100% Reimbursement) .....	14,329.55		
Reimbursement State of R. I.—Urbanized and Low Income Area			
Program Chapter 225, Public Laws 1967 .....	438,225.81	1,266,236.11	
Total Departmental Revenue .....			1,572,505.27
Total Revenue Receipts .....			\$ 6,082,459.27

Schedule D-2

**SCHOOL FUND****APPROPRIATIONS, EXPENDITURES AND UNENCUMBERED BALANCE OF APPROPRIATIONS****For the Fiscal Year Ended September 30, 1968**

---

**Appropriations:**

Unencumbered Balance (1966-1967).....	\$ 7,015.86
Net City Appropriation—Current Year .....	12,262,226.12
School Revenue (Schedule D-1) .....	6,082,459.27
Total Appropriations .....	<u>\$18,351,701.25</u>

**Expenditures:**

Disbursements (Schedule D-2a) .....	18,342,012.00
Unencumbered Balance of Appropriations .....	<u>\$ 9,689.25</u>

---

**Exhibit D**



Schedule D-2a

**SCHOOL FUND**  
**DETAILS OF APPROPRIATION EXPENDITURES**  
**For the Fiscal Year Ended September 30, 1968**

Salaries:			
Personnel Services .....			\$14,581,590.94
Expenses:			
Blue Cross and Physicians Service .....		\$ 365,289.25	
Books .....		125,959.89	
Subscriptions .....		15,239.84	
Printing and Binding .....		2,208.74	
Services other than Personal .....		47,078.06	
Professional Fees .....		292,001.11	
Crossing Guards .....		130,000.00	
Miscellaneous .....		5,408.14	
Equipment and Supplies:			
Automotive Equipment and Supplies .....	\$ 9,510.83		
Athletic Equipment and Supplies .....	12,688.69		
Educational Equipment and Supplies .....	212,088.64		
Maintenance Equipment and Supplies .....	76,944.05		
Janitorial Supplies .....	99,582.79		
Furniture and Furnishings .....	66,848.60		
Office Equipment and Supplies .....	28,412.89		
Lumber and Hardware .....	23,700.30	529,776.79	
Fuel .....		236,223.88	
Postage, Freight and Express .....		5,062.00	
Repairs .....		130,116.61	
Rentals and Leases .....		18,480.00	
Utilities:			
Electrical Service .....	\$ 164,918.50		
Telephone and Telegraph .....	46,395.64		
Gas .....	11,099.66		
Water .....	9,489.11	231,902.91	
Tuitions .....		41,174.17	
School Activities .....		100,962.54	
Stadium .....		8,631.80	
Travel Expenses:			
Automobile Allowances .....	\$ 30,715.16		
Travel and Subsistence .....	4,490.00		
Transportation .....	304,488.47	339,693.63	
Insurance:			
Liability Insurance .....	\$ 1,942.00		
Insurance, other .....	30.00	1,972.00	
Pensions:			
Contributions to Employees Retirement System—City of Providence.....	\$ 182,682.64		
Contributions to Employees Retirement System—State of R.I.....	464,666.94		
Contributions to Survivors Benefits—State of R. I.....	10,872.00		
Contributions to Federal Old Age and Survivors' Benefits .....	475,922.56	1,134,144.14	
Total Expenses .....			3,761,325.50
Total .....			\$18,342,916.44
Less:			
Adjustment for Expenditure Discounts .....			904.44
Total Expenditures .....			\$18,342,012.00

Exhibit D-1

---

---

## **SECTION III**

### **Capital Funds**

---

---

Exhibit E

## CAPITAL FUNDS

## BALANCE SHEET

September 30, 1968

Assets		Liabilities	
Cash: (Exhibit E-1)		Reserve for Encumbrances:	
Bond Appropriations	\$ 2,395,180.80	Bond Appropriations	\$ 3,358,166.78
Special Authorities	561,467.94	Special Authorities	179,226.69
Total	\$ 2,956,648.74	Total	\$ 3,537,393.47
Temporary Investments	300,000.00		
Accounts Receivable—(Deducted Contra):		Notes Payable: (Exhibit E-3)	
Rents—Off Street Parking Facilities	16,525.00	Area Development	\$ 2,132,084.72
		Permanent Improvements	10,056,000.00
Due from U.S. Government:		Total	12,188,084.72
Federal Water Pollution Act	45,600.00		
Unamortized Expenditures made from			
Proceeds of Bonds and Notes Issued for:		Bonds Outstanding: (Exhibit E-4)	
Area Development	\$13,532,084.72	Area Development	\$11,400,000.00
Emergency Housing	1,066,000.00	Emergency Housing	1,066,000.00
Permanent Improvements	52,541,611.98	Permanent Improvements	44,806,000.00
Refunding	841,000.00	Refunding Loans	841,000.00
Total	67,980,696.70	Total	58,113,000.00
Unexpended Balances from Proceeds of Bonds			
and Notes Issued for:		Revenue Available When Collected	16,525.00
Area Development	—0—		
Permanent Improvements	\$ 2,320,388.02		
Total	2,320,388.02		
Capital Authorities Not Yet Hired for:		Capital Appropriation Balances:	
Area Development	\$ 2,867,915.28	Area Development	\$ 8,457.22
Permanent Improvements	15,544,000.00	Permanent Improvements	15,605,913.11
Total	18,411,915.28	Special Authorities	2,562,400.22
		Total	18,176,770.55
Total Assets	\$92,031,773.74	Total Liabilities	\$92,031,773.74

Exhibit E-1

## CAPITAL FUNDS

## STATEMENT OF CASH RECEIPTS AND DISBURSEMENTS

For the Fiscal Year Ended September 30, 1968

Cash Balance, October 1, 1967 .....		\$ 2,190,692.60
Receipts:		
Appropriation Receipts (Schedule E-1a) .....	\$ 2,445,400.27	
From Sinking Funds:		
For Retirement of Serial Bonds (Bond Premium) .....	14,916.13	
Accrued Interest on Bonds Sold .....	1,956.67	
Income from Bond Sale .....	8,000,000.00	
For Retirement of Term Bonds .....	1,500,000.00	
Notes Issued for:		
Highway — 1964 .....	\$ 136,000.00	
School Athletic Fields .....	348,000.00	
Classical-Central Education Center I .....	265,000.00	
Classical-Central Education Center II .....	760,000.00	
School Modernization and Construction II .....	85,000.00	
Classical High School .....	1,000,000.00	
Public Welfare Administration Building .....	309,000.00	
Recreation V .....	386,000.00	
Water Improvements .....	2,310,000.00	
Slum Clearance and Redevelopment .....	1,686,000.00	
Additions and Alterations to Providence Public Library .....	213,000.00	7,498,000.00
Temporary Investments .....		12,922,103.44
Total Receipts .....		32,382,376.51
Total Available .....		\$34,573,069.11
Disbursements:		
Appropriation Expenditures (Schedule E-1) .....	\$11,216,444.13	
Serial Bonds Paid (Bond Premium) .....	14,916.13	
Term Bonds Paid .....	1,500,000.00	
Notes Paid:		
School Athletic Fields .....	\$ 495,000.00	
Classical Central Education Center I .....	3,887,000.00	
Public Welfare Administration Building .....	1,279,000.00	5,661,000.00
Temporary Investments .....		13,222,103.44
Accrued Interest on Bonds Sold:		
Paid to General Fund .....	1,956.67	
Total Disbursements .....		31,616,420.37
Cash Balance, September 30, 1968 .....		\$ 2,956,648.74

Exhibit E

Exhibit E-2

## CAPITAL FUNDS

## STATEMENT OF PERMANENT IMPROVEMENTS

For the Fiscal Year Ended September 30, 1968

---

---

Bridge Repair and Reconstruction .....	\$ 1,200,000.00
Highways .....	5,086,726.21
Hurricane Barrier .....	3,557,752.98
Incinerator and Sludge Disposal .....	1,426,000.00
Municipal Dock Extension .....	1,823,335.95
Municipal Wharf Shed .....	637,000.00
Off-Street Parking Facilities .....	838,000.00
Fire .....	699,000.00
Providence Central Library Addition .....	1,191,796.88
Public Welfare Administration Building .....	1,500,000.00
Public Works Garage and/or Municipal Garage and Warehouse .....	360,000.00
Public Works — Highway Office Building and Garage .....	536,035.57
Recreation .....	3,070,730.22
Sanitation Buildings .....	350,058.26
Schools .....	18,033,774.52
Sewage Treatment Plant .....	2,137,690.71
Sewers .....	1,471,094.49
Traffic Signal Installation .....	260,000.00
Water Works .....	8,362,616.19
 Total .....	 \$52,541,611.98

---

---

Exhibit E

Exhibit E-3

**CAPITAL FUNDS**  
**STATEMENT OF NOTES PAYABLE**

At September 30, 1968

Description	Rate %	Amount
<b>By Purpose:</b>		
Construction:		
Highways .....	3.35	\$ 469,000.00
Off-Street Parking .....	3.35	138,000.00
Alterations to Providence Public Library .....	3.35	213,000.00
Schools:		
Classical-Central Education Center II .....	3.35	1,120,000.00
Classical High School .....	3.35	1,000,000.00
School Modernization and Construction II .....	3.35	85,000.00
Water Department:		
Construction of Major Improvements to the Water Supply System .....	3.35	6,340,000.00
Area Development:		
Slum Clearance and Redevelopment IV .....	3.35	2,132,084.72
Recreation:		
Recreation Loan V .....	3.35	691,000.00
<b>Grand Total</b> .....		<b>\$12,188,084.72</b>
Amount of Notes Held by the Following Banks at 9/30/68:		
Industrial National Bank .....		\$ 7,116,084.72
Rhode Island Hospital Trust Company .....		4,365,000.00
Old Stone Bank .....		429,000.00
Citizens Trust Company .....		278,000.00
<b>Total</b> .....		<b>\$12,188,084.72</b>
		<b>Exhibit E</b>

Exhibit E-4

**CAPITAL FUNDS****STATEMENT OF CHANGES IN BONDS OUTSTANDING****For the Fiscal Year Ended September 30, 1968**

	Balance Sept. 30, 1967	Issued	Retired	Balance Sept. 30, 1968
Construction .....	\$40,686,000.00	\$ 8,000,000.00	\$ 3,880,000.00	\$44,806,000.00
Emergency Housing .....	1,192,000.00	—	126,000.00	1,066,000.00
Refunding .....	1,078,000.00	—	237,000.00	841,000.00
Area Development .....	12,000,000.00	—	600,000.00	11,400,000.00
<b>Total</b> .....	<b>\$54,956,000.00</b>	<b>\$ 8,000,000.00</b>	<b>\$ 4,843,000.00</b>	<b>\$58,113,000.00</b>

**Exhibit E**

Exhibit E-4a

## CAPITAL FUNDS

## STATEMENT OF BONDS OUTSTANDING AND SINKING FUND REQUIREMENTS ON A 3% BASIS

At September 30, 1968

Description	Rate of Interest	DATE OF		BONDS		Sinking Fund on a 3% Basis	Serial Requirement
		Issue	Maturity	Issued	Outstanding		
Bonds Payable Serially:							
Bridge Replacement and Reconstruction .....	3.60-3.80	5/1/67	5/1/91	\$ 1,200,000.00	\$ 1,200,000.00	beg. 5/1/72	\$ 60,000.00
Highways—Reconstruction—Series I .....	2	1/1/49	1/1/71	1,000,000.00	150,000.00		50,000.00
Highways—Reconstruction—Series II .....	2	1/1/50	1/1/71	1,000,000.00	150,000.00		50,000.00
Highways—Construction .....	2	1/1/50	1/1/74	250,000.00	89,000.00		14,000.00
Highways—Reconstruction—Series III .....	2	7/1/50	7/1/71	1,000,000.00	150,000.00		50,000.00
Highways—Reconstruction—Series A .....	2	7/1/50	7/1/75	500,000.00	197,000.00		27,000.00
Highways—Reconstruction—Series B .....	2	7/1/50	7/1/75	200,000.00	77,000.00		11,000.00
Highways—Reconstruction—Series C .....	2	7/1/50	7/1/75	500,000.00	197,000.00		27,000.00
Highways—Reconstruction—Series D .....	2.3	7/1/52	7/1/77	1,000,000.00	513,000.00		51,000.00
Highways—Reconstruction—1959 .....	3.80	12/1/59	12/1/81	1,000,000.00	700,000.00		50,000.00
Highways—Reconstruction—1963 .....	3%	9/1/63	9/1/83	600,000.00	450,000.00		30,000.00
Highways—1950-1952 Construction .....	2.3	7/1/52	7/1/77	600,000.00	308,000.00		31,000.00
Highway 1954 Bonds .....	2½	1/1/54	1/1/74	300,000.00	90,000.00		15,000.00
Highway—Olneyville Expressway .....	3.4	4/1/57	4/1/81	650,000.00	426,000.00		32,000.00
Highway—Huntington Avenue Bonds .....	3.80	12/1/59	12/1/81	1,000,000.00	700,000.00		50,000.00
Highway Construction Bonds of 1964 .....	3.25-3.40	10/1/64	10/1/84	500,000.00	425,000.00		25,000.00
Total Highways .....				\$10,100,000.00	\$ 4,622,000.00		\$ 513,000.00
Emergency Housing—Series I .....	2.4	6/1/49	6/1/74	\$ 1,500,000.00	\$ 526,000.00		\$ 83,000.00
Emergency Housing—Series II .....	2	7/1/50	7/1/80	1,350,000.00	540,000.00		45,000.00
Total Emergency Housing .....				\$ 2,850,000.00	\$ 1,066,000.00		\$ 128,000.00
Municipal Wharf Shed .....	2.3	7/1/52	7/1/77	\$ 1,250,000.00	\$ 637,000.00		\$ 64,000.00
Municipal Dock Improvement and Extension .....	3%	9/1/63	9/1/87	2,000,000.00	1,900,000.00		100,000.00
Total Dock and Wharf .....				\$ 3,250,000.00	\$ 2,537,000.00		\$ 164,000.00
Recreational Facilities .....	2.4	6/1/49	6/1/74	\$ 1,000,000.00	\$ 294,000.00		\$ 47,000.00
Recreational Facilities Bonds of 1958 .....	3.25	4/1/58	4/1/82	1,000,000.00	700,000.00		50,000.00
Recreational Facilities Series III .....	3.10	3/1/62	3/1/82	750,000.00	540,000.00		35,000.00
Recreational Facilities Series IV .....	3.25-3.40	10/1/64	10/1/84	1,000,000.00	850,000.00		50,000.00
Total Recreational Facilities .....				\$ 3,750,000.00	\$ 2,384,000.00		\$ 182,000.00
Providence Public Library Bonds .....	2½	1/1/54	1/1/78	\$ 1,950,000.00	\$ 980,000.00		\$ 98,000.00



Public Welfare Building Bonds	3.90-4.6	6/1/68	6/1/88	\$ 1,500,000.00	\$ 1,500,000.00	beg. 6/1/69	\$ 75,000.00
Modernizing Fire Dept. Series I	2	1/1/50	1/1/74	\$ 500,000.00	\$ 175,000.00		\$ 28,000.00
Modernizing Fire Dept. Series II	2	7/1/50	7/1/75	750,000.00	296,000.00		40,000.00
Modernizing Fire Dept. Series A	2	7/1/50	7/1/75	250,000.00	99,000.00		13,000.00
Modernizing Fire Dept. Series B	2.3	7/1/52	7/1/77	250,000.00	129,000.00		13,000.00
<b>Total Fire</b>				<b>\$ 1,750,000.00</b>	<b>\$ 699,000.00</b>		<b>\$ 94,000.00</b>
Public Works and/or Municipal Garage and Warehouse Bonds of 1957	3.4	4/1/57	4/1/77	\$ 800,000.00	\$ 360,000.00		\$ 40,000.00
Public Works Highway Office Building and Garage Bonds	3.3	3/1/61	3/1/81	900,000.00	585,000.00		45,000.00
<b>Total Garages</b>				<b>\$ 1,700,000.00</b>	<b>\$ 945,000.00</b>		<b>\$ 85,000.00</b>
Redevelopment Bonds of 1957	3.4	4/1/57	4/1/77	\$ 2,000,000.00	\$ 900,000.00		\$ 100,000.00
Redevelopment and Slum Clearance Bonds II	3.3	3/1/61	3/1/84	2,500,000.00	2,000,000.00		125,000.00
Redevelopment and Slum Clearance Bonds III	3.3	3/1/61	3/1/84	2,500,000.00	2,000,000.00		125,000.00
Redevelopment and Slum Clearance Bonds IV	3.10	3/1/62	3/1/82	1,000,000.00	700,000.00		50,000.00
Redevelopment and Slum Clearance Bonds V	3 3/4	9/1/63	9/1/87	4,000,000.00	3,800,000.00		200,000.00
Redevelopment and Slum Clearance Bonds VI	3.25-3.40	10/1/64	10/1/88	2,000,000.00	2,000,000.00	beg. 10/1/69	\$ 100,000.00
<b>Total Redevelopment Bonds</b>				<b>\$14,000,000.00</b>	<b>\$11,400,000.00</b>		<b>\$ 700,000.00</b>
Refunding Series II	1 3/4	6/1/46	6/1/71	\$ 2,362,000.00	\$ 391,000.00		\$ 129,000.00
Refunding Series II-B	1.8	6/1/47	6/1/72	559,000.00	123,000.00		30,000.00
Refunding Series II-C	2.2	6/1/48	6/1/72	619,000.00	151,000.00		36,000.00
Refunding Series II-D	2.4	6/1/49	6/1/72	729,000.00	176,000.00		43,000.00
<b>Total Refunding</b>				<b>\$ 4,269,000.00</b>	<b>\$ 841,000.00</b>		<b>\$ 238,000.00</b>
Hurricane Barrier Bonds Series I	3.25-3.40	10/1/64	10/1/88	\$ 3,000,000.00	\$ 3,000,000.00	beg. 10/1/69	\$ 150,000.00
Hurricane Barrier Bonds Series II	3.60-3.75	5/1/67	5/1/87	600,000.00	570,000.00		30,000.00
<b>Total Hurricane Barrier</b>				<b>\$ 3,600,000.00</b>	<b>\$ 3,570,000.00</b>		<b>\$ 180,000.00</b>
Sanitation Buildings and Equipment Bonds	3.60-3.75	5/1/67	5/1/87	\$ 400,000.00	\$ 380,000.00		\$ 20,000.00
Schools	3 3/4	4/1/33	4/1/73	\$ 800,000.00	\$ 100,000.00		\$ 20,000.00
School Athletic Fields—Series I	2	1/1/49	1/1/73	500,000.00	147,000.00		28,000.00
School Athletic Fields—Series II	2	1/1/50	1/1/74	500,000.00	175,000.00		28,000.00
School Athletic Fields—Series III	4.5-4.6	6/1/68	6/1/90	500,000.00	500,000.00	beg. 6/1/73	30,000.00
School Bonds of 1954	2 1/2	1/1/54	1/1/78	1,600,000.00	800,000.00		80,000.00
School Bonds of 1958	3.25	4/1/58	4/1/82	1,600,000.00	1,120,000.00		80,000.00
School Bonds of 1959	3.80	12/1/59	12/1/81	1,250,000.00	878,000.00		62,000.00
School Bonds of 1961	3.10	3/1/62	3/1/86	2,000,000.00	1,800,000.00		100,000.00
School Bonds of 1966	3.60-3.80	5/1/67	5/1/91	1,750,000.00	1,750,000.00	beg. 5/1/72	90,000.00
School Bonds of 1968	3.9-4.6	6/1/68	6/1/86	6,000,000.00	6,000,000.00	beg. 6/1/69	300,000.00
School Modernization Bonds of 1957	3.40	4/1/57	4/1/77	500,000.00	225,000.00		25,000.00
School Modernization Bonds Series II—1959	3.80	12/1/59	12/1/81	1,000,000.00	700,000.00		50,000.00
School Modernization Bonds Series III	3.3	3/1/61	3/1/81	1,000,000.00	650,000.00		50,000.00
School Modernization Bonds Series IV	3.10	3/1/62	3/1/82	1,000,000.00	700,000.00		50,000.00
School Modernization Bonds Series V	3.60-3.80	5/1/67	5/1/91	1,500,000.00	1,500,000.00	beg. 5/1/72	75,000.00
<b>Total Schools</b>				<b>\$21,500,000.00</b>	<b>\$17,045,000.00</b>		<b>\$ 1,068,000.00</b>

Exhibit E-4a—Continued

## CAPITAL FUNDS

## STATEMENT OF BONDS OUTSTANDING AND SINKING FUND REQUIREMENTS ON A 3% BASIS

At September 30, 1968

Description	Rate of Interest	Issue	DATE OF Maturity	BONDS Issued	BONDS Outstanding	Sinking Fund on a 3% Basis	Serial Requirement
Sewers—1950-1952 Construction	2	1/1/50	1/1/74	\$ 250,000.00	\$ 89,000.00		\$ 14,000.00
Sewers—1954 Construction	2.3	7/1/52	7/1/77	400,000.00	204,000.00		20,000.00
Sewer Construction Bonds of 1957	2½	1/1/54	1/1/74	200,000.00	60,000.00		10,000.00
Sewer Construction Bonds of 1963	3.4	4/1/57	4/1/77	500,000.00	225,000.00		25,000.00
Sewer Construction Bonds of 1964	3½	9/1/63	9/1/83	500,000.00	375,000.00		25,000.00
Sewer Construction Bonds of 1964	3.25-3.40	10/1/64	10/1/84	300,000.00	255,000.00		15,000.00
Sewer Construction Bonds of 1966	3.60-3.75	5/1/67	5/1/87	300,000.00	285,000.00		15,000.00
Total Sewers				\$ 2,450,000.00	\$ 1,493,000.00		\$ 124,000.00
Incinerator and Sludge Disposal—Series I	2	1/1/49	1/1/71	\$ 950,000.00	\$ 150,000.00		\$ 50,000.00
Incinerator and Sludge Disposal—Series A	2	7/1/50	7/1/75	650,000.00	257,000.00		35,000.00
Incinerator and Sludge Disposal—Series B	2	7/1/50	7/1/75	175,000.00	69,000.00		9,000.00
Sludge Incinerator Bonds	3.60-3.75	5/1/67	5/1/87	1,000,000.00	950,000.00		50,000.00
Total Incinerator and Sludge Disposal				\$ 2,775,000.00	\$ 1,426,000.00		\$ 144,000.00
Sewage Treatment Bonds—Series I	3.25	4/1/58	4/1/78	\$ 3,500,000.00	\$ 1,750,000.00		\$ 175,000.00
Sewage Treatment Bonds—Series II	3.25	4/1/58	4/1/78	600,000.00	300,000.00		30,000.00
Sewage Treatment Bonds—Series II (1959)	3.80	12/1/59	12/1/81	300,000.00	210,000.00		15,000.00
Total Sewage Treatment				\$ 4,400,000.00	\$ 2,260,000.00		\$ 220,000.00
Off Street Parking Facilities Series II	3.10	3/1/62	3/1/82	\$ 1,000,000.00	\$ 700,000.00		\$ 50,000.00
Traffic Signal and Traffic Control Bonds of 1957	3.4	4/1/57	4/1/81	\$ 400,000.00	\$ 260,000.00		\$ 20,000.00
Total—General Serial Bonded Debt — Exclusive of Water Supply Debt					\$55,308,000.00		
Total Annual Serial Requirements — exclusive of Water Supply Requirements							\$ 4,163,000.00

Bonds Payable—Serially—Water: Water Distribution Reservoir Water Purification Works Improvements I	3.25	12/1/62	12/1/92	\$ 2,050,000.00	\$ 1,815,000.00	\$ 50,000.00
	3.25	12/1/62	12/1/92	1,100,000.00	990,000.00	25,000.00
TOTAL WATER SERIAL BONDS				\$ 3,150,000.00	\$ 2,805,000.00	\$ 75,000.00
Total Water Serial Requirements						\$ 75,000.00
Total—Annual Serial Requirements including water...						\$ 4,238,000.00
TOTAL GENERAL AND WATER SUPPLY DEBT...					\$58,113,000.00	

Exhibit E

Schedule E-1

## CAPITAL FUNDS

## ANALYSIS OF CAPITAL APPROPRIATIONS

As of the Close of the Fiscal Year—September 30, 1968

	Available Up to Oct. 1, 1967	Bond Authorities 1967-1968	Appropriations, Transfers and Miscellaneous Receipts 1967-1968	Total Available	Dis- bursements Up to Sept. 30, 1967	Dis- bursements During 1967-1968	Encumbrances As of Sept. 30, 1968	Expenditures Up to Sept. 30, 1968	Completed Capital Projects Written Off in the Subsequent Fiscal Year	Unen- cumbered Balances Sept. 30, 1968
Capital Debt Fund .....	\$ 119,126.41	.....	\$ 3,674.09	\$ 122,800.50	\$ 119,126.41	\$ 3,674.09	.....	\$ 122,800.50	.....	—0—
College Hill Demonstra- tion Study .....	16,595.00	.....	.....	16,595.00	9,465.00	6,727.98	.....	16,192.98	.....	\$ 402.02
Additions and Alteration to Providence Public Library	.....	.....	.....	.....	.....	.....	.....	.....	.....	.....
Fire Alarm Building	.....	\$ 500,000.00	2,477.66	502,477.66	.....	211,796.88	.....	211,796.88	.....	290,680.78
Renovations .....	.....	.....	302,500.00	302,500.00	.....	.....	.....	.....	.....	302,500.00
Hurricane Barrier .....	4,802,815.61	.....	750.00	4,803,565.61	3,573,775.06	13,977.92	.....	3,587,752.98	.....	1,215,812.63
Hurricane Barrier Capital	.....	.....	.....	.....	.....	.....	.....	.....	.....	.....
Revolving Fund .....	198,922.09	.....	.....	198,922.09	198,922.09	.....	.....	198,922.09	.....	—0—
Off Street Parking Facilities	2,407,134.96	.....	25,000.00	2,432,134.96	1,684,776.03	4,792.43	.....	1,689,568.46	.....	742,566.50
Public Works:	.....	.....	.....	.....	.....	.....	.....	.....	.....	.....
Dutch Elm Disease .....	147,458.02	.....	11,672.50	159,130.52	94,023.99	9,300.00	.....	103,323.99	.....	55,806.53
Highway Office Building	.....	.....	.....	.....	.....	.....	.....	.....	.....	.....
and Garage .....	900,377.60	.....	.....	900,377.60	851,035.57	.....	.....	851,035.57	.....	49,342.03
Improvement and Exten- sion of Municipal Dock	2,000,305.00	.....	.....	2,000,305.00	1,923,335.95	.....	.....	1,923,335.95	.....	76,969.05
Repairs and Reconstruc- tion of Bridges .....	1,212,120.00	.....	.....	1,212,120.00	1,183,751.83	19,486.41	.....	1,203,238.24	.....	8,881.76
Sanitation Buildings Loan	419,676.60	.....	.....	421,213.00	242,562.13	127,496.13	.....	402,336.10	.....	18,876.90
Sewage Treatment Plant I	3,454,151.93	.....	1,536.40	3,454,151.93	3,454,151.93	.....	.....	3,454,151.93	.....	.....
Sewage Treatment Plant II	823,538.78	.....	.....	823,538.78	823,538.78	.....	.....	823,538.78	.....	.....
Sewage Treatment Ac- count III .....	509,301.11	.....	.....	509,301.11	459,861.83	12,565.74	.....	482,262.94	.....	27,038.17
Alteration and Additions to Sewage Treatment Plant	522,642.50	.....	.....	522,642.50	451,689.69	1,001.60	.....	473,098.29	.....	49,544.21
Sludge Incinerator Loan	1,513,274.41	.....	.....	1,513,274.41	1,122,930.89	63,780.06	.....	1,215,209.95	.....	298,064.46
Highways:	.....	.....	.....	.....	.....	.....	.....	.....	.....	.....
Highway Authority—1960	500,000.00	.....	.....	500,000.00	497,500.00	.....	.....	497,500.00	.....	2,500.00
Highway Authority—1964	500,000.00	.....	.....	500,000.00	332,382.15	134,844.06	.....	479,230.12	.....	20,769.88
Highway Paving and Resurfacing Account .....	.....	.....	150,000.00	150,000.00	.....	.....	.....	141,830.07	.....	8,169.93
Sewer Construction:	.....	.....	.....	.....	.....	.....	.....	.....	.....	.....
1964 Sewer Authority .....	302,343.20	.....	.....	302,343.20	250,431.01	27,663.48	.....	278,094.49	.....	24,248.71
Sanitary Sewers Account	.....	.....	30,000.00	30,000.00	.....	.....	.....	.....	.....	30,000.00
Recreation:	.....	.....	.....	.....	.....	.....	.....	.....	.....	.....
Recreation II .....	1,110,378.57	.....	.....	1,110,378.57	1,110,378.57	.....	.....	1,110,378.57	.....	.....
Recreation III .....	837,996.92	.....	.....	837,996.92	837,996.92	.....	.....	837,996.92	.....	.....
Recreation IV .....	1,283,662.88	.....	.....	1,283,662.88	1,250,038.33	21,586.24	.....	1,283,584.75	.....	78.13
Recreation V .....	2,000,000.00	.....	.....	2,000,000.00	298,374.20	388,356.02	.....	790,051.35	.....	1,209,948.65
Joslin Street Recreation Center Fire Damage .....	4,500.00	.....	.....	4,500.00	4,053.02	446.98	.....	4,500.00	4,500.00	.....



## CAPITAL FUNDS

## ANALYSIS OF CAPITAL APPROPRIATIONS

At the Close of the Fiscal Year—September 30, 1968

	Available Up to Oct. 1, 1967	Bond Authorities 1967-1968	Appropriations, Transfers and Miscellaneous Receipts 1967-1968	Total Available	Dis- bursements Up to Sept. 30, 1967	Dis- bursements During 1967-1968	Encumbrances As of Sept. 30, 1968	Expenditures Up to Sept. 30, 1968	Completed Capital Projects Off in the Subsequent Fiscal Year	Unen- cumbered Balances Sept. 30, 1968
Aqueduct Land Condemna- tion and Easements .....	171,450.00			171,450.00	171,450.00			171,450.00		
Construction of Major Improvements to the Water Supply System....	10,329,000.00			10,329,000.00	3,772,616.19	1,785,000.00		5,557,616.19		4,771,383.81
Inserting New Valves Account .....	165,000.00			165,000.00	154,488.77			154,488.77		10,511.23
Installation of Raw Water Booster Pumping Station Miscellaneous Water Extensions .....	1,500,000.00			1,500,000.00	1,500,000.00			1,500,000.00		
Preparation of Preliminary Plans for the Develop- ment of Big and Wood River Reservoirs .....	308,985.43			308,985.43	307,108.83			307,108.83		1,876.60
	27,000.00		*(27,000.00)	27,000.00		27,000.00		27,000.00	27,000.00	
<b>Totals</b> .....	\$88,566,045.16	\$ 500,000.00	\$ 2,418,400.27	\$91,484,445.43	\$58,553,837.28	\$11,216,444.13	\$ 3,537,393.47	\$73,307,674.88	\$ 618,021.11	\$18,176,770.55

\*Reduce due from Water Depreciation and Extension Fund

## CAPITAL FUNDS

## APPROPRIATION RECEIPTS

For the Fiscal Year Ended September 30, 1968

Capital Debt Fund:		
Received from Trust and Special Fund for payment of School Debt .....	\$	3,674.09
Fire Alarm Building Renovations:		
Received of Trust and Special Emergency Public Improvement Fund — transfer as as authorized by City Council Resolution 368, approved September 6, 1968. ....		302,500.00
Off-Street Parking Facilities:		
Received income from various properties located on this site (Parking, Inc.).....		25,000.00
Public Works Department:		
Dutch Elm Disease Control:		
Received from State of Rhode Island for reimbursement to the City in accordance with Chapter 17 of the General Laws of 1956 for the period: January 1, 1968 through June 17, 1968 .....	\$	1,672.50
Received from the General Fund.....		10,000.00
		<u>11,672.50</u>
Highway Paving and Resurfacing Account:		
Received of Trust and Special - Emergency Public Improvement Fund transfer as authorized by City Council Resolution 61 approved February 21, 1968 .....		150,000.00
Hurricane Barrier:		
Refund by U.S. Dept. of Interior .....		750.00
Sanitation Building Loan:		
Received from insurance company in settlement for damaged turbine .....		1,536.40
Sanitary Sewer Account:		
Received of Trust and Special - Emergency Public Improvement Fund - transfer as authorized by City Council Resolution 62 approved February 21, 1968 .....		30,000.00
Parks:		
Parks Beautification Plan:		
Received of Trust and Special - Real Estate Proceeds - Roger Williams Park Land Disposition - transfer as authorized by City Council Resolution 244 approved June 10, 1968 .....		11,779.60
Rest Rooms—Roger Williams Park:		
Received of Trust and Special - Real Estate Sales Proceeds - Roger Williams Park Land Condemnation State of Rhode Island - transfer as authorized by City Council Resolution 367 approved September 6, 1968 .....		750.00
Additions and Alterations to Providence Public Library:		
Received from State of Rhode Island as reimbursement from the Dept. of Library Services for 50% of Debt Service .....		2,477.66
Public Welfare Administration Building:		
Received of Trust and Special - Emergency Public Improvement Fund - transfer as authorized by City Council Resolution 14 approved January 26, 1968 .....	\$	125,000.00
Rebate of Interest on Bonds Sold .....		10,942.57
		<u>135,942.57</u>
Recreation:		
Green Acres Project (Shipyard Playground Development):		
Received of State of Rhode Island - as State and Federal share of the Green Acres Development Project 529 D .....		23,527.00
Redevelopment:		
East Side Renewal Project:		
Received of Slum Clearance and Redevelopment Loan IV to pay over that amount due for interest on City of Providence Notes.....	\$	55,600.00
Received of Slum Clearance and Redevelopment Loan IV for transfer as authorized by City Council Resolution 278 approved August 18, 1967 .....		1,000,000.00
		<u>1,055,600.00</u>
Mt. Hope Project Area #R.I. R-18:		
Received of Slum Clearance and Redevelopment Loan IV—transfer as authorized by City Council Resolutions 226 approved May 24, 1968.....	\$	101,000.00
Received of Slum Clearance and Redevelopment Loan IV funds to provide cash for interest charges on City of Providence Notes.....		2,000.00
		<u>103,000.00</u>
Weybosset Hill Renewal Project:		
Received of Slum Clearance and Redevelopment Loan IV—transfer as authorized by City Council Resolution 142 approved March 6, 1964.....	\$	510,000.00
Received of Slum Clearance and Redevelopment Loan IV—funds to provide cash for interest charges on City of Providence Notes .....		12,700.00
		<u>522,700.00</u>
Schools:		
Classical-Central Education Center I:		
Rebate of Interest on Bonds Sold .....		33,255.44
School Athletic Fields:		
Rebate of Interest on Bonds Sold .....		4,235.01
Water:		
Preparation of Preliminary Plans for Development of Reservoirs:		
Received of Water Depreciation and Extension Fund - transfer as authorized by City Council Resolution 551 approved September 25, 1967 .....		27,000.00
<b>Total Appropriation Receipts.....</b>		<u><u>\$ 2,445,400.27</u></u>

## CAPITAL FUNDS

## DETAILS OF CASH DISBURSEMENTS FOR ACTIVE CAPITAL ACCOUNTS

Through September 30, 1968

<b>Capital Debt Fund:</b>		
Payment of Bond Interest.....	\$ 34,858.97	
Payment of Bond Maturities.....	87,941.53	
Total .....		\$ 122,800.50
<b>City Plan Commission:</b>		
College Hill Demonstration Study:		
Updating of College Hill Report.....	\$ 2,600.00	
Printing of Updated Report.....	10,918.50	
Postage expenses incurred in mailing of report .....	504.20	
Return of unused balance of Government Grant .....	2,170.28	
Total .....		16,192.98
<b>Additions and Alterations to Providence Public Library:</b>		
Interest on Floating Debt .....	\$ 8,563.88	
Payments to Providence Public Library .....	203,233.00	
Total .....		211,796.88
<b>Dutch Elm Disease:</b>		
Removal of Diseased Elm Trees.....		103,323.99
<b>Highway—1960—Construction or Reconstruction:</b>		
Testing Asphaltic Pavement Samples.....	\$ 465.00	
Postage for mailing specifications.....	8.40	
Construction of Retaining Wall.....	9,782.08	
Resurfacing Highways in Sundry Streets.....	477,075.98	
Interest on Floating Debt.....	10,168.54	
Total .....		497,500.00
<b>Highway—1964—Construction or Reconstruction:</b>		
Interest on Floating Debt.....	\$ 34,354.40	
Resurfacing or Reconstruction of Highways in Sundry Streets.....	249,336.98	
Regulating and Paving Sundry Streets with Asphaltic Concrete.....	160,312.08	
Stabilizing Face of Ledge Rock on Hillcrest and Ridgeway Avenues.....	17,200.00	
Gravel for Winfield Road.....	2,022.75	
Purchase of Land .....	4,000.00	
Total .....		467,226.21
<b>Highway—Office Building and Garage:</b>		
General Construction .....	\$ 692,998.04	
Architectural and Engineering Services.....	46,632.70	
Advertising .....	32.28	
Blueprints .....	280.54	
Borings .....	1,267.20	
Interest on Floating Debt.....	15,384.04	
Constructing Storage Pits and Conveying Equipment including Accessories.....	72,236.42	
Furnish and Install 2-Way Radio System.....	15,259.50	
Materials for Constructing Sewer Lines and Manholes.....	2,878.34	
Purchase of Office Furniture.....	4,066.51	
Total .....		851,035.57
<b>Hurricane Barrier:</b>		
Purchase of Land.....	\$ 913,150.00	
General Construction .....	2,465,333.34	
Architectural and Engineering Services.....	5,000.00	
Appraisals .....	9,390.00	
Blueprints .....	36.44	
Examination of Titles.....	1,226.25	
Interest on Floating Debt.....	177,394.03	
Property Taxes .....	50.00	
Small Tools and Shop Supplies .....	685.52	
Equipment .....	2,195.00	



Schedule E-1b—Continued

## CAPITAL FUNDS

## DETAILS OF CASH DISBURSEMENTS FOR ACTIVE CAPITAL ACCOUNTS

Through September 30, 1968

City's share of maintenance and operating costs at the Gaging Station .....	1,500.00	
Testing the Cathodic Protection System of the Cooling Canal .....	11,792.40	
<b>Total .....</b>		<b>3,587,752.98</b>
<b>Hurricane Barrier Capital Revolving Fund:</b>		
Paid to Hurricane Barrier Account in the Capital Fund the amount received from the State of Rhode Island as its one-third share of certain items paid by the Hurricane Barrier Account .....		198,922.09
<b>Municipal Dock—Extension:</b>		
Extension of Bulkhead at the Municipal Wharf.....	\$ 1,724,933.13	
Construction of Loading Dock.....	38,230.00	
Architectural and Engineering Services.....	80,864.74	
Blueprints and Advertising.....	193.28	
Borings and Testings.....	2,809.45	
Interest on Floating Debt.....	76,305.35	
<b>Total .....</b>		<b>1,923,335.95</b>
<b>Repairs and Reconstruction of Bridges:</b>		
Architectural and Engineering Services.....	\$ 117,500.00	
Blueprints of Crawford Street Bridge.....	10.10	
Compression Tests—Francis Street Bridge.....	7.00	
Interest on Floating Debt.....	60,557.86	
Emergency Repairs to Weybosset Bridge.....	4,740.00	
Reinforcement and Protection of the Francis Street Bridge.....	25,020.20	
Rehabilitation of Crawford Street Bridge.....	975,916.67	
Inspection of Crawford Street Bridge .....	19,486.41	
<b>Total .....</b>		<b>1,203,238.24</b>
<b>Sanitation Buildings Loan:</b>		
Interest on Floating Debt.....	\$ 6,787.57	
Architectural and Engineering Services.....	10,000.00	
Freight Charges for Repair Parts.....	3.60	
Emergency Repairs to Incinerator Furnace.....	2,193.89	
Furnish and Install Track for Conveyor.....	443.55	
Rebuild Steam Turbine.....	1,316.44	
Reconditioning and repairs to operating crane for Garbage Incinerator.....	18,236.00	
Repairs to Garbage Incinerator.....	92,465.42	
Repair Parts for equipment.....	37,840.24	
Fuel oil Pumps and Valves.....	391.08	
Air compressor .....	3,234.00	
Renewal of Refractory Linings at Garbage Incinerator.....	19,066.00	
Repairs and Replacement of Incinerator Equipment.....	471.60	
Miscellaneous Repairs and Retubing of Boilers.....	171,290.12	
Stabilize Foundation Walls.....	3,610.00	
Borings and Testings .....	283.75	
Installation of Lights at Washington Park Pumping Station.....	225.00	
Connect Pumps at Washington Park Pumping Station .....	2,200.00	
<b>Total .....</b>		<b>370,058.26</b>
<b>Roger Williams Park:</b>		
<b>Greenhouses:</b>		
Architectural and Engineering Services.....	\$ 25,059.61	
Postage and Freight.....	5.40	
Automobile Allowances .....	80.00	
Advertising .....	88.77	
Construction of Greenhouses.....	312,784.01	
Transfer of estimated surplus in accordance with City Council Resolution 536 approved September 3, 1965.....	18,982.21	
<b>Total .....</b>		<b>357,000.00</b>
<b>Greenhouse Fire Fund:</b>		
Replacement of Flower Bulbs .....	\$ 282.78	
Landscaping Supplies .....	1,194.95	
Insecticides .....	171.99	
Electric Sprayer with Motor.....	229.78	

Schedule E-1b—Continued

## CAPITAL FUNDS

## DETAILS OF CASH DISBURSEMENTS FOR ACTIVE CAPITAL ACCOUNTS

Through September 30, 1968

Seeds, Fertilizer, Trees and Shrubs.....	788.68	
Railroad Ties .....	250.00	
Salaries .....	535.12	
Transfer Balance to Fire Insurance Fund .....	859.70	
Total .....		4,313.06
Repairs to Animal Barn:		
Professional Services—Inspection .....	\$ 99.22	
Fire Damage Repairs to Garage.....	12,900.00	
Transfer Balance to Fire Insurance Fund .....	2,000.78	
Total .....		15,000.00
Restrooms:		
Architectural and Engineering Services .....	\$ 3,974.60	
Blueprints .....	190.02	
General Construction .....	38,200.00	
Total .....		42,364.62
Phase I - Plans Exhibit:		
Transfer of Animals to Plains Exhibit .....	\$ 150.00	
Road Oil .....	46.65	
Miscellaneous .....	3,262.20	
Installation of Chain Link Fence .....	24,167.00	
Construction of Animal Shelter .....	8,124.00	
Total .....		35,749.85
Parks Beautification Plan:		
Travel and Subsistence .....	\$ 165.14	
Seeds, Fertilizer, Trees and Shrubs .....	227.00	
Total .....		392.14
Recreation Loan II, III, and IV:		
General Expenditures:		
Advertising .....	\$ 200.00	
Appraisals .....	160.00	
Demolition of Buildings.....	2,265.00	
Examination of Titles.....	528.50	
Interest on Floating Debt.....	111,347.08	
Professional Services—Inspection .....	10,135.00	
R. I. Laborers Pension Fund.....	396.60	
R. I. Laborers Welfare Fund.....	396.60	
Loam for Ballfields .....	6,800.00	
Chain Link Fence for Little League Fields .....	498.80	132,727.58
Admiral Terrace:		
General Site Preparation.....	\$ 4,750.00	
Playground Equipment .....	4,055.50	8,805.50
April Court—Smith Street:		
Installation of Chain Link Fence .....		140.00
Ardoene Street and Narragansett Avenue Playground:		
Purchase of Land.....	\$ 66,050.00	
Appraisals .....	1,615.00	
Examination of Titles.....	555.00	
Advertising .....	106.16	
Plans, Specifications and Blueprints.....	47.52	
Architectural and Engineering Services.....	5,431.39	
General Construction .....	67,892.42	
Site Preparation .....	1,592.78	
Playground Equipment .....	4,775.00	
Relocate Fence and Gate .....	369.00	
Install Basketball Backboards .....	990.00	149,424.27

Schedule E-1b—Continued

## CAPITAL FUNDS

## DETAILS OF CASH DISBURSEMENTS FOR ACTIVE CAPITAL ACCOUNTS

Through September 30, 1968

Arnold Street:		
General Site Preparation.....	\$ 9,058.00	
Playground Equipment .....	6,938.00	15,996.00
Ascham Street:		
Playground Equipment .....	\$ 7,795.50	
General Site Preparation.....	11,058.86	
Install Basketball Backboards .....	1,237.50	20,091.86
Assumption - Blessed Virgin Church:		
Install Basketball Backstop.....		914.00
Bath Street Playground:		
General Site Preparation.....	\$ 6,318.00	
Playground Equipment .....	2,063.00	
Installation of Sidewalks.....	128.78	8,509.78
Bucklin Park:		
Playground Equipment .....	5,776.00	
Installation of Chain Link Fence .....	729.00	6,505.00
Camp Street Pool (Camp and Cypress Streets):		
Installation of Chain Link Fence.....	\$ 3,211.20	
Playground Equipment .....	5,715.50	8,926.70
Candace Street Playground:		
Installation of Chain Link Fence.....	\$ 1,697.80	
Installation of Sidewalks.....	117.26	
Playground Equipment .....	8,242.50	
General Site Preparation.....	23,000.00	33,057.56
Chad Brown Playground:		
Playground Equipment .....		4,055.50
Chapin Tot Park (Eaton Street and Huxley Avenue):		
Recreational Equipment .....	\$ 6,704.00	
General Site Preparation.....	3,966.00	10,670.00
Clarence Street:		
Plans, Specifications and Blueprints.....	\$ 10.80	
Advertising .....	6.25	
Installation of Chain Link Fence .....	995.15	
General Site Preparation for Basketball Court .....	2,653.15	3,665.35
Columbia Park:		
General Site Preparation.....	\$ 3,900.00	
Playground Equipment .....	8,478.50	
Install Basketball Backboard .....	2,016.84	14,395.34
Cypress Street Playground:		
Architectural and Engineering Services.....	\$ 5,761.20	
General Site Preparation.....	14,700.00	
Building Materials .....	66.88	
Construction of Game Courts .....	14,790.37	
Playground Equipment .....	1,956.00	37,274.45
Danforth Street Playfield:		
Plans, Specifications and Blueprints.....	\$ 60.00	
Installation of Chain Link Fence.....	4,221.62	
Playground Equipment .....	3,930.00	
Site Preparation .....	130.15	8,341.77
Danforth Street Recreation Area:		
Purchase of Land.....	\$ 177,591.66	
Appraisals .....	2,310.00	
Examination of Titles.....	1,422.50	
Professional Services—Inspection .....	9,455.79	
Plans, Specifications and Blueprints.....	239.47	

## CAPITAL FUNDS

## DETAILS OF CASH DISBURSEMENTS FOR ACTIVE CAPITAL ACCOUNTS

Through September 30, 1968

Borings and Testings.....	2,644.37	
General Construction .....	848,000.00	
Advertising .....	197.28	
Architectural and Engineering Services.....	40,683.25	
Photos and Reprints.....	126.72	
Automobile Allowances .....	1,160.00	
Fees for Obtaining Options.....	2,786.50	
Demolition of Buildings.....	3,200.00	
Office Equipment .....	2,087.22	
Equipment .....	794.81	
Recreational Equipment .....	4,093.50	
Landscaping Equipment and Supplies.....	178.80	
Rental of Equipment.....	1,190.00	
Improvements to Recreation Area.....	1,597.25	
Rhode Island Laborers—Health, Welfare Fund.....	64.00	
Rhode Island Laborers—Pension Fund .....	64.00	
Plumbing Supplies .....	1,738.09	
Repairs to Buildings.....	40.00	
Propane Gas Tanks.....	19.64	
Loam .....	9,215.50	
Installation of Chain Link Fence.....	1,567.95	1,112,468.30
<b>Daniel Avenue:</b>		
Playground Equipment .....	\$ 6,235.50	
General Site Preparation.....	4,990.00	
Basketball Backboards .....	1,237.50	
Fences .....	2,514.10	
Installation of Sidewalks and Basketball Court .....	3,986.87	18,963.97
<b>Davis Park:</b>		
Installation of Stops and Automatic Wastes to Drinking Fountains, Hydrants and Spray Pool.....	\$ 495.38	
Replace Hydrant, Install Two Brass Spray Heads and Repair Leak in Water Line.....	228.86	
Replace Curb Stop.....	52.00	
Playground Equipment .....	796.00	1,572.24
<b>Dexter Training Ground:</b>		
General Construction .....	\$ 11,350.00	
Site Preparation .....	4,900.34	
Professional Services—Inspection .....	430.03	
Installation of Chain Link Fence.....	264.00	
Playground Equipment .....	5,462.00	
Improvements to Recreation Area .....	3,150.00	
Installation of Basketball Backboards .....	495.00	26,051.37
<b>Diamond Street:</b>		
Playground Equipment .....	\$ 3,701.00	
Site Preparation .....	252.47	
Installation of Chain Link Fence .....	341.75	4,295.22
<b>Lt. George E. Dillon Memorial Park:</b>		
Architectural and Engineering Services.....	\$ 7,412.00	
Borings and Testings.....	345.00	
Postage .....	12.60	
Automobile Allowances .....	80.00	
Plans, Specifications and Blueprints.....	108.24	
Advertising .....	20.48	
Professional Services .....	11.80	
Portable Resuscitators .....	328.00	
General Construction .....	92,871.30	
Swimming Pool .....	1,840.56	
Installation of Chain Link Fence.....	1,137.00	104,166.98
<b>Dudley Street Tot Park:</b>		
Recreational Equipment .....	\$ 6,614.00	
General Site Preparation.....	2,146.00	
Chain Link Fence .....	1,077.60	9,837.60

Schedule E-1b—Continued

## CAPITAL FUNDS

## DETAILS OF CASH DISBURSEMENTS FOR ACTIVE CAPITAL ACCOUNTS

Through September 30, 1968

<b>Eddy Playground (Ellery, Rosedale and Wendell Streets):</b>		
Purchase of Land.....	\$ 3,200.00	
Appraisals .....	25.00	
Examination .....	80.00	3,305.00
<hr/>		
<b>Esek Hopkins Jr. High School Recreation Field:</b>		
Installation of Chain Link Fence.....		264.00
<hr/>		
<b>Federal Hill Park:</b>		
Site Improvements at the Park.....		6,787.00
<hr/>		
<b>Federal Hill Swimming Pool:</b>		
Replacing and Repairing Doors, etc.....	\$ 1,575.39	
Blueprints .....	3.75	1,579.14
<hr/>		
<b>Fox Point Little League Field:</b>		
Advertising .....	\$ 20.16	
Architectural and Engineering Services.....	926.70	
Automobile Allowances .....	40.00	
Construction of Recreation Area.....	15,687.50	
Installation of Chain Link Fence.....	301.00	
Playground Equipment .....	2,746.00	19,721.36
<hr/>		
<b>Gano Street:</b>		
Purchase of Land.....	\$ 200.00	
Improvements to Land.....	8,065.75	8,265.75
<hr/>		
<b>Gladys Potter Garden (Humboldt Park):</b>		
General Site Preparation.....	\$ 3,488.00	
Playground Equipment .....	8,373.00	
Improvements to Recreation Area .....	490.00	
Replacement of Gate Posts .....	875.00	13,226.00
<hr/>		
<b>Hannah Street Playground:</b>		
Site Preparation .....		2,100.00
<hr/>		
<b>Hewitt and Atwells Avenue:</b>		
General Site Preparation.....	\$ 2,600.00	
Installation of Sidewalks.....	108.44	2,708.44
<hr/>		
<b>Highland Avenue Playground:</b>		
Appraisals .....		2,000.00
<hr/>		
<b>John Hope Center:</b>		
Playground Equipment .....	\$ 5,143.00	
Removal of Trees and Stumps .....	350.00	
Removal of Fence .....	400.00	5,893.00
<hr/>		
<b>Hopkins Park:</b>		
Demolition of Bath House.....	\$ 490.00	
Installation of Basketball Backboards .....	2,250.00	2,740.00
<hr/>		
<b>Joslin Street Playground:</b>		
Reconstruction of Playground.....	\$ 40,074.70	
Professional Services .....	541.50	
Automobile Allowances and Transportation.....	80.00	
Architectural and Engineering Services.....	2,805.23	
Site Improvements at the Baseball Field.....	264.00	
Playground Equipment .....	2,930.00	46,695.43
<hr/>		
<b>Joslin Street Swimming Pool:</b>		
Purchase of Land.....	\$ 32,000.00	
General Construction .....	466,299.38	
Appraisals .....	315.00	
Architectural and Engineering Services.....	35,598.14	
Advertising .....	22.68	
Borings and Testings.....	574.31	
Building Materials .....	146.02	

## CAPITAL FUNDS

## DETAILS OF CASH DISBURSEMENTS FOR ACTIVE CAPITAL ACCOUNTS

Through September 30, 1968

Examination of Titles.....	287.50	
Automobile Allowances .....	120.00	
Demolition of Buildings.....	624.00	
Professional Services—Inspection .....	2,623.83	
Equipment—Office .....	734.97	
Equipment—First Aid .....	894.58	
Furniture and Equipment.....	5,405.33	
Plans, Specifications and Blueprints.....	512.80	
Lettering Doors .....	50.40	
Supplies .....	85.68	546,294.62
<b>Knight and Coddling Streets:</b>		
Site Improvements .....	\$ 26,970.00	
Installation of New Water Service.....	90.15	
Plans, Specifications and Blueprints.....	1.05	
Playground Equipment .....	6,394.00	
Install Basketball Backboard .....	495.00	33,950.20
<b>Laurel Hill Playground:</b>		
Playground Equipment .....	\$ 2,242.00	
Fence Removal and Installation .....	962.00	
Installed Basketball Courts and Backstops .....	3,606.00	6,810.00
<b>Lippitt Hill Playground:</b>		
Recreational and Educational Equipment.....	\$ 2,593.58	
Architectural and Engineering Services.....	4,420.53	
Purchase of Land.....	19,638.09	
Plans, Specifications and Blueprints.....	1.92	26,654.12
<b>Lippitt Memorial Park:</b>		
Playground Equipment .....		530.00
<b>Lower South Providence Playground (Sayles Street):</b>		
Purchase of Land.....	\$101,050.00	
Appraisals .....	1,040.00	
Advertising .....	163.44	
Blueprints .....	58.10	
Fees for Obtaining Options.....	2,182.75	
Examination of Titles.....	1,053.75	
Architectural and Engineering Services.....	2,640.00	
Automobile Allowances .....	40.00	
General Construction .....	33,930.00	142,158.04
<b>Major Park Swimming Pool (Ellery Street):</b>		
Plans, Specifications and Blueprints.....	\$ 10.28	
Installation of Chain Link Fence.....	5,604.20	
Recreational Equipment .....	11,765.38	
General Site Preparation.....	3,186.55	20,566.41
<b>Manton Housing:</b>		
Playground Equipment .....		3,716.00
<b>Merino Park:</b>		
Repairs to Shelter House.....	\$ 6,084.00	
Site Improvements .....	107.22	
Site Preparations for Tot Lot.....	18,659.53	
Recreational Equipment .....	10,062.00	
Playground Equipment .....	455.00	
Installation of Basketball Backboards .....	495.00	35,862.75
<b>Metcalf Field:</b>		
Purchase of Land.....	\$ 36,895.00	
Architectural and Engineering Services.....	5,214.75	
Advertising .....	18.20	
Rental of Equipment.....	666.00	
Examination of Titles.....	198.75	
Installation of Water Service.....	140.60	
Professional Services .....	54.15	
Dust Preventative .....	480.00	

Schedule E-1b—Continued

## CAPITAL FUNDS

## DETAILS OF CASH DISBURSEMENTS FOR ACTIVE CAPITAL ACCOUNTS

Through September 30, 1968

Miscellaneous .....	60.00	
Constructing and Equipping Playfield.....	81,800.00	
Installation of Chain Link Fence.....	1,006.70	
Site Preparation .....	10,425.24	136,959.39
Mount Pleasant Recreation Field:		
General Site Preparation.....	\$ 3,613.00	
Erection of a Shelter House.....	10,900.00	
Demolition of Structures.....	980.00	
Playground Equipment .....	9,583.00	
Installation of Sidewalks and Chain Link Fence.....	2,729.59	
Installation of Basketball Backboard .....	247.50	28,053.09
Municipal Golf Course Club House:		
Purchase of Land.....	\$ 21,525.00	
Advertising .....	127.29	
Examination of Titles.....	142.50	
Architectural and Engineering Services.....	14,661.68	
Plans, Specifications and Blueprints.....	18.16	
General Construction .....	136,843.56	
Rental of Equipment.....	1,251.00	
Postage .....	18.00	
Relocating Water Service.....	3,283.35	
Furniture .....	1,865.07	
Miscellaneous .....	110.50	179,846.11
Nathan Bishop Playground:		
Construction of Tennis & Basketball Courts .....	\$ 14,800.00	
Install Chain Link Fence .....	5,315.92	20,115.92
Nelson Street:		
Installation of Chain Link Fence.....		277.00
Neutaconkanut Baseball Field:		
Professional Services—Inspection .....	\$ 128.00	
Rhode Island Laborers Pension Fund.....	4.00	
Rhode Island Laborers Welfare Fund.....	4.00	
Installation of Chain Link Fence.....	1,576.90	1,712.90
Neutaconkanut Park:		
Architectural and Engineering Services.....	\$ 6,648.52	
Advertising .....	25.41	
Educational and Recreational Equipment.....	735.28	
Professional Services—Inspection .....	875.64	
General Construction .....	98,848.45	
Plans, Specifications and Blueprints .....	124.07	
Small Tools and Shop Supplies.....	61.69	
2 Bronze Placques.....	130.00	
Automobile Allowance .....	420.00	
Portable Resuscitators .....	370.00	
Landscaping Supplies .....	38.66	
Housekeeping Supplies .....	160.38	
Rehabilitation of Playground.....	5,188.00	
Site Preparation .....	6,550.72	
Playground Equipment .....	5,956.00	
Installation of Basketball Backboard .....	495.00	
Installation of Chain Link Fence .....	1,166.00	127,793.82
Neutaconkanut Park Bowling Green:		
Site Preparation .....	\$ 6,334.52	
Installation of Chain Link Fence .....	502.00	6,836.52
New York Avenue:		
Plans, Specifications and Blueprints.....		1.80
O'Brien Tot Park (Regent Avenue):		
Installation of Sidewalks.....	\$ 3,393.64	
Recreational Equipment .....	9,167.00	
General Site Preparation .....	9,996.00	
Installation of Basketball Court and Backboards .....	2,161.67	24,718.31

## CAPITAL FUNDS

## DETAILS OF CASH DISBURSEMENTS FOR ACTIVE CAPITAL ACCOUNTS

Through September 30, 1968

Oxford Street Future Playground:		
Playground Equipment .....	\$ 14,091.40	
Fencing Installation and Repairs .....	811.00	14,902.40
Paterson Street Playground:		
Playground Equipment .....	\$ 7,215.50	
General Site Preparation .....	900.00	8,115.50
Projects Construction at Junior Police Camp:		
Paved Roads, Construction of Basketball Court and Backboard, New Septic Tanks, Grading and Seeding of Shoreline Area .....		9,275.50
Rhodes Street:		
Playground Equipment .....	\$ 4,510.00	
Installation of Chain Link Fence .....	1,014.50	5,524.50
Richardson Street:		
Demolition of pool .....	\$ 600.00	
Site Preparation .....	1,232.28	
Installation of Sidewalks .....	2,218.03	
Playground Equipment .....	5,722.00	
Installation of Basketball Backboards and Court .....	4,632.14	14,404.45
Ridge Street:		
General Site Preparation .....	\$ 13,606.00	
Playground Equipment .....	6,938.00	20,544.00
Roger Williams Park Pool:		
Borings and Testings .....	\$ 288.00	
Professional Services—Inspection .....	14.18	
Architectural Services .....	16,876.06	
Blueprints .....	290.38	
Advertising .....	36.38	17,505.00
Roger Williams Park Tennis Court Area:		
Installation of Chain Link Fence .....	\$ 4,493.90	
Site Preparation .....	6,815.93	11,309.83
Roosevelt Street Swimming Pool:		
Plans, Specifications and Blueprints .....		1.50
Sackett Street:		
Purchase of Land .....	\$ 51,764.00	
Advertising .....	20.00	
Chain Link Fence .....	3,428.00	
Electrical Supplies .....	286.75	
Fuel .....	6.45	
Improvements to Land .....	5,547.79	
Lumber and Hardware .....	292.63	
General Site Preparation .....	19,737.45	
Playground Equipment .....	8,875.50	
Plans, Specifications and Blueprints .....	13.40	
Rental of Equipment .....	3,559.50	
Small Tools and Shop Supplies .....	42.24	
Spray Pool Installation .....	3,650.00	97,223.71
St. Edward's:		
Installation of Basketball Backboard .....		495.00
St. Patrick's:		
Installation of Basketball Backboard .....		495.00
St. Pius:		
Installation of Basketball Backboards .....		990.00
Shipyards Playfield:		
General Construction .....	\$ 50,091.00	
Installation of Chain Link Fence .....	7,369.25	
Site Preparation .....	640.50	58,100.75



Schedule E-1b—Continued

## CAPITAL FUNDS

## DETAILS OF CASH DISBURSEMENTS FOR ACTIVE CAPITAL ACCOUNTS

Through September 30, 1968

Smith Street Playground—Extension:		
Purchase of Land.....	\$ 70,018.75	
Advertising .....	209.44	
Examination of Titles.....	390.00	
Miscellaneous .....	46.20	
Miscellaneous Materials .....	2.75	
Improvements to Land.....	3,500.00	
Site Improvements at the Softball Field.....	19,777.78	
Plans, Specifications and Blueprints.....	28.80	
Installation of Curbing.....	189.41	
Installation of Sewers.....	1,609.06	
Installation of Sidewalks.....	1,273.89	
Installation of Chain Link Fence.....	1,000.00	
General Site Preparation and Landscaping .....	11,419.66	
Playground Equipment .....	8,044.00	
Installation of Basketball Backboards .....	495.00	118,004.74
South Providence Swimming Pool (Dudley Street):		
Repairing and Replacing Doors.....	\$ 1,512.67	
Blueprints .....	3.75	
Installation of Chain Link Fence.....	2,829.00	
Miscellaneous Materials .....	31.38	
Rehabilitation of Playground Area.....	5,488.00	9,864.80
Summit Avenue Playground:		
Playground Equipment .....	\$ 48.00	
Installation of Backstop.....	250.00	298.00
Tell Street Playground:		
Site Preparation .....		1,666.67
Temple Street:		
Installation of Chain Link Fence.....		837.75
Tockwotton Park Swimming Pool (Ives Street):		
Architectural and Engineering Services.....	\$ 4,363.65	
Automobile Allowances .....	420.00	
Advertising .....	24.96	
General Construction .....	97,075.92	
Plans, Specifications and Blueprints.....	214.36	
Professional Services .....	716.73	
Borings and Testings.....	360.00	
Pool Equipment .....	604.47	
Portable Resuscitators .....	321.44	104,101.53
Valley Street:		
Playground Equipment .....	\$ 3,935.00	
Installation of Basketball Backboard.....	495.00	
Installation of Chain Link Fence.....	6,479.90	10,909.90
Valley View Housing:		
Playground Equipment .....		5,730.00
Veazie Street Recreation Field:		
Installation of Sidewalks.....	\$ 3,506.51	
Installation of Chain Link Fence.....	4,767.01	
Playground Equipment .....	6,132.00	
Install Basketball Backboard.....	495.00	14,900.52
Viscolosi Tot Playground (Lower Chalkstone Avenue):		
Recreational Equipment .....	\$ 7,538.00	
General Site Preparation.....	6,558.29	
Installation of Chain Link Fence.....	1,794.55	
Install Basketball Backboards.....	745.00	16,635.84
Waldo Street Playground:		
Playground Equipment .....	\$ 6,380.50	
General Site Preparation.....	5,011.46	
Fencing .....	1,005.00	12,396.96

## CAPITAL FUNDS

## DETAILS OF CASH DISBURSEMENTS FOR ACTIVE CAPITAL ACCOUNTS

Through September 30, 1968

Wallace Street:			
Playground Equipment .....	\$ 3,176.00		
Revitalize Playing Surface.....	59,500.00		
Site Preparation .....	5,371.74		
Install Basketball Court.....	3,093.03	71,140.77	
Warren Street:			
Installation of Chain Link Fence.....	\$ 318.00		
Playground Equipment .....	6,735.50		
General Site Preparation.....	13,837.03	20,890.53	
Willard Center:			
Site Improvements .....	\$ 36,782.76		
Architectural and Engineering Services.....	5,183.62		
Plans, Specifications and Blueprints.....	58.80		
Automobile Allowance and Transportation.....	80.00		
Purchase of Water Meter.....	154.60		
Purchase of Lawn Sprinkler.....	166.24		
Professional Services .....	902.50		
Installation of Chain Link Fence.....	440.04	43,768.56	
Joseph Williams Field (Elmwood Avenue):			
Installation of Chain Link Fence.....	\$ 4,095.60		
Playground Equipment .....	6,663.00		
Site Preparation .....	4,443.51		
Install Basketball Backboard.....	495.00	15,697.11	
Windmill Street:			
Playground Equipment .....		2,001.00	
<b>Total Recreation Expenditures .....</b>			<b>3,906,730.28</b>
Joslin Street Recreation Center Fire Damage:			
Emergency Electrical Repairs .....	\$ 1,728.26		
Repairs to Office Machinery.....	192.00		
Replacement of radios, etc.....	108.76		
Replacement of Recreation Supplies.....	549.00		
Fire Damage Repairs.....	1,175.00		
Transfer balance to Fire Insurance Fund .....	446.98		
<b>Total .....</b>			<b>4,500.00</b>
Off Street Parking Facilities:			
Interest on Floating Debt.....	\$ 57,490.84		
Broad, Chestnut and Claverick Streets:			
Purchase of Land.....	\$400,000.00		
Plans, Specifications and Blueprints.....	4.20		
Examination of Titles.....	1,035.00		
Refund of Rent—Metropolitan Garage for 7/1/61 to 7/31/61 paid to Providence Redevelopment Agency.....	833.34		
Payment of City Taxes.....	3,014.61		
Payment of Water Charges.....	887.30		
Building Materials .....	60.21		
Restoration of Lights—Broad Street.....	176.00	406,010.66	
Worcester, Eddy and Fountain Streets (Bus Terminal):			
Purchase of Land.....	\$420,000.00		
Appraisals .....	550.00		
Examination of Titles.....	1,215.00		
Payment of City Taxes.....	4,802.24		
Payment of Water Charges.....	685.88		
Replacement of Burned Out Electrical Circuits.....	467.23		
Installation of Water Heater.....	253.28		
Fire Insurance .....	1,584.00		
Repairs to Buildings.....	339.21		
Demolition of Buildings (Bus Terminal).....	2,400.00		
Pre-Cast Concrete Bumper Curbs.....	162.92		
Paving of old Bus Terminal Site.....	1,890.00		
Blueprints and Advertising.....	89.88	434,439.64	

Schedule E-1b—Continued

## CAPITAL FUNDS

## DETAILS OF CASH DISBURSEMENTS FOR ACTIVE CAPITAL ACCOUNTS

Through September 30, 1968

Washington, Aborn, Fountain and Beverly Streets (Majestic Theater):			
Purchase of Land.....	\$715,887.92		
Appraisals .....	2,200.00		
Advertising .....	347.04		
Blueprints .....	220.40		
Cleaning Sewer Lines.....	79.25		
Public Liability, Property Damage and Plate Glass Insurance.....	2,049.28		
Payment of Moving Expenses.....	18,482.66		
Fees to Management Agent.....	2,520.96		
Examination of Titles.....	2,411.25		
Fees Paid to Consultants.....	29,200.00		
Miscellaneous Services .....	125.00		
Postage .....	20.68		
Payment of Water Charges.....	679.83		
Repairs to Buildings.....	824.71		
Borings and Testings.....	2,871.28		
Fuel .....	247.39		
Automobile Allowance .....	40.00		
Transportation and Subsistence.....	113.04		
Demolition of Buildings.....	12,750.00		
Maps of Weybosset Hill Annex.....	52.43	791,123.12	
<hr/>			
Pine Street Area:			
Court Costs .....		504.20	
<hr/>			
<b>Total Off-Street Parking Expenditures.....</b>			<b>1,689,568.46</b>
Public Welfare Administration Building:			
Architectural and Engineering Services.....	\$ 87,818.00		
Specifications of Welfare Building.....	344.25		
Blueprints .....	627.56		
Professional Services—Inspection .....	51.97		
Borings and Testings.....	595.00		
Interest on Floating Debt.....	57,680.53		
Purchase of Land.....	168,491.78		
General Construction .....	1,278,587.31		
Advertising .....	53.72		
Office Supplies .....	6.00		
Miscellaneous .....	269.26		
<hr/>			
<b>Total .....</b>			<b>1,594,525.38</b>
Redevelopment Agency Funds:			
Slum Clearance and Redevelopment No. 2:			
Agency—Local Grant-in-Aid:			
Point Street Area—Project UR RI 1-1.....	\$ 75,000.00		
Willard Avenue—Project UR RI 1-2.....	60,437.59		
West River Project UR RI 1-6.....	12,951.50		
Lippitt Hill Project UR RI R-3.....	1,393,954.00	\$ 1,542,343.09	
<hr/>			
*Non-Agency Local Grant-in-Aid:			
Purchase of Erco Real Estate—West River.....	\$ 97,500.00		
Installation of Lead Track and Appurtenances—West River.....	90,000.00	187,500.00	
<hr/>			
*Financed Entirely by City:			
Mashapaug Pond Project.....		689,340.00	
Interest on Floating Debt.....		97,441.03	
<hr/>			
<b>Total .....</b>			<b>2,516,624.12</b>
Slum Clearance and Redevelopment III:			
Agency—Local Grant-in-Aid:			
*Central-Classical Project—Transfers as approved by City Council Resolution No. 428 approved August 11, 1961.....		400,000.00	

## CAPITAL FUNDS

## DETAILS OF CASH DISBURSEMENTS FOR ACTIVE CAPITAL ACCOUNTS

Through September 30, 1968

Financed Entirely by City:		
*Mashapaug Pond Project—Transfer as approved by City Council Resolution No. 2 approved January 3, 1961.....	3,100,000.00	
Total .....		3,500,000.00
Slum Clearance and Redevelopment IV:		
Agency—Local Grant-in-Aid:		
*East Side Renewal Project—Transfer as approved by City Council Resolution No. 143, approved February 16, 1961.....	\$560,839.48	
*East Side Renewal Project—Transfer as approved by City Council Resolution No. 478 approved August 18, 1967.....	1,555,600.00	
*Central-Classical Project—Transfers as approved by City Council Resolution No. 428, approved August 11, 1961.....	1,447,000.00	
*Central-Classical Project—Transfers as approved by City Council Resolution No. 547, approved September 23, 1963.....	134,844.00	
*Weybosset Hill Renewal Project—Transfers as approved by City Council Resolution No. 315, approved May 19, 1961.....	497,000.00	
*Weybosset Hill Renewal Project—Transfers as approved by City Council Resolution No. 142, approved March 6, 1964.....	1,977,700.00	6,172,983.48
Financed Entirely by City:		
*Mashapaug Pond Project—Transfers as approved by City Council Resolution No. 2 approved January 3, 1961.....	511,000.00	
Huntington Expressway Industrial Park Project—Transfers as approved by City Council Resolution No. 2, approved January 3, 1961 .....	1,635,308.66	2,146,308.66
*Mt. Hope Project RI R-18:		
Transfer as approved by City Council Resolution No. 226 approved May 24, 1968.....	103,000.00	
West River Project UR RI-1-6—Transfer as approved by City Council Resolution No. 522 approved August 17, 1964.....	40,000.00	
Redevelopment Agency Funds:		
General Expenditures:		
Feasibility Study of Sports Arena.....	20,000.00	8,482,292.14
*Central-Classical Redevelopment Project:		
Payments to Providence Redevelopment Agency.....	\$ 1,925,783.00	
Interest on Floating Debt.....	55,332.85	1,981,115.85
*East Side Renewal Project:		
Payments to Providence Redevelopment Agency.....	\$ 2,025,721.00	
Interest on Floating Debt.....	85,283.04	2,111,004.04
*Mashapaug Pond Project:		
Payments to Providence Redevelopment Agency.....	\$ 4,363,588.20	
Interest on Floating Debt.....	37,478.16	4,401,066.36
*Weybosset Hill Renewal Project:		
Payments to Providence Redevelopment Agency.....	\$ 2,414,677.00	
Interest on Floating Debt.....	58,899.59	2,473,576.59
*West River Project U. R. R.I. 1-6:		
Payments to Providence Redevelopment Agency.....		48,390.03
*Mount Hope Project UR RI R-18:		
Payments to Providence Redevelopment Agency .....	\$ 100,000.00	
Interest on Floating Debt .....	2,314.53	102,314.53
Schools:		
Classical-Central Education Center I:		
Professional Adviser for Architectural Competition.....	\$ 7,830.21	
Monetary Awards for Architectural Competition.....	35,000.00	
Professional Services for Architectural Competition.....	3,575.03	

Schedule E-1b—Continued

## CAPITAL FUNDS

## DETAILS OF CASH DISBURSEMENTS FOR ACTIVE CAPITAL ACCOUNTS

Through September 30, 1968

Architectural and Engineering Services.....	390,161.13	
Advertising .....	798.58	
Automobile Allowances .....	880.00	
Borings and Testings.....	5,935.80	
Hardware .....	5.88	
Interest on Floating Debt.....	87,954.19	
Plans, Specifications and Blueprints.....	10,720.79	
Postage .....	27.50	
Professional Services—Inspection .....	12,701.18	
Private Guard .....	940.50	
Photographs .....	22.50	
Rental of Equipment for Exhibit of Model.....	98.00	
Spotlight for Exhibit of Model.....	993.54	
Telephone .....	27.53	
Display Material for Competition.....	730.40	
Miscellaneous Material .....	554.75	
Education Equipment .....	5,566.23	
Office Supplies .....	412.20	
Purchase of Land.....	365,246.80	
General Construction .....	3,954,241.14	
Certified Copy of Public Law.....	3.50	
Office Equipment .....	363.48	
Repairs to Office Machinery .....	11.95	
Total .....		4,884,802.81
Classical-Central Education Center II:		
Architectural and Engineering .....	\$ 26,433.94	
Automobile Allowances .....	820.00	
Blueprints .....	20.16	
Professional Services—Inspection .....	27,887.53	
Installation of Curbing .....	250.00	
Interest on Floating Debt.....	225,576.25	
Furniture .....	6,610.40	
Plumbing Fixtures .....	362.60	
General Construction .....	824,431.21	
Total .....		1,112,392.09
Classical High School:		
General Construction .....		\$ 1,000,000.00
Joslin Street School Fire Damage:		
Fire Damage Repairs.....	\$ 3,900.00	
Transfer balance to Fire Insurance Fund .....	600.00	
Total .....		4,500.00
Nathanael Greene Jr. High School Fire Damage:		
Blueprints .....	\$ 8.40	
Fire Damage Repairs .....	1,635.00	
Total .....		1,643.40
Lippitt Hill Elementary School:		
Architectural and Engineering Services.....	\$ 92,913.33	
Interest on Floating Debt.....	67,780.62	
Blueprints .....	2,481.52	
Postage .....	46.98	
Automobile Allowance .....	1,710.00	
Advertising .....	90.31	
Professional Services—Inspection .....	42.60	
Purchase of Land.....	31,687.10	
General Construction .....	1,386,591.90	
Furniture .....	62,130.11	
Equipment .....	15,316.96	
Total .....		1,660,791.43

## CAPITAL FUNDS

## DETAILS OF CASH DISBURSEMENTS FOR ACTIVE CAPITAL ACCOUNTS

Through September 30, 1968

Modernization and Construction I and II:		
General Expenditures:		
Automobile Allowances .....	\$ 1,570.00	
Professional Services—Inspection .....	56,915.40	
Interest on Floating Debt .....	59,912.06	
Purchase of Land .....	38,417.61	
Office Supplies .....	77.32	
R. I. Laborers Pension Fund .....	229.60	
R. I. Laborers Welfare Fund .....	229.60	
Blueprints .....	1.44	157,353.03
Academy Avenue School:		
Blueprints .....	\$ 124.71	
Furniture .....	12,218.86	
Modernization and Alterations .....	180,215.10	192,558.67
Beacon Avenue School:		
Furniture .....		7,857.34
Samuel Bridgham Jr. High School:		
Installation of Fluorescent Lighting .....	\$ 37,820.00	
Miscellaneous Alterations .....	9,088.80	46,908.80
Broad Street School:		
Blueprints .....		4.20
Hope Street School:		
Installation of Plumbing Fixtures .....	\$ 1,762.60	
Installation of Fluorescent Lighting .....	10,980.00	
Steel Beams for Reinforcing Floors .....	769.64	13,512.24
Esek Hopkins Jr. High School:		
Blueprints .....		12.60
Lexington Avenue School:		
Furniture .....		17,349.06
Nelson Street School:		
Architectural and Engineering Services .....	\$ 35,492.55	
Borings and Testings .....	348.50	
Automobile Allowances .....	120.00	
Blueprints .....	464.15	
Furniture .....	22,705.93	
Addition to School .....	468,923.40	
Rock Excavation .....	1,327.50	
Emergency Electrical Work .....	3,605.72	532,987.75
Ralph Street School:		
Furniture .....		9,309.37
Regent Avenue School:		
Miscellaneous Alterations .....	\$165,576.28	
Plans, Specifications and Blueprints .....	173.44	
Professional Services—Inspection .....	330.64	
Oil Burner Installation .....	23,566.00	
Automobile Allowance .....	290.00	
Office Supplies .....	4.87	
Furniture .....	12,778.54	202,719.77
Smith Street School:		
Furniture .....		7,805.78
Temple Street School:		
Plans, Specifications and Blueprints .....	\$ 98.64	
Office Supplies .....	30.72	
Boys and Girls Toilets .....	21,982.00	
Miscellaneous Alterations .....	53,700.00	
Furniture .....	17,814.86	
Electrical Modernization .....	33,900.00	
Addition to Sound System .....	374.00	127,900.22

Schedule E-1b—Continued

## CAPITAL FUNDS

## DETAILS OF CASH DISBURSEMENTS FOR ACTIVE CAPITAL ACCOUNTS

Through September 30, 1968

<hr/>			
Veazie Street School:			
Blueprints .....		12.60	
Vineyard Street School:			
Blueprints .....	\$ 30.60		
Furniture .....	16,616.09	16,646.69	
Webster Avenue School:			
Oil Burner Installation and Miscellaneous Re-			
pairs .....	\$ 36,746.00		
Blueprints .....	152.91		
Furniture .....	17,800.63		
Electrical Modernization .....	32,825.00		
Miscellaneous Alterations .....	138,360.00	225,884.54	
Windmill Street School:			
Furniture .....	\$ 25,826.83		
Blueprints .....	4.32	25,831.15	
Total Modernization .....			1,584,653.81
School Athletic Fields:			
Hope Field:			
General Construction .....	\$283,799.10		
Architectural and Engineering Services .....	24,875.96		
Stands .....	4,656.00	313,331.06	
Mt. Pleasant Field:			
General Construction .....	\$712,856.62		
Architectural and Engineering Services .....	46,569.72		
Examination of Titles .....	150.00		
Purchase of Land .....	9,475.00		
Road Repairs .....	745.50		
Sidewalks .....	2,753.85	772,550.69	
Classical High School Field:			
Automobile Allowance .....	\$ 180.00		
Plans and Blueprints .....	3.00		
Professional Services—Inspection .....	3,483.75		
Water Meter for Sprinkler System .....	61.42		
Landscaping Supplies .....	25.00		
Steel Wire Fencing and Fixtures .....	498.00		
Site Improvements .....	8,395.00	12,646.17	
Central High School Field:			
Blueprints .....	\$ 3.00		
Professional Services—Inspection .....	254.67		
Site Improvements .....	4,465.00	4,722.67	
Combined Athletic Fields (Classical and Central):			
General Construction .....		350,000.00	
General Expenditures:			
Interest on Floating Debt .....	\$ 45,226.24		
Plans, Specifications and Blueprints .....	939.28	46,165.52	1,499,416.11
School Building Account:			
Payments to South Providence School Loan—Lower—Bond Account .....	70,550.00		
Payments to Camden Avenue School Loan .....	135,158.11	205,708.11	
Total Schools .....			11,953,907.76
1964 Sewer Loan:			
Interest on Floating Debt .....	\$ 13,888.91		
Construction of Sewers in Sundry Streets .....	264,205.58	278,094.49	

## CAPITAL FUNDS

## DETAILS OF CASH DISBURSEMENTS FOR ACTIVE CAPITAL ACCOUNTS

Through September 30, 1968

## Sewage Treatment Plant:

## Loan I:

General Construction .....	\$3,142,002.32	
Advertising .....	62.59	
Step Aeration Method of Activated Sludge Treatment.....	8,333.32	
Architectural and Engineering Services.....	196,597.56	
Borings and Testings.....	1,084.96	
Air Supply Equipment.....	740.00	
Chlorination Equipment .....	3,814.00	
Electrical Power used for Testing Purposes.....	59,398.69	
Interest on Floating Debt.....	29,648.88	
Maintenance and Servicing.....	133.08	
Plans, Specifications and Blueprints.....	1,912.41	
Postage .....	66.78	
Repairs to Plant Equipment.....	5,929.11	
Rental of Construction Equipment.....	2,100.00	
Fire Brick for Rebuilding No. 4 Hearth.....	2,219.00	
Special Castings .....	109.23	3,454,151.93

## Loan II:

General Construction .....	\$524,917.95	
Advertising .....	28.96	
Architectural and Engineering Services.....	210,229.01	
Interior and Exterior Painting.....	1,720.00	
Maintenance and Servicing.....	2,594.15	
Postage .....	18.56	
Repair Parts .....	1,248.92	
Step Aeration Method of Activated Sludge Treatment.....	4,166.66	
Interest on Floating Debt.....	78,614.57	823,538.78

## Sewage Treatment Plant III:

Installation of New and Reconditioned Vacuum Filters.....	\$ 146,480.58	
Improvements to Main Sewage Pumping Station.....	150,330.47	
Furnish and Install Switchboard including wiring, conduits and appurtenances .....	95,148.90	
Architectural and Engineering Services.....	64,741.85	
Testing Concrete .....	229.90	
Refund of Deposit on Plans.....	25.00	
Tests on synchronous motor and generator.....	175.70	
Investigation of treatment processes at Sewage Treatment Plant.....	14,859.63	
Replacement of Cracked Pipe .....	435.54	472,427.57

## Additions and Alterations to Sewage Treatment Plant:

Architectural and Engineering Services.....	\$ 49,560.69	
Advertising .....	27.20	
Installation of 4-inch Water Service to New York Avenue for Sewage Disposal Works.....	266.00	
Postage and Freight.....	30.90	
Telephone and Telegraph.....	17.40	
General Construction .....	400,860.05	
Repairs to Plant Equipment.....	888.95	
Borings and Testings.....	38.50	
Repair Parts .....	1,001.60	452,691.29

## Sludge Incinerator Loan:

Advertising .....	\$ 47.98	
Architectural and Engineering Services.....	96,748.35	
General Construction .....	967,069.68	
Interest on Floating Debt.....	67,804.12	
Postage and Freight.....	157.18	
Telephone and Telegraph.....	170.56	
Borings and Testings.....	422.90	
Rental of Equipment.....	495.00	
Sewage Pumps .....	5,155.50	
Installation of Electric Motors.....	2,835.68	
Repairs to Sludge Incinerator .....	45,804.00	1,186,710.95

Total ..... 6,667,615.01



## CAPITAL FUNDS

## DETAILS OF CASH DISBURSEMENTS FOR ACTIVE CAPITAL ACCOUNTS

Through September 30, 1968

Water Department:		
Additional Rapid Sand Filters:		
Engineering Services .....	\$ 35,500.00	
Transfer to Federal Programs—Additional Rapid Sand Filters .....	575,883.81	611,383.81
Aqueduct Land Condemnation and Easement:		
Serving of Legal Notices .....	\$ 179.56	
Purchase of Land .....	61,389.38	
Transfer to Federal Water Account:		
Supplemental Tunnel and Aqueduct .....	109,881.06	171,450.00
Construction of Major Improvements to the Water Supply System:		
Salaries .....	\$ 28,838.99	
Examination of Titles .....	20,150.00	
Appraisal Fees .....	400.00	
Documentary Stamps .....	3.30	
Recording of Deeds and Discharge of Mortgages .....	29.00	
Recording of Easements and Quitclaims .....	2,386.00	
Legal Services .....	1,500.00	
Transportation and Subsistence .....	60.50	
Reproduction of contract specifications .....	398.00	
Printing covers for specifications .....	130.00	
Photos of Area Route of Tunnel Aqueduct .....	190.00	
Xerox Copies of Deeds .....	2.00	
Black and White Photos .....	168.00	
Motion Picture Footage of Installation at Gainer Dam .....	479.00	
Legal Advertisements .....	350.35	
Publication of Condemnation Description and Statement .....	522.00	
Advertising for Sealed Proposals .....	3,557.39	
Advertising for Land Condemnation .....	450.84	
Office Supplies .....	227.32	
Interest on Floating Debt .....	61,833.57	
Engineering and Other Miscellaneous Services .....	299,089.95	
General Construction .....	1,094,302.12	
Transfer of cash to Federal Programs—Supplemental Tunnel and Aqueduct .....	4,030,883.82	
Field Surveys .....	8,200.00	
Surveyor's Supplies .....	273.18	
Reproducing supplies for copy machine .....	291.09	
Printing and Developing Film .....	101.22	
Printing and Binding, stencils for reproduction of contracts, etc. ....	2,706.15	
Automobile Registration .....	2.00	
Miscellaneous printed forms .....	90.40	5,557,616.19
Inserting New Valves:		
Installation of New Valves .....	\$133,721.93	
Rental of Construction Equipment .....	2,787.48	
Steel Reinforcing Products .....	593.16	
Gate Valves .....	4,224.60	
Hydrants .....	13,161.60	154,488.77
Installation of Raw Water Booster Pumping Station:		
Architectural and Engineering Services .....	\$ 28,404.40	
Office Supplies .....	418.00	
Motion Picture Footage of Installation at Gainer Dam .....	150.00	
Advertising .....	69.36	
Installation of Well Points at Ground Water Observation Stations .....	315.00	
Expenses for Installation Ceremony at Raw Water Booster Pumping Station .....	39.00	
Printing Covers .....	281.50	
Salaries .....	2,756.90	
Transfer Automobile Registration .....	2.00	
Inspection Services .....	863.80	
Compression Tests .....	262.60	
Building and Site Improvements at the Raw Water Booster Pumping Station .....	139,131.90	
Miscellaneous Installation at Raw Water Booster Pumping Station .....	173,583.00	
Transfer to Federal Programs—Installation of Raw Water Booster Pumping Station .....	1,153,722.54	1,500,000.00

## CAPITAL FUNDS

## DETAILS OF CASH DISBURSEMENTS FOR ACTIVE CAPITAL ACCOUNTS

Through September 30, 1968

Miscellaneous Water Extension:			
Additional Work on Contracts—Water Mains and Appurtenances:			
Group 29 .....	\$	7,794.56	
Group 33 .....		38,500.18	
Group 36 .....		7,366.66	
Group 37 .....		6,387.46	
Group 41 .....		18,219.65	
Group 42 .....		18,601.88	
Group 43 .....		9,416.84	
Group 44 .....		53,372.13	
Group 46 .....		21,464.25	
Installation of Water Main in Exchange Terrace .....		2,964.62	
Installation of 42-inch Valve in Sterling Avenue .....		8,432.14	
Installation of Low Service Reinforcement Main in Broad Street, Cranston .....		30,449.79	
Rental of Construction Equipment .....		469.78	
Replacement of Wooden Enclosure over 12-inch Main—Cranston Street Railroad Bridge .....		593.10	
Replacement of Frozen Pipes .....		6,589.78	
Replacement of Unlined Cast Iron Pipes .....		3,601.04	
Replacement of Water Mains—Park Avenue Bridge .....		523.64	
Repairs to 24-Inch Water Main in Memorial Square .....		36,469.31	
Repairs to Break in 12-Inch Water Main near Rhode Island Hospital .....		18,398.08	
Repair Surface in Smith Street at site of Water Main Break .....		6,107.13	
Repairs to Highways in Sundry Streets .....		6,433.66	
Repairs at Westconnaug Reservoir Dam .....		3,966.14	
Cast Iron Floor Stands for Sluice Gates .....		384.00	
Repair Washout in New York Avenue .....		586.35	
Small Tools and Shop Supplies .....		16.66	307,108.83
Preparation of Preliminary Plans for the Development of Big and Wood River Reservoirs:			
Engineering Services .....		27,000.00	
Total .....			8,329,047.60
Total Cash Disbursements .....			\$69,770,281.41
Reconciliation			
Schedule E-1:			
Disbursements up to September 30, 1967 .....		\$59,513,272.70	
Less: Completed Capital Projects Written Off in the Fiscal Year Ended September 30, 1968 .....		959,435.42	\$58,553,837.28
Add:			
Disbursements during 1967-1968 .....			11,216,444.13
Total Cash Disbursements .....			\$69,770,281.41

\*Upon proper authorization the following accounts were established or supplemented by transferring the necessary money for their creation from the appropriation as stated below:

	Amount of Transfer	Amount of Expenditures
Redevelopment II:		
Erco Real Estate Purchase—West River .....	\$ 97,500.00	\$ 97,500.00
Installation of Lead Track and Appurtenances—West River .....	90,000.00	90,000.00
Mashapaug Pond .....	689,340.00	689,340.00
West River Project UR RI 1-6 .....	8,390.03	8,390.03
Total .....	\$ 885,230.03	\$ 885,230.03
Redevelopment III:		
Central-Classical Project .....	\$ 400,000.00	\$ 400,000.00
Mashapaug Pond .....	3,100,000.00	3,100,000.00
Total .....	\$ 3,500,000.00	\$ 3,500,000.00

## CAPITAL FUNDS

## DETAILS OF CASH DISBURSEMENTS FOR ACTIVE CAPITAL ACCOUNTS

Through September 30, 1968

Redevelopment IV:		
East Side Renewal Project.....	\$ 2,116,439.48	\$ 2,111,004.04
Central-Classical Project .....	1,581,844.00	1,581,115.85
Weybosset Hill Renewal Project.....	2,474,700.00	2,473,576.59
Mashapaug Pond Project.....	511,000.00	2611,726.36
Huntington Expressway Industrial Park.....	1,635,308.66	<sup>3</sup> —0—
West River Project UR RI 1-6.....	40,000.00	40,000.00
Mount Hope Project RI R-18 .....	103,000.00	102,314.53
Total .....	\$ 8,462,292.14	\$ 6,919,737.37
School Building Account:		
South Providence School—Lower.....	\$ 70,550.00	\$ 70,550.00
Camden Avenue School Loan.....	135,158.11	135,158.11
Total .....	\$ 205,708.11	\$ 205,708.11
Hurricane Barrier Revolving Fund:		
Hurricane Barrier .....	\$ 198,922.09	\$ 198,922.09
Grand Total .....	\$13,252,152.07	\$11,709,597.60

For proper classification of these accounts, our total expenditures include the above amounts:

1. Account closed out 4/23/62
2. See Schedule E—1a 1961-1962 Annual Report for receipts to this Account
3. Transferred to special account in Trust and Special
4. Account closed out 1/31/64

---

## **SECTION IV**

### **Sinking Fund**

---

Exhibit F

**SINKING FUND****BALANCE SHEET**

September 30, 1968

---

---

<b>Assets</b>	
Cash .....	\$ 175,621.40
Total Assets .....	<u>\$ 175,621.40</u>
<b>Liabilities</b>	
Sinking Fund Balance .....	\$ 175,621.40
Total Liabilities .....	<u>\$ 175,621.40</u>

---

Exhibit F-1

## SINKING FUND

## SUMMARY OF CASH RECEIPTS AND DISBURSEMENTS

For the Fiscal Year Ended September 30, 1968

Cash Balance, October 1, 1967.....			\$ 87,271.80
Receipts:			
Sale of Investments and Maturities:			
U. S. Treasury Bonds.....	\$ 1,700,259.39		
U. S. Bills.....	136,888.10		
Bank Certificates of Deposit .....	2,841,475.91		
Bank Income Bonds.....	47,000.00	\$ 4,725,623.40	
Income on Investments:			
Interest:			
U.S. Treasury Bonds .....	\$ 18,894.35		
U. S. Bills.....	8,111.90		
Bank Income Bonds.....	3,828.53		
Bank Certificates of Deposit .....	25,537.29	56,372.07	
Real Estate Sales Proceeds:			
General .....	\$ 4,123.25		
Water .....	7,811.96	11,935.21	
Water Surplus— Prior .....		402,149.62	
Total Receipts .....			5,196,080.30
Total Cash Available .....			\$ 5,283,352.10
Disbursements:			
Purchase of Securities:			
Bank Certificates of Deposit .....		\$ 3,279,333.71	
Payment and Cancellation of City of Providence Water Bonds.....		1,500,000.00	
Transfer to Emergency Public Improvement Fund.....		328,282.30	
Expense of Investments:			
Shipping Costs .....		114.69	
Total Disbursements .....			5,107,730.70
Cash Balance, September 30, 1968.....			\$ 175,621.40

Exhibit F

---

## **SECTION V**

### **Trust and Special Funds**

---

Exhibit G

## TRUST AND SPECIAL FUNDS

## BALANCE SHEET

At September 30, 1968

Fund	Cash	Accounts Receivable	Investments	Real Estate	Total Assets	Accounts Payable	Revenue Available When Collected	Fund Balances	Total Liabilities and Balances
Air Pollution Control Program Project No. 65A-4301-M.I.	\$ 3,400.13				\$ 3,400.13			\$ 3,400.13	\$ 3,400.13
American Federation of State, County and Municipal Employees, A.F.L. Local 278	3,391.00				3,391.00	\$ 3,391.00			3,391.00
Anonymous Donation for Support of the Poor	2,432.70				2,432.70			2,432.70	2,432.70
Henry B. Anthony Public Foundation Fund	2,535.21				2,535.21			2,535.21	2,535.21
Senator Henry B. Anthony Prize Fund			\$ 3,000.00		3,000.00			3,000.00	3,000.00
Senator H. B. Anthony Prize Fund Income	8.49				8.49			8.49	8.49
Automobile Accident Insurance Fund	13,354.70				13,354.70			13,354.70	13,354.70
Ellen R. Barnes Trust Fund	650.36				650.36			650.36	650.36
City of Providence Trustee Bet-ter Providence Trust	8,038.02				8,038.02			8,038.02	8,038.02
Mary Swift Bragunn Fund	1,583.88		3,000.00		4,583.88			4,583.88	4,583.88
City Licenses Due State of Rhode Island	10.00				10.00	10.00			10.00
Classical Central Education Cen-ter Plans and Postage Deposit Account	31.75				31.75			31.75	31.75
Credit Union of American Fed-eration of State, County and Municipal Employees	577.48				577.48	577.48			577.48
Deposit and Refund Account	20,086.00				20,086.00	20,086.00			20,086.00
Dexter Donation Trust Fund	46,617.07		\$ 359,000.00	\$ 151,470.00	557,087.07			557,087.07	557,087.07
Dexter Donation Trust Fund In-come	66,279.45	\$ 2,568.41	145,000.00		213,847.86		\$ 2,568.41	211,279.45	213,847.86
Ebenezer Knight Dexter Trust Fund	1,122.75		982,958.78		984,081.53			984,081.53	984,081.53
Ebenezer Knight Dexter Trust Fund Income	182,423.07				182,423.07			182,423.07	182,423.07
Emergency Public Improvement Fund	2,467.55		1,070,000.00		1,072,467.55			1,072,467.55	1,072,467.55
Employees' Retirement System	430,551.29	862.95	40,135,512.29		40,566,926.53		862.95	40,566,063.58	40,566,926.53
Employees' Retirement System State of R. I.	1,639.97				1,639.97	1,639.97			1,639.97
Employees' Withholding Tax De-duction	118,734.56				118,734.56	118,734.56			118,734.56
Employees' U. S. Savings Bond Account	12,485.94				12,485.94	12,485.94			12,485.94
Fire Insurance Fund	59,113.78				59,113.78			59,113.78	59,113.78
Food Stamp Cash and Stamp Shortage	24.00		100,000.00		24.00	24.00		100,379.25	24.00
Elizabeth Angell Gould Fund	379.25				100,379.25			100,379.25	100,379.25
Elizabeth Angell Gould Fund In-come	38,537.35				38,537.35			38,537.35	38,537.35



## CITY OF PROVIDENCE

79

Marshall H. Gould Fund.....	105.00	.....	5,105.00	.....	5,105.00	.....	5,105.00
Marshall H. Gould Fund Income Available for Highway Purposes.....	3,526.24	.....	3,526.24	.....	3,526.24	.....	3,526.24
Hospital Service Corporation of R. I. ....	112,442.11	20,291.72	132,733.83	.....	132,733.83	.....	132,733.83
Hurricane Barrier Assessments.....	14,541.84	.....	14,541.84	.....	14,541.84	.....	14,541.84
Hurricane Barrier Assessments—Interest on Investments.....	279,914.59	1,493,584.13	1,773,498.72	.....	1,773,498.72	.....	1,773,498.72
Abby A. King Trust Fund.....	11,152.78	.....	11,152.78	.....	11,152.78	.....	11,152.78
Abby A. King Trust Fund Income.....	6,313.23	.....	18,264.49	.....	18,264.49	.....	18,264.49
Local No. 799 International Association Firefighters.....	18,483.02	.....	18,483.02	.....	18,483.02	.....	18,483.02
Local No. 1033 Pavers, Ramblers, Curb Setters & Helpers, A.F.L. ....	2.00	.....	2.00	.....	2.00	.....	2.00
Anna H. Man Trust Fund.....	19.00	.....	19.00	.....	19.00	.....	19.00
Mutual Benefit Life Insurance.....	9,081.92	.....	365,081.92	.....	365,081.92	.....	365,081.92
North Burial Ground Perpetual Care Fund.....	10.66	.....	.....	.....	.....	.....	.....
North Burial Ground Perpetual Care Fund Income.....	14,383.42	.....	665,226.49	.....	665,226.49	.....	665,226.49
North Burial Ground Reserve Account.....	22,672.94	.....	22,672.94	.....	22,672.94	.....	22,672.94
Payroll Refund Escrow Account.....	67,000.00	.....	67,000.00	.....	67,000.00	.....	67,000.00
Pedestrian Shopping Mall Extensions and Additions.....	3,983.72	.....	3,983.72	.....	3,983.72	.....	3,983.72
Pedestrian Shopping Mall Project APW R. I. 27 G.....	7,949.23	.....	7,949.23	.....	7,949.23	.....	7,949.23
Gladys Potter Trust Fund.....	8,627.47	.....	8,627.47	.....	8,627.47	.....	8,627.47
Premium on Bonds Sold.....	11,000.00	.....	11,000.00	.....	11,000.00	.....	11,000.00
Providence Beautification Plan.....	708.68	.....	708.68	.....	708.68	.....	708.68
Providence Lodge No. 3, Fraternal Order of Police.....	12,845.30	.....	12,845.30	.....	12,845.30	.....	12,845.30
Providence Municipal Employees' Credit Union.....	1.00	.....	1.00	.....	1.00	.....	1.00
Providence Permanent Firemen's Relief Association.....	18,942.05	.....	18,942.05	.....	18,942.05	.....	18,942.05
Providence Police Association.....	467.50	.....	467.50	.....	467.50	.....	467.50
Providence Teachers' Credit Union.....	6.00	.....	6.00	.....	6.00	.....	6.00
Real Estate Sales Proceeds—North Burial Ground.....	3,802.49	.....	3,802.49	.....	3,802.49	.....	3,802.49
Real Estate Sales Proceeds—Roger Williams Park Land Condemnation—State of Rhode Island.....	6,850.00	.....	6,850.00	.....	6,850.00	.....	6,850.00
Real Estate Sales Proceeds—Roger Williams Park Land Disposition.....	8,032.21	.....	8,032.21	.....	8,032.21	.....	8,032.21
Real Estate Sales Proceeds—Roger Williams Park Land Easement.....	.....	10,620.00	.....	.....	10,620.00	.....	10,620.00
Reserve for Social Security Taxes.....	2,300.00	.....	2,300.00	.....	2,300.00	.....	2,300.00
R. I. M-1 Demolition Program in Upper South Providence.....	223,111.66	.....	223,111.66	.....	223,111.66	.....	223,111.66
Rhode Island Medical Care Fund.....	2.34	.....	2.34	.....	2.34	.....	2.34
Roberts Expressway — Owners' Escrow Funds.....	66.06	.....	66.06	.....	66.06	.....	66.06
Sewer Assessments — Lubec Street.....	170.91	.....	170.91	.....	170.91	.....	170.91
	913.16	.....	913.16	.....	913.16	.....	913.16

Exhibit G

## TRUST AND SPECIAL FUNDS

## BALANCE SHEET

At September 30, 1968

Fund	Cash	Accounts Receivable	Investments	Real Estate	Total Assets	Accounts Payable	Revenue Available When Collected	Fund Balances	Total Liabilities and Balances
Charles H. Smith Trust Fund.....	.....	.....	1,000.00	.....	1,000.00	.....	.....	1,000.00	1,000.00
Charles H. Smith Trust Fund Income	362.70	.....	.....	.....	362.70	.....	.....	362.70	362.70
City of Providence Trustee u/w of Charles H. Smith.....	72,957.77	659.75	25,000.00	199,184.00	297,801.52	.....	659.75	297,141.77	297,801.52
City of Providence Trustee u/w of Charles H. Smith, Real Estate Sales Proceeds—Condemnation	.....	.....	54,600.00	.....	54,600.00	.....	.....	54,600.00	54,600.00
City of Providence Trustee u/w of Charles H. Smith, Real Estate Sales Proceeds—Condemnation Income	2,115.75	.....	.....	.....	2,115.75	.....	.....	2,115.75	2,115.75
City of Providence Trustee u/w of Charles H. Smith, Real Estate Sales Proceeds—Superior Court	1,334.64	.....	670,904.64	.....	672,239.28	.....	.....	672,239.28	672,239.28
City of Providence Trustee u/w of Charles H. Smith, Real Estate Sales Proceeds—Superior Court Income	12,498.00	.....	.....	.....	12,498.00	.....	.....	12,498.00	12,498.00
City of Providence School Committee—Special Award	10,255.45	.....	.....	.....	10,255.45	.....	.....	10,255.45	10,255.45
Summertime Program Payroll	548.49	.....	.....	.....	548.49	.....	.....	548.49	548.49
State of Rhode Island Realty Transfer Tax	14,351.10	.....	.....	.....	14,351.10	14,351.10	.....	.....	14,351.10
State Sales Tax—Water	25,674.06	.....	.....	.....	25,674.06	25,674.06	.....	.....	25,674.06
Suggestion Awards Account	866.00	.....	.....	.....	866.00	.....	.....	866.00	866.00
Tillinghast Donation	200.00	.....	.....	.....	200.00	.....	.....	200.00	200.00
Samuel H. Tingley Trust Fund	.....	.....	100,000.00	.....	100,000.00	.....	.....	100,000.00	100,000.00
United Fund, Inc.	500.95	.....	.....	.....	500.95	500.95	.....	.....	500.95
Unclaimed Estates	6,783.84	.....	.....	.....	6,783.84	.....	.....	6,783.84	6,783.84
Valley View Housing Fund	30,528.43	10,573.11	.....	2,821,415.95	2,862,517.49	13,186.42	.....	2,849,331.07	2,862,517.49
Valley View Housing Reserve Fund	17,286.19	.....	353,000.00	.....	370,286.19	.....	.....	370,286.19	370,286.19
Emmeline Owen Vinton Fund	520.80	.....	.....	.....	520.80	.....	.....	520.80	520.80
Emmeline Owen Vinton Fund Income	82.86	.....	.....	.....	82.86	.....	.....	82.86	82.86
Frederick Arnold Vinton, M.D. Fund	520.80	.....	.....	.....	520.80	.....	.....	520.80	520.80
Frederick Arnold Vinton, M.D. Fund Income	162.78	.....	.....	.....	162.78	.....	.....	162.78	162.78
Weybosset Hill Land Rental	10,927.06	.....	.....	.....	10,927.06	.....	.....	10,927.06	10,927.06
City of Providence Zoning Study	.....	.....	.....	.....	.....	.....	.....	.....	.....
UP Project No. R. I. P17-G	3,554.48	10,111.00	.....	.....	13,665.48	.....	.....	13,665.48	13,665.48
Water Depreciation and Extension Fund	36,538.71	.....	1,672,000.00	.....	1,708,538.71	.....	.....	1,708,538.71	1,708,538.71
Water Improvements Plans and Specifications Deposit Account	3,311.18	.....	.....	.....	3,311.18	.....	.....	3,311.18	3,311.18
<b>Totals</b>	\$ 2,126,765.00	\$ 1,549,281.73	\$ 46,709,770.04	\$ 3,172,069.95	\$ 53,557,886.72	\$ 472,705.15	\$ 1,528,586.96	\$ 51,556,594.61	\$ 53,557,886.72

(2)

(1)

## (1) This total includes the following savings accounts:

Anonymous Donation for the Support of the Poor.....	\$ 2,432.70
Henry B. Anthony Public Fountain Fund.....	1,992.21
Ellen R. Barnes Trust Fund.....	650.36
Better Providence Trust.....	8,038.02
Mary Swift Bragunn Fund.....	1,583.88
Dexter Donation Trust Fund.....	5,617.07
Dexter Donation Trust Fund Income.....	57,341.04
Elizabeth Angell Gould Fund Income.....	38,993.26
Marshall H. Gould Fund Income.....	3,601.24
Abby A. King Trust Fund.....	6,313.23
Abby A. King Trust Fund Income.....	17,937.73
Anna H. Man Trust Fund.....	9,081.92
City of Providence trustee u/w of Charles H. Smith.....	65,457.83
City of Providence School Committee Special Award.....	10,255.45
Fire Insurance Fund.....	59,113.78
Tillinghast Donation.....	200.00
Unclaimed Estates.....	6,783.84
Emmeline Owen Vinton Fund.....	520.80
Emmeline Owen Vinton Fund Income.....	82.86
Frederick Arnold Vinton, M.D. Fund.....	520.80
Frederick Arnold Vinton, M.D. Fund Income.....	162.78
Ebenezer Knight Dexter Trust Fund Income.....	182,057.15
<b>Total</b> .....	<b>\$478,737.95</b>

## (2) Investments Detail:

Senator Henry B. Anthony Prize Fund.....	Sinking Fund Report
Automobile Accident Insurance Fund.....	Sinking Fund Report
Mary Swift Bragunn Fund.....	Sinking Fund Report
Dexter Donation Trust Fund.....	Exhibit G-2
Dexter Donation Trust Fund Income.....	Exhibit G-3
Ebenezer Knight Dexter Trust Fund.....	Exhibit G-4
Emergency Public Improvement Fund.....	Exhibit G-5
Employees' Retirement System.....	Retirement Report
Fire Insurance Fund.....	Sinking Fund Report
Elizabeth Angell Gould Fund.....	Sinking Fund Report
Marshall H. Gould Fund.....	Sinking Fund Report
Abby A. King Trust Fund.....	Exhibit G-6
Anna H. Man Trust Fund.....	Sinking Fund Report
North Burial Ground Perpetual Care Fund.....	Sinking Fund Report
Gladys Potter Trust Fund.....	Exhibit G-7
Premium on Bonds Sold.....	Sinking Fund Report
Charles H. Smith Trust Fund.....	Exhibit G-8
City of Providence Trustee u/w of Charles H. Smith.....	Exhibit G-9
Tillinghast Donation.....	Sinking Fund Report
Samuel H. Tingley Trust Fund.....	Sinking Fund Report
City of Providence Trustee u/w of Charles H. Smith.....	Exhibit G-10
Income.....	Sinking Fund Report
Valley View Housing Reserve Fund.....	Sinking Fund Report
Water Depreciation and Extension Fund.....	Sinking Fund Report
Valley View Housing Fund.....	This is an investment in the Housing Administration Fund

**TRUST AND SPECIAL FUNDS**  
**SUMMARY OF CASH RECEIPTS AND DISBURSEMENTS**  
**For the Fiscal Year Ended September 30, 1968**

Exhibit G-1

Funds	Balance Oct. 1, 1967	Receipts	Total Available	Disbursements Sept. 30, 1968	Balance Sept. 30, 1968
Air Pollution Control Program—Project No. 65-A-4301 M.I.	\$ 3,400.13	\$ 5,599.53	\$ 8,999.66	\$ 5,599.53	\$ 3,400.13
American Federation of State, County and Municipal Employees, A.F.L. Local 278.	3.00	13,200.00	13,197.00	9,806.00	3,391.00
Anonymous Donation for Support of the Poor	2,331.99	100.71	2,432.70		2,432.70
Henry B. Anthony Public Fountain Fund	2,815.02	90.19	2,905.21	370.00	2,535.21
Senator Henry B. Anthony Prize Fund		3,000.00	3,000.00	3,000.00	
Senator Henry B. Anthony Prize Fund Income		161.76	161.76	153.27	8.49
Automobile Accident Insurance Fund	16,094.17	6,000.00	22,094.17	8,739.47	13,354.70
Ellen R. Barnes Trust Fund	1,543.81	46.55	1,590.36	940.00	650.36
City of Providence Trustee, Better Providence Trust Fund	7,705.28	332.74	8,038.02		8,038.02
Mary Swift Bragunn Fund	1,402.08	181.80	1,583.88		1,583.88
City Licenses Due State of Rhode Island		1,611,904.14	1,611,904.14	1,611,904.14	
Central Staffing—Progress for Providence—Payroll Transfer Fund		493.10	493.10	483.10	10.00
Classical Central Education Center Plans and Postage Deposit Account	31.75		31.75		31.75
Credit Union of the American Federation of State, County and Municipal Employees.		4,730.16	4,730.16	4,152.68	577.48
Danforth Street School Rentals	2,021.74		2,021.74	2,021.74	
Danforth Street Recreation Rentals	851.17		851.17	851.17	
Deposit and Refund Account	20,746.01	59,258.88	80,004.89	59,918.89	20,086.00
Dexter Donation Trust Fund	40,617.07	46,000.00	86,617.07	40,000.00	46,617.07
Dexter Donation Trust Fund Income	178,624.59	337,654.86	516,279.45	450,000.00	66,279.45
Ebenezer Knight Dexter Trust Fund	798.94	323.81	1,122.75		1,122.75
Ebenezer Knight Dexter Trust Fund Income	165,730.82	55,682.46	221,413.28	38,990.21	182,423.07
Emergency Public Improvement Fund		5,714,967.55	5,714,967.55	5,712,500.00	2,467.55
Employees' U. S. Savings Bond Account	12,884.33	224,770.26	237,654.59	225,168.65	12,485.94
Employees' Retirement System	71,997.99	7,019,713.49	7,091,711.48	6,661,160.19	430,551.29
Employees' Retirement System—State of R. I.		724,961.26	724,961.26	723,321.29	1,639.97
Employees' Retirement System—State of R. I.—Survivors Benefit		11,158.00	11,158.00	11,158.00	
Employees' Withholding Tax Deductions	99,293.39	5,073,677.62	5,172,971.01	5,054,236.45	118,734.56
Fire Insurance Fund	43,281.81	15,831.97	59,113.78		59,113.78
Mary E. Fogarty Recreation Rentals	171.18		171.18	171.18	
Mary E. Fogarty School Rentals	630.00		630.00	630.00	
Food Stamp Cash and Stamp Shortage Account		287.50	287.50	263.50	24.00
Elizabeth Angell Gould Fund	379.25		379.25		379.25
Elizabeth Angell Gould Fund Income	32,808.72	5,728.63	38,537.35		38,537.35
Marshall H. Gould Fund	105.00		105.00		105.00
Marshall H. Gould Fund Income	3,256.34	344.90	3,601.24	75.00	3,526.24
Available for Highway Purposes	89,496.67	119,592.42	209,089.09	96,646.98	112,442.11
Hospital Service Corporation of Rhode Island	9,211.04	131,122.00	140,333.04	125,791.20	14,541.84
Hurricane Barrier Assessments	12,838.54	544,506.05	557,344.59	277,430.00	279,914.59
Hurricane Barrier Assessments Interest on Investments		22,304.78	22,304.78	11,152.00	11,152.78
Abby A. King Trust Fund	6,313.23		6,313.23		6,313.23
Abby A. King Trust Fund Income	16,368.74	2,114.28	18,483.02		18,483.02
Local #799 International Association of Fire Fighters	2.00	10,998.00	10,996.00	10,994.00	2.00
Local #958 American Federation of Teachers		22,028.70	22,028.70	22,028.70	
Local #1033 Pavers, Ramblers, Curb Setters and Helpers, A.F.L.		4,549.00	4,549.00	4,530.00	19.00
Local #1339 School Clerks Union		4,776.00	4,776.00	4,776.00	
Anna H. Mann Trust Fund	9,081.92	6,000.00	15,081.92	6,000.00	9,081.92
Anna H. Mann Trust Fund Income		15,453.19	15,453.19	15,453.19	
Mutual Benefit Life Insurance	7.18	48,937.13	48,939.95	48,940.61	10.66
City of Providence Neighborhood Youth Corps Program II		5,363.16	5,363.16	5,363.16	
North Burial Ground—Perpetual Care Fund	8,901.57		14,393.82	10.40	14,383.42
North Burial Ground—Perpetual Care Fund Income	23,677.57	5,492.25	28,995.37	30,000.00	22,672.94

North Burial Ground Reserve Account.....	50,000.00	67,000.00	117,000.00	50,000.00	67,000.00
Payroll Refund Escrow Account.....	3,969.02	14.70	3,983.72	11,119.34	3,983.72
Pedestrian Shopping Mall—Extensions and Additions.....	10,652.07	8,416.50	19,068.57	8,627.00	7,949.23
Pedestrian Shopping Mall—Project A.P.W. R. I. 27-G.....	8,627.47	8,627.00	17,254.47	11,000.00	8,627.47
Gladys Potter Trust Fund.....		11,000.00	11,000.00	593.07	
Gladys Potter Trust Fund Income.....		593.07	593.07	14,786.32	708.68
Premium on Bonds Sold.....	13,418.00	2,077.00	15,495.00	10,845.00	12,845.30
Providence Beautification Plan.....	10,845.30	12,845.00	23,690.30	5,985.00	1.00
Providence Lodge #3 Fraternal Order of Police.....		5,986.00	5,986.00	487,372.21	18,942.05
Providence Municipal Employees Credit Union.....	5.00	506,319.26	506,319.26	22,882.50	467.50
Providence Permanent Firemen's Relief Association.....	1.25	23,351.25	23,350.00	15,245.00	6.00
Providence Police Association.....		15,251.00	15,251.00	16,718.00	
Providence School Employees Union Local #1211.....		16,718.00	16,718.00	593,889.64	
Providence Teachers Credit Union.....	69.25	593,958.89	593,889.64	7,923.25	3,802.49
Real Estate Sales Proceeds—General.....		7,923.25	7,923.25	750.00	6,850.00
Real Estate Sales Proceeds—North Burial Ground.....	6,850.00	6,850.00	6,850.00	11,779.60	8,032.21
Real Estate Sales Proceeds—Roger Williams Park Land Condemnation—State of R. I.....	1,800.00	6,982.21	8,782.21	150.00	2,300.00
Real Estate Sales Proceeds—Roger Williams Park Land Disposition.....	11,779.60	2,450.00	2,450.00	15,575.96	
Real Estate Sales Proceeds—Roger Williams Park Land Easement.....		15,575.96	15,575.96	1,734,132.83	223,111.66
Real Estate Sales Proceeds—Water Account.....		1,778,580.31	1,957,244.49	44,499.00	2.34
Reserve for Social Security Taxes.....	178,664.18	43,434.00	44,501.34	66.06	66.06
R. I. M-1 Demolition Program in Upper South Providence.....	1,067.34		66.06		170.91
Rhode Island Medical Care Fund.....	66.06		170.91		
Roberts Expressway—Owners' Escrow Funds.....	170.91			30,000.00	913.16
Roger Williams Park—C. H. Smith—Unallocated Income Account.....		30,000.00	30,000.00	723.50	
Sewer Assessment—Lubec Street.....	913.16	723.50	1,636.66	1,000.00	362.70
Charles H. Smith Trust Fund.....		1,000.00	1,000.00	61,730.37	72,957.77
Charles H. Smith Trust Fund Income.....	308.78	53.92	362.70		
City of Providence Trustee u/w of Charles H. Smith.....	55,783.35	78,904.79	134,688.14	5,151.60	2,115.75
City of Providence Trustee u/w of Charles H. Smith—Real Estate Sales Proceeds—Condemnation Income.....		2,115.75	7,267.35	520,000.00	1,334.64
City of Providence Trustee u/w of Charles H. Smith—Real Estate Sales Proceeds—Superior Court.....	5,151.60		7,267.35	54,933.71	12,498.00
City of Providence Trustee u/w of Charles H. Smith—Real Estate Sales Proceeds—Superior Court Income.....	1,334.64	520,000.00	521,334.64	109,200.00	
City of Providence Trustee u/w of Charles H. Smith—Real Estate Sales Proceeds—Condemnation.....	40,031.71	27,400.00	67,431.71	109,200.00	10,255.45
City of Providence School Committee—Special Award.....		109,200.00	109,200.00	109,609.54	14,351.10
State of Rhode Island Realty Transfer Tax.....	9,830.97	424.48	10,255.45	111,622.69	25,674.06
State Sales Tax—Water.....	24,605.14	123,960.64	123,960.64	866.00	866.00
Suggestion Award Account.....	866.00	112,691.61	137,296.75	8,963.76	548.49
Summertime Program Payroll Transfer Fund.....		9,512.25	9,512.25	9,085.41	
Tax Sheltered Annuities—John Hancock Mutual Life Insurance Co.....		9,085.41	9,085.41	22,914.80	
Tax Sheltered Annuities—Metropolitan Life Insurance Co.....		22,914.80	22,914.80	22,029.00	
Tax Sheltered Annuities—Northwestern Mutual Life Insurance Co.....		22,029.00	22,029.00	14,001.28	
Tax Sheltered Annuities—Phoenix Mutual Life Insurance Co.....		14,001.28	14,001.28	200.00	200.00
Tillinghast Donation.....	200.00		200.00	8.68	
Tillinghast Donation Income.....		8.68	8.68	7,000.00	
Samuel H. Tingley Trust Fund.....		7,000.00	7,000.00	4,531.29	
Samuel H. Tingley Trust Fund Income.....		4,531.29	4,531.29	6,783.84	6,783.84
Unclaimed Estates.....	6,783.84		6,783.84	292.92	
Unclaimed Estates Income.....		292.92	292.92		

**TRUST AND SPECIAL FUNDS**  
**SUMMARY OF CASH RECEIPTS AND DISBURSEMENTS**  
**For the Fiscal Year Ended September 30, 1968**

Exhibit G-1—Continued

Funds	Balance Oct. 1, 1967	Receipts	Total Available	Disbursements Sept. 30, 1968	Balance Sept. 30, 1968
United Fund, Inc.	.05	17,770.21	17,770.16	17,269.21	500.95
Valley View Housing Reserve	11,586.47	167,111.19	178,697.66	161,411.47	17,286.19
Emmeline Owen Vinton Fund	520.80		520.80		520.80
Emmeline Owen Vinton Fund Income	97.05	25.81	122.86	40.00	82.86
Frederick Arnold Vinton M.D. Fund	520.80		520.80		520.80
Frederick Arnold Vinton, M.D., Fund Income	163.88	28.90	192.78	30.00	162.78
City of Providence West End Elmwood 3 Drop-In Youth Center Program II	574.25	1,720.14	2,294.39	2,294.39	
Weybosset Hill Land Rental	5,937.34	5,685.72	11,623.06	696.00	10,927.06
City of Providence Zoning Study Urban Planning Project R. I. P-17-G	3,554.48		3,554.48		3,554.48
Water Depreciation and Extension Fund	5,429.27	3,097.553.10	3,102,882.37	3,066,343.66	36,538.71
New Water Main Account		11,100.82	11,100.82	11,100.82	
Water Improvements Plans and Specifications Deposit Account	2,639.67	1,550.00	4,189.67	878.49	3,311.18
<b>Totals</b>	<b>\$ 1,365,330.44</b>	<b>\$29,428,570.65</b>	<b>\$30,793,901.09</b>	<b>\$28,697,664.52</b>	<b>\$ 2,096,236.57</b>

Schedule G-1A

Schedule G-1B

Exhibit G

\*Valley View Housing Fund Cash Receipts and Expenditures not included.  
 Cash Balance Exhibit G-1 September 30, 1968 \$ 2,096,236.57  
 Cash Balance—Valley View Housing Fund—Exhibit G 30,528.43

**Total** \$ 2,126,765.00

Exhibit G-2

## TRUST AND SPECIAL FUNDS

## STATEMENT OF INVESTMENTS FOR DEXTER DONATION TRUST FUND

September 30, 1968

	Amount
United States Treasury Bonds:	
4% Due 10/1/69 .....	\$ 15,000.00
4% Due 2/15/72 .....	37,000.00
4% Due 8/15/73 .....	80,000.00
4½% Due 2/15/74 .....	120,000.00
3¾% Due 11/15/74 .....	60,000.00
4% Due 2/15/80 .....	30,000.00
Federal National Mortgage Association Bonds:	
4½% Due 9/10/70 .....	17,000.00
Total .....	\$359,000.00
	Exhibit G

Exhibit G-3

## TRUST AND SPECIAL FUNDS

## STATEMENT OF INVESTMENTS FOR DEXTER DONATION TRUST FUND INCOME

September 30, 1968

	Amount
United States Treasury Bonds:	
2½% Due 3/15/71/66 .....	\$ 10,000.00
Bank Certificates of Deposit:	
5½% Due 10/17/68 .....	135,000.00
Total .....	\$145,000.00
	Exhibit G

## TRUST AND SPECIAL FUNDS

## STATEMENT OF INVESTMENTS FOR EBENEZER KNIGHT DEXTER TRUST FUND

September 30, 1968

Par Value	Description	Book Value
U.S. Securities		
\$ 30,000.00	U.S. Treasury Bonds 2½% 12/15/68/63.....	\$ 29,290.50
35,000.00	U.S. Treasury Bonds 2½% 12/15/69/64 .....	29,599.88
30,000.00	U.S. Treasury Bonds 4% 8/15/70 .....	30,000.00
50,000.00	U.S. Treasury Bonds 4% 8/15/72 .....	50,313.76
30,000.00	U.S. Treasury Bonds 4½% 11/15/73.....	29,803.13
30,000.00	U.S. Treasury Bonds 3½% 2/15/90 .....	28,999.88
30,000.00	U.S. Treasury Bonds 4¼% 8/15/92/87 .....	30,000.00
Corporation Bonds		
30,000.00	Allied Chemical & Dye Corp. S.F. Deb. 3½% 4/1/78 .....	29,778.00
30,000.00	American Tel. & Tel. Deb. 3¾% 12/1/73 .....	29,928.00
20,000.00	American Tel. & Tel. Co. Deb. 2¾% 10/1/75 .....	18,027.00
30,000.00	American Tel. & Tel. Co. Deb. 2¾% 8/1/80 .....	26,028.00
30,000.00	Atlantic City Electric Co. Deb. 4½% 1/1/87 .....	30,000.00
30,000.00	Baltimore Gas & Electric 1st Ref. 4½% 7/15/94 .....	30,389.13
30,000.00	Bell Telephone Co. of Pa. Deb. 3¾% 2/1/89 .....	29,778.00
30,000.00	Bethlehem Steel Corp. Cons. 2¾% 7/15/70 .....	28,728.00
30,000.00	Cleveland Electric Illuminating Co. 1st 3¾% 3/1/93 .....	30,523.68
30,000.00	Duquesne Light Co. 1st 2¾% 8/1/77 .....	26,958.00
30,000.00	General Electric Co. Deb. 3½% 5/1/76 .....	30,033.45
30,000.00	General Motors Corp. S.F. Deb. 3¼% 1/1/79 .....	29,253.00
30,000.00	Houston Power & Light Co. 4¾% 11/1/87 .....	30,646.76
30,000.00	Inland Steel Co. 1st 3½% 7/1/81 .....	29,628.00
30,000.00	Kansas City Power & Light Co. 5¾% 5/15/97 .....	30,072.39
30,000.00	Niagara Mohawk Power Corp. Gen. 3½% 5/1/86 .....	29,553.00
30,000.00	Ohio Edison Co. 1st 3% 9/1/74 .....	28,692.85
30,000.00	Pacific Gas & Electric Co. 1st Ref. 4½% 6/1/90 .....	29,301.50
30,000.00	Pacific Tel. & Tel. Co. Deb. 3½% 8/15/91 .....	29,553.00
30,000.00	Public Service Gas & Electric Co. 1st Ref. 3¾% 5/1/84 .....	28,203.00
30,000.00	Southern California Edison Co. 1st Ref. 4¼% H2/15/82.....	30,810.68
30,000.00	Standard Oil Co. of N.J. Deb. 2¾% 5/15/71 .....	27,453.00
30,000.00	Texas Corp. Deb. 3½% 5/1/83 .....	29,628.00
35,000.00	Union Electric Co. 1st Mtg. 4½% 4/1/95 .....	34,562.50
30,000.00	Virginia Electric & Power Co. 1st Ref. 3¼% 6/1/85.....	26,751.50
30,000.00	Wisconsin Electric Power Co. 1st 4½% 4/1/88 .....	30,671.19
\$1,010,000.00	Total .....	\$982,958.78



Exhibit G-5

**TRUST AND SPECIAL FUNDS**  
**STATEMENT OF INVESTMENTS FOR EMERGENCY PUBLIC IMPROVEMENT FUND**  
 September 30, 1968

	Amount
Bank Certificates of Deposit:	
5½% Due 10/3/68.....	\$ 300,000.00
5½% Due 11/4/68.....	600,000.00
5½% Due 12/26/68.....	170,000.00
Total .....	<u>\$ 1,070,000.00</u>
	<b>Exhibit G</b>

Exhibit G-6

**TRUST AND SPECIAL FUNDS**  
**STATEMENT OF INVESTMENTS FOR ABBY A. KING TRUST FUND**  
 September 30, 1968

	Number of Shares	Amount
Corporation Capital Stock:		
Common:		
American Telephone & Telegraph Co. ....	86	\$ 2,528.62
Boston Edison Co. ....	55	1,193.50
Commonwealth Edison Co. ....	50	1,020.28
First National Bank of Boston .....	44	1,178.69
General Motors Corporation .....	63	1,727.50
Manufacturers Hanover Trust Co. ....	65	1,558.68
Morgan Guaranty Trust Co. of N.Y. ....	30	1,609.93
Northern Illinois Gas Co. ....	11	74.06
Preferred:		
Narragansett Electric Co. ....	20	1,060.00
Total .....		<u>\$11,951.26</u>
		<b>Exhibit G</b>

Exhibit G-7

**TRUST AND SPECIAL FUNDS**  
**STATEMENT OF INVESTMENTS FOR GLADYS POTTER TRUST FUND**  
 September 30, 1968

	Amount
United States Treasury Notes:	
6% Due 8/15/69.....	\$11,000.00
Total .....	<u>\$11,000.00</u>
	<b>Exhibit G</b>

Exhibit G-8

**TRUST AND SPECIAL FUNDS**  
**STATEMENT OF INVESTMENTS FOR CHARLES H. SMITH TRUST FUND**  
September 30, 1968

	Amount
United States Treasury Notes:	
6% Dues 8/15/69.....	\$ 1,000.00
Total .....	\$ 1,000.00

Exhibit G

Exhibit G-9

**TRUST AND SPECIAL FUNDS**  
**STATEMENT OF INVESTMENTS FOR CITY OF PROVIDENCE**  
**TRUSTEE U/W OF CHARLES H. SMITH**  
September 30, 1968

Par Value	Description	Book Value
	U.S. Securities	
\$ 50,000.00	U.S. Treasury Bonds 4% 10/1/69 .....	\$ 49,809.32
50,000.00	U.S. Treasury Bonds 4 1/4% 5/15/74 .....	50,449.95
	Corporation Bonds	
50,000.00	Commercial Credit Co. 4 3/4% 10/1/74 .....	49,136.05
50,000.00	Sears Roebuck and Co. 4 3/4% 8/1/83 .....	51,387.65
50,000.00	American Tel. & Tel. Co. 4 3/8% 10/1/96 .....	49,662.33
50,000.00	Ralston Purina Co. 4 3/8% 11/15/88 .....	49,699.95
	Corporation Common Stock	
		No. of Shares
	American Tel. & Tel. Co. ....	200
	B.T. New York Corporation .....	200
	First Nat'l Bank of Boston .....	250
	General Electric Co. ....	50
	Johns Manville Corp. ....	200
	N.Y. State Electric & Gas .....	300
	Northern States Power Co. of Minn. ....	300
	Phillips Petroleum Co. ....	100
	Standard Brands Inc. ....	400
	Union Carbide Corp. ....	100
	Certificates of Deposit	
	Industrial National Bank Due 10/28/68.....	314,600.00
\$ 300,000	Total .....	\$725,504.64

Exhibit G

Exhibit G-10

**TRUST AND SPECIAL FUNDS**  
**STATEMENT OF INVESTMENTS FOR CITY OF PROVIDENCE**  
**TRUSTEE U/W OF CHARLES H. SMITH INCOME**  
September 30, 1968

	Amount
Bank Certificates of Deposit:	
5% Due 10/28/68.....	\$25,000.00
Total .....	\$25,000.00

Exhibit G

## TRUST AND SPECIAL FUNDS

## DETAILS OF CASH RECEIPTS

For the Fiscal Year Ended September 30, 1968

Air Pollution Control Program No. 65-A-4301 M.I.:		
Received from U. S. Government—Grant for Project.....	\$	5,599.53
Anonymous Donation for the Support of the Poor:		
Interest on Savings Account.....		100.71
Henry B. Anthony Public Fountain Fund:		
Interest on Savings Account.....		90.19
Senator Henry B. Anthony Prize Fund:		
Cancellation of U.S. Treasury Bonds.....		3,000.00
Senator Henry B. Anthony Prize Fund Income:		
Interest on Investment.....		161.76
Automobile Accident Insurance Fund:		
Appropriation .....		6,000.00
Ellen R. Barnes Trust Fund:		
Interest on Savings Account.....		46.55
City of Providence Trustee Better Providence Trust:		
Interest on Savings Account.....		332.74
Mary Swift Bragunn Fund:		
Interest on Savings Account.....	\$	61.80
Interest on Investments.....		120.00
		181.80
Central Staffing—Progress for Providence Payroll Transfer Fund:		
Payroll Reimbursement .....		1,611,904.14
City Licenses Due State of Rhode Island:		
Fishing .....	\$	264.10
Hunting .....		229.00
		493.10
Credit Union of the American Federation of State, County and Municipal Employees:		
Payroll Deductions .....		4,730.16
Deposit and Refund Account:		
Deposits Made for:		
Water Service .....	\$	1,800.00
Grant-In-Aid State of R. I. Use and Benefit of Free Libraries.....		38,905.87
Salaries and Fringe Benefits for Employees of Data Processing Division .....		13,436.92
Redemption of Tax Sales Properties.....		545.96
Water Bill .....		11.55
List of Employees for Union Elections.....		75.00
Easements Through Roger Williams Park Property.....		2,450.00
Heirs of Thomas J. Young.....		681.08
Damage to Planter on Mall.....		475.00
Sorting and Printing Cards.....		797.50
Damage to Hydrants.....		80.00
		59,258.88
Dexter Donation Trust Fund:		
Cancellation of Certificates of Deposit.....		46,000.00
Dexter Donation Trust Fund Income:		
Assessments Paid By Tenants.....	\$	476.30
Cancellation of Certificates of Deposit.....		315,000.00
Rents .....		485.00
Interest on Certificates of Deposit.....		4,786.53
Interest on Assessments.....		7.01
Interest from Federal National Mortgage Association.....		701.26
Interest on U. S. Treasury Notes and Bonds .....		14,005.00
Interest on Savings Account.....		2,193.76
		337,654.86
Ebenezer Knight Dexter Trust Fund:		
Amortization on Bond Premiums.....		323.81
Ebenezer Knight Dexter Trust Fund Income:		
Interest on Corporation Bonds.....	\$	28,562.50
Interest on U. S. Treasury Bonds.....		8,387.50
Interest on Savings Account.....		7,691.55
Food Stamp Program.....		11,040.91
		55,682.46

## TRUST AND SPECIAL FUNDS

## DETAILS OF CASH RECEIPTS

For the Fiscal Year Ended September 30, 1968

Emergency Public Improvement Fund:		
Receipt from Commissioners of Sinking Funds.....	\$ 328,282.30	
Cancellation of Certificates of Deposit.....	4,732,857.80	
Sale of Investments.....	600,000.00	
Interest on Certificates of Deposits.....	53,827.45	5,714,967.55
Employees' U. S. Savings Account:		
Payroll Deductions .....		224,770.26
Employees' Retirement System of the City of Providence:		
Appropriations .....	\$ 1,884,375.79	
Contributions by Employees.....	1,227,823.77	
Interest and Principle on Outstanding Loans.....	359,811.83	
Settlement of Loans and Interest Received.....	37,457.51	
Refund on Retirement Deductions.....	276.77	
Income on Investments.....	1,520,344.82	
Maturity and Sale of Investments.....	1,989,169.65	
Insurance Rebates .....	453.35	7,019,713.49
Employees' Retirement System—State of Rhode Island:		
Payroll Deductions .....	\$ 722,041.24	
Refund of Erroneous Payments.....	2,920.02	724,961.26
Employees' Retirement System—State of Rhode Island—Survivors Benefits:		
Payroll Deductions .....		11,158.00
Employees' Withholding Tax Account:		
Payroll Deductions .....	\$ 5,073,660.94	
Refund from Internal Revenue.....	16.68	5,073,677.62
Fire Insurance Fund:		
Appropriation .....	\$ 10,000.00	
Transfer of Balances from Various Departments.....	3,907.46	
Interest on Savings Account.....	1,924.51	15,831.97
Food Stamp Cash and Stamp Shortage Fund:		
Payroll Deductions .....		287.50
Elizabeth Angell Gould Fund Income:		
Interest on Savings Account.....	\$ 1,478.59	
Interest on Investments.....	4,250.04	5,728.63
Marshall H. Gould Fund Income:		
Interest on Savings Account.....	\$ 144.90	
Interest on Investments.....	200.00	344.90
Available for Highway Purposes:		
Grading .....	\$ 4,279.24	
Curbing .....	18,745.18	
Cancellation of Certificates of Deposit.....	96,568.00	119,592.42
Hospital Service Corporation of R. I.:		
Payroll Deductions .....	\$ 130,960.17	
Refund of Erroneous Deductions.....	105.05	
Refund of Overpayments.....	56.78	131,122.00
Hurricane Barrier Assessments:		
Assessments .....	\$ 66,928.84	
Interest on Assessments.....	147.21	
Cancellation of Certificates of Deposit.....	477,430.00	544,506.05
Hurricane Barrier Assessments—Interest on Investments:		
Cancellation of Certificates of Deposit.....	\$ 11,152.00	
Interest on Investments.....	11,152.78	22,304.78
Abby A. King Trust Fund Income:		
Income on Investments.....	\$ 1,125.91	
Interest on Savings Account.....	988.37	2,114.28
Local No. 278 American Federation of State, County and Municipal Employees, A.F.L.:		
Payroll Deductions .....		13,200.00

## TRUST AND SPECIAL FUNDS

## DETAILS OF CASH RECEIPTS

For the Fiscal Year Ended September 30, 1968

Local #799 International Association of Fire Fighters:		
Payroll Deductions .....		10,998.00
Local #958 American Federation of Teachers:		
Payroll Deductions .....		22,028.70
Local #1033 Pavers, Rammers, Curb Setters and Helpers A.F.L.:		
Payroll Deductions .....		4,549.00
Local No. 1211 Providence School Employees' Union.....		
Payroll Deductions .....		16,718.00
Local #1339 School Clerks Union:		
Payroll Deductions .....		4,776.00
Anna H. Man Trust Fund:		
Cancellation of U.S. Treasury Bonds.....		6,000.00
Anna H. Man Trust Fund Income:		
Interest on Investments.....	\$ 15,061.02	
Interest on Savings Account.....	392.17	15,453.19
Mutual Benefit Life Insurance:		
Payroll Deductions .....		48,937.13
North Burial Ground Perpetual Care Fund:		
Perpetual Care .....		5,492.25
North Burial Ground Perpetual Care Fund Income:		
Interest on Investments .....	\$ 27,685.80	
Interest on Savings Account .....	1,309.57	28,995.37
North Burial Ground Reserve Account:		
Appropriation .....	\$ 17,000.00	
Cancellation of Certificates of Deposit .....	50,000.00	67,000.00
Payroll Refund Escrow Account:		
Refund from Blue Cross .....		14.70
Gladys Potter Trust Fund:		
Cancellation of U.S. Treasury Bonds .....		11,000.00
Gladys Potter Trust Fund Income:		
Interest on Investments .....		593.07
Pedestrian Shopping Mall Extensions and Additions:		
Cancellation of Certificates of Deposit .....		8,416.50
Pedestrian Shopping Mall Project A.P.W. R.I. 27-G:		
Cancellation of Certificates of Deposit.....		8,627.00
Premium on Bonds Sold:		
Premium on Bonds.....		2,077.00
Providence Beautification Plan:		
Appropriation .....	\$ 2,000.00	
Cancellation of Certificates of Deposit.....	10,845.00	12,845.00
Providence Lodge #3 Fraternal Order of Police:		
Payroll Deductions .....	\$ 4,718.00	
Refund of Erroneous Deductions.....	1,268.00	5,986.00
Providence Municipal Employees Credit Union:		
Payroll Deductions .....	\$ 506,289.26	
Refund of Erroneous Deductions.....	30.00	506,319.26
Providence Permanent Firemens Relief Association:		
Payroll Deductions .....	\$ 23,350.00	
Refund of Erroneous Deductions.....	1.25	23,351.25
Providence Police Association:		
Payroll Deductions .....		15,251.00
Providence Teachers' Credit Union:		
Payroll Deductions .....		593,958.89

**TRUST AND SPECIAL FUNDS****DETAILS OF CASH RECEIPTS****For the Fiscal Year Ended September 30, 1968**

Real Estate Sales Proceeds:		
Sale of Land and Buildings.....	\$ 4,100.00	
Cancellation of Certificates of Deposit.....	3,800.00	
Interest on Investments.....	23.25	7,923.25
Real Estate Sales Proceeds—Roger Williams Park Land Condemnation, State of R. I.:		
Received from Roger Williams Park Greenhouse Fund.....		6,982.21
Real Estate Sales Proceeds—Roger William Park Land Easement:		
Received from City of East Providence.....		2,450.00
Real Estate Sales Proceeds—Water:		
Cancellation of Certificate of Deposit.....	\$ 7,764.00	
Land Condemnation for Highway Purposes.....	7,764.50	
Income on Investments.....	47.46	15,575.96
Reserve for Social Security Taxes:		
Payroll Deductions .....	\$ 1,098,451.21	
Cancellation of Certificates of Deposit.....	185,000.00	
Refund of Erroneous Payment.....	495,129.10	1,778,580.31
R. I. M-1 Demolition Program in Upper South Providence:		
Appropriation .....	\$ 25,000.00	
Removal of Buildings.....	740.00	
Grant from Federal Government.....	17,694.00	43,434.00
Roger Williams Park—C. H. Smith—Unallocated Income Account:		
Receipts from C. H. Smith Trust Fund.....		30,000.00
City of Providence School Committee Special Memorial Account:		
Interest on Savings Account.....		424.48
Sewer Assessments—Lubec Street:		
Cancellation of Certificates of Deposit.....		723.50
City of Providence Trustee u/w of Charles H. Smith:		
Transfer .....	\$ 60,085.31	
Rents .....	16,749.00	
Interest on Savings Account.....	2,070.48	78,904.79
City of Providence Trustee u/w of C. H. Smith—Real Estate Sales Proceeds—		
Condemnation:		
Cancellation of Certificates of Deposit .....		109,200.00
City of Providence Trustee u/w of C. H. Smith—Real Estate Sales Proceeds—		
Condemnation Income:		
Income on Investments .....		2,115.75
City of Providence Trustee u/w of C. H. Smith—Real Estate Sales Proceeds—		
Superior Court:		
Cancellation of Certificates of Deposit.....		520,000.00
City of Providence Trustee u/w of C. H. Smith—Real Estate Sales Proceeds—		
Superior Court Income:		
Income on Investments .....		27,400.00
Charles H. Smith Trust Fund:		
Cancellation of U.S. Treasury Bonds.....		1,000.00
Charles H. Smith Trust Fund Income:		
Income on Investments.....		53.92
State of Rhode Island Realty Transfer Tax:		
Real Estate Conveyance Tax .....		123,960.64
State Sales Tax—Water:		
Receipts from Water .....		112,691.61
Summertime Program Payroll Transfer Fund:		
Contributions to Fund .....	\$ 9,500.00	
Refund on Payroll .....	12.25	9,512.25

**TRUST AND SPECIAL FUNDS**  
**DETAILS OF CASH RECEIPTS**  
**For the Fiscal Year Ended September 30, 1968**

Tax Sheltered Annuities—John Hancock Mutual Life Insurance Company:			
Payroll Deductions .....			9,085.41
Tax Sheltered Annuities—Metropolitan Life Insurance Company:			
Payroll Deductions .....			22,914.80
Tax Sheltered Annuities—Northwestern Mutual Life Insurance Company:			
Payroll Deductions .....			22,029.00
Tax Sheltered Annuities—Phoenix Mutual Life Insurance Company:			
Payroll Deductions .....			14,001.28
Tillinghast Donation Income:			
Interest on Savings Account.....			8.68
Samuel H. Tingley Trust Fund:			
Cancellation of U. S. Treasury Bonds.....			7,000.00
Samuel H. Tingley Trust Fund Income:			
Income on Investments.....			4,531.29
Unclaimed Estates Income:			
Interest on Savings Account.....			292.92
United Fund Incorporated:			
Payroll Deductions .....			17,770.21
Valley View Housing Reserve:			
Income on Investments.....	\$	13,399.72	
Annual Installment .....		23,300.00	
Cancellation of Certificates of Deposit.....		130,411.47	167,111.19
Emmeline Owen Vinton Fund Income:			
Interest on Savings Account.....			25.81
Frederick Arnold Vinton, M.D., Fund Income:			
Interest on Savings Account.....			28.90
Water Depreciation and Extension Fund:			
From 1967-1968 Water Surplus.....	\$	350,000.00	
Transfer from New Raw Water Booster Pumping Station .....		977,056.23	
Cancellation of Certificate of Deposit.....		1,577,329.27	
Income on Investments.....		193,167.60	3,097,553.10
New Water Main Account:			
Estimated Cost of Installation—Water Distribution.....			11,100.82
Water Improvements Plans and Specifications Deposit Account:			
Deposits for Plans and Specifications.....			1,550.00
City of Providence West End Elmwood Drop-In Youth Center Program II:			
Received from U. S. Government—Grant for Project.....	\$	561.68	
Payroll Reimbursements .....		873.78	
Refund on Bills .....		284.68	1,720.14
Weybosset Hill Land Rental Account:			
Rents .....			5,685.72
<b>Total Cash Receipts.....</b>			<b>\$29,428,570.65</b>

## TRUST AND SPECIAL FUNDS

## DETAILS OF EXPENDITURES

For the Fiscal Year Ended September 30, 1968

Air Pollution Control Program—Project No. 65-A 4301 M.I.:		
Refund of Balance to the Department of Health, Education and Welfare.....	\$	5,599.53
Henry B. Anthony Public Fountain Fund:		
Granite Benches for Lippitt Memorial Park .....		370.00
Senator Henry B. Anthony Prize Fund:		
Purchase of U. S. Treasury Notes.....		3,000.00
Senator Henry B. Anthony Prize Fund Income:		
Prize Medals .....		153.27
Automobile Accident Insurance Fund:		
Claims for Damages .....		8,739.47
Available for Highway Purposes:		
Purchase of Certificates of Deposit.....	\$	96,568.00
Refund of Overpayment on Special Assessments.....		78.98
		96,646.98
Ellen R. Barnes Trust Fund:		
Agricultural and Landscaping Equipment .....		940.00
Central Staffing—Progress for Providence Payroll Transfer Fund:		
Payments to General Fund .....		1,611,904.14
City Licenses Due State of Rhode Island:		
Fishing .....	\$	259.10
Hunting .....		224.00
		483.10
Credit Union of the American Federation of State, County and Municipal Employees:		
Payment to Union .....	\$	4,147.18
Refund of Erroneous Deductions.....		5.50
		4,152.68
Danforth Street Recreation Rentals:		
Payment to Capital Debt Fund.....		851.17
Danforth Street School Rentals:		
Payment to Capital Debt Fund.....		2,021.74
Deposit and Refund Account:		
Temporary Water Service .....	\$	964.70
Refund to Individuals for Temporary Water Service .....		1,335.30
Grants-In-Aid Public Libraries .....		38,905.87
Redemption of Tax Sales Properties.....		545.96
Fire Hydrant Damages.....		315.01
Fringe Benefits paid for Data Processing Employees assigned to Industrial National Bank .....		1,790.82
Water Bill .....		11.55
Easements Through Roger Williams Park Property.....		2,450.00
Paid to Heir of Thomas J. Young.....		681.08
Payment to Public Parks General.....		475.00
Reimbursement to Central Purchasing Revolving Fund .....		11,646.10
Reimbursement to Data Processing Division.....		797.50
		59,918.89
Dexter Donation Trust Fund:		
Purchase of Certificates of Deposit .....		40,000.00
Dexter Donation Trust Fund Income:		
Purchase of Certificates of Deposit .....		450,000.00
Ebenezer Knight Dexter Trust Fund Income:		
Payment to Progress for Providence.....	\$	37,727.00
Trust Commission .....		939.40
Amortization of Bond Premiums .....		323.81
		38,990.21
Employees' U.S. Savings (Bond Account):		
Purchase of Bonds .....	\$	223,668.75
Return of Contributions .....		1,349.90
Refund of Erroneous Deductions .....		150.00
		225,168.65
Emergency Public Improvement Fund:		
Purchase of Certificates of Deposit.....	\$	5,105,000.00
Transfer .....		607,500.00
		5,712,500.00



**TRUST AND SPECIAL FUNDS**  
**DETAILS OF EXPENDITURES**  
**For the Fiscal Year Ended September 30, 1968**

<b>Employees' Retirement System:</b>		
Retirement Allowances .....	\$ 1,690,236.49	
Return of Contributions .....	402,216.63	
Loans to Members .....	334,970.64	
Insurance Paid by Employees .....	6,529.84	
Loans Receivable—Insurance Refund .....	453.35	
Refund of Erroneous Deduction on Loans .....	47.95	
Loan, Industrial Foundation of Rhode Island .....	790,000.00	
Purchase of Certificates of Deposit .....	1,150,000.00	
Trust Commission .....	12,028.15	
Refund of Annuity Savings Erroneously Deducted .....	757.07	
Purchase of Common Stock .....	2,273,920.07	6,661,160.19
<b>Employees' Retirement System—State of R. I.:</b>		
Paid to Rhode Island Employees' Retirement System .....	\$ 720,025.71	
Refund of Erroneous Deductions .....	3,295.58	723,321.29
<b>Employees' Retirement System—State of R. I. —Survivors Benefits:</b>		
Paid to State of Rhode Island .....	\$ 11,150.08	
Refund of Erroneous Deductions .....	7.92	11,158.00
<b>Employees' Withholding Tax Deductions:</b>		
Payment to Bank (For Director of Internal Revenue) .....	\$ 5,043,170.33	
Refund of Erroneous Deductions .....	11,066.12	5,054,236.45
<b>Mary E. Fogarty Recreation Rentals:</b>		
Payment to Capital Debt Fund .....		171.18
<b>Mary E. Fogarty School Rentals:</b>		
Payment to Capital Debt Fund .....		630.00
<b>Food Stamp Cash and Stamp Shortage Account:</b>		
Payroll Deductions .....		263.50
<b>Marshall H. Gould Fund Income:</b>		
Scholarship Awards .....		75.00
<b>Hospital Service Corporation of Rhode Island:</b>		
Payment to Hospital Service Corporation .....	\$ 125,312.04	
Refund of Erroneous Deductions .....	238.15	
Payment to General Fund .....	241.01	125,791.20
<b>Hurricane Barrier Assessments:</b>		
Purchase of Certificates of Deposit .....		277,430.00
<b>Hurricane Barrier Assessments—Interest on Investments:</b>		
Purchase of Certificates of Deposit .....		11,152.00
<b>Local #278 American Federation of State, County and Municipal Employees A.F.L.-C.I.O.:</b>		
Payment to Union .....	\$ 9,755.00	
Refund of Erroneous Deductions .....	51.00	9,806.00
<b>Local #799 International Association of Fire Fighters:</b>		
Payment to Association .....		10,994.00
<b>Local #958 American Federation of Teachers:</b>		
Payment to Federation .....	\$ 21,941.00	
Refund of Erroneous Deductions .....	87.70	22,028.70
<b>Local #1033 Payers, Rammers, Curb Setters and Helpers A.F.L.:</b>		
Payment to Union .....	\$ 4,527.00	
Refund of Erroneous Deductions .....	3.00	4,530.00
<b>Local #1211 Providence School Employees' Union:</b>		
Payment to Union .....	\$ 16,714.00	
Refund of Erroneous Deductions .....	4.00	16,718.00
<b>Local #1339 School Clerks Union:</b>		
Payment to Union .....	\$ 4,767.00	
Refund of Erroneous Deductions .....	9.00	4,776.00
<b>Anna H. Man Trust Fund:</b>		
Purchase of U. S. Treasury Notes .....		6,000.00

## TRUST AND SPECIAL FUNDS

## DETAILS OF EXPENDITURES

For the Fiscal Year Ended September 30, 1968

Anna H. Man Trust Fund Income:			
Transfer Account .....			15,453.19
Mutual Benefit Life Insurance:			
Paid to Insurance Company .....	\$	48,911.71	
Refund of Erroneous Deductions .....		28.90	48,940.61
City of Providence Neighborhood Youth Corps Program II:			
Payment to U. S. Department of Labor—Balance of Unused Grant .....			5,363.16
North Burial Ground Perpetual Care Fund:			
Purchase of Stock—Industrial National Bank .....			10.40
North Burial Ground Perpetual Care Fund Income:			
Transfer Account .....			30,000.00
North Burial Ground Reserve Account:			
Purchase of Certificates of Deposit .....			50,000.00
Pedestrian Shopping Mall Extensions and Additions:			
Purchase of Certificates of Deposit .....	\$	8,416.50	
Services Other Than Personal .....		1,736.81	
Materials and Supplies .....		966.03	11,119.34
Pedestrian Shopping Mall Project A.P.W. R.I. 27-G:			
Purchase of Certificates of Deposit .....			8,627.00
Gladys Potter Trust Fund:			
Purchase of U. S. Treasury Notes .....			11,000.00
Gladys Potter Trust Fund Income:			
Payment to General Fund Revenue .....			593.07
Premiums on Bonds Sold:			
Transfer to Capital Account .....	\$	12,839.13	
Bond Sale Expenses .....		1,947.19	14,786.32
Providence Beautification Plan:			
Purchase of Certificates of Deposit .....			10,845.00
Providence Lodge #3 Fraternal Order of Police:			
Payment to Fraternal Order of Police .....			5,985.00
Providence Municipal Employees Credit Union:			
Payment to Union .....	\$	487,341.21	
Refund of Erroneous Deductions .....		31.00	487,372.21
Providence Permanent Firemen's Relief Association:			
Paid to Association .....			22,882.50
Providence Police Association:			
Payment to Association .....			15,245.00
Providence Teachers Credit Union:			
Payment to Union .....	\$	588,043.51	
Refund of Erroneous Deductions .....		1,030.26	
Payment to General Fund .....		1,013.38	590,087.15
Real Estate Sales Proceeds—General:			
Transfer Account .....	\$	4,123.25	
Purchase of Certificates of Deposit .....		3,800.00	7,923.25
Real Estate Sales Proceeds—Roger Williams Park Land Easement:			
Appraisal Services .....			150.00
Real Estate Sales Proceeds—Roger Williams Park Land Condemnation—State of Rhode Island:			
Transfer Account .....			750.00
Real Estate Sales Proceeds—Roger Williams Park Land Disposition:			
Transfer Account .....			11,779.60
Real Estate Sales Proceeds—Water Account:			
Purchase of Certificates of Deposit .....	\$	7,764.00	
Payment to Commissioners of Sinking Fund .....		7,811.96	15,575.96

## TRUST AND SPECIAL FUNDS

## DETAILS OF EXPENDITURES

For the Fiscal Year Ended September 30, 1968

Reserve for Social Security Taxes:		
Paid to State of Rhode Island .....	\$ 1,544,424.70	
Purchase of Certificates of Deposit .....	185,000.00	
Refund of Erroneous Deductions .....	1,918.79	
Refund of Maximum Amounts .....	2,587.73	
Refund of Exempt Employees .....	201.61	1,734,132.83
R.I. M-1 Demolition Program in Upper South Providence:		
Demolition of Buildings .....	\$ 42,874.00	
Examining Titles .....	1,525.00	
Appraisal Fees .....	100.00	44,499.00
Roger Williams Park—C. H. Smith—Unallocated Income Account:		
Payments to Revolving Fund .....		30,000.00
Sewer Assessments—Lubec Street:		
Purchase of Certificates of Deposit .....		723.50
Charles H. Smith Trust Fund:		
Purchase of U. S. Treasury Notes .....		1,000.00
City of Providence Trustee u/w of Charles H. Smith:		
Personal Services .....	\$ 1,916.36	
Services Other Than Personal .....	2,000.51	
Materials and Supplies .....	33.65	
Special Items .....	2,779.85	
Transfer to Charles H. Smith Unallocated Income Account .....	30,000.00	
Purchase of Certificates of Deposit .....	25,000.00	61,730.37
City of Providence Trustee u/w of Charles H. Smith:		
Real Estate Sales Proceeds—Superior Court:		
Purchase of Certificates of Deposit .....		520,000.00
City of Providence Trustee u/w of Charles H. Smith:		
Real Estate Proceeds—Superior Court Income:		
Transfer .....		54,933.71
Charles H. Smith Estate Real Estate Sales Proceeds—Condemnation:		
Purchase Certificates of Deposit .....		109,200.00
Charles H. Smith Estate Real Estate Sales Proceeds—Condemnation Income:		
Transfer .....		5,151.60
State of R. I. Realty Transfer Tax:		
Tax Remittance to State of Rhode Island .....	\$ 107,235.93	
Tax Commission—City of Providence .....	2,373.61	109,609.54
State Sales Tax—Water:		
Payment to State of Rhode Island .....	\$ 111,611.38	
Refund Erroneous Deductions .....	11.31	111,622.69
Summertime Program Payroll Transfer Fund:		
Payment to Transfer Fund .....		8,963.76
Tax Sheltered Annuities—John Hancock Mutual Life Insurance Company:		
Payment to Insurance Company .....		9,085.41
Tax Sheltered Annuities—Metropolitan Life Insurance Company:		
Payment to Insurance Company .....	\$ 22,814.80	
Refund Erroneous Deductions .....	100.00	22,914.80
Tax Sheltered Annuities—Northwestern Mutual Life Insurance Company:		
Payment to Insurance Company .....	\$ 21,813.00	
Refund Erroneous Deductions .....	216.00	22,029.00
Tax Sheltered Annuities—Phoenix Mutual Life Insurance Company:		
Payment to Insurance Company .....	\$ 13,875.28	
Refund Erroneous Deductions .....	126.00	14,001.28
Tillinghast Donation Trust Fund Income:		
Payment to General Fund .....		8.68
Samuel H. Tingley Trust Fund:		
Purchase of U. S. Treasury Notes .....		7,000.00

## TRUST AND SPECIAL FUNDS

## DETAILS OF EXPENDITURES

For the Fiscal Year Ended September 30, 1968

Samuel H. Tingley Trust Fund Income:		
Payment to General Fund .....		4,531.29
Unclaimed Estates Income:		
Payment to General Fund .....		292.92
United Fund Incorporated:		
Payment to United Fund .....	\$ 17,227.39	
Refund Erroneous Deductions .....	41.82	17,269.21
Valley View Housing Reserve:		
Purchase of Certificates of Deposit .....		161,411.47
Emmeline Owen Vinton Fund Income:		
Awards .....		40.00
Frederick Arnold Vinton M.D. Fund Income:		
Awards .....		30.00
City of Providence West End Elmwood 3 Drop-In Center Program II:		
Services Other Than Personal .....	\$ 561.68	
Special Items .....	1,732.71	2,294.39
Weybosset Hill Land Rental:		
Payment of Rent .....		696.00
Water Depreciation and Extension Fund:		
Payment to Capital Fund .....	\$ 27,000.00	
Purchase of Certificates of Deposit .....	3,039,329.27	
Shipping Costs on Investments .....	14.39	3,066,343.66
New Water Main Account:		
Installation of Water Mains .....	\$ 10,614.37	
Removal of Rock .....	486.45	11,100.82
Water Improvements Plans and Specifications Deposit Account:		
Refunds for Plans and Specifications .....	\$ 875.00	
Freight and Postage Charges .....	3.49	878.49
<b>Total Expenditures .....</b>		<b>\$28,697,664.52</b>

Exhibit G-1

---

## **SECTION VI**

### **Revolving Funds**

---

Exhibit H

## REVOLVING FUNDS

## BALANCE SHEET

As of September 30, 1968

	Cash	Accounts Receivable and Due from Other Funds	Inven- tories	Fixed Assets	Total Assets	Accounts Payable	Due to Other Funds	Revenue Available When Collected	Net Resources	Total Liabilities and Resources
Public Works Revolving Funds:										
Stores .....	\$ 43,733.91	\$ 80,911.61	\$ 93,686.23		\$218,331.75	\$ 39,953.32	\$ 81,378.43		\$ 97,000.00	\$218,331.75
Equipment .....	90,037.08	81,378.43		\$858,706.45	1,030,121.96				1,030,121.96	1,030,121.96
Other Revolving Funds:										
Stanford Research Institute — Civil Defense Study .....	682.05				682.05				682.05	682.05
Roger Williams Plat Water Service Account .....	375.00				375.00		375.00			375.00
Central Purchasing Revolving Fund .....	5,134.27	30,601.62	8,731.35		44,467.24	1,097.46			43,369.78	44,467.24
Municipal Garage .....	7,610.21	22,480.88	19,643.28		49,734.37	6,803.10			42,931.27	49,734.37
Civil Defense .....	7,680.98				7,680.98				7,680.98	7,680.98
North Burial Ground .....	19,100.91	1,568.07			20,668.98	2,140.05		\$ 1,568.07	16,960.86	20,668.98
Providence Junior Police Camp Roger Williams Park — C. H. Smith Estate .....	765.43				765.43				765.43	765.43
Mary Elizabeth Sharpe Tree Fund .....	4,908.08				4,908.08	736.42			4,171.66	4,908.08
Mary Elizabeth Sharpe Parks Fund .....	11,174.88				11,174.88				11,174.88	11,174.88
Nellie Johnson Playground Fund .....	2,043.09				2,043.09	207.90			1,835.19	2,043.09
Public School Estates .....	3,132.99				3,132.99	501.00			3,132.99	3,132.99
Providence Junior Fire Depart- ment .....	501.00				501.00					501.00
Water Stores .....	2,911.89				2,911.89				2,911.89	2,911.89
Providence Human Relations Commission .....	36,162.17				36,162.17	7,024.10			29,138.07	36,162.17
Betsy Williams Cottage Land- scaping .....	8,372.74				8,372.74				8,372.74	8,372.74
Blackstone Blvd. Plant Fund .....	254.64				254.64				254.64	254.64
Roger Williams Park Zoo Fund .....	63.40				63.40				63.40	63.40
Food Stamp Program .....	103.22				103.22	5.50			97.72	103.22
Water Meter Conversion .....	17,640.88				17,640.88	692.66			16,948.22	17,640.88
	24,511.86				24,511.86				24,511.86	24,511.86
Totals .....	\$286,900.68	\$216,940.61	\$122,060.86	\$858,706.45	\$1,484,608.60	\$ 59,161.51	\$ 81,753.43	\$ 1,568.07	\$1,342,125.59	\$1,484,608.60

Exhibit H-1

Exhibit A

Exhibit A

Exhibit H-1

## REVOLVING FUNDS

## SUMMARY OF CASH RECEIPTS AND DISBURSEMENTS

For the Fiscal Year Ended September 30, 1968

	Balance Oct. 1, 1967	Receipts	Total Available	Disbursements	Balance Sept. 30, 1968
<b>Public Works Revolving Funds:</b>					
Stores .....	\$197,121.15	\$677,432.08	\$874,553.23	\$830,819.32	\$ 43,733.91
Equipment .....	67,909.18	221,469.40	289,378.58	199,341.50	90,037.08
<b>Other Revolving Funds:</b>					
Stamford Research Institute—Civil Defense Study .....	682.05	.....	682.05	.....	<b>682.05</b>
Roger Williams Plat Water Service Account.....	375.00	.....	375.00	.....	375.00
Central Purchasing Revolving Fund.....	16,092.16	105,055.87	121,148.03	116,013.76	5,134.27
Municipal Garage .....	7,150.68	170,587.51	177,738.19	170,127.98	7,610.21
Civil Defense .....	7,694.63	.....	7,694.63	13.65	7,680.98
North Burial Ground.....	18,786.71	94,001.25	112,787.96	93,687.05	19,100.91
Providence Junior Police Camp.....	2,192.85	20,054.49	22,247.34	21,481.91	765.43
Roger Williams Park — C. H. Smith Estate.....	4,946.77	30,000.00	34,946.77	30,038.69	4,908.08
Mary Elizabeth Sharpe Parks Fund.....	3,558.87	.....	3,558.87	1,515.78	2,043.09
Mary Elizabeth Sharpe Tree Fund.....	8,721.30	5,971.08	14,692.38	3,517.50	11,174.88
Nellie Johnson Playground Fund.....	3,132.99	.....	3,132.99	.....	3,132.99
Public School Estates.....	400.00	43,687.60	44,087.60	43,586.60	501.00
Providence Junior Fire Department.....	3,124.66	3,050.00	6,174.66	3,262.77	2,911.89
Providence Human Relations Commission.....	8,372.74	.....	8,372.74	.....	8,372.74
Betsy Williams Cottage Landscaping.....	1,200.00	.....	1,200.00	945.36	254.64
Blackstone Blvd. Plant Fund.....	91.20	.....	91.20	27.80	63.40
Roger Williams Park Zoo Fund.....	55.30	1,021.09	1,076.39	973.17	103.22
Water Stores .....	33,153.42	83,089.53	116,242.95	80,080.78	36,162.17
Water Meter Conversion .....	.....	30,421.25	30,421.25	5,909.39	24,511.86
Food Stamp Program.....	81,658.57	881.50	82,540.07	64,899.19	17,640.88
Totals .....	\$466,420.23	\$1,486,722.65	\$1,953,142.88	\$1,666,242.20	\$286,900.68

Schedule H-1a

Schedule H-1b

Exhibit H

## REVOLVING FUNDS

## DETAILS OF REVENUE CASH RECEIPTS

For the Fiscal Year Ended September 30, 1968

<b>Public Works Revolving Funds:</b>		
Stores .....		\$ 677,432.08
Equipment .....		221,469.40
<b>Other Revolving Funds:</b>		
Central Purchasing Revolving Fund:		
Reimbursement for Supplies and Postage.....		105,055.87
Municipal Garage:		
Sale of Merchandise and Service.....		170,587.51
Water Meter Conversion:		
City Appropriation .....	\$ 15,000.00	
Sale of Registers and Receptacles .....	15,421.25	30,421.25
North Burial Ground:		
Tomb Rent .....	\$ 70.40	
Transfer from Perpetual Care Fund Income.....	30,000.00	
House Rental .....	582.00	
Interments .....	43,425.50	
Sale of Lots.....	14,089.06	
Certificates .....	108.00	
Improvements to Lots.....	5,726.29	94,001.25
Providence Junior Police Camp:		
City Appropriation .....	\$ 20,000.00	
Rebate of Advanced Insurance Premium.....	54.49	20,054.49
Roger Williams Park — C. H. Smith Estate:		
Receipt from Trustees of C. H. Smith Estate.....		30,000.00
Public School Estates:		
School Department — Repairs to Property.....	\$ 18,687.60	
City Appropriation .....	25,000.00	43,687.60
Mary Elizabeth Sharpe Tree Fund:		
Mary Elizabeth Sharpe.....	\$ 2,242.52	
City Appropriation .....	2,613.56	
Helen A. P. Merriman .....	100.00	
Alliance Francaise .....	15.00	
The Mary Dexter Fund, Inc.....	1,000.00	5,971.08
Providence Junior Fire Department:		
The Sears Roebuck Foundation.....		3,050.00
Roger Williams Park Zoo Fund:		
Gift of Stock - Anonymous .....		1,021.09
Water Stores:		
Sale of Meters.....		83,089.53
Food Stamp Program:		
Received from Ebenezer Knight Dexter Trust Fund Income.....		881.50
<b>Total Revenue and Cash Receipts.....</b>		<b>\$ 1,486,722.65</b>

Exhibit H-1



Schedule H-1b

## REVOLVING FUNDS

## STATEMENT OF EXPENDITURES

For the Fiscal Year Ended September 30, 1968

	Personal Services	Services Other Than Personal	Materials and Supplies	Special Items	Structures and Equipment Outlay	Transfers to Other Revolving Funds	Transfers to General and Trust Funds	Total
Public Works Revolving Funds:								
Stores .....	\$108,097.28	\$103,452.78	\$389,729.73	.....	\$199,341.50	\$221,369.40	.....	\$822,649.19
Equipment .....	.....	.....	.....	.....	.....	.....	.....	199,341.50
Other Revolving Funds:								
Central Purchasing Revolving Fund								
Municipal Garage .....	41,846.23	37,591.61	34,436.08	\$ 1,265.00	.....	.....	.....	115,138.92
Civil Defense .....	29,788.44	65,991.71	63,939.32	.....	.....	.....	.....	159,719.47
North Burial Ground .....	70,056.38	4,573.62	13.65	2,470.45	.....	.....	.....	13.65
Providence Junior Police Camp .....	6,429.14	563.82	10,169.63	775.00	1,100.00	.....	.....	88,370.08
Roger Williams Park — C. H. Smith Estate .....	13,974.39	2,591.06	10,580.27	.....	1,003.95	.....	.....	19,352.18
Mary Elizabeth Sharpe Parks Fund .....	.....	437.00	13,695.81	.....	.....	.....	.....	30,261.26
Mary Elizabeth Sharpe Tree Fund .....	.....	.....	1,197.18	.....	2.50	.....	.....	1,636.68
Public School Estates .....	.....	.....	3,517.50	.....	.....	.....	.....	3,517.50
Providence Junior Fire Department .....	.....	43,586.60	.....	.....	.....	.....	.....	43,586.60
Betsy Williams Cottage Landscaping .....	.....	1,690.65	1,572.12	.....	.....	.....	.....	3,262.77
Water Stores .....	.....	45.00	266.36	.....	.....	.....	.....	311.36
Food Stamp Program .....	6,986.26	.....	80,118.62	.....	.....	.....	.....	87,104.88
Roger Williams Park Zoo Fund .....	32,058.64	27,298.14	167.96	3,670.84	160.96	.....	.....	63,356.54
Water Meter Conversion .....	.....	31.44	350.73	.....	596.50	.....	.....	978.67
Totals .....	\$309,236.76	\$287,853.43	\$615,664.35	\$ 8,181.29	\$202,205.41	\$221,369.40	.....	\$1,644,510.64

Schedule H-1c

## REVOLVING FUNDS

RECONCILIATION OF EXPENDITURES PER (SCHEDULE H-1b) WITH  
DISBURSEMENTS PER (EXHIBIT H-1)

For the Fiscal Year Ended September 30, 1968

Total Expenditures per Schedule H-1b.....		\$ 1,644,510.64
Add:		
Expenditures for year 1966-1967 (Paid in year 1967-1968) Accounts Payable		
See Schedule H-1c 1967 Report:		
Public Works Revolving Funds:		
Stores .....	\$ 48,123.45	
Other Revolving Funds:		
Central Purchasing Revolving Fund.....	1,972.30	
Municipal Garage .....	17,211.61	
Betsy Williams Cottage Landscaping .....	634.00	
North Burial Ground.....	7,457.02	
Providence Junior Police Camp.....	2,129.73	
Roger Williams Park — C. H. Smith Estate .....	513.85	
Mary Elizabeth Sharpe Parks Fund.....	87.00	
Blackstone Blvd. Parkway Plant Fund .....	27.80	
Food Stamp Program.....	2,235.31	80,392.07
Total .....		\$ 1,724,902.71
Deduct:		
Expenditures for year 1967-1968 (Paid in year 1968-1969):		
Public Works Revolving Fund:		
Stores .....	\$ 39,953.32	
Other Revolving Funds:		
Central Purchasing Revolving Fund.....	1,097.46	
Municipal Garage .....	6,803.10	
North Burial Ground.....	2,140.05	
Water Stores .....	7,024.10	
Roger Williams Park — C. H. Smith Estate.....	736.42	
Mary Elizabeth Sharpe Parks Fund.....	207.90	
Roger Williams Park Zoo Fund .....	5.50	
Food Stamp Program.....	692.66	58,660.51
Adjusted Revolving Fund Expenditures — Per Exhibit H-1.....		\$ 1,666,242.20
		<b>Exhibit H-1</b>

---

---

## **SECTION VII**

### **Federal Programs Fund**

---

---

Exhibit J

**FEDERAL PROGRAMS FUND****BALANCE SHEET**

September 30, 1968

---

---

<b>Assets</b>	
Cash .....	\$ 940,152.50
Investments .....	600,000.00
Due from Federal Government.....	7,288,781.71
Due from City of Providence.....	2,110,945.75
<b>Total Assets</b> .....	<u>\$10,939,879.96</u>
<b>Liabilities, Reserves and Unencumbered Appropriations</b>	
Due to Other Funds.....	\$ 2,260.66
Reserve for Encumbrances.....	5,476,725.88
Unencumbered Appropriations .....	5,460,893.42
<b>Total Liabilities, Reserves and Unencumbered Appropriations</b> .....	<u>\$10,939,879.96</u>

---

Exhibit J-1

**FEDERAL PROGRAMS FUND**  
**APPROPRIATIONS, EXPENDITURES AND UNEXPENDED BALANCES**  
**Through September 30, 1968**

	Appropriations	Disbursements	Encumbrances	Unexpended Balance
<b>Title I ESEA (1965)</b>				
City of Providence, Title I ESEA (1965) East Side Planning Grant	\$ 2,000.00	\$ 1,983.73		\$ 16.27
City of Providence, Title I ESEA (1965) South Providence Planning Grant	2,126.00	2,124.46		1.54
City of Providence, Title I ESEA (1965) Focus South Providence, M.E.O. II	89,656.00	86,662.65		2,993.35
City of Providence, Title I ESEA (1965) Summer School Clinic	17,714.00	12,047.32		5,666.68
City of Providence, Title I ESEA (1965) A.R.M. I	148,182.00	137,449.65		10,732.35
City of Providence, Title I ESEA (1965) Industrial Arts Education Center I	21,117.00	16,718.45		4,398.55
City of Providence, Title I ESEA (1965) Upward and Onward	13,169.00	11,724.41		1,444.59
City of Providence, Title I ESEA (1965) G.I.R.D. II	94,583.00	93,910.88		672.12
City of Providence, Title I ESEA (1965) Summer Reading Project	97,829.40	91,523.12		6,306.28
City of Providence, Title I ESEA (1965) S.P.R.E.A.D. I	1,022,991.74	979,486.43	\$ 3,169.13	40,336.18
City of Providence, Title I ESEA (1965) A.R.M. IV	104,667.00	99,837.42	571.65	4,257.93
City of Providence, Title I ESEA (1965) Project Awareness — Phase I	6,703.00	5,304.30		1,398.70
City of Providence, Title I ESEA (1965) Industrial Arts Center III	49,474.00	39,649.82		9,824.18
City of Providence, Title I ESEA (1965) Summer 68	220,404.00	199,051.13	5,044.38	16,308.49
City of Providence, Title I ESEA (1965) S.P.R.E.A.D. II	1,092,360.00	30,387.53		1,061,972.47
City of Providence, Title I ESEA (1965) Reading II	367,795.00	358,446.14		9,348.86
City of Providence, Title I ESEA (1965) Speech and Hearing II	14,701.00	11,924.53		2,776.47
City of Providence, Title I ESEA (1965) School Clinic for Educationally and Emotionally Disadvantaged Children I	65,176.00	55,985.25		9,190.75
City of Providence, Title I ESEA (1965) A.R.M. II	279,271.45	279,271.45		
City of Providence, Title I ESEA (1965) H.E.P.	121,808.00	119,220.87		2,587.13
City of Providence, Title I ESEA (1965) Focus on South Providence I	189,644.03	171,242.37		18,401.66
City of Providence, Title I ESEA (1965) G.I.R.D. I	123,301.00	117,477.32		5,823.68
City of Providence, Title I ESEA (1965) Industrial Arts Center II	97,472.00	93,205.02		4,266.98
City of Providence, Title I ESEA (1965) School Clinic for Educationally and Emotionally Disadvantaged Children II	73,782.00	25,494.94		48,287.06
City of Providence, Title I ESEA (1965) Speech and Hearing I	50,361.00	29,352.94		21,008.06
City of Providence, Title I ESEA (1965) Reading I	525,067.04	501,969.83		23,097.21
City of Providence, Title I ESEA (1965) Special Education	69,097.00	34,446.78		34,650.22
City of Providence, Title I ESEA (1965) A.R.M. III	226,120.00	210,092.96		16,027.04
<b>Total Title I ESEA (1965)</b>	<b>\$ 5,186,571.66</b>	<b>\$ 3,815,991.70</b>	<b>\$ 8,785.16</b>	<b>\$ 1,361,794.80</b>
<b>Title II ESEA (1965)</b>				
City of Providence, Title II ESEA (1965) Program III	\$ 74,259.00	\$ 11,773.42	\$ 62,290.82	\$ 194.76
City of Providence, Title II ESEA (1965) Program II	76,256.00	74,239.56	2,015.88	.56
City of Providence, Title II ESEA (1965) Elementary and Secondary Education Act	77,651.00	77,651.00		
<b>Total Title II ESEA (1965)</b>	<b>\$ 228,166.00</b>	<b>\$ 163,663.98</b>	<b>\$ 64,306.70</b>	<b>\$ 195.32</b>
<b>Title III ESEA (1965)</b>				
City of Providence, Title III ESEA (1965) Education Laboratory Theatre I	\$ 470,153.00	\$ 464,512.20		\$ 5,640.80
City of Providence, Title III ESEA (1965) A.C.E.	43,500.00	33,167.88		10,332.12
City of Providence, Title III ESEA (1965) Education Laboratory Theatre II	477,000.00	466,677.25	\$ 247.75	10,075.00
City of Providence, Title III ESEA (1965) Planning for Adult Education	17,198.00	16,139.06		1,058.94
City of Providence, Title III ESEA (1965) C.O.P.E.	104,833.00	82,870.89		21,962.11
City of Providence, Title III ESEA (1965) A.R.I.S.E. I	38,742.00	25,210.90	6.80	13,524.30
City of Providence, Title III ESEA (1965) Providence and Blackstone Valley Planning Proposal	49,334.00	27,871.16		21,462.84
City of Providence, Title III ESEA (1965) Bridging the Gap	23,502.00	16,722.62		6,779.38
City of Providence, Title III ESEA (1965) C.I.T.Y.	21,986.00	19,941.80		2,044.20
City of Providence, Title III ESEA (1965) Feasibility I	26,335.50	23,096.78		3,238.72
City of Providence, Title III ESEA (1965) Follow Through I	43,278.00	16,826.31		26,451.69
City of Providence, Title III ESEA (1965) A.R.I.S.E. II	57,980.28	27,849.35	569.48	29,561.45

Exhibit J-1—Continued

**FEDERAL PROGRAMS FUND**  
**APPROPRIATIONS, EXPENDITURES, AND UNEXPENDED BALANCES**  
**Through September 30, 1968**

	Appropriations	Disbursements	Encumbrances	Unexpended Balance
City of Providence, Title III ESEA (1965) Curriculum Improvement in Elementary Science .....	39,143.00	13,177.80	208.00	25,757.20
City of Providence, Title III ESEA (Rev. 1967) Blackstone Valley Cerebral Dysfunction Center.....	165,191.00	15,020.72	5,905.38	144,264.90
City of Providence, Title III ESEA (1965) Bridging the Gap Social Studies .....	29,500.00	4,425.00	4,039.67	21,035.33
City of Providence, Title III ESEA (Rev. 1967) Private School Summer Program .....	27,669.00	22,054.18	.....	5,614.82
City of Providence, Title III ESEA (1965) Follow Through Center .....	85,039.00	45.89	160.83	84,832.28
City of Providence, Title III ESEA (Rev. 1967) Martin Luther King Cultural Center .....	23,339.00	.....	.....	23,339.00
City of Providence, Title III ESEA (Rev. 1967) Feasibility II .....	25,815.00	.....	.....	25,815.00
City of Providence, Title III ESEA (1965) Education Laboratory Theatre III .....	404,185.00	.....	.....	404,185.00
City of Providence, Title III ESEA (1965) Follow Through II ..	90,492.00	4,360.10	1,522.10	84,609.80
<b>Total Title III ESEA (1965).....</b>	<b>\$ 2,264,214.78</b>	<b>\$ 1,279,969.89</b>	<b>\$ 12,660.01</b>	<b>\$ 971,584.88</b>
<b>Title IV</b>				
City of Providence, Title IV (1964) C.R.A. ....	\$ 49,673.00	\$ 18,439.48	\$ 8.60	\$ 31,224.92
<b>Total Title IV .....</b>	<b>\$ 49,673.00</b>	<b>\$ 18,439.48</b>	<b>\$ 8.60</b>	<b>\$ 31,224.92</b>
<b>Title VI</b>				
City of Providence, Title VI ESEA (1965) Project Identify ....	\$ 21,339.75	\$ 16,523.63	\$ 1,150.94	\$ 3,665.18
<b>Total Title VI .....</b>	<b>\$ 21,339.75</b>	<b>\$ 16,523.63</b>	<b>\$ 1,150.94</b>	<b>\$ 3,665.18</b>
<b>Progress for Providence, Inc.—Office of Economic Opportunity</b>				
City of Providence Federal Hill Drop-In Center I .....	\$ 30,411.80	\$ 28,127.00	.....	\$ 2,284.80
City of Providence Smith Hill Drop-In Center I .....	20,297.00	8,982.28	.....	11,314.72
City of Providence West End Elmwood Drop-In Center I .....	28,866.00	28,241.33	\$ 44.17	580.50
City of Providence Federal Hill Drop-In Center II.....	20,974.00	18,815.50	105.40	2,053.10
City of Providence West End Elmwood Drop-In Center II .....	36,397.00	1,404.52	.....	34,992.48
City of Providence Federal Hill Drop-In Center III .....	31,287.00	1,199.75	.....	30,087.25
Providence School Department Community Schools Program III .....	188,317.18	165,604.45	.....	22,712.73
Providence School Department Community Schools Program IV .....	368,138.40	283,876.37	.....	84,262.03
Providence School Department Community Schools Program V .....	142,111.00	130,673.02	.....	11,437.98
Providence School Department Community Schools Program VI .....	333,355.55	260,403.80	310.00	72,641.75
Providence School Department Community Schools Program VII .....	78,174.59	61,178.79	.....	16,995.80
Providence School Department Community Schools Program VIII .....	413,671.20	1,160.73	.....	412,510.47
Providence School Department Pre-Kindergarten Program I .....	387,990.89	261,395.64	.....	126,595.25
Providence School Department Pre-Kindergarten Program II .....	70,396.00	36,670.28	.....	33,725.72
Providence School Department Pre-Kindergarten Program III ..	339,991.00	292,316.17	440.00	47,234.83
Providence School Department Pre-Kindergarten Program IV ..	329,624.00	13,963.45	.....	315,660.55
<b>Total Progress for Providence, Inc.—Office of Economic Opportunity .....</b>	<b>\$ 2,820,002.61</b>	<b>\$ 1,594,013.08</b>	<b>\$ 899.57</b>	<b>\$ 1,225,089.96</b>
<b>Housing and Urban Development</b>				
City of Providence Urban Planning Project P-23.....	\$ 272,748.00	\$ 257,491.27	\$ 7,277.25	\$ 7,979.48
City of Providence New Careers.....	77,773.00	64,287.90	.....	13,485.10
City of Providence Code Enforcement Project R. I. E-1 .....	1,074,756.00	393,126.07	18,327.38	663,302.55
City of Providence Redevelopment Projects Account.....	2,693,679.71	2,560,849.94	295.45	132,534.32
City of Providence Model Cities Program .....	94,622.18	50,435.99	426.70	43,759.49
<b>Total Housing and Urban Development.....</b>	<b>\$ 4,213,578.89</b>	<b>\$ 3,326,191.17</b>	<b>\$ 26,326.78</b>	<b>\$ 861,060.94</b>
<b>U. S. Department of Health, Education and Welfare</b>				
City of Providence Elderly Multi-Purpose Center I .....	\$ 88,260.00	\$ 67,445.43	\$ 43.50	\$ 20,771.07
City of Providence Elderly Multi-Purpose Center II .....	61,826.00	46,378.53	15.29	15,432.18
City of Providence Elderly Multi-Purpose Center III.....	64,888.00	3,295.45	8,454.95	53,137.60
National Teacher Corps V BHEA (1965) I.....	159,254.00	128,956.08	.....	30,297.92
National Teacher Corps V BHEA (1965) II.....	122,030.00	105,867.56	.....	16,162.44
<b>Total U. S. Department of Health, Education and Welfare .....</b>	<b>\$ 496,258.00</b>	<b>\$ 351,943.05</b>	<b>\$ 8,513.74</b>	<b>\$ 135,801.21</b>

**FEDERAL PROGRAMS FUND**  
**APPROPRIATIONS, EXPENDITURES, AND UNEXPENDED BALANCES**  
**Through September 30, 1968**

	Appropriations	Disbursements	Encumbrances	Unexpended Balance
<b>U. S. Department of Labor</b>				
City of Providence Neighborhood Youth Program III .....	\$ 175,069.00	\$ 170,574.86	.....	\$ 4,494.14
Providence School Department Neighborhood Youth Program III .....	815,310.00	814,550.00	.....	760.00
City of Providence Neighborhood Youth Program IV .....	297,500.00	248,098.43	.....	49,401.57
Providence School Department Neighborhood Youth Program IV .....	607,230.00	329,533.81	.....	277,696.19
City of Providence Senior Aides .....	88,043.00	12,783.72	.....	75,259.28
Providence School Department — Bureau of Work Program, M.D.T.A. ....	89,840.00	67,431.23	.....	22,408.77
City of Providence Human Relations Commission, Contract Compliance .....	8,994.00	1,375.41	\$ 253.70	7,364.89
<b>Total U. S. Department of Labor.....</b>	<b>\$ 2,081,986.00</b>	<b>\$ 1,644,347.46</b>	<b>\$ 253.70</b>	<b>\$ 437,384.84</b>
<b>Economic Development Administration</b>				
City of Providence Supplemental Tunnel and Aqueduct .....	\$15,788,000.00	\$10,080,936.81	\$ 5,353,820.68	\$ 353,242.51
<b>Total Economic Development Administration.....</b>	<b>\$15,788,000.00</b>	<b>\$10,080,936.81</b>	<b>\$ 5,353,820.68</b>	<b>\$ 353,242.51</b>
<b>Total Appropriations, Disbursements, Encumbrances and Unex- pended Balances .....</b>	<b>\$33,149,790.69</b>	<b>\$22,292,020.25</b>	<b>\$ 5,476,725.88</b>	<b>\$ 5,381,044.56</b>

---

---

## **PART II**

### **Statistical Information**

**NOTE—Tables 1, 2 and 3 present Real Estate and Personal Property data in compliance with the provisions of Section 85, Chapter 2, Revised Ordinances of 1946. The Real Estate Tables—numbers 1 and 2—were prepared by the City Engineer's office based on the records of that department, while Table 3—showing summaries of inventories of Personal Property is based on information furnished by the Inventory Division of the Purchasing Department with the one exception of Schools, which was furnished by the School Department.**

---

---



Table 1

# REAL ESTATE

## SUMMARY OF REAL ESTATE

	Area Square Feet	Assessor's Valuation*		
		Land	Buildings and Improvements	Total
Parks and Playgrounds .....	42,128,588	\$ 6,140,730.00	\$ 2,354,050.00	\$ 8,494,780.00
Miscellaneous Public Buildings .....	12,678,293	5,573,360.00	5,379,710.00	10,953,070.00
Miscellaneous Real Estate .....	1,804,433	1,408,213.00	2,436,980.00	3,845,193.00
Public Schools .....	6,733,630	2,566,320.00	29,048,200.00	31,614,520.00
Fire Stations .....	295,637	239,690.00	2,604,300.00	2,843,990.00
Police Stations .....	26,420	4,870.00	167,750.00	172,620.00
Real Estate Acquired at Tax Sale .....	1,024,765	193,103.00	182,170.00	375,273.00
Water Works .....	672,933,175	1,461,303.00	10,715,157.00	12,176,460.00
<b>Total Other Than Trust Funds .....</b>	<b>737,624,941</b>	<b>\$17,587,589.00</b>	<b>\$52,888,317.00</b>	<b>\$70,475,906.00</b>
<b>Held by Trust Funds: .....</b>				
Dexter Donation .....	488,950	151,470.00	.....	151,470.00
Charles H. Smith Estate .....	36,334	123,334.00	75,850.00	199,184.00
<b>Total Trust Funds .....</b>	<b>525,284</b>	<b>274,804.00</b>	<b>75,850.00</b>	<b>350,654.00</b>
<b>TOTAL .....</b>	<b>738,150,225</b>	<b>\$17,862,393.00</b>	<b>\$52,964,167.00</b>	<b>\$70,826,560.00</b>

\*Assessor's Valuations as of December 1968.

Table 1—Continued

# REAL ESTATE

## PUBLIC PARKS AND PLAYGROUNDS

No.	NAME	AREA		ASSESSOR'S VALUATION			
		Sq. Ft.	Acres	Land	Buildings and Improvements	Total	
1	Roger Williams Square, Gano, Power, Roger and Williams Streets.....	†40,000	9.1827	\$ 10,110.00	\$	\$	10,110.00
3	Washington Square, Tockwotton, Benefit and Traverse Streets.....	†24,016	.55133	11,260.00			11,260.00
4	Playground, Sharon and Smith Streets.....	†88,379	2.02890	29,170.00			29,170.00
5	Fenner Park, Governor Street.....	†2,954	.06781	1,810.00			1,810.00
6	Blackstone Park (includes River Road).....	1,975,416	45.34931	530,360.00			530,360.00
7	Blackstone Boulevard Parkway.....	845,500	19.41001				
8	Park at Junction of Summit Avenue and Brewster Street.....	†1,949	.04474	1,060.00			1,060.00
9	Prospect Terrace, Congdon and Wheaton Streets.....	88,399	2.02936	30,730.00			30,730.00
10	New Playground Site, New York Avenue.....	120,000*	2.75482	18,000.00			18,000.00
11	Gladys Potter Garden, Humboldt Avenue at Elton Street.....	†53,748	1.23389	25,030.00			25,030.00
12	Tockwotton Park Swimming Pool and Bldg.....				\$ 51,400.00		51,400.00
13	Park between Collyer Street and the Moshassuck River.....	281,805	6.46935	17,840.00			17,840.00
14	Playground, Hawes, Quaid, Babbitt and Black Streets.....	†33,725	.77422	7,480.00			7,480.00
15	Admiral Hopkins Square, Branch Avenue at Charles Street.....	†48,369	1.11040	32,210.00			32,210.00
16	Hopkins Park, Admiral Street.....	321,088	7.37117	146,140.00	4,620.00		150,760.00
17	Playground on Shiloh Street.....	†196,002	4.49958	2,610.00	11,000.00		13,610.00
18	Park and Playground, Hawkins, Ascham and McMillan Streets.....	†75,011	1.72202	12,000.00	9,000.00		21,000.00
21	The Abbott Park, Weybosset Street.....	7,800	.17906	54,600.00			54,600.00
22	Sayles Street Playground Site.....	94,326	2.16542	28,300.00	85,090.00		113,390.00
23	Willard Center Playground, Pilgrim and Staniford Streets.....	354,512	8.13847	237,520.00			237,520.00
24	Playground Site and Jewish Community Center Bldg.....	70,829	1.62601	37,690.00	100,000.00		137,690.00
25	Public Gardens (Parking Lot).....	257,408	5.90927	566,300.00			566,300.00
26	City Hall Park, Exchange Place.....	111,879	2.56839	1,519,760.00			1,519,760.00
28	Playground, Somerset, Dudley and Tanner Streets and Prairie Avenue.....	†83,061	1.90682	28,300.00	150,000.00		178,300.00
30	Park and Playground on Richardson Street.....	139,039	3.19189	36,970.00	8,800.00		45,770.00
31	Columbus Park, Reservoir Avenue at Elmwood Avenue.....	†9,107	.20907	12,130.00			12,130.00
32	Roger Williams Park, Broad Street, Elmwood and Park Avenues.....	18,557,093	426.01223	1,097,350.00	635,000.00		1,732,350.00
33	Mashapaug Pond (Potter Factory Lot).....	3,515	.08070	230.00			230.00
34	Columbia Park, Vermont Avenue.....	†69,611	1.59805	11,200.00	9,000.00		20,200.00
35	Lieutenant George E. Dillon Memorial Park, Bucklin and Dexter Streets.....	†308,744	7.08779	85,420.00	19,450.00		104,870.00
36	Sergeant John W. Major Memorial Park, Ellery Street.....	†32,054	.73585	8,300.00			8,300.00
37	Playground on Wallace and Clarence Streets.....	40,036	.91909	8,380.00	9,000.00		17,380.00
38	Edward Walter Forys Memorial Playground, Sterling Avenue.....	†147,631	3.38914	22,150.00			22,150.00
39	Playground, Laurel Hill Avenue.....	†110,154	2.52879	21,970.00			21,970.00
40	Neutoconanut Hill Park, Plainfield Street.....	3,016,273	69.24412	176,110.00	8,630.00		30,600.00
41	The King Park, Plainfield Street.....	700,518	16.08168	38,620.00	87,020.00		125,640.00
42	Corporal Thomas P. Conlon, Jr. Memorial Park, Messer Street.....	86,113	1.97688	28,620.00			28,620.00
43	Playground, Ridge, Almy, Penn and Tell Streets.....	†27,579	.63313	8,030.00	7,040.00		15,070.00
44	Arnold Square, River Avenue at Regent Avenue.....	†38,931	.89373	8,800.00			8,800.00
45	Davis Park (100 ft. reserved strip on west side Raymond Street).....	111,054	2.54944	14,760.00			14,760.00
46	Pleasant Valley Parkway.....	786,429	18.05393	148,670.00			148,670.00
49	Narragansett Avenue Playground.....	195,136	4.47970	35,120.00			35,120.00
50	Playground on Roanoke Street and Mount Pleasant Avenue.....	156,705	3.59745	41,680.00	30,000.00		71,680.00
51	Playground on Elm Grove Avenue and Sessions Street.....	39,852	.91487	21,120.00			21,120.00
52	Obadiah Brown Playground, Chalkstone Avenue.....	†410,910	9.43319	18,480.00	25,000.00		43,480.00
53	The Triggs Memorial Park, Chalkstone Avenue.....	6,799,429	156.09341	360,440.00			360,440.00
54	Triggs Memorial Golf Club House, Chalkstone Avenue.....	18,400	.42240	3,640.00	101,100.00		104,740.00

55	Playground on Barstow, Valley, Cutler Streets and Woonasquatucket River .....	†210,878	4,841,09	56,100.00	11,000.00	67,100.00
56	Patrick A. Cunningham Memorial Park, Smith Street at Sharon Street .....	38,660	88751	15,430.00	600.00	16,030.00
57	Constance Witherby Park, Waterman and Pitman Streets .....	72,658	1,66800	16,830.00	.....	16,830.00
58	Roger Williams Spring Site, North Main Street .....	47,263	.16673	12,260.00	.....	12,260.00
59	Playground on Gesler and Tell Streets .....	†63,937	1,46779	17,960.00	150,000.00	167,960.00
61	The Alexander Farnum Lippitt Memorial Park, Hope Street and Blackstone Blvd. ....	†260,960	5,99081	121,080.00	.....	121,080.00
63	Gabriel Bernon Park, North Main Street .....	8,457	.19414	13,830.00	.....	13,830.00
64	Park at Camp and Cypress Streets and Duncan Avenue .....	100,260	2,30165	25,850.00	2,500.00	28,350.00
65	Wanskuck Park, Woodward Road .....	1,083,447	24,87251	71,270.00	16,000.00	87,270.00
66	Fox Point Veterans Memorial Park, Gano Street .....	187,981	4,31544	29,840.00	12,000.00	41,840.00
68	Benefit Street Recreation Center .....	23,114	.53062	9,790.00	42,000.00	51,790.00
69	Sackett Street Playground .....	93,500	2,14646	25,140.00	.....	25,140.00
70	Danforth Street Recreation Area .....	263,828	6,05666	79,140.00	747,800.00	826,940.00
71	Merino Park, Hartford Avenue .....	828,516	19,02011	44,080.00	7,000.00	51,080.00
72	Metcalf Field, Hawkins Street .....	495,038	11,36450	24,760.00	.....	24,760.00
73	Fort Nathanael Greene (Narragansett, R.I.) .....	1,409,602	32,36000	20,900.00	14,000.00	34,900.00
<b>Total—Public Parks and Playgrounds .....</b>		<b>42,128,588</b>	<b>967,13917</b>	<b>\$ 6,140,730.00</b>	<b>\$ 2,354,050.00</b>	<b>\$ 8,494,780.00</b>

†Actual survey by City Engineers.

Table 1—Continued

**REAL ESTATE**  
**MISCELLANEOUS PUBLIC BUILDINGS**

No.	NAME	AREA Sq. Ft.	ASSESSOR'S VALUATION		Total
			Land	Buildings	
1	City Hall .....	†32,078	\$ 1,426,480.00	\$ 1,040,000.00	\$ 2,466,480.00
2	Estate at Fields Point and Washington Park .....	7,824,331	2,466,630.00	4,189,340.00	6,655,970.00
3	The North Burial Ground .....	4,798,942	1,665,730.00	71,600.00	1,737,330.00
COMFORT STATIONS					
1	Weybosset Street .....	.....	.....	23,400.00	23,400.00
2	Exchange Place .....	.....	.....	26,000.00	26,000.00
BATH HOUSE					
1	Franklin Square, Atwells Avenue .....	22,942	14,520.00	29,370.00	43,890.00
<b>Totals</b> .....		12,678,293	\$ 5,573,360.00	\$ 5,379,710.00	\$10,953,070.00

†Actual survey by City Engineers.

Table 1—Continued

# **REAL ESTATE** **MISCELLANEOUS REAL ESTATE**

Assessor's Plat Lot No. No.		Location	Area, square feet	ASSESSOR'S VALUATION		
				Land	Buildings	Total
First Ward						
12	29	So. Water- So. Main Streets (Hall of Records site)	11,622	\$ 66,900.00		\$ 66,900.00
12	31	So. Water-South Main Streets	3,484	19,740.00		19,740.00
14	566	Rear of Gano Street (near Railroad Tunnel)	122,294	20,000.00		20,000.00
15	4	East River Street	2,158	960.00	\$ 120.00	1,080.00
15	5	East River Street	4,854	1,540.00	600.00	2,140.00
15	6	East River Street	30,205	8,160.00		8,160.00
15	9	East River Street	1,452	480.00		480.00
15	10	East River Street	648	530.00		530.00
15	340	Waterman St. (north side), Red Bridge (west end)	1,699	1,520.00	3,120.00	4,640.00
15	341	Waterman St. (south side), Red Bridge (west end)	1,864	1,140.00	4,000.00	5,140.00
15	372	East River Street (water area)	6,452	1,300.00		1,300.00
15	456	Rear of Gano Street to Seekonk River	76,647	7,660.00		7,660.00
15	457	Rear Gano Street (Seekonk River)	900	100.00		100.00
16	32	South Main Street	3,929	3,680.00	15,600.00	19,280.00
16	82	South Main Street at Pioneer Lane	2,229	2,230.00		2,230.00
16	83	Well Street at Pioneer Lane	1,262	480.00		480.00
16	312	Arnold Street at Brook Street	17,753	6,520.00		6,520.00
17	2	Wickenden Street			57,100.00	57,100.00
18	2	South Water Street	4,360	7,260.00	6,000.00	13,260.00
18	16	South Water Street	72,616	72,620.00		72,620.00
18	91	Tockwotton Street	30,180	30,180.00		30,180.00
18	337	Tockwotton Street	15,091	15,090.00		15,090.00
Total			411,699	\$ 268,090.00	\$ 86,540.00	\$ 354,630.00
Second Ward						
8	155	Hope and Montague Streets	20,560	\$ 11,150.00	\$ 27,720.00	\$ 38,870.00
10	302	Thayer and Meetings Streets	12,380	51,210.00		51,210.00
11	52	Hope Street High	49,300	25,140.00	259,200.00	284,340.00
Total			82,240	\$ 87,500.00	\$ 286,920.00	\$ 374,420.00
Third Ward						
2	254	Printery Street	2,053	\$ 960.00		\$ 960.00
2	608	Industrial Drive	16,537	4,960.00		4,960.00
2	609	Industrial Drive	37,373	11,210.00		11,210.00
5	163	Knowles Street and Duncan Avenue	247	110.00		110.00
5	198	Grand View Street cor. Knowles Street	4,295	980.00		980.00
5	458	Cypress Street	4,456	1,320.00		1,320.00
5	459	Cypress Street	4,449	1,320.00		1,320.00
5	460	Cypress Street	4,431	1,320.00		1,320.00
5	461	Cypress Street	4,405	1,320.00		1,320.00
8	96	196 Howell Street	3,200	850.00		850.00
8	198	16 Padelford Street	4,295	610.00		610.00
8	199	15 Padelford Street	3,412	640.00		640.00
8	313	8-12 Alpin Court	2,996	450.00		450.00
9	168	Benefit Street	23,391	8,410.00	\$ 42,240.00	50,650.00
Total			115,540	\$ 34,460.00	\$ 42,240.00	\$ 76,700.00
Fourth Ward						
2	8	Randall Street	113	\$ 170.00		\$ 170.00
3	10	Quaid Street	7,601	1,680.00	\$ 37,180.00	\$ 38,860.00
3	104	Black and Orms Streets	9,521	2,580.00		2,580.00
76	480	Admiral Street	4,500	880.00		880.00
79	663	Lubec Street	5,120	1,460.00		1,460.00
97	234	Robin Brook Sewer	15,979	1,120.00		1,120.00
97	304	Robin Brook Sewer	22,114	1,540.00		1,540.00
97	449	Robin Brook Sewer	28,736	2,020.00		2,020.00
97	518	Robin Brook Sewer	22	1.00		1.00
97	519	Robin Brook Sewer	33	2.00		2.00
97	522	Robin Brook Sewer	12,145	840.00		840.00
97	523	Robin Brook Sewer	11,422	810.00		810.00
98	63	Robin Brook Sewer	10,339	2,520.00		2,520.00
98	211	Robin Brook Sewer	9,745	590.00		590.00
98	233	Robin Brook Sewer	50,389	2,130.00		2,130.00
Total			187,779	\$ 18,343.00	\$ 37,180.00	\$ 55,523.00

Table 1—Continued

# REAL ESTATE

## MISCELLANEOUS REAL ESTATE

Assessor's Plat Lot No. No.		Location	Area, square feet	ASSESSOR'S VALUATION		
				Land	Buildings	Total
Fifth Ward						
27	10	Valley Street .....	3,544	\$ 1,990.00		\$ 1,990.00
65	365	Huron Street .....	62	110.00		110.00
116	255	Whitford Avenue .....	2,500	610.00		610.00
122	10	Powder Mill Road .....	3,321	1,200.00		1,200.00
122	11	Powder Mill Road .....	3,567	1,250.00		1,250.00
124	378	Admiral Street .....	3,541	820.00		820.00
124	379	Admiral Street .....	3,188	820.00		820.00
124	380	Gentian Avenue .....	5,513	2,020.00		2,020.00
Total .....			25,236	\$ 8,820.00		\$ 8,820.00
Sixth Ward						
34	4	Manton Avenue .....	3,741	\$ 110.00		\$ 110.00
34	21	Manton Avenue .....	6,543	840.00		840.00
34	192	Manton Avenue .....	24,179	670.00		670.00
34	304	Manton Avenue .....	6,253	700.00		700.00
34	314	Manton Avenue .....	24,075	670.00		670.00
34	319	Manton Avenue .....	26,942	760.00		760.00
34	330	Manton Avenue .....	4,934	560.00		560.00
34	331	Manton Avenue .....	3,138	360.00		360.00
34	332	Manton Avenue .....	2,941	340.00		340.00
34	333	Manton Avenue .....	3,708	420.00		420.00
62	57	Putnam Street .....	26,327	8,750.00	\$ 32,000.00	40,750.00
62	103	Barstow and Bowdoin Streets .....	540	160.00		160.00
62	242	Barstow Street .....	3,325	530.00		530.00
62	392	Chaffee Street .....	10,157	2,050.00	35,000.00	37,050.00
63	105	24 Hannah Street .....	3,200	720.00		720.00
63	370	Manton Avenue .....	4,068	2,020.00	38,610.00	40,630.00
129	239	Gallileo Avenue .....	7,366	220.00		220.00
129	240	Gallileo Avenue .....	7,088	210.00		210.00
129	241	Gallileo Avenue .....	7,684	230.00		230.00
129	242	Gallileo Avenue .....	6,480	190.00		190.00
Total .....			182,689	\$ 20,510.00	\$ 105,610.00	\$ 126,120.00
Seventh Ward						
37	794	Governor Dennis J. Roberts Expressway .....	12,148	\$ 1,340.00		\$ 1,340.00
105	299	Kelley Street .....	22,317	3,700.00	\$ 21,450.00	25,150.00
108	483	Pocasset Avenue .....	10,710	6,860.00	31,200.00	38,060.00
110	1	Daniel Avenue .....	51,219	14,200.00	9,120.00	23,320.00
Total .....			96,394	\$ 26,100.00	\$ 61,770.00	\$ 87,870.00
Eighth Ward						
30	309	Warren Street .....	15,211	\$ 6,840.00	\$ 9,000.00	\$ 15,840.00
31	205	37 Diamond Street .....	3,600	740.00		740.00
31	309	Bellevue Avenue .....	12,133	3,220.00	13,750.00	16,970.00
36	2	Messer Street .....	1,920	900.00		900.00
43	521	Potters Avenue .....	2,816	670.00		670.00
43	744	18 Calhoun Avenue .....	2,800	530.00		530.00
125	121	Reservoir and Adelaide Avenues .....	25			
125	130	Reservoir Avenue .....	32,140	5,130.00	250.00	5,380.00
125	132	Reservoir Avenue .....	3,736	1,490.00		1,490.00
126	8	Reservoir Avenue .....	4,071	810.00	8,800.00	9,610.00
Total .....			78,452	\$ 20,330.00	\$ 31,800.00	\$ 52,130.00
Ninth Ward						
49	364	Elmwood and Potters Avenues .....	25,284	\$ 15,040.00		\$ 15,040.00
53	480	Rodman Street .....	2,222	800.00		800.00
61	143	Morgan Street .....	1,531	620.00		620.00
61	491	Morgan Street .....	1,095	500.00		500.00
90	116	Potter Drive .....	16,431	6,570.00		6,570.00
90	135	Hamlin Street .....	3,289	1,320.00		1,320.00
90	136	Potter Drive .....	2,619	1,050.00		1,050.00
90	137	Netop Drive .....	128,161	51,260.00	\$ 50,000.00	101,260.00
Total .....			180,632	\$ 77,160.00	\$ 50,000.00	\$ 127,160.00

Table 1—Continued

# **REAL ESTATE** **MISCELLANEOUS REAL ESTATE**

Assessor's Plat Lot No. No.		Location	Area, square feet	ASSESSOR'S VALUATION		
				Land	Buildings	Total
Tenth Ward						
46	390	35 Potters Avenue .....	5,535	1,680.00	.....	1,680.00
47	670	50 Potters Avenue .....	3,200	960.00	.....	960.00
47	746	260 Sayles Street .....	3,516	1,090.00	.....	1,090.00
48	82	Oxford Street .....	23,787	10,110.00	.....	10,110.00
48	641	468 Prairie Avenue .....	3,200	960.00	.....	960.00
48	476	Burnside and Oxford Streets .....	7,886	2,550.00	\$ 33,000.00	35,550.00
48	487	93 Burnside Street .....	2,574	770.00	.....	770.00
48	488	91 Burnside Street .....	3,976	960.00	.....	960.00
53	65	Gallup Street .....	3,380	900.00	.....	900.00
54	297	Thurbers Avenue .....	34,434	13,750.00	.....	13,750.00
57	319	Aldrich and Rugby Streets .....	1,616	380.00	.....	380.00
Total .....			93,104	\$ 34,110.00	\$ 33,000.00	\$ 67,110.00
Eleventh Ward						
22	243	72 Allens Avenue .....	36,365	27,270.00	.....	27,270.00
22	317	Globe Street .....	318	\$ 1,320.00	\$ 100.00	\$ 1,420.00
22	340	Allens Avenue .....	325	320.00	.....	320.00
22	338	Crary and Globe Streets .....	15,801	7,900.00	.....	7,900.00
23	153	430 Friendship Street .....	3,800	1,570.00	.....	1,570.00
23	161	Friendship Street .....	15,200	6,520.00	45,000.00	51,520.00
23	398	326 Dudley Street .....	6,892	1,940.00	.....	1,940.00
23	420	175 Somerset Street .....	3,912	1,010.00	.....	1,010.00
23	518	Plain Street .....	12,000	3,800.00	50,810.00	54,610.00
45	34	235 Plain Street .....	5,698	1,460.00	.....	1,460.00
45	60	124 Dudley Street .....	5,061	1,700.00	.....	1,700.00
45	77	Blackstone Street .....	10,120	2,690.00	41,800.00	44,490.00
45	109	Willard Avenue .....	10,234	5,930.00	9,000.00	14,930.00
45	409	70 Bogman Street .....	4,527	1,090.00	.....	1,090.00
46	276	271 Rhodes Street .....	4,250	1,220.00	.....	1,220.00
49	52	Greenwich Street .....	6,115	2,330.00	.....	2,330.00
Total .....			140,618	\$ 68,070.00	\$ 146,710.00	\$ 214,780.00
Twelfth Ward						
3	297	Charles Street .....	1,172	\$ 1,320.00	.....	\$ 1,320.00
10	75	Meeting Street .....	7,601	3,940.00	\$ 2,160.00	\$ 6,100.00
19	12	City Scales (opposite) Kinsley Avenue .....	.....	.....	3,000.00	3,000.00
19	34	Promenade Street .....	303	460.00	.....	460.00
19	35	Promenade Street .....	1,297	2,500.00	.....	2,500.00
19	36	Promenade Street .....	1,180	11,800.00	.....	11,800.00
20	268	Post Office Square (World War Memorial) .....	5,027	41,220.00	250,000.00	291,220.00
25	145	Fountain and Eddy Streets .....	11,915	170,910.00	.....	170,910.00
25	146	Sabin Street .....	601	8,580.00	.....	8,580.00
25	147	Fountain and Worcester Streets .....	4,936	58,940.00	.....	58,940.00
25	422	Fountain Street .....	24,926	211,870.00	1,250,000.00	1,461,870.00
26	258	Harris Avenue .....	2,505	11,170.00	.....	11,170.00
29	295	Broad-Winter Streets .....	299	1,760.00	.....	1,760.00
68	597	Candace Street .....	26,067	24,180.00	.....	24,180.00
Total .....			87,829	\$ 548,650.00	\$ 1,505,160.00	\$ 2,053,810.00
Thirteenth Ward						
26	255	Harris-Kinsley Avenues .....	5,597	\$ 37,210.00	.....	\$ 37,210.00
26	319	Harris-Kinsley Avenues .....	60,645	109,160.00	.....	109,160.00
26	344	Kinsley Avenue .....	5,832	14,580.00	.....	14,580.00
28	30	Pallas Street .....	1,623	420.00	.....	420.00
28	359	Atwells Avenue .....	15,276	19,720.00	.....	19,720.00
28	957	Carpenter Street at Pallas Street .....	12,779	3,820.00	.....	3,820.00
29	73	Winter Street .....	202	1,360.00	.....	1,360.00
29	188	Winter Street .....	237	2,290.00	.....	2,290.00
29	440	Winter Street .....	16	80.00	.....	80.00
33	138	Courtland Street .....	19,730	7,080.00	\$ 50,050.00	57,130.00
33	419	Harris Avenue .....	130	80.00	.....	80.00
37	203	Willow Street .....	154	270.00	.....	270.00
Total .....			122,221	\$ 196,070.00	\$ 50,050.00	\$ 246,120.00
Total—Miscellaneous Real Estate .....			1,804,433	\$ 1,408,213.00	\$ 2,436,980.00	\$ 3,845,193.00

†Actual survey by City Engineer.

Table 1—Continued

# REAL ESTATE

## PUBLIC SCHOOLS

Name of School	Assessor's Plat Lot No.	Area of Lot Sq. Ft.	COST		ASSESSOR'S VALUATION			REMARKS
			Land	*Buildings	Land	‡Buildings	Total	
First Ward								
Ives St. Elementary .....	14	396	\$ 3,750.00	\$ 20,256.13	\$ 4,550.00	\$ 23,400.00	\$ 27,950.00	Brick bldg., 5 rooms, completed in 1899.
Fox Point Elementary School .....	17	2	.....	1,514,671.09	72,910.00	1,320,000.00	1,392,910.00	Completed in September 1954 of rein- forced concrete and structural steel construction with grey brick facing. Contains 20 Classrooms, an auditori- um, a cafeteria and gymnasium.
Total.....	—	—	—	—	\$ 77,460.00	\$ 1,343,400.00	\$ 1,420,860.00	
Second Ward								
Cole Ave., called John Howland School .....	86	243	\$ 9,300.00	\$ 164,302.37	\$ 29,340.00	\$ 273,000.00	\$ 302,340.00	Brick bldg., 16 rooms and hall, com- pleted in 1917.
Nathan Bishop Junior High School .....	86	319	107,575.00	1,221,536.56	124,410.00	1,440,000.00	1,564,410.00	Brick bldg. completed in 1929 — 2 gymnasiums, and 31 class rooms.
Total.....	—	—	—	—	\$ 153,750.00	\$ 1,713,000.00	\$ 1,866,750.00	
Third Ward								
Jenkins St. Elementary .....	8	20	\$ 4,657.20	\$ 65,655.65	\$ 4,680.00	\$ 68,750.00	\$ 73,430.00	Brick bldg., 11 rooms, completed in 1910.
Summit Ave. Elementary....	73	374	8,075.00	298,779.50	19,710.00	325,000.00	344,710.00	Bldg. completed in 1924.
Hope St. Regional Senior High .....	9	215	.....	.....	214,450.00	1,782,000.00	1,996,450.00	Bldg. completed in 1938 — 68 rooms.
Martin Luther King School {	8	84	.....	.....	19,640.00	.....	19,640.00	
	9	13	.....	.....	31,970.00	1,120,000.00	1,151,970.00	
	9	526	.....	.....	4,060.00	.....	4,060.00	
Total.....	—	—	—	—	\$ 294,510.00	\$ 3,295,750.00	\$ 3,590,260.00	



**Fourth Ward**

Berkshire St. Elementary...	70	565	†24,000	\$	1,500.00	\$	32,363.89	\$	4,790.00	\$	45,000.00	\$	49,790.00	Brick bldg., 6 rooms and hall, completed in 1901.
Branch Ave. Elementary, new	71	296	†24,815				72,577.45		11,410.00		88,000.00		99,410.00	Brick bldg., 11 rooms, completed in 1910.
Charles St., called Esek Hopkins Junior High	76	14	32,500		4,200.00		522,900.63		10,800.00		495,000.00		505,800.00	Brick bldg., 16 rooms and hall, completed in 1917, 2 gymnasiums and 12 rooms added in 1928.
School Parking Lot	76	512	28,960						14,480.00				14,480.00	Brick bldg., 12 rooms, completed in 1909. Addition completed in 1928, 24 rooms.
Veazie St. Elementary	102	180	†157,898						39,930.00		540,100.00		580,030.00	Bldg. completed Feb. 6, 1933. Two gymnasiums, auditorium and 31 class rooms.
Windmill St. Elementary	97	344	†242,291						33,900.00		550,000.00		583,900.00	
Total			510,464					\$	115,310.00		\$	1,718,100.00	\$	1,833,410.00

**Fifth Ward**

Nelson St. Elementary .....	85	195	†69,989	\$	15,826.90	\$	193,335.53	\$	23,280.00	\$	431,040.00	\$	454,320.00	Brick bldg., 8 rooms, completed in 1921, 8 rooms added in 1930.	
Regent Ave. Elementary ...	65	206	†31,932		7,864.20		63,041.44		6,760.00		71,500.00		78,260.00	Brick bldg., 11 rooms and hall, completed in 1905-6.	
Camden Ave. School .....	69	215	88,464		116,950.00		1,225,751.63		26,540.00		781,640.00*		808,180.00	Completed in September 1962 of brick and metal sash; exterior of structural steel construction; 32 class rooms.	
Nathanael Greene Junior High (Chalkstone Ave.)	82	92	†228,050		90,000.00		1,328,855.33		91,000.00		1,470,000.00		1,561,000.00	Building completed in 1930. Two gymnasiums, auditorium, 41 rooms.	
Total.....			418,435					\$	147,580.00		\$	2,754,180.00	\$	2,901,760.00	

**Sixth Ward**

Academy Ave. Elementary	64	519	†37,602	\$	7,050.00	\$	68,760.81	\$	10,000.00	\$	100,000.00	\$	110,000.00	Brick bldg., 12 rooms and hall, built in 1890.
Joslin Street School	63	354	221,680		154,900.00		1,109,094.36		55,420.00		1,000,000.00		1,055,420.00	Completed in November 1959, tan brick exterior facing of structural steel construction; 17 classrooms and a cafeteria.
Manton Ave. Elementary	80	14	21,727				34,186.52		4,560.00		45,000.00		49,560.00	Brick bldg., 6 rooms and hall, completed in 1899.
Mt. Pleasant Ave. Elementary	64	1	†18,282		4,205.00		25,558.19		5,430.00		28,080.00		33,510.00	Brick bldg., 6 rooms, completed in 1898.
Sisson St. Elementary	95	62	†16,012		4,000.00		13,227.91		5,320.00		20,000.00		25,320.00	Wood bldg., 4 rooms built in 1893-4.
Geo. J. West Junior High	64	508	†97,185		12,000.00		617,967.15		23,280.00		760,800.00		784,080.00	Brick bldg., 17 rooms and hall, completed in 1916. Two gymnasiums and 16 rooms added in 1928.
Mt. Pleasant Ave. Senior High School	128	2	1,259,364						251,290.00		2,598,000.00		2,849,290.00	Building completed in 1938—67 classrooms.
	129	22	280,069						14,120.00				14,120.00	
Total			1,951,921					\$	369,420.00		\$	4,551,880.00	\$	4,921,300.00

Table 1—Continued

## REAL ESTATE

## PUBLIC SCHOOLS

Name of School	Assessor's Plat Lot No.	Area of Lot Sq. Ft.	COST		ASSESSOR'S VALUATION			REMARKS
			Land	*Buildings	Land	†Buildings	Total	
Seventh Ward								
Roosevelt St. Elementary...	108	350			\$ 11,170.00	\$ 49,920.00	\$ 61,090.00	Brick bldg., 8 rooms and hall, annexed from Johnston in 1898. Hall remodelled in 1920, at a cost of \$13,668.66, making four additional rooms. Garage acquired from trustees of The Kavin Corporation on 8-17-66. Brick bldg., 12 rooms and hall, completed in 1905-6. Four rooms made of Assembly Hall in 1921, at a cost of \$8,403.75.
Bough St. Trade School.....	35	356			6,970.00	35,730.00	42,700.00	
Webster Ave. Elementary	104	50	\$ 6,922.00	\$ 104,614.63	11,700.00	109,200.00	120,900.00	
Laurel Hill Avenue Elementary .....	107	84	5,000.00	164,426.85	7,770.00	224,250.00	232,020.00	
Glenbridge Avenue Elementary .....	113	227			3,960.00	14,950.00	18,910.00	Brick bldg., 16 rooms and hall, completed in 1916. Wood bldg., 4 rooms, annexed from Johnston in 1898.
Ralph St. Elementary .....	108	161		34,454.41	5,030.00	42,120.00	47,150.00	Brick bldg., 8 rooms, completed in 1902.
Oliver Hazard Perry Junior High .....	107	501	134,393.51	1,312,004.29	57,480.00	1,408,750.00	1,466,230.00	Completed in 1930; brick bldg., 2 gymnasiums and 42 classrooms.
Total.....	—	—			\$ 104,080.00	\$ 1,884,920.00	\$ 1,989,000.00	
Eighth Ward								
Vineyard St. Elementary...	43	955	\$ 8,444.00	\$ 160,544.57	\$ 12,080.00	\$ 193,050.00	\$ 205,130.00	Brick bldg., 12 rooms and hall, completed in 1882-3; enlarged to 20 rooms in 1913.
Gilbert Stuart Junior High (Bucklin Street) .....	44	552	75,000.00		56,020.00	1,320,000.00	1,376,020.00	Building completed in 1931, 2 gymnasiums, 37 rooms.
Althea St. School.....	42	79			6,170.00	57,200.00	63,370.00	Brick bldg., 4 rooms, completed in 1896; enlarged to 8 rooms in 1912.
Total.....	—	—			\$ 74,270.00	\$ 1,570,250.00	\$ 1,644,520.00	
Ninth Ward								
Broad St. Elementary .....	58	{190 458}			\$ 4,980.00	\$ 420,080.00	{ 4,980.00 543,200.00}	Brick bldg. completed in 1897.
Lexington Avenue Elementary .....	52	54			123,120.00	109,200.00	119,730.00	Brick bldg., 12 rooms and hall, completed in 1905-6.
Reservoir Avenue Elementary .....	125	43	\$ 8,400.00		10,530.00	125,000.00	138,190.00	Bldg. completed in 1925, 8 classrooms.
Sackett St. Elementary .....	60	138	12,000.00	278,200.02	32,590.00	300,000.00	332,590.00	Bldg. completed in 1924, 17 rooms.
Total.....	—	—			\$ 184,410.00	\$ 954,280.00	\$ 1,138,690.00	

**Tenth Ward**

Mary E. Fogarty Elementary School .....	48	2	101,785	\$ 162,000.00	\$ 961,163.94	\$ 30,540.00	\$ 607,150.00	\$ 637,690.00	Completed in March 1962 with brick exterior facing of reinforced concrete construction; 23 classrooms and a cafeteria.
Roger Williams Junior High .....	54	325	†150,918	.....	.....	50,170.00	1,320,000.00	1,370,170.00	Brick bldg. completed in 1932, 2 gymnasiums, 40 classrooms.
Temple St. Elementary .....	46	316	†30,588	16,500.00	119,443.88	15,060.00	114,400.00	129,460.00	Brick bldg., 12 rooms and hall, completed in 1908.
Total.....	—	—	283,291	.....	.....	\$ 95,770.00	\$ 2,041,550.00	\$ 2,137,320.00	

**Eleventh Ward**

Beacon Ave. Elementary.....	23	586	†15,459	\$ 8,749.70	\$ 29,099.98	\$ 4,440.00	\$ 35,750.00	\$ 40,190.00	Brick bldg., 7 rooms, built in 1891-2.
Edmund W. Flynn School	45	85	181,789	98,814.22	1,537,315.85	121,040.00	1,300,000.00	1,421,040.00	Completed in 1958; red brick exterior facing of reinforced concrete and structural steel construction; 28 classrooms, cafeteria and auditorium.
45 797	45	833							
Total .....	—	—	197,248	.....	.....	\$ 125,480.00	\$ 1,335,750.00	\$ 1,461,230.00	

**Twelfth Ward**

Central High Annex A Central Heating Plant Trade School Annex B	29	492	156,883	.....	.....	\$ 72,170.00	\$ 1,466,190.00	\$ 1,538,360.00	
Central Senior High Gymnasium Classical High Old Adm. Building Site	24	609	64,050	.....	.....	24,340.00	250,250.00	274,590.00	
Central-Classical	29	491	126,485	.....	.....	265,620.00	1,400,000.00	1,665,620.00	
	29	509	125,461	.....	.....	105,390.00	550,000.00*	655,390.00	
	29	493	89,626	.....	.....	173,870.00	450,000.00	623,870.00	
	30	645	217,204	.....	.....	112,950.00	.....	112,950.00	
Smith St. Elementary .....	67	44	20,858	.....	.....	8,330.00	45,000.00	53,330.00	
Total.....	—	—	800,566	.....	.....	\$ 762,670.00	\$ 4,161,440.00	\$ 4,924,110.00	

\*Unfinished

Table 1—Continued

**REAL ESTATE**  
**PUBLIC SCHOOLS**

Name of School	Assessor's Plat Lot No. No.	Area of Lot Sq. Ft.	COST		ASSESSOR'S VALUATION			REMARKS
			Land	*Buildings	Land	†Buildings	Total	
<b>Thirteenth Ward</b>								
Almy St. Elementary .....	32 104	†16,696	\$ 11,269.80	\$ 13,274.88	\$ 4,440.00	\$ 14,300.00	\$ 18,740.00	Wood bldg., 4 rooms, completed in 1893-4.
Kenyon St. Elementary & Administration Building	28 827	†67,814	{66,499.00 {62,800.00	946,992.72	22,610.00	990,000.00	1,012,610.00	Kenyon Street Elementary addition completed in 1928, 30 rooms. Administration building completed 1928, 6 rooms, including gymnasium.
Grove St. Elementary .....	33 286	†16,000	11,500.00	31,354.10	7,450.00	31,460.00	38,910.00	Brick bldg., 7 rooms, completed in 1901.
Samuel Bridgham Junior High, Courtland St. ....	32 76	†54,648	68,400.00	478,498.45	14,520.00	569,250.00	583,770.00	Brick bldg., 30 rooms and hall, completed in 1915. Addition of 6 rooms completed 1928.
Willow St. Elementary .....	35 170	18,323	.....	35,000.00	5,990.00	25,740.00	31,730.00	Brick bldg., 8 rooms, built in 1874.
Hammond St. School .....	32 293	†15,091	.....	.....	.....	14,300.00	14,300.00	Brick bldg., 6 rooms, built on land leased of the Dexter Donation.
Asa Messer Grammar .....	36 181	†19,854	6,837.93	68,195.71	6,600.00	78,650.00	85,250.00	Brick bldg., 12 rooms and hall, built in 1892-3.
Total.....	—	208,426	.....	.....	\$ 61,610.00	\$ 1,723,700.00	\$ 1,785,310.00	
<b>Total Public Schools.....</b>	—	6,733,630	.....	.....	\$ 2,566,320.00	\$29,048,200.00	\$31,614,520.00	

\*Includes furnishings at time of erection.

†Actual survey by City Engineers.

‡Excludes furnishings.

Table 1—Continued

# REAL ESTATE

## FIRE STATIONS

LOCATION	Assessor's Plat Lot No. No.	Area of Lot Sq. Ft.	ASSESSOR'S VALUATION			REMARKS
			Land	Buildings	Total	
Headquarters, Engines No. 1 and No. 7, Ladder No. 1 and Rescue No. 1	25 116	29,020	\$ 101,520.00	\$ 953,920.00	\$ 1,055,440.00	Two story brick building located on land known as the Public Garden. Brick building, completed in 1915.
Fire Alarm Telegraph	19 26	*	.....	126,000.00	126,000.00	
Engine No. 3	24 123	42,994	5,530.00	32,890.00	38,420.00	New building completed in 1928 at a cost of \$88,139.66.
Engine No. 8, Ladder No. 2	42 4	411,957	3,960.00	100,000.00	103,960.00	
Drill Tower & Repair Shop	44 511	445,512	12,500.00	88,000.00	100,500.00	Wood building, completed in 1889. Brick building, completed in 1907.
Engines No. 10, 11 & Ladder No. 5	52 149	13,694	12,820.00	100,000.00	112,820.00	
Repair Shop	34 190	430,787	3,440.00	13,750.00	17,190.00	Brick building, completed in 1903-4.
Engine No. 21	39 564	410,019	5,640.00	75,960.00	81,600.00	
Engine No. 20	64 503	47,500	2,550.00	18,720.00	21,270.00	Brick building, completed in 1908.
Engine No. 22 & Ladder No. 10	23 177	49,528	4,840.00	60,060.00	64,900.00	
Engine No. 23	85 115	7,139	3,110.00	30,000.00	33,110.00	Brick building, completed in 1927.
Engine No. 4	93 166	411,609	5,590.00	50,000.00	55,590.00	
Division of Training	61 605	425,020	7,780.00	75,000.00	82,780.00	Brick and wood building, completed in 1932 at a cost of \$67,411.69.
Engine No. 12 & Ladder No. 3	119 19	13,023	3,460.00	115,000.00	118,460.00	
Engine No. 14 & Ladder No. 6	33 26	410,305	3,620.00	100,000.00	103,620.00	Brick building, completed in 1929.
Engine Nos. 16 & 17, and Ladder No. 11	74 116	411,906	22,420.00	150,000.00	172,420.00	
Engine No. 18	101 6	411,000	7,500.00	120,000.00	127,500.00	Brick building, completed in 1908.
Engine 19 & Ladder No. 8	113 342	49,000	2,390.00	100,000.00	102,390.00	
Engine No. 2	16 189	17,704	8,700.00	120,000.00	128,700.00	Brick building, completed in 1927.
Engine Nos. 6 & 7, and Ladder No. 4	10 74	417,920	22,320.00	175,000.00	197,320.00	
<b>Total Fire Stations</b>	.....	295,637	\$ 239,690.00	\$ 2,604,300.00	\$ 2,843,990.00	

\*Building on Park Land.

\*For area, see Public Parks.

†Actual survey by City Engineers.

Table 1—Continued

**REAL ESTATE**  
**POLICE STATIONS**

LOCATION	Assessor's Plat Lot No. No.	Area square feet	ASSESSOR'S VALUATION		REMARKS
			Land	Buildings	
Precinct No. 1	25	116			See "Fire Stations" for valuations.
Precinct No. 2	70	544	\$ 4,870.00	\$ 167,750.00	Brick building, completed in 1929. Total cost, \$180,000.00.
<b>Total Police Stations</b>	...	26,420	\$ 4,870.00	\$ 167,750.00	
				\$ 172,620.00	

†Actual survey by City Engineers.

Table 1—Continued

**REAL ESTATE**  
**WATER SUPPLY BOARD**  
**at September 30, 1968**

	Area Acres	Land	Assessed Valuations Buildings & Improvements	Total
Cranston .....	110.63	\$ 47,720.00	\$ 942,340.00	\$ 990,060.00
Foster .....	1,994.28	198,930.00	3,000.00	201,930.00
Glocester .....	73.30	14,980.00	.....	14,980.00
Johnston .....	103.13	42,163.00	321,937.00	364,100.00
North Providence .....	8.53	29,880.00	185,100.00	214,980.00
Scituate .....	13,149.55	1,112,500.00	*9,262,500.00	10,375,000.00
Warwick .....	0.06	160.00	.....	160.00
West Warwick .....	8.94	14,970.00	280.00	15,250.00
<b>Total Real Estate .....</b>	<b>15,448.42</b>	<b>\$ 1,461,303.00</b>	<b>\$10,715,157.00</b>	<b>\$12,176,460.00</b>

\*Includes Tangible Personal Property assessed at \$12,500.00

Table 1—Continued

## REAL ESTATE

## REAL PROPERTY ACQUIRED BY CITY AT TAX SALE

Authority of Chapters 32 General Laws of 1938, 695 Public Laws of 1935, 1800 Public Laws of 1946

Property Held by City on September 30, 1968

Assessor's Plat No.	Lot No.	Assessed Owner at Time of Tax Sale	LOCATION	Area square feet	ASSESSOR'S VALUATION		
					Land	Buildings	Total
2	393	H. J. Milton, 30-32 Pettis St. ....		2,203	\$ 960.00		\$ 960.00
2	399	W. J. Hamilton, Printery St. ....		3,358	1,100.00		1,100.00
2	400	W. J. Hamilton, Printery St. ....		3,508	1,120.00		1,120.00
3	33	S. Levenson, 35 Hawes St. ....		900	390.00		390.00
3	93	C. Lappin, 48 Chalkstone Ave. ....		1,951	640.00		640.00
3	172	Mauro and Argentieri, Inc., 79 Charles St. ....		435	590.00		590.00
5	16	V. R. Reynolds, 44 Evergreen St. ....		6,900	2,240.00		2,240.00
5	29	T. P. Waters, 29 Evergreen St. ....		4,500	1,320.00		1,320.00
5	166	K. McQuade wid. et al., 90 Grand View St. ....		6,400	1,510.00		1,510.00
5	178	White Realty Corp., 121 Grand View St. ....		2,696	700.00	5,020.00	5,720.00
5	188	Pamden Realty, Inc., Knowles St. at Wilkins. ....		3,334	590.00		590.00
5	190	W. J. Hamilton, 127-129 Knowles St. ....		6,400	1,010.00		1,010.00
5	212	Charles S. Smith & Helen H., 115 Grand View St. ....		2,557	780.00		780.00
5	247	Pawtucket Sash & Blind Co., 101 Abbott St. ....		4,690	1,230.00		1,230.00
5	265	L. E. DeLeon, 92 Abbott St. ....		3,000	950.00		950.00
5	284	E. E. Sweeney, 105 Grand View St. ....		491	80.00		80.00
5	358	W. J. Hamilton, 119 Knowles St. ....		3,200	500.00		500.00
5	477	W. J. Hamilton, 123 Knowles St. ....		3,200	500.00		500.00
5	491	Pamden Realty, Inc., 120 Knowles St. ....		3,239	500.00		500.00
8	25	Jordan B. Kirshenbaum, 5 Western Ave. ....		3,315	720.00	\$ 1,850.00	2,570.00
8	186	Woodbine Realty, Inc., 80 Pleasant St. ....		3,200	850.00		850.00
8	202	Frank Frieses and wife, 4 Western St. ....		3,412	720.00		720.00
8	244	A. Johnson, Doyle Ave. ....		4,519	840.00		840.00
8	302	Clarence O. Hallquist, 71 Pleasant St. ....		3,200	980.00	3,220.00	4,200.00
9	145	A. Stephens, 54 Halsey St. ....		729	240.00		240.00
9	155	S. Gerald Gordon, 44 Halsey St. ....		9,596	2,850.00		2,850.00
16	281	M. F. Cabral et al., 45 John St. ....		3,427	1,170.00		1,170.00
23	13	Cecelia Willemin et al., 240 Pearl St. ....		5,000	2,000.00		2,000.00
23	16	Cecelia Willemin et al., 22 Portland St. ....		4,000	1,600.00		1,600.00
23	22	I. Davis Est., 457 Pine St. ....		2,600	1,120.00		1,120.00
23	121	Windswept Realty, Inc., 50 Portland St. ....		4,750	2,210.00	1,900.00	4,110.00
23	169	J. F. O'Rourke, 70 West Clifford St. ....		220	130.00		130.00
23	183	Frank Benjamin, 254 Lockwood St. ....		4,806	1,920.00	3,280.00	5,200.00
23	197	R. O. D. Wickes Est., 141 West Clifford St. ....		3,800	1,570.00		1,570.00
23	204	Bridget Le Clair, 331 Dudley St. ....		4,335	2,230.00	3,360.00	5,590.00
23	229	Fred B. Taylor, 74 West Clifford St. ....		1,705	930.00		930.00
23	240	Margaret Keegan Est., 244 Lockwood St. ....		3,300	1,890.00		1,890.00
23	318	Margaret Giacini, 98 Prairie Ave. ....		3,316	1,410.00		1,410.00
23	363	Esther Wilk, 171 Prairie Ave. ....		3,784	1,600.00		1,600.00
23	386	Marie R. Sullivan, 278 Dudley St. ....		4,024	1,330.00		1,330.00
23	387	Marie R. Sullivan, 282 Dudley St. ....		4,024	1,330.00		1,330.00
23	409	Abraham Konoff, 198 Lockwood St. ....		3,275	1,460.00		1,460.00
23	426	Clara Sugarman, 184 Somerset St. ....		6,596	1,520.00		1,520.00
23	467	Charles N. Tedeschi, 7 Wellington St. ....		3,320	1,360.00		1,360.00
23	569	Abraham Konoff, 321 Blackstone St. ....		2,818	1,170.00		1,170.00
23	573	Clarence A. Lewis, 303 Blackstone St. ....		4,786	1,570.00		1,570.00
23	601	Jan & Capobianco Const. Co., Providence St. ....		4,779	1,970.00		1,970.00
23	696	P. N. Brownstein Federal Housing Comm'r., 181 Somerset St. ....		3,479	960.00	4,110.00	5,070.00
23	743	Antonio & Jessie Monti, 34 Hayward St. ....		2,114	1,200.00		1,200.00
23	754	Julius Manekofsky et al., 151 Beacon Ave. ....		2,833	1,280.00		1,280.00
24	87	Violet Ajootian, et al, 383 Pine St. ....		3,825	1,570.00	2,660.00	4,230.00
28	317	Anna DePanphilis Est., 23 Weeden St. ....		1,216	350.00	1,950.00	2,300.00
28	453	Bonded Mun. Corp., 210 Cedar St. ....		3,333	690.00		690.00
28	494	J. J. Burdick et al., 14 Lily St.—Rear ....		74	10.00		10.00
28	537	Joseph Mancini & wf., Maria A., Hewitt St. ....		1,606	430.00		430.00
28	711	Carmine Lombardo, 40 Vinton St. ....		1,604	800.00		800.00
28	938	L. R. Cardi, 227 Carpenter St. ....		426	110.00		110.00
29	414	Anna Storti, 28 Cargill St. ....		2,549	850.00		850.00
30	606	Willie Dunston & wf., 24 West Friendship St. ....		3,428	1,460.00	2,680.00	4,140.00
30	631	Louis C. Gaumer et al., 21 Parkis Ave. ....		5,185	2,020.00		2,020.00
31	12	A. Payette, 103 Diamond St. ....		150	50.00		50.00
31	72	Whitestone Real. Co., 536 Cranston St. ....			0	2,200.00	2,200.00
31	89	Patrick J. McHugh Est., 8 Baldwin Court ....		3,009	480.00	2,970.00	3,450.00
31	109	Industrial National Bank, 89 Diamond St. ....		2,062	400.00		400.00
31	188	Delia A. Thomas, 46 Diamond St. ....		3,854	930.00		930.00



Table 1—Continued

## REAL ESTATE

## REAL PROPERTY ACQUIRED BY CITY AT TAX SALE

Authority of Chapters 32 General Laws of 1938, 695 Public Laws of 1935, 1800 Public Laws of 1946

Property Held by City on September 30, 1968

Assessor's Plat No.	Lot No.	Assessed Owner at Time of Tax Sale	LOCATION	Area square feet	ASSESSOR'S VALUATION		
					Land	Buildings	Total
31	310	Richard Gressio, 87 Diamond St.		4,520	670.00	2,890.00	3,560.00
31	569	N. Werner, 143½ Hanover St.		101	30.00		30.00
32	269	Margaret L. Fayerweather, 45 Powhattan		1,024	320.00		320.00
32	484	Raymond Major, 49 Groton St.		1,561	370.00	1,740.00	2,110.00
33	491	T. G. Eiswald Est., 165½ Croom St.		660	80.00		80.00
34	52	Luca Volpigno Est., 56 McClellan St.		3,770	60.00		60.00
34	53	Luca Volpigno Est., 52 McClellan St.		3,166	60.00		60.00
34	54	Luca Volpigno Est., 6 Ladd St.		3,163	60.00		60.00
34	55	Luca Volpigno Est., 4 Ladd St.		3,308	60.00		60.00
34	240	Joseph V. Ortoleva Est., 2 Perrin St.		3,190	60.00		60.00
34	241	Jos. V. Ortoleva Est., 74 Ridgeway Ave.		5,125	80.00		80.00
34	242	Jos. V. Ortoleva Est., 68 Ridgeway Ave.		3,700	60.00		60.00
34	243	Jos. V. Ortoleva Est., 64 Ridgeway Ave.		4,270	80.00		80.00
34	244	Jos. V. Ortoleva Est., Leander St.		4,035	60.00		60.00
34	255	Jos. V. Ortoleva Est., 58 Ridgeway Ave.		3,940	400.00		400.00
34	256	Jos. V. Ortoleva Est., 56 Ridgeway Ave.		4,761	700.00		700.00
34	257	Claude DiJesser, et al, 52 Ridgeway Ave.		4,920	710.00		710.00
34	258	Claude DiJesser, et al, 48 Ridgeway Ave.		4,500	680.00		680.00
34	309	A. M. Herndon, Manton Ave.—Rear		2,823	200.00		200.00
35	77	Mary Henderson et al., 14-16 Howard St.		4,773	1,140.00	3,980.00	5,120.00
35	535	Joseph B. Brassard & wf., Isabel, 40 Howard St.		931	320.00		320.00
37	83	J. Maccarone Est., 104 Atwood St.		4,000	160.00		160.00
37	89	J. Maccarone Est., 100 Atwood St.		4,000	160.00		160.00
37	103	N. Werner, 96 Atwood St.		4,000	160.00		160.00
37	424	Wm. A. Miller, et al, 26 Rosedale St.		2,304	770.00	3,790.00	4,560.00
37	501	M. J. and M. Dempsey Ests., 93 Rosedale St.		4,000	960.00		960.00
37	502	M. J. and M. Dempsey Ests., 188 Wendell St.		4,007	960.00		960.00
39	665	W. J. Hamilton, Angell Ct.		380	160.00		160.00
42	7	W. V. Griffin and wf., Anna E., 705 Cranston St.		2,903	320.00		320.00
42	254	C. T. Hopkins, Benedict St.		4,500	640.00		640.00
43	61	G. Strandberg and wf., Calder St.		3,200	590.00		590.00
43	62	G. Strandberg and wf., Calder St.		3,200	590.00		590.00
43	305	F. E. Lumsford, 8 Halton St.		2,800	440.00	550.00	990.00
43	388	H. H. Baker Est., 826 Potters Ave.		4,211	820.00		820.00
43	498	E. C. Baker Tr., 729 Potters Ave.		3,442	740.00		740.00
43	593	H. H. Baker Est., 23 Benedict St.		4,000	530.00		530.00
43	594	H. H. Baker Est., 27 Benedict St.		4,000	530.00	1,620.00	2,150.00
43	595	H. H. Baker., 31 Benedict St.		3,912	530.00		530.00
43	622	First A.M.E. Church, 144 Wadsworth St.		2,934	590.00		590.00
43	729	F. Crossley et al, 136 Waldo St.		3,962	690.00		690.00
43	949	Joseph Mercier, et al, 14 Calhoun Ave.		2,800	530.00	2,380.00	2,910.00
45	42	Eliza F. Walsh Est., 204 Dudley St.		5,260	1,520.00		1,520.00
45	68	Jamie B. Brown, 140 Willard Ave.		4,737	2,580.00	4,050.00	6,630.00
45	71	Johnie M. Meek and wife, 36 Gay St.		3,687	930.00	3,800.00	4,730.00
45	84	Owen P. McGovern et al., 245 Plain St.		8,824	4,920.00		4,920.00
45	107	Emily Aspinwall, 84 Comstock Ave.		4,248	1,780.00		1,780.00
45	121	M. Horowitz, 68½ Gay St.		80	30.00		30.00
45	152	Ann Winston, 60 Gay St.		4,051	960.00		960.00
45	158	Frieda Lury, 233 Blackstone St.		3,949	1,040.00		1,040.00
45	303	Ruth Realty Co., 291 Willard Ave.		4,461	1,440.00	4,700.00	6,140.00
45	307	Ruth Realty Co., 303 Willard Ave.		4,024	1,330.00	3,280.00	4,610.00
45	330	Louis Kishenbaum, 335 Willard Ave.		2,378	1,040.00	480.00	1,520.00
45	331	A & M Realty Co., 329 Willard Ave.		2,191	1,060.00	2,930.00	3,990.00
45	343	Thee A. Carpenter, 326 Willard Ave.		4,024	1,330.00	4,000.00	5,330.00
45	347	James Walker, Jr., & wf. Shirley, 312 Willard Ave.		4,024	1,330.00		1,330.00
45	482	William H. Smith, 129 Chester Ave.		3,665	1,280.00		1,280.00
45	626	Vincent A. Arbige, 318 Blackstone St.		3,689	1,570.00		1,570.00
45	629	Vincent A. Arbige, 308 Blackstone St.		2,075	880.00		880.00
45	630	Vincent A. Arbige, 306 Blackstone St.		2,075	880.00		880.00
45	779	Peter F. & Joan Sano, 85 Staniford St.		3,511	1,010.00		1,010.00
46	270	Arthur and Ruby Lawrence, Rhodes St.		4,743	980.00	2,380.00	3,360.00
47	116	W. and M. Carroll Ests., 189 Swan St.		5,001	350.00		350.00
47	117	M. E. Fauls Est., 193 Swan St.		4,993	1,500.00		1,500.00
47	397	William N. Brands, 108 Oxford St.		2,982	1,140.00	1,600.00	2,740.00
48	92	Harrison A. DeGrass, 142 Oxford St.		2,660	980.00		980.00

Table 1—Continued

## REAL ESTATE

## REAL PROPERTY ACQUIRED BY CITY AT TAX SALE

Authority of Chapters 32 General Laws of 1938, 695 Public Laws of 1935, 1800 Public Laws of 1946

Property Held by City on September 30, 1968

Assessor's Plat No.	Lot No.	Assessed Owner at Time of Tax Sale	LOCATION	Area square feet	ASSESSOR'S VALUATION		
					Land	Buildings	Total
48	377	Walter J. Fisk, Jr., 97 Ocean St.	.....	4,230	1,360.00	.....	1,360.00
48	522	Patrick J. McAlister Est., 108 Miner St.	.....	2,444	820.00	.....	820.00
48	523	Edward Knox, Miner St.	.....	1,955	740.00	.....	740.00
48	567	Gertrude A. Davoren Est., 373 Sayles St.	.....	3,200	900.00	3,580.00	4,480.00
48	848	Vincent A. Tedeschi, 285 Oxford St.	.....	1,519	690.00	.....	690.00
49	232	Harry H. Oxx and wf., Doris E., R-50 Redwing St.	.....	3,891	510.00	.....	510.00
49	260	Edmond A. Brisson, 40 Niagara St.	.....	2,225	1,140.00	.....	1,140.00
49	569	Frank W. Hennessey, Jr., 31 Burnett St.	.....	1,050	360.00	.....	360.00
49	571	Edmond A. Brisson, 36 Niagara St.	.....	2,000	940.00	.....	940.00
52	6	Wm. R. and Ella B. King, 121 Lexington Ave.	.....	5,000	2,660.00	12,380.00	15,040.00
53	4	I. Kaufman, 9 Husted Ct.—Rear	.....	143	30.00	.....	30.00
53	477	E. Chapdelaine, 26 Rodman St.	.....	1,598	370.00	.....	370.00
53	671	Centerville Savings Bank, Price St.	.....	30	110.00	.....	110.00
54	275	Delia Malley et al., 215 Burnside St.	.....	3,422	980.00	.....	980.00
54	279	Lincoln M. Seddon et al., 217 Ocean St.	.....	2,512	720.00	2,860.00	3,580.00
54	565	Vincenzo D'Errico and wf., Grazia, Pavilion Ave.	.....	1,910	510.00	.....	510.00
56	64	City of Prov. and H. O. Walster, 26 Chapman St.	.....	3,200	280.00	.....	280.00
57	81	Patrick H. Quinn et al., 184 Pavilion Ave.	.....	1,111	290.00	.....	290.00
57	82	Patrick H. Quinn et al., 186 Pavilion Ave.	.....	3,910	1,040.00	.....	1,040.00
57	114	W. McDonald Est., 121 Byfield St.	.....	5,000	1,200.00	.....	1,200.00
58	302	T. O'Leary, 134 Johnson St.	.....	3,200	900.00	.....	900.00
58	303	T. O'Leary, 136 Johnson St.	.....	3,200	900.00	.....	900.00
61	24	J. M. Dean, 9 Morgan St.	.....	3,039	840.00	.....	840.00
61	316	Delia Gardner (Rear) Roger Williams Ave.	.....	144	30.00	.....	30.00
62	188	Thomas J. Banahan Est., 124 Bowdoin St.	.....	2,800	770.00	3,230.00	4,000.00
62	241	J. F. Bowen, 96 Barstow St.	.....	3,193	610.00	.....	610.00
62	273	J. F. Bowen, 123 Amherst St.	.....	3,325	80.00	.....	80.00
62	285	Salonga Farms Inc., 119-121 Bowdoin St.	.....	3,800	610.00	.....	610.00
63	129	Thomas J. Banahan Est., 35 Amsterdam St.	.....	3,200	530.00	.....	530.00
63	130	Thomas J. Banahan Est., 37 Amsterdam St.	.....	3,200	480.00	.....	480.00
64	533	Ind. Real Est. Inv. Co., Erastus St.	.....	163	110.00	.....	110.00
64	534	Ind. Real Est. Inv. Co., Erastus St.	.....	140	110.00	.....	110.00
65	182	G. Fraoili, 110 Allston St.	.....	3,562	770.00	.....	770.00
65	183	G. Fraoili, 114 Allston St.	.....	3,800	820.00	.....	820.00
65	672	Edward DeLorenzo, 64 Rill St.	.....	3,062	450.00	.....	450.00
66	29	Felix Carlone, Prescott St.	.....	3,800	270.00	.....	270.00
66	162	M. Storti Est., Allston St.	.....	114	80.00	.....	80.00
68	91	P. Berger Est., 21 Rear North Davis St.	.....	192	30.00	.....	30.00
68	110	C. Fairbrother, 15 Matthew St.	.....	2,400	350.00	.....	350.00
68	115	J. E. O'Donnell et al., 26 Vesta St.	.....	3,246	430.00	.....	430.00
68	116	J. E. O'Donnell et al., 22 Vesta St.	.....	2,790	430.00	.....	430.00
68	119	J. E. O'Donnell et al., 16 Vesta St.	.....	8,650	1,280.00	.....	1,280.00
68	121	J. E. O'Donnell et al., 10 Vesta St.	.....	2,840	370.00	.....	370.00
68	130	Samuel Robinson Est., 9 Vesta St.	.....	1,840	270.00	.....	270.00
68	136	J. E. O'Donnell et al., 20 Wiley St.	.....	2,825	370.00	.....	370.00
68	137	J. E. O'Donnell et al., 17 Vesta St.	.....	15,977	2,420.00	.....	2,420.00
68	138	E. Feiner wf Lewis, 14 Wiley St.	.....	2,400	350.00	.....	350.00
68	139	J. E. O'Donnell et al., 12 Wiley St.	.....	480	80.00	.....	80.00
68	231	M. A. Harvey Est., Derry St.	.....	2,527	190.00	.....	190.00
68	335	Sarah Cohen, 219 Smith St.	.....	.....	.....	2,750.00	2,750.00
68	446	John Ukljewski, Delhi and Dan Sts.	.....	855	400.00	.....	400.00
68	478	D. Gitter, 336 Chalkstone Ave.	.....	2,381	400.00	.....	400.00
68	506	A. Johnston, 31 Wayne St.	.....	2,323	480.00	.....	480.00
68	509	W. R. Berry Est., 35 Wayne St.	.....	2,380	530.00	.....	530.00
68	516	Eva Rosiliowicz, 74 Wayne St.	.....	3,012	670.00	2,420.00	3,090.00
69	591	Providence Life Insurance of R.I., 57 Osborne St.	.....	4,000	900.00	.....	900.00
70	90	Harris Land Co., 18 (Rear) Veto St.	.....	400	30.00	.....	30.00
70	451	Harris Land Co., 88 Suffolk St.	.....	4,000	1,120.00	.....	1,120.00
70	516	Harris Land Co., 110 Pungansett St.	.....	3,893	1,090.00	.....	1,090.00
70	562	H. E. McPhillips Est., 89 Berkshire St.	.....	4,000	930.00	.....	930.00
70	574	Harris Land Co., 99 Donelson St.	.....	4,000	1,120.00	.....	1,120.00
70	579	Harris Land Co., 91 Suffolk St.	.....	4,000	1,120.00	.....	1,120.00
72	398	George Scalero & wife Noella, 129 Chatham St.	.....	4,800	1,020.00	.....	1,020.00
76	49	E. McCrillis, 149 Cornwall St.	.....	12,000	600.00	.....	600.00
77	668	Thomas C. Ricci and wf., Mary, 103 Job St.	.....	3,288	900.00	580.00	1,480.00

Table 1—Continued

## REAL ESTATE

## REAL PROPERTY ACQUIRED BY CITY AT TAX SALE

Authority of Chapters 32 General Laws of 1938, 695 Public Laws of 1935, 1800 Public Laws of 1946

Property Held by City on September 30, 1968

Assessor's Plat No.	Lot No.	Assessed Owner at Time of Tax Sale	LOCATION	Area square feet	ASSESSOR'S VALUATION		
					Land	Buildings	Total
77	669	Thomas G. Ricci and wf., Mary, 107 Job St. ....		3,200	760.00		760.00
79	42	P. Zarrella, 45 Hazael St. ....		4,000	840.00		840.00
79	353	C. W. Rohrich Est., 1008 Rear Douglas Ave. ....		4,000	110.00		110.00
80	543	F. Curzio, Gerardi Ave. ....		3,280	590.00		590.00
80	544	Filomena Petterutti, 77 Rowley St. ....		3,703	640.00		640.00
80	560	J. A. Hunt, 90 Rowley St. ....		3,280	500.00		500.00
80	588	Beneditto De Sorro, Walsh St. ....		3,280	30.00		30.00
80	717	George C. Calef, et al., Dunbar St. ....		160	30.00		30.00
85	228	M. Capra Est., 354 Jastram St. ....		4,000	800.00		800.00
86	613	Alton Realty, Alton Rd. ....		707	720.00		720.00
90	30	A. Anthony Est., Rear Wentworth Ave. ....		101	60.00		60.00
90	72	N. E. Land Co., Edgewood Blvd. ....		740	110.00		110.00
94	203	A. Ciccola, 144 Hunnewell Ave. ....		10,360	370.00		370.00
94	255	Claude Di Jesser, et al, Brush Hill Rd. ....		3,200	30.00		30.00
94	256	Claude Di Jesser, et al, Brush Hill Rd. ....		3,200	30.00		30.00
94	262	Claude Di Jesser, et al, Brush Hill Rd. ....		3,200	30.00		30.00
94	273	Claude Di Jesser, et al, Hillcrest Ave. ....		3,200	30.00		30.00
94	277	Claude Di Jesser, et al, Hillcrest Ave. ....		3,200	30.00		30.00
94	277	Jos. V. Ortoleva Est., Hillcrest Ave. ....		3,200	30.00		30.00
94	278	Jos. V. Ortoleva Est., Hillcrest Ave. ....		3,200	30.00		30.00
94	279	Claude Di Jesser, et al, Hillcrest Ave. ....		3,200	110.00		110.00
94	280	Claude Di Jesser, et al, Hillcrest Ave. ....		3,200	110.00		110.00
94	389	Joseph V. Ortoleva, Freedom Rd. ....		3,219	1,060.00		1,060.00
95	480	Claude Di Jesser, et al, Ridgeway Ave. ....		3,888	160.00		160.00
95	481	Jos. V. Ortoleva, et al, Ridgeway Ave. ....		3,199	50.00		50.00
95	482	Claude Di Jesser, et al, Ridgeway Ave. ....		3,200	50.00		50.00
95	483	Claude Di Jesser, et al, Ridgeway Ave. ....		3,200	570.00		570.00
95	490	Claude Di Jesser, et al, Ridgeway Ave. ....		3,200	50.00		50.00
95	491	Claude Di Jesser, et al, Ridgeway Ave. ....		3,200	50.00		50.00
95	497	Claude Di Jesser, et al, Ruby St. ....		3,200	50.00		50.00
95	498	Claude Di Jesser, et al, Ruby St. ....		3,200	50.00		50.00
95	505	Claude Di Jesser, et al, Hillcrest Ave. ....		3,016	50.00		50.00
95	506	Claude Di Jesser, et al, Hillcrest Ave. ....		2,469	110.00		110.00
96	203	Wm. G. Jackson Est., 75 Fairfield Ave. ....		3,680	770.00		770.00
97	207	C. Lombardi et al., 40 Spokane St. ....		7,359	740.00		740.00
97	210	Adelaide Varone Monaco, Langdon St. ....		87	30.00		30.00
97	521	Carmine D'Uva and wf., Raphael Ave. ....		56	3.00		3.00
97	525	A. P. Hoffman, MacGregor St. ....		400	60.00		60.00
97	526	A. P. Hoffman, MacGregor St. ....		200	80.00		80.00
97	674	Peter Bucci and wf., 11 Smart St. ....		1,600	540.00		540.00
98	212	J. Hainsworth, 27 Rear Langdon St. ....		309	30.00		30.00
99	100	A. Johnston, 142 Sherwood St. ....		5,360	530.00		530.00
99	101	A. Johnston, 138 Sherwood St. ....		3,520	400.00		400.00
99	102	A. Johnston, 134 Sherwood St. ....		3,760	530.00		530.00
99	203	Harris Land Co., Glasgow St. at Lancashire St. ....		4,000	370.00		370.00
99	212	E. G. Carr, 54-58 Anchor St. ....		6,400	960.00		960.00
99	259	Harris Land Co., 57 Anchor St. ....		3,200	290.00		290.00
99	260	C. A. Costanza, 61 Anchor St. ....		3,200	290.00		290.00
99	261	Harris Land Co., 65 Anchor St. ....		3,200	290.00		290.00
102	77	C. Birth Est., 52 Henrietta St. ....		4,000	720.00		720.00
102	78	C. Birth Est., 48 Henrietta St. ....		4,000	720.00		720.00
102	91	C. Birth Est., Wild St. ....		3,762	280.00		280.00
102	92	C. Birth Est., Wild St. ....		3,937	290.00		290.00
104	453	Mario G. Macaruso, 147 Elmdale Ave. ....		4,000	800.00		800.00
104	623	A. Paolino Est., 17 Cumerford St. ....		4,000	800.00		800.00
105	221	W. J. Hamilton, Magnolia St. ....		546	160.00		160.00
105	417	J. J. Burdick et al., Kelly St. ....		520	50.00		50.00
105	419	A. MacDonald, 28 Eastwood Ave. ....		5,000	80.00		80.00
105	420	A. MacDonald, 32 Eastwood Ave. ....		5,000	80.00		80.00
105	421	A. MacDonald, 36 Eastwood Ave. ....		5,000	80.00		80.00
105	422	A. MacDonald, 40 Eastwood Ave. ....		5,000	80.00		80.00
109	529	Bonded Mun. Corp., What Cheer Ave. ....		151	30.00		30.00
110	70	R. Iannozzi and wf., C., Mercy St. ....		240	50.00		50.00
110	322	Regal Printing Co., 92 Prudence Ave. ....		4,351	590.00		590.00
110	430	Giacomo Di Zazzo et al., Cavelotti St. ....		3,200	270.00		270.00
113	33	A. Scott, 75 Kinfield St. ....		4,500	130.00		130.00

Table 1—Continued

**Authority of Chapters 32 General Laws of 1938, 695 Public Laws of 1935, 1800 Public Laws of 1946**  
**Property Held by City on September 30, 1968**

Assessor's Plat No.	Lot No.	Assessed Owner at Time of Tax Sale	LOCATION	Area square feet	ASSESSOR'S VALUATION		
					Land	Buildings	Total
113	34	A. Scott, 71 Kinfield St. ....		4,500	130.00	.....	130.00
113	129	Carrie L. Pallas, Hilarity St. ....		5,000	160.00	.....	160.00
113	130	F. and L. Claisse Ests., 76 Hilarity St. ....		5,000	160.00	.....	160.00
113	131	F. and L. Claisse Ests., 80 Hilarity St. ....		5,000	160.00	.....	160.00
113	132	F. and L. Claisse Ests., 84 Hilarity St. ....		5,000	160.00	.....	160.00
113	133	A. Scott, 88 Hilarity St. ....		5,000	160.00	.....	160.00
113	134	A. Scott, 92 Hilarity St. ....		5,000	160.00	.....	160.00
113	135	A. Scott, 96 Hilarity St. ....		5,000	280.00	.....	280.00
113	154	Francis T. McGarry and wf., Hilarity St. ....		4,000	440.00	.....	440.00
113	155	Francis T. McGarry and wf., Hilarity St. ....		4,000	440.00	.....	440.00
113	198	Francis T. McGarry and wf., 92 Bowlett St. ....		4,500	480.00	.....	480.00
113	199	Francis T. McGarry and wf., 98 Bowlett St. ....		4,500	480.00	.....	480.00
114	26	J. J. Burdick et al., Grimwood St. ....		2,728	80.00	.....	80.00
114	27	J. J. Burdick et al., Grimwood St. ....		4,075	120.00	.....	120.00
114	28	J. J. Burdick et al., Grimwood St. ....		5,925	180.00	.....	180.00
114	66	Charles H. Davis, Celia St. ....		55	20.00	.....	20.00
114	226	A. Johnson, 226 King Philip St. ....		4,500	240.00	.....	240.00
114	227	Katherine T. H. McCrillis, King Philip St. ....		4,500	240.00	.....	240.00
115	14	William O'Dea and wife Delia, 45-49 Myra St. ....		7,413	220.00	.....	220.00
115	117	R. J. Fellows Est., Seton St. ....		3,200	100.00	.....	100.00
115	144	R. J. Fellows Est., Springfield St. ....		520	40.00	.....	40.00
115	150	John F. Murray and Albeus M. Murray Est., 56 Thornton St. ....		1,305	40.00	.....	40.00
115	151	J. F. Murray et al., Thornton St. ....		2,854	80.00	.....	80.00
115	152	J. F. Murray et al., Thornton St. ....		2,343	100.00	.....	100.00
115	153	John F. Murray and Albeus M. Murray Est., 46 Thornton St. ....		825	40.00	.....	40.00
115	154	J. F. Murray et al., Thornton St. ....		3,183	100.00	.....	100.00
115	155	J. F. Murray et al., Thornton St. ....		2,827	100.00	.....	100.00
115	179	E. McCrillis, Stansfield St. ....		2,912	80.00	.....	80.00
115	184	M. DiGiacomo, Stansfield St. ....		5,000	160.00	.....	160.00
115	185	S. and J. Gentolfi, Stansfield St. ....		6,900	400.00	.....	400.00
115	212	V. Lombardo, Milo St. ....		3,200	180.00	.....	180.00
115	213	V. Lombardo, Milo St. ....		3,200	180.00	.....	180.00
115	264	Luigi Paglia & wife Bettina Est., Diana St. ....		4,000	220.00	.....	220.00
115	265	Luigi Paglia & wife Bettina Est., Diana St. ....		4,000	220.00	.....	220.00
115	272	Loreto Volpe Estate, Springfield St. ....		2,800	200.00	.....	200.00
115	328	D. Martin, Ophelia St. ....		3,200	180.00	.....	180.00
115	516	A. DiZazzo and wf., M., Horace St. ....		3,000	180.00	.....	180.00
115	517	A. DiZazzo and wf., M., Horace St. ....		3,000	180.00	.....	180.00
115	523	Enterprise Real Est. Corp., Horace St. ....		2,438	120.00	.....	120.00
115	530	Enterprise Real Est. Corp., Boundary Ave. ....		3,000	100.00	.....	100.00
115	531	Enterprise Real Est. Corp., Boundary Ave. ....		3,000	100.00	.....	100.00
119	205	A. E. Harris, Liege St. ....		376	30.00	.....	30.00
119	206	A. E. Harris, Venice St. ....		188	30.00	.....	30.00
119	207	A. E. Harris, Venice St. ....		376	30.00	.....	30.00
119	208	A. E. Harris, Mowry St. ....		218	30.00	.....	30.00
122	110	N. E. Land Co., Longwood Ave. ....		4,000	800.00	.....	800.00
122	148	State Land Co., Inc., Longwood Ave. ....		4,866	1,170.00	.....	1,170.00
122	170	N. E. Land Co., Longwood Ave. ....		3,916	800.00	.....	800.00
122	178	N. E. Land Co., Longwood Ave. ....		50	30.00	.....	30.00
123	29	J. Molloy, Veazie St. ....		450	160.00	.....	160.00
123	113	D. F. Roper Est., 133 Sunbury St. ....		3,200	610.00	.....	610.00
123	173	G. A. Mercurio Est., 793 River Ave. ....		3,860	930.00	.....	930.00
123	174	G. A. Mercurio Est., 797 River Ave. ....		3,860	930.00	.....	930.00
124	152	Maria Cornella, 31 Winona St. ....		1,600	480.00	.....	480.00
126	20	R.I. Ice Co., Rear Reservoir Ave. ....		1,125	110.00	.....	110.00
126	276	Reservoir Rest., Inc., 241 Reservoir Ave. ....		.....	.....	75,000.00	75,000.00
126	296	R.I. Ice Co., Shore Mashapaug Pond ....		2,063	380.00	.....	380.00
<b>Total Real Property Acquired by City at Tax Sale</b>				<b>1,024,765</b>	<b>\$ 193,103.00</b>	<b>\$ 182,170.00</b>	<b>\$ 375,273.00</b>

Table 1—Continued

## TRUST AND SPECIAL FUNDS

## DEXTER DONATION

Real Estate at September 30, 1968

The following property was devised to the Town of Providence, in the year 1824, by the will of Ebenezer Knight Dexter, Esq. (See City Auditor's Annual Report for 1864.)

Assessor's Plat No.	Lot No.	LOCATION	Area square feet	ASSESSOR'S VALUATION		NAMES OF TENANTS	Rent per Annum \$	Term of Lease, Years*	Lease Terminates
				Land	Buildings	Total			
32	200	Dexter and Parade Streets, Hollywood Road and State Armory .....	†420,568	\$ 131,480.00	.....	\$ 131,480.00	Dexter Training Ground. A Bronze statue of Ebenezer Knight Dexter, donated by Henry C. Clark, is located on this field .....	.....	.....
8	243	Doyle Ave., south side .....	†8,948	1,680.00	.....	1,680.00	Patrick A. Quinton and wife Mary A. ....	†...	.....
32	212	Cranston Street .....	†6,036	3,170.00	.....	3,170.00	Ortoleva Realty Co. ....	40	May 20, 1976
32	239	Harrison Street, west side .....	†5,031	1,490.00	.....	1,490.00	Joseph Laudini and wife, Lucy	40	Jan. 1, 1990
32	240	Harrison Street, west side .....	†5,031	1,490.00	.....	1,490.00	Fernand P. Ledoux .....	40	Jan. 1, 1990
32	245	Harrison Street, west side .....	†5,030	1,490.00	.....	1,490.00	John Cutroneo & wife, Louise	40	Feb. 1, 1990
42	250	Harrison Street, west side .....	†5,029	1,490.00	.....	1,490.00	Frank D. McKendall, Inc. ....	40	Aug. 1, 1977
32	253	Durfee Street .....	†3,091	690.00	.....	690.00	Mrs. Walter I. Pearce .....	†...	.....
32	261	Harrison Street, east side .....	†5,031	1,490.00	.....	1,490.00	Irene Estelle Spink .....	20	Apr. 1, 1970
32	282	Hammond Street, west side .....	†5,032	1,490.00	.....	1,490.00	Frank D. McKendall, Inc. ....	40	Nov. 1, 1980
32	283	Hammond Street, west side .....	†5,032	1,490.00	.....	1,490.00	Frank D. McKendall, Inc. ....	40	May 1, 1985
32	293	Hammond Street, west side .....	†15,091	4,020.00	.....	4,020.00	School Committee .....	.....	.....
<b>Total Dexter Donation</b> .....			488,950	\$ 151,470.00	.....	\$ 151,470.00	.....	.....	<b>Exhibit G</b>
							\$1,389.00		

†Actual survey by City Engineers.  
Lot 270, Plat 32, and a small portion of Lot 272, condemned by State of Rhode Island for military purposes (U. T. A.) in 1918.

\*All estates leased for forty years are subject to an additional sum equal to the annual city tax.

†New leases under consideration.



Table 2

## PRODUCTIVE REAL ESTATE

TENANTS	LOCATION	Rent per Annum	Term of Lease, Years	Termination of Lease
<b>Income to City of Providence:</b>				
American Locomotive Co. ....	Land on Valley Street .....	48.00	....	Year to Year
Bettencourt, Mildred .....	Land, southeast side of East George St. ....	50.00	....	
Bettencourt, Mildred .....	East River Street .....	180.00	....	
Brewster Building Materials Co., Inc. ....	Land at Fields Point .....	11,167.62	5	Aug. 14, 1971
Cities Service Oil Co. ....	Land at Fields Point .....	16,966.40	20	June 30, 1981
DiGregorio, Ernest .....	Langdon Street and Branch Avenue....	150.00	5	
A. C. Dutton Lumber Corp. ....	Fields Point .....	13,950.00	3	Nov. 20, 1968
Federal Hill Business Men's Association .....	Land at northerly side of Atwells Ave. ....	500.00	1	May 13, 1969
Fields Point Mfg. Co. ....	Land at Fields Point .....	4,605.04	10	June 19, 1973
James C. Goff Co. ....	Land on Reservoir Avenue .....	25.00	....	
John J. Hudson, Inc. ....	Land at Fields Point .....	1,200.00	10	
Humble Oil & Refining Co. ....	Land, easterly side of Charles Street .....	125.00	....	
International Union of Operating Engineers, Local 57 .....	Land on Gano Street .....	1,500.00	20	June 30, 1978
Ladish, Anthony F. & Dorothy M. ....	Land, junction of Harris and Kinsley Avenues. ....	900.00	10	Sept. 14, 1972
Ladish, Anthony F. & Dorothy M. ....	Land adjoining above .....	650.00	10	Sept. 14, 1972
Lehigh Portland Cement .....	Land at Fields Point .....	5,600.00	10	Mar. 31, 1971
Lenox Realty Co., Inc. ....	Westerly of Canal and southerly of Smith Street .....	1,000.00	....	
George Mann & Co., Inc. ....	Land at Fields Point .....	4,800.00	20	Mar. 31, 1985
Marquette Cement Manufacturing .....	Easement at Fields Point .....	500.00	30	July 27, 1991
Medeiros, Manuel .....	Land at Public and Burnett Streets....	1,202.00	5	Aug. 21, 1971
McKenna-McAllister Post No. 592, V.F.W. ....	Seventh Ward Room Bldg. ....	600.00	3	June 14, 1970
Moakler, John W. ....	Promenade Street .....	75.00	....	
Mobil Oil Corporation .....	Land, junction Harris & Kinsley Aves. ....	1,680.00	5	July 31, 1969
John J. Orr & Sons, Inc. ....	Land at Municipal Pier .....	1,600.00	20	Oct. 31, 1979
John J. Orr & Sons, Inc. ....	Land at Fields Point .....	5,496.00	5	
Perrotti, Alfred P. & Elizabeth .....	Neutaconkanut Park .....	50.00	5	May 1, 1972
Providence Bowling Green Club .....	Neutaconkanut Park .....	1.00	....	
		Per year Per member		
Providence Fruit and Produce Bldg., Inc. ....	Harris Avenue .....	1,750.00	....	
Providence Preservation Society .....	Old Meeting Street School .....	1.00	....	Year to Year
Providence Public Library .....	Wickenden Street .....	1.00	....	Year to Year
Pullman Pancake House .....	Land adjoining diner, Broad Street....	600.00	....	
Rhode Island Association for Retarded Children....	Putnam Street School .....	1.00	20	July 31, 1980

Table 2—Continued

## PRODUCTIVE REAL ESTATE

TENANTS	LOCATION	Rent per Annum	Term of Lease, Years	Termination of Lease
A. F. Rotelli & Sons, Inc. ....	Portion of Collyer Park .....	180.00	20	Oct. 31, 1979
Sinclair Refining Company .....	Land at Fields Point .....	20,000.00	10	Dec. 31, 1969
St. Adalbert's Church Corp. ....	Old Police Station, northwest corner, Capron and Chaffee Streets .....	1.00	20	Jan. 31, 1983
St. Dunstan's Day School .....	Old Benefit Street School .....	1.00	1	
Standish-Barnes Co. ....	Land on South Main Street .....	240.00	2	Jan. 31, 1968
Sullivan, Daniel L. ....	Elmwood and Potters Avenue .....	1,700.00	20	Dec. 30, 1978
Sun Oil Company .....	Land at Fields Point .....	8,377.38	20	June 30, 1971
Sun Oil Company .....	Land at Fields Point .....	13,650.00	5	
Tessitore, Alfredo .....	Land at Pleasant Valley Parkway....	100.00	....	
Thayer Realty Co. ....	Old Meeting Street School .....	2,500.00	40	Dec. 1, 1972
U.S. General Services Administration .....	Land and buildings, Hope Street and Alumni Avenue .....	35,000.00	5	Dec. 31, 1971
White, William W. ....	Land northwesterly corner of South Court and Wheaton Streets.....	1.00	5	June 27, 1973
Wilson & Company .....	Mossassuck River bed .....	2,800.00	15	May 31, 1970
G. E. Wilson Company .....	Land at Fields Point .....	3,923.84	20	Mar. 31, 1985
Total .....		\$165,448.28		
<b>Income to Water Works (Scituate Property):</b>				
Atlantic Tool Co. ....	Pontiac Avenue .....	\$ 120.00	....	
Brown, Arthur L. ....	Hopkins Avenue—Lot 708 .....	180.00	....	
Clarke, Elton L. ....	Elmdale .....	12.00	....	
North Scituate Fire Dept. No. 1 .....	Scituate .....	1.80	....	
Rhode Island Episcopal Convention .....	Danielson Pike, Scituate .....	6.93	....	
Rhode Island Episcopal Convention .....	Danielson Pike, Scituate .....	4.57	....	
Rhode Island Episcopal Convention .....	Danielson Pike, Scituate .....	2.16	....	
St. Joseph's Church Corporation .....	North Scituate .....	2.91	....	
Town of Scituate .....	Rear of Town Hall .....	4.86	....	
Town of Smithfield .....	Land at Longview Reservoir .....	10.00	....	
Total .....		\$ 345.23		



Table 3

## SUMMARY OF INVENTORIES OF PERSONAL PROPERTY

September 30, 1968

Board of Canvassers and Registration .....		\$	6,294.96	
Board of Review—Zoning .....			2,923.07	
Board of Tax Assessment Review .....			45.00	
Building Inspection Department:				
Building Inspection Department Administration .....	\$	6,114.93		
Structures and Zoning .....		3,472.59		
Plumbing, Drainage and Gas Piping Division .....		6,079.09		
Electrical Installations Division .....		5,108.74		
Air Pollution, Mechanical Equipment and Installations Division .....		6,185.77	26,961.12	
Bureau of Licenses .....			6,304.94	
City Assessor .....			14,440.80	
City Clerk .....			4,232.41	
City Collector .....			14,727.70	
City Controller:				
Controller's Division .....	\$	18,528.21		
Employees' Retirement Division .....		13,574.70	32,102.91	
City Sergeant .....			12,460.08	
City Treasurer .....			2,957.29	
Commissioner of Public Safety:				
Fire Department .....	\$	456,382.15		
Police Court .....		3,666.86		
Police Department .....		287,319.25	747,368.26	
Department of Planning and Urban Development:				
City Plan Commission .....	\$	16,062.14		
Division of Minimum Housing .....		9,233.56		
Providence Redevelopment Agency .....		14,945.77	40,241.47	
Finance Director .....			5,460.32	
Health Activities:				
Vital Statistics .....			6,687.46	
Human Relations Commission .....			3,682.97	
Law Department .....			52,207.31	
Mayor's Office .....			28,126.60	
Park Commissioners:				
North Burial Ground .....	\$	22,775.92		
Parks — General .....		25,524.75		
Parks — Administration .....		2,211.88		
Roger Williams Park — Museum .....		38,073.07		
Roger Williams Park .....		65,465.08		
Forestry Department .....		4,579.84	158,630.54	
Probate Court .....			13,923.77	
Providence Civilian Defense Council .....			52,320.56	
Public Welfare .....			30,666.58	
Public Works Department:				
Administration .....	\$	17,052.86		
Bridge Maintenance .....	\$	2,018.32		
Draw Bridge .....		1,816.65	3,834.97	

Table 3—Continued

## SUMMARY OF INVENTORIES OF PERSONAL PROPERTY

September 30, 1968

Construction and Maintenance Division:		
Highway .....	\$ 625.00	
Revolving Fund Rental Equipment .....	843,992.76	844,617.76
Drain Permits .....		209.00
Engineering Office .....		18,905.00
Family Relocation Service .....		1,448.44
Harbor Master .....		36.00
Sanitation:		
Administration .....	\$ 623.80	
Garbage Collection .....	5,038.51	
Environment Control .....	15,413.98	21,076.29
Municipal Dock .....		635.00
Public Buildings Division .....		3,530.94
Sewage Disposal .....		4,066.59
Sewage Pumping Station .....		1,044.25
Sewer Construction Equipment .....		14,713.69
Sidewalks and Curbing .....		1,007.25
Street Lighting .....		618.00
Street Cleaning .....		2,666.84
Communication Equipment .....		21,685.08
		957,147.96
Purchasing Department:		
Purchasing Agent .....	\$ 10,783.02	
Municipal Garage .....	16,103.94	
Printing Department .....	10,437.55	37,324.51
Recorder of Deeds .....		20,075.88
Recreation Department .....		54,972.11
Superintendent of Weights and Measures .....		1,192.82
Traffic Engineering .....		165,204.25
Water Supply Board .....		222,707.87
Westminster Mall .....		718.00
Total Value of Personal Property for Fiscal Year 1967-1968 .....		\$ 2,722,109.52

\*School Inventories of Books, Supplies and Equipment unavailable at time of printing of this report.

Table 4

## CITY TAXES AND VALUATIONS BY YEARS

Assessor's Valuation of the Real and Personal Property of the City of Providence for the years 1870, 1880, 1890, 1900, 1910, 1920, 1925, 1930, 1935, 1940, 1945 and each year since; also the rate and amount of assessment in each year.

YEAR*	Real Estate	Personal Estate	Total	Rate per \$1,000	Amount of Tax
1870 .....	\$ 52,511,800	\$ 40,565,100	\$ 93,076,900	\$13.50	\$ 1,256,538.15
1880 .....	88,012,100	27,908,900	115,921,000	13.50	1,564,933.50
1890 .....	104,684,440	35,932,620	140,617,060	15.00	2,109,255.90
1900 .....	149,094,840	43,022,400	192,117,240	16.00	3,073,875.84
1910 .....	190,136,040	69,009,020	259,145,060	16.50	4,275,893.49
1920 .....	287,064,360	89,806,600	376,870,960	23.50	
		105,692,440	105,692,440	4.00	9,279,237.32
1925 .....	343,180,770	99,074,300	442,255,070	23.00	
		132,665,600	132,665,600	4.00	10,702,529.01
1930 .....	426,530,808	98,125,700	524,656,508	23.50	
		168,461,780	168,561,780	4.00	13,003,275.06
1935 .....	408,417,940	80,623,000	489,040,940	24.50	
		128,974,500	128,974,500	4.00	12,497,401.03
1940 .....	403,951,510	93,749,500	497,701,010	25.00	
		234,361,200	234,361,200	4.00	13,379,970.05
1945 .....	395,537,540	106,378,100	501,915,640	25.00	
		220,366,320	220,366,320	4.00	13,429,356.28
1946 .....	394,046,380	109,099,500	503,145,880	25.00	
		216,230,600	216,230,600	4.00	13,443,569.40
1947 .....	397,131,920	118,531,340	515,663,260	25.00	
		219,782,330	219,782,330	4.00	13,770,710.82
1948 .....	407,178,345	132,410,253	539,588,598	25.00	
		207,275,875	207,275,875	4.00	14,318,818.45
1949 .....	447,270,714	136,036,151	583,306,865	28.00	
		199,398,583	199,398,583	4.00	17,130,186.55
1950 .....	452,436,056	138,829,946	591,266,002	28.00	
		211,066,571	211,066,571	4.00	17,399,714.34
1951 .....	456,631,555	146,394,019	603,025,574	29.40	
		229,299,350	229,299,350	4.00	18,646,214.88
1952 .....	463,305,285	154,135,374	617,440,659	29.40	
		235,169,650	235,169,650	4.00	19,093,580.33
1953 .....	468,969,936	156,070,307	625,040,243	31.00	
		230,833,032	230,833,032	4.00	20,299,579.66
1954 .....	475,136,045	155,825,735	630,961,780	31.00	
		218,930,642	218,930,642	4.00	20,435,537.75
1955 .....	482,861,470	151,043,700	633,905,170	33.00	
		229,281,705	229,281,705	4.00	21,835,997.43
1956 .....	516,162,680	153,508,637	669,671,317	33.00	
		256,986,670	256,986,670	4.00	23,127,100.14
1957 .....	519,974,630	152,560,840	672,535,470	35.50	
		251,583,460	251,583,460	4.00	24,881,456.56
1958 .....	521,124,270	153,808,913	674,933,183	35.50	
		245,612,820	245,612,820	4.00	24,942,685.59
1959 .....	520,155,610	150,581,386	670,736,996	39.00	
		272,297,787	272,297,787	4.00	27,247,970.71
1960 .....	517,500,420	152,730,540	670,230,960	39.00	
		275,921,872	275,921,872	4.00	27,242,694.93
1961 .....	591,971,610	153,708,793	745,680,403	39.00	
		254,364,190	254,364,190	4.00	30,099,073.60
1962 .....	587,635,220	158,104,997	745,740,217	39.00	
		311,522,650	311,522,650	4.00	30,329,959.06
1963 .....	586,304,627	166,851,215	753,155,842	39.00	
		272,670,045	272,670,045	4.00	30,463,758.02
1964 .....	586,886,310	172,032,440	758,918,750	39.00	
		285,448,380	285,448,380	4.00	30,739,624.77
1965 .....	589,328,500	178,905,310	768,233,810	39.00	
		290,113,000	290,113,000	4.00	31,121,570.59
1966 .....	589,688,780	175,033,480	764,722,260	39.00	
		273,021,280	273,021,280	4.00	30,916,253.26
1967 .....	603,063,760	181,951,000	785,014,760	43.00	
		242,519,100	242,519,100	4.00	34,725,711.08
1968 .....	621,691,850	184,699,020	806,390,870	43.00	
		245,288,860	245,288,860	4.00	35,691,919.89

\*Year denotes tax assessment for fiscal year beginning October 1 which was assessed on December 31 of the prior year.

Table 5

## DEBT, NET DEBT, POPULATION AND VALUATION BY YEARS

Year	Population	DEBT Funded	Floating	Total	Sinking Fund Bond Premiums and Reserves	Net Debt	Net Debt Per Capita	Assessor's Valuation	Valuation Per Capita
1910	224,326	\$18,949,000.00	\$ 462,035.10	\$19,411,035.10	\$ 6,674,221.02	\$12,736,814.08	\$ 56.78	\$ 259,145,060.00	\$1,155.21
1915	247,660	20,411,000.00	2,518,423.93	22,929,423.93	8,835,895.15	14,093,528.78	56.91	349,375,720.00	1,410.71
1920	237,595	24,026,000.00	2,004,137.70	26,030,137.70	12,039,094.68	13,991,043.02	58.89	482,563,400.00	2,030.99
1925	267,918	34,338,000.00	3,687,194.87	38,025,194.87	12,466,065.64	25,559,129.23	95.40	574,920,670.00	2,145.88
1926	*270,745	37,038,000.00	4,064,214.80	41,102,214.80	12,854,543.59	28,247,671.21	104.33	596,908,990.00	2,204.69
1927	*272,737	40,323,000.00	5,019,384.00	45,342,384.00	13,318,348.20	32,024,035.80	117.42	630,340,520.00	2,311.17
1928	*274,730	43,506,000.00	5,753,421.22	49,259,421.22	14,138,136.00	35,121,285.22	127.84	659,525,312.00	2,400.64
1929	*276,721	44,552,000.00	7,895,785.50	52,447,785.50	14,304,933.96	38,142,851.54	137.84	684,575,806.00	2,473.88
1930	*278,882	48,039,000.00	8,328,247.84	56,367,247.84	14,069,568.48	42,297,679.36	151.67	693,118,288.00	2,485.30
1931	*282,981	52,489,000.00	8,532,254.35	61,021,254.35	14,941,894.49	46,079,359.86	182.15	684,881,054.00	2,707.24
1932	*283,000	58,439,000.00	6,310,789.73	64,749,789.73	15,994,927.81	48,754,861.92	192.70	639,356,640.00	2,527.10
1933	*283,000	58,442,500.00	3,000,260.15	61,442,760.15	14,772,787.96	46,669,972.19	184.46	619,420,120.00	2,448.30
1934	*283,000	58,984,000.00	3,055,579.42	62,039,579.42	15,256,182.92	46,783,396.50	184.91	616,239,400.00	2,435.73
1935	*283,000	60,142,500.00	4,985,844.30	65,128,344.30	16,138,620.61	48,989,723.69	193.64	618,015,440.00	2,442.75
1936	*283,000	60,771,000.00	6,812,123.64	67,583,123.64	15,784,527.82	51,798,595.82	204.73	637,112,120.00	2,518.22
1937	*243,000	62,249,500.00	5,548,515.28	67,798,015.28	16,200,735.73	51,597,279.55	212.33	787,115,100.00	3,239.16
1938	*243,000	62,858,000.00	9,342,789.85	72,200,789.85	15,988,319.69	56,212,470.16	231.32	797,749,060.00	3,282.91
1939	*243,000	65,336,500.00	9,910,709.21	75,247,209.21	16,816,105.83	58,431,103.38	240.45	761,126,330.00	3,132.20
1940	253,214	66,195,000.00	9,862,655.86	76,057,655.86	17,187,140.00	58,870,515.86	232.49	732,062,210.00	2,891.08
1941	*257,000	72,560,500.00	5,670,028.87	78,230,528.87	18,330,451.94	59,900,076.93	233.07	720,740,040.00	2,804.44
1942	*259,000	69,992,000.00	6,150,935.72	76,142,935.72	18,000,025.42	58,142,910.30	224.49	700,529,520.00	2,714.10
1943	*261,000	70,945,500.00	3,805,227.82	74,750,727.82	18,943,791.67	55,806,936.15	215.22	708,379,940.00	2,669.83
1944	*263,000	68,424,000.00	2,895,227.82	71,319,227.82	18,944,266.75	52,374,961.07	199.14	702,167,000.00	2,669.83
1945	*265,000	65,278,500.00	2,652,936.38	67,931,436.38	18,340,417.83	49,591,018.55	187.14	722,281,960.00	2,725.59
1946	*266,000	61,873,000.00	2,652,936.38	64,525,936.38	17,151,553.95	47,374,382.43	178.10	719,376,480.00	2,704.42
1947	*266,000	58,961,000.00	2,805,436.38	61,766,436.38	16,709,644.57	45,056,791.81	169.39	735,445,590.00	2,764.83
1948	*266,000	56,535,000.00	4,661,436.38	61,196,436.38	16,641,299.89	44,555,136.49	167.50	746,864,473.00	2,807.76
1949	*266,000	59,264,000.00	4,407,436.38	63,671,436.38	16,628,725.13	47,042,711.25	176.85	782,705,448.00	2,942.50
1950	248,674	63,661,500.00	2,692,936.38	66,354,436.38	16,079,753.81	50,274,682.57	202.97	802,332,573.00	3,239.13
1951	*248,000	61,471,500.00	5,453,936.38	66,925,436.38	17,067,352.73	49,858,083.65	201.04	832,324,924.00	3,356.15
1952	*251,500	60,435,500.00	4,206,895.91	64,642,395.91	15,601,990.42	49,040,405.49	194.99	852,610,309.00	3,390.10
1953	*251,500	56,742,500.00	5,781,895.91	62,524,395.91	15,015,086.52	47,509,309.39	188.90	855,873,275.00	3,403.07
1954	*251,500	57,525,500.00	4,539,895.91	62,065,395.91	14,761,509.10	47,303,886.81	188.09	849,892,422.00	3,379.29
1955	*254,000	54,612,500.00	6,881,395.91	61,493,895.91	15,206,170.48	46,287,725.43	182.24	863,186,875.00	3,398.37
1956	*223,000	51,369,500.00	6,604,856.91	57,974,356.91	14,235,866.38	43,738,490.53	196.13	926,650,737.00	4,155.38
1957	*223,000	51,559,500.00	7,160,856.91	58,720,356.91	12,930,244.43	45,790,112.48	205.34	924,118,930.00	4,144.03
1958	*223,000	54,781,500.00	5,326,856.91	60,108,356.91	12,880,855.29	47,227,501.62	211.78	920,546,003.00	4,128.01
1959	*223,000	50,653,000.00	9,130,856.91	59,783,856.91	12,124,947.36	47,658,909.55	213.72	943,034,783.00	4,228.86
1960	207,498	52,319,500.00	7,135,638.86	59,455,138.86	12,251,535.41	47,203,603.45	227.49	946,152,832.00	4,559.92
1961	*208,000	56,446,000.00	11,126,506.86	67,572,506.86	13,016,567.22	54,555,939.64	262.29	1,000,044,593.00	4,807.91
1962	*207,000	55,453,500.00	12,139,510.11	67,593,010.11	9,715,177.40	57,877,832.71	279.60	1,057,262,867.00	5,107.55
1963	*207,000	59,979,000.00	5,262,328.86	65,241,328.86	7,984,726.57	57,256,602.29	276.60	1,025,825,887.00	4,955.68
1964	*207,000	54,678,000.00	8,056,382.78	62,734,382.78	6,453,439.14	56,280,943.64	271.89	1,044,367,130.00	5,045.25
1965	*187,000	53,997,000.00	2,697,634.72	56,694,634.72	2,543,515.23	54,151,119.49	289.58	1,058,346,810.00	5,584.85
1966	*187,000	51,113,000.00	7,112,284.72	58,225,284.72	3,261,592.32	54,963,692.40	293.92	1,037,743,540.00	5,549.43
1967	*187,000	54,956,000.00	10,410,434.72	65,366,434.72	3,814,313.99	61,552,120.73	329.16	1,027,533,860.00	5,494.83
1968	*187,000	58,113,000.00	12,188,084.72	70,301,084.72	546,616.27	68,754,468.45	373.02	1,051,679,730.00	5,623.96

\*Estimated