

City of Providence

STATE OF RHODE ISLAND AND PROVIDENCE PLANTATIONS

CHAPTER 2008-26

No. 189

AN ORDINANCE

In Amendment
of Chapter 2008-12, Number 36, Approved, January 28, 2008,
Entitled: "An Ordinance Establishing a Compensation Plan
for the Water Supply Board and Repealing Ordinance Chapter
2007-11, Approved January 2, 2007, as amended."

EFFECTIVE ~~XXXXXX~~ ^{Approved} APRIL 27, 2008

Be it ordained by the City of Providence:


Section 1. The following Compensation Plan is hereby adopted as the
official Compensation Plan for the Water Supply Board:

Position	Pay Grade or Rate
Account Collector	25
Administrative Assistant, WSB	M10
Aide to Chief Engineer	M1
Associate Engineer III	28
Associate Engineer IV	31
Applications/Database Analyst	M8
Board Counsel	\$35,000 /yr
Budget and Planning Analyst	M5
Chairman - Water Supply Board	\$3,000 /yr
Chief Engineer/General Manager	\$160,000-\$169,600 /yr
Clerical Coordinator	23
Clerk 1	1
Collection Officer, WSB	26
Confidential Assistant to Chief Engineer	M8
Controller	M16
DataBase Manager	M15
Dept. Switchboard Operator	11
Deputy General Manager, (Admin)	M32
Deputy General Manager, (Operations)	M32
Dig Safe Worker	\$ 20.545 /hr
Director - Commercial Services	M27
Director - Distribution	M27
Director - Engineering	M29
Director - Finance	M28
Director - Special Projects	M27
Director - Support Services	M27
Director - Water Supply	M28
Draftsman	12
Electrical Technician	\$30.445 /hr
Engineer	M15
Engineering Aide III	19
Engineering Project Coordinator	M9
Engineering Systems Analyst	M12
Environmental Resource Manager	M18
Equipment Mechanic	\$21.255 /hr
Equipment Operator	\$17.750 /hr
Forest Supervisor	M10
GIS Project Manager	M12
Heavy Equipment Operator	\$21.255 /hr
Inspector	19
Instrumentation Technician	\$23.538 /hr
Junior Chemist I	22
Junior Chemist II	25
Lab Supervisor/Bacteriology - Water	M13
Lab Supervisor/Chemistry - Water	M13
Land Management Specialist	M11

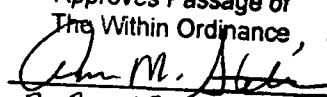
FINANCE
THE COMMISSIONER OF

No.

CHAPTER
AN ORDINANCE

IN CITY COUNCIL
MAR 20 2008
FIRST READING
REFERRED TO COMMITTEE ON
FINANCE

(Special Mtg) CLERK

Councilman Hassett

THE COMMITTEE ON
FINANCE
Approves Passage of
The Within Ordinance, as Amended

3-27-08 Clerk

Maintenance Man III	\$17.425 /hr
Manager - Accounting	M14
Manager - Capital Program	M18
Manager - Construction Services	M15
Manager - Customer Service	M18
Manager - Distribution,(Field Services)	M18
Manager - Distribution,(Planning)	M16
Manager - Engineering Customer Service	M12
Manager - Facilities and Equipment	M18
Manager - Intergovernmental Relations	M13
Manager - Personnel	M13
Manager - Plant Operations	M18
Manager - Records	M16
Manager - Regulatory	M17
Manager - Safety & Risk	M14
Manager - Security	M14
Manager - Technical Services	M18
Manager - Training & Communications	M15
Manager - Water Laboratory	M18
Material Handler	\$16.778 /hr
Member - Water Supply Board	\$2,400 /yr
Meter Reader I	\$16.783 /hr
Meter Reader Technician	\$18.650 /hr
Meter Shop Technician	\$19.605 /hr
Network Administrator	M12
Network Operations Analyst	M5
Personnel Technician,Water	22
Plumber	\$38.265 /hr
Principal Engineer	M17
Purchasing Agent II, (WSB)	24
Raingauge Keeper	\$91.00 /mon
Real Estate Administrator	M12
Regulatory Service Supervisor	M5
Sanitarian	22
Scheduler/Dispatcher	\$20.916 /hr
Senior Administrative Clerk, Water	18
Senior Draftsman-WSB	28
Senior Administrative Assistant	M11
Senior Equipment Mechanic	\$21.429 /hr
Senior Forest Supervisor	M12
Senior Manager of Information Systems	M21
Senior Manager of Personnel	M20
Senior Meter Reader Technician	\$19.727 /hr
Senior Supervisor Commercial Services	M9
Senior Switchboard Operator	\$854.34 /wk
Senior Technician	24
Senior Water Plant Mechanic	\$22.700 /hr
Senior Watershed Mechanic	\$20.091 /hr
Staff Accountant	24
Supervisor - Accounting	M12
Supervisor - Commercial Services	M5
Supervisor - Facilities & Equipment	M12
Supervisor - Water Maintenance Crew	M13
Supervisor - Water Plant Operations	M12
Switchboard Operator I	4
System Technical Specialist	22
Utility Laborer	\$16.217 /hr
Utility Maintenance Worker	\$16.217 /hr
Utility Maintenance Repairman	\$19.598 /hr
Utility Worker	\$18.926 /hr
Water Plant Mechanic	\$20.382 /hr
Water Plant Operator I	\$875.277 /wk
Water Supply Board Clerk	11
Water System Mechanic	\$21.547 /hr
Water Treatment Operator	\$16.809 /hr
Water Treatment Operator Class I	\$18.209 /hr
Water Treatment Operator Class II	\$19.453 /hr
Water Treatment Operator Class III	\$20.702 /hr
Watershed Grounds General Foreman	\$22.090 /hr
Watershed Inspector	\$17.470 /hr
Watershed Mechanic	\$16.888 /hr

Section 2. The salary for each position is categorized as one (1) of seventy-seven (77) "Pay Grades", each of which contains five(5) "Steps", or, the rate listed in Section 1 above. The "Pay Grades" and "Steps" are enumerated and set forth in Section 8(Grade 1-35) and Section 9 (Grades M1-M41).

Section 3. The above paygrades and rates do not include additional compensation for employees who may be requested to work a non-standard work week or have met the CDL requirements as per the Bargaining Unit Agreement.

Section 4. The above pay grades do not include additional compensation for Supervisors who are eligible and may receive on-call pay.

Section 5. Effective with the adoption of this Ordinance, Officers, and Employees of the City of Providence may authorize Employees to perform duties of a higher rated classification, cause by leave or retirement, and that said position is funded and provided for in this Ordinance. Said assignment may be performed for a maximum of 90 days per fiscal year. Any and all other assignments of out of rank nature must be approved by the City Council following petition by the Personnel Director.


Section 6. The provisions of this Ordinance shall not be construed as a ratification of any collective bargaining agreement.

Section 7. This Ordinance shall take effect upon its passage.

IN CITY COUNCIL

APR 3 2008


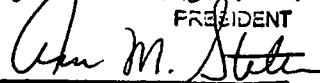
FIRST READING
READ AND PASSED

 CLERK

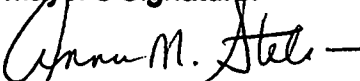
**IN CITY
COUNCIL**

APR 17 2008

FINAL READING
READ AND PASSED

 PRESIDENT
 CLERK

Effective without the
Mayor's Signature:


Anna M. Stetson
City Clerk

Section 8. Grades consistent with salary adjustments in Bargaining Unit.

Grade	Step 1st	Step 2nd	Step 3rd	Step 4th	Step 5th	ANNUAL SALARY RANGE	
1	487.33	491.68	496.04	504.72	511.24	25,341.16	- 26,584.48
2	498.20	504.72	509.06	517.75	524.29	25,906.40	- 27,263.08
3	511.24	515.62	519.93	528.60	534.84	26,584.48	- 27,811.68
4	524.29	528.60	532.98	539.49	548.21	27,263.08	- 28,506.92
5	535.15	539.49	545.41	552.55	559.05	27,827.80	- 29,070.60
6	548.21	552.55	556.90	565.60	572.09	28,506.92	- 29,748.68
7	559.05	565.60	569.91	576.47	582.98	29,070.60	- 30,314.96
8	572.09	576.46	580.81	589.49	596.04	29,748.68	- 30,994.08
9	582.98	591.67	600.36	609.06	619.94	30,314.96	- 32,236.88
10	596.04	602.54	611.23	622.12	632.98	30,994.08	- 32,914.96
11	606.90	615.67	624.27	635.14	646.03	31,558.80	- 33,593.56
12	619.94	628.61	637.33	646.03	657.07	32,236.88	- 34,167.64
13	632.98	639.48	648.19	657.07	670.97	32,914.96	- 34,890.44
14	646.03	657.07	671.03	683.54	696.60	33,593.56	- 36,223.20
15	657.07	671.03	681.55	696.60	708.34	34,167.64	- 36,833.68
16	671.03	682.63	696.60	708.34	723.22	34,893.56	- 37,607.44
17	683.54	696.60	708.34	723.22	735.70	35,544.08	- 38,256.40
18	696.60	708.34	723.22	735.70	750.57	36,223.20	- 39,029.64
19	708.34	723.22	735.70	750.57	765.56	36,833.68	- 39,809.12
20	723.22	735.70	750.57	765.56	778.60	37,607.44	- 40,487.20
21	735.39	753.13	770.54	786.52	810.28	38,240.28	- 42,134.56
22	750.57	768.01	783.92	804.15	828.66	39,029.64	- 43,090.32
23	765.56	781.13	801.22	817.55	843.96	39,809.12	- 43,885.92
24	779.73	795.12	822.54	837.78	859.11	40,545.96	- 44,673.72
25	790.51	819.49	853.13	871.26	895.63	41,106.52	- 46,572.76
26	815.58	834.65	856.09	889.65	910.95	42,410.16	- 47,369.40
27	828.66	849.97	883.50	904.94	929.32	43,090.32	- 48,324.64
28	843.96	874.45	892.67	914.01	947.54	43,885.92	- 49,272.08
29	859.11	895.63	929.32	962.75	996.39	44,673.72	- 51,812.28
30	895.63	932.23	962.77	996.40	1,029.86	46,572.76	- 53,552.72
31	910.95	947.54	978.05	1,011.57	1,051.25	47,369.40	- 54,665.00
32	947.54	978.05	1,011.57	1,045.13	1,081.78	49,272.08	- 56,252.56
33	978.05	1,011.57	1,049.13	1,081.78	1,115.19	50,858.60	- 57,989.88
34	1,011.57	1,051.25	1,081.78	1,115.19	1,148.85	52,601.64	- 59,740.20
35	1,044.64	1,081.78	1,115.19	1,148.85	1,182.24	54,321.28	- 61,476.48

Section 9. Grades listed below represent a schedule for advancement in rank for management personnel.
Step increases are contingent upon management review.

STEP GRADE	1st	2nd	3rd	4th	5th	ANNUAL SALARY RANGE	
M1	35,989.29	37,788.76	39,678.20	41,662.10	43,745.20	35,989.29	- 43,745.20
M2	37,068.97	38,922.41	40,868.55	42,911.96	45,057.56	37,068.97	- 45,057.56
M3	38,181.04	40,090.08	42,094.60	44,199.32	46,409.29	38,181.04	- 46,409.29
M4	39,326.47	41,292.79	43,357.44	45,525.31	47,801.58	39,326.47	- 47,801.58
M5	40,506.25	42,531.56	44,658.15	46,891.06	49,235.62	40,506.25	- 49,235.62
M6	41,721.45	43,807.52	45,997.89	48,297.79	50,712.69	41,721.45	- 50,712.69
M7	42,973.09	45,121.76	47,377.83	49,746.72	52,234.06	42,973.09	- 52,234.06
M8	44,262.28	46,475.40	48,799.16	51,239.12	53,801.08	44,262.28	- 53,801.08
M9	45,590.15	47,869.65	50,263.16	52,776.29	55,415.11	45,590.15	- 55,415.11
M10	46,957.85	49,305.75	51,771.04	54,359.59	57,077.56	46,957.85	- 57,077.56
M11	48,366.60	50,784.92	53,324.17	55,990.39	58,789.89	48,366.60	- 58,789.89
M12	49,817.60	52,308.47	54,923.90	57,670.09	60,553.60	49,817.60	- 60,553.60
M13	51,312.13	53,877.73	56,571.62	59,400.18	62,370.21	51,312.13	- 62,370.21
M14	52,851.48	55,494.05	58,268.76	61,182.20	64,241.31	52,851.48	- 64,241.31
M15	54,437.02	57,158.87	60,016.82	63,017.68	66,168.55	54,437.02	- 66,168.55
M16	56,070.14	58,873.65	61,817.31	64,908.20	68,153.61	56,070.14	- 68,153.61
M17	57,752.24	60,639.86	63,671.84	66,855.45	70,198.22	57,752.24	- 70,198.22
M18	59,484.80	62,459.05	65,582.01	68,861.10	72,304.17	59,484.80	- 72,304.17
M19	61,269.35	64,332.83	67,549.46	70,926.93	74,473.28	61,269.35	- 74,473.28
M20	63,107.43	66,262.80	69,575.94	73,054.74	76,707.47	63,107.43	- 76,707.47
M21	65,000.65	68,250.68	71,663.22	75,246.38	79,008.70	65,000.65	- 79,008.70
M22	66,950.67	70,298.20	73,813.13	77,503.78	81,378.96	66,950.67	- 81,378.96
M23	68,959.20	72,407.16	76,027.51	79,828.89	83,820.34	68,959.20	- 83,820.34
M24	71,027.98	74,579.37	78,308.34	82,223.76	86,334.94	71,027.98	- 86,334.94
M25	73,158.82	76,816.75	80,657.60	84,690.47	88,924.99	73,158.82	- 88,924.99
M26	75,353.57	79,121.25	83,077.32	87,231.18	91,592.75	75,353.57	- 91,592.75
M27	77,614.18	81,494.89	85,569.64	89,848.12	94,340.52	77,614.18	- 94,340.52
M28	79,942.62	83,939.75	88,136.72	92,543.56	97,170.75	79,942.62	- 97,170.75
M29	82,340.90	86,457.93	90,780.83	95,319.86	100,085.86	82,340.90	- 100,085.86
M30	84,811.12	89,051.67	93,504.24	98,179.47	103,088.44	84,811.12	- 103,088.44
M31	87,355.45	91,723.22	96,309.38	101,124.85	106,181.09	87,355.45	- 106,181.09
M32	89,976.11	94,474.92	99,198.67	104,158.60	109,366.51	89,976.11	- 109,366.51
M33	92,675.39	97,309.17	102,174.62	107,283.36	112,647.52	92,675.39	- 112,647.52
M34	95,455.65	100,228.45	105,239.62	110,501.86	116,026.95	95,455.65	- 116,026.95
M35	98,319.33	103,235.30	108,397.06	113,816.91	119,507.76	98,319.33	- 119,507.76
M36	101,268.90	106,332.35	111,648.97	117,231.42	123,092.98	101,268.90	- 123,092.98
M37	104,306.97	109,522.32	114,998.44	120,748.36	126,785.77	104,306.97	- 126,785.77
M38	107,436.18	112,807.99	118,448.38	124,370.80	130,589.35	107,436.18	- 130,589.35
M39	110,659.27	116,192.23	122,001.83	128,101.93	134,507.03	110,659.27	- 134,507.03
M40	113,979.05	119,678.00	125,661.90	131,944.99	138,542.24	113,979.05	- 138,542.24
M41	117,398.42	123,268.34	129,431.76	135,903.34	142,698.51	117,398.42	- 142,698.51

ANDREW K. MOFFIT
Chairman

JOSEPH D. CATALDI
Vice Chairman

BRUCE T. MILLER
Ex-Officio

CARISSA R. RICHARD
Secretary

FERNANDO S. CUNHA, ESQ.
Legal Advisor



DAVID N. CICILLINE
Mayor

PAMELA M. MARCHAND, P.E.
Chief Engineer & General Manager

JOSEPH DE LUCA
City Councilman

MICHAEL A. SOLOMON
City Councilman

JOHN A. FARGNOLI
Member

EVERETT BIANCO
Member

April 1, 2008

Anna Stetson, City Clerk
City Hall
Providence, RI 02903

RE: Providence Water's amended Compensation and Classification Ordinances
for Fiscal Year 2007-2008

Dear Ms. Stetson:

Pursuant to your request, and the vote of the Finance Committee on March 27, 2008, enclosed are original, amended Compensation and Classification Ordinances for Fiscal Year 2007-2008. Providence Water has removed all of the changes made to the Ordinances approved on January 28, 2008.

If you have any questions, please contact me at extension 7256.

Respectfully,

Providence Water Supply Board

A handwritten signature in cursive script that reads "Jeanne Bondarevskis".

Jeanne Bondarevskis
Director of Finance

Enclosures

cc: P. Marchand
B. Spinelli
J. DeLuca
M. Solomon
B. Miller
M. Deignan-White
file

N:\HOME\MARYDW\QPW\Budget2008\letterto Anna Apr 1 2008 amended Ord's.wpd

WWW.PROVWATER.COM