

SERIAL BONDS

Serial Bonds Issued for	Due	Rate	Debt Sept. 30, 1954	Payments Due in 1954
Emergency Housing—Series I.....	June 1, 1974	2.40	1,500,000.	(e) 59,000.
Emergency Housing—Series II.....	July 1, 1980	2	1,170,000.	45,000.
Funding.....	April 1, 1960	2	150,000.	25,000.
Funding.....	July 1, 1960	2	150,000.	25,000.
Funding.....	June 1, 1965	2	600,000.	50,000.
Funding.....	June 1, 1965	2	70,000.	70,000.
Highway.....	Feb. 1, 1957	2½	210,000.	25,000.
Highway.....	May 1, 1958	2	100,000.	10,000.
Highway.....	Jan. 1, 1974	2	250,000.	(e) 10,000.
Highway.....	July 1, 1977	2.30	600,000.	(g) 23,000.
Highway 1950-52 Construction.....	Jan. 1, 1974	2½	300,000.	(e) 15,000.
Highway—1954.....	Jan. 1, 1971	2	850,000.	50,000.
Highway Reconstruction—Series I.....	Jan. 1, 1971	2	850,000.	50,000.
Highway Reconstruction—Series II.....	Jan. 1, 1971	2	500,000.	50,000.
Highway Reconstruction—Series III.....	July 1, 1971	2	500,000.	50,000.
Highway Reconstruction—Series A.....	July 1, 1975	2	200,000.	(f) 8,000.
Highway Reconstruction—Series B.....	July 1, 1975	2	200,000.	(f) 21,000.
Highway Reconstruction—Series C.....	July 1, 1975	2	500,000.	(f) 21,000.
Highway Reconstruction—Series D.....	July 1, 1977	2.30	1,000,000.	(g) 39,000.
Highway Reconstruction—Series I.....	Jan. 1, 1971	2	830,000.	40,000.
Incinerator & Sludge Disposal—Series A.....	Jan. 1, 1971	2	650,000.	(f) 27,000.
Incinerator & Sludge Disposal—Series B.....	July 1, 1975	2	175,000.	(f) 7,000.
Incinerator & Sludge Disposal—Series C.....	July 1, 1975	2	500,000.	(e) 20,000.
Modernizing Fire Dept.—Series I.....	July 1, 1974	2	750,000.	(f) 31,000.
Modernizing Fire Dept.—Series II.....	July 1, 1975	2	250,000.	(f) 10,000.
Modernizing Fire Dept.—Series A.....	July 1, 1975	2	250,000.	(g) 10,000.
Modernizing Fire Dept.—Series B.....	July 1, 1977	2.30	200,000.	40,000.
Modernizing Fire Dept.—Series C.....	Feb. 1, 1959	2	220,000.	40,000.
Mun. Bldg., P.W.A. Docket 1150 F.....	Sept. 1, 1958	1½	220,000.	45,000.
Mun. Dock, P.W.A. Docket 1132 F.....	July 1, 1977	2.30	1,250,000.	(g) 49,000.
Municipal Wharf Shed.....	July 1, 1957	4	48,000.	16,000.
Park and Playground.....	Jan. 1, 1978	2½	1,950,000.	(a) 97,000.
Providence Public Library.....	June 1, 1965	2	2,100,000.	175,000.
Public Improvements.....	June 1, 1974	2.40	864,000.	35,000.
Recreational Facilities.....	June 1, 1964	2	700,000.	70,000.
Rehabilitation for Hurricane Damage.....	Aug. 1, 1965	2	2,100,000.	175,000.
Refunding (Issue 1941).....	June 1, 1965	2	204,500.	15,000.
Refunding (Issue 1942).....	June 1, 1965	2	220,000.	20,000.
Refunding (Issue 1943).....	June 1, 1965	2	220,000.	20,000.
Refunding (Issue 1944).....	June 1, 1965	2	285,000.	25,000.
Refunding (Issue 1945).....	June 1, 1965	2	2,044,000.	107,000.
Refunding—Series II.....	June 1, 1971	1½	509,000.	25,000.
Refunding—Series II-B.....	June 1, 1972	1.8	592,000.	27,000.
Refunding—Series II-C.....	June 1, 1972	2.20	729,000.	36,000.
Refunding—Series II-D.....	June 1, 1972	2.40	300,000.	30,000.
School.....	Dec. 1, 1959	4½	300,000.	50,000.
School.....	July 1, 1961	4	350,000.	50,000.
School.....	July 1, 1961	4½	400,000.	50,000.
School.....	April 1, 1962	4½	128,000.	16,000.
School.....	July 1, 1962	4	150,000.	15,000.
School.....	Mar. 1, 1964	3½	1,430,000.	130,000.
School, P.W.A. Docket 6579.....	Jan. 1, 1965	3	380,000.	20,000.
School.....	April 1, 1973	3½	1,600,000.	80,000.
School—1954.....	Jan. 1, 1978	2½	480,000.	20,000.
School Athletic Fields—Series I.....	Jan. 1, 1973	2	500,000.	20,000.
School Athletic Fields—Series II.....	Jan. 1, 1974	2	80,000.	20,000.
Sewer.....	April 1, 1958	3½	250,000.	10,000.
Sewer.....	Jan. 1, 1974	2	400,000.	16,000.
Sewer 1950-52 Construction.....	July 1, 1977	2.30	200,000.	(e) 10,000.
Sewer 1954 Construction.....	Jan. 1, 1974	2½		
Total carried forward.....			\$34,068,500.	

SERIAL BONDS—(Continued)

Serial Bonds Issued for	Due	Rate	Debt Sept. 30, 1954	Payments Due in 1954
Total brought forward.....			\$34,068,500.	
Unemployment Relief.....	Feb. 1, 1957	2½	240,000.	80,000.
Unemployment Relief.....	May 1, 1958	2	200,000.	50,000.
Unemployment Relief.....	Feb. 1, 1959	2	500,000.	100,000.
Unemployment Relief.....	Aug. 1, 1959	2½	575,000.	115,000.
Unemployment Relief.....	Sept. 1, 1960	2	120,000.	20,000.
Unemployment Relief.....	April 1, 1961	2	1,050,000.	150,000.
Unemployment Relief.....	April 1, 1963	1½	900,000.	100,000.
World War Memorial.....	July 1, 1962	4	72,000.	9,000.
Total.....			\$37,725,500.	

Payments begin in: (1955—e); (1956—f); (1958—g); (1959—a).

SINKING FUND BONDS

Bonds Issued for	Due	Rate	Debt Sept. 30, 1954	Sinking Fund	Increase or Decrease
Schools.....	Oct. 1, 1954	4	\$ 500,000.	\$ 468,451.32	\$ 2,870.00
Schools.....	May 2, 1957	4	1,000,000.	870,608.78	3,580.00
Schools.....	Jan. 3, 1958	4	600,000.	446,409.85	3,050.00
Schools.....	Mar. 1, 1959	4½	1,000,000.	872,714.53	4,790.00
Sewers.....	Jan. 2, 1956	4	700,000.	602,310.13	5,035.00
Sewers.....	May 2, 1957	4	1,000,000.	854,769.79	4,262.50
Water Supply.....	July 1, 1956	4	1,000,000.	978,511.36	1,625.00
Water Supply.....	Feb. 1, 1962	4½	1,000,000.	905,080.39	1,850.00
Water Supply.....	May 1, 1962	4	2,000,000.	1,781,831.27	2,790.00
Water Supply.....	July 1, 1962	4	1,000,000.	946,619.02	3,607.50
Water Supply.....	Dec. 1, 1962	4	2,500,000.	1,969,835.05	1,035.00
Water Supply.....	Feb. 1, 1964	4½	2,000,000.	1,127,461.09	400.00
Water Supply.....	Oct. 1, 1964	4	1,500,000.	679,018.29	805.00
Water Supply.....	July 1, 1965	4	2,500,000.	609,464.52	1,440.00
Water Supply.....	Jan. 3, 1968	4	1,500,000.	686,345.21	995.00
Redemp. City Debt.....				508,640.77	75,835.00
Total.....			\$19,800,000.	\$14,308,071.37	\$113,970.00

BONDED INDEBTEDNESS, SEPTEMBER 30, 1954	
Serial Bonds.....	\$37,725,500.00
Sinking Fund Bonds.....	19,800,000.00
Total Bonded Debt.....	\$57,525,500.00
Premium on Serial Bonds Sold.....	\$14,472,041.37
Valley View Housing Reserve.....	38,450.00
Net Bonded Debt.....	\$43,009,228.04
Less Net Water Bonded Debt.....	5,301,286.30
Net Bonded Debt Exclusive of Water Debt.....	\$37,707,991.74

WATER SUPPLY BONDED INDEBTEDNESS INCLUDED IN THE FOREGOING	
Sinking Fund Bonds.....	\$15,000,000.00
Sinking Funds.....	9,698,713.70
Net Water Bonded Debt.....	\$ 5,301,286.30

FUNDS HELD IN TRUST BY THE COMMISSIONERS
OF SINKING FUNDS

NAME OF FUND	June 30, 1954	Sept. 30, 1954	Increase or Decrease
Premium on Serial Bonds Sold.....	\$ 55,730.59	\$ 55,730.59
Valley View Housing Reserve.....	32,333.00	38,430.00	\$1,097.00
North Rural Ground Perpetual Care Fund	583,842.34	587,170.04	1,327.30
North Rural Cfd. Per. Care Fd.—Income	2,885.47	1,109.82	1,772.65
Fire Insurance Fund.....	53,387.68	53,462.68	75.00
Water Works Depreciation and Extension	793,781.15	795,031.15	1,250.00
Fund.....	\$1,528,987.43	\$1,532,954.28	\$3,966.85

Respectfully submitted by request of the Board of Commis-
sioners.

Walter H. Reynolds
WALTER H. REYNOLDS,
Mayor and Chairman

IN CITY COUNCIL
DEC 16 1954

READ:
WHEREUPON IT IS ORDERED THAT
THE SAME BE RECEIVED.
Deverett Wheeler
CLERK

CITY OF PROVIDENCE

Three Hundred and Second Quarterly Report of
the Board of Commissioners of Sinking Funds.

TO THE HONORABLE THE CITY COUNCIL OF THE CITY OF
PROVIDENCE:

The Board of Commissioners of Sinking Funds make this
their Three Hundred and Second Quarterly Report for the
quarter ending September 30, 1954.

The bonds comprising the funded debt, (including Serial
Bonds) the purposes for which they were issued, the amounts
of the sinking funds, and the increase in same are shown by
the following table:

September 30, 1954.

CITY OF PROVIDENCE MILK DEPARTMENT

JOSEPH SMITH, M. D.
Superintendent of Health
Inspector of Milk, ex-officio
Health Dept., City Hall

EDWIN M. KNIGHTS, PH. D.
Deputy Inspector of Milk
Laboratory and Office at
Charles V. Chapin Hospital

QUARTERLY REPORT OF THE QUALITY OF MILK SOLD IN PROVIDENCE BY RETAIL DISTRIBUTORS

The following table gives the results of the average of analyses made by this department during the fourth quarter of the year 1953:

No distributor's name is listed under a particular grade of milk unless at least four samples of that grade were analyzed during the quarter. The standard plate count of colonies of bacteria is obtained by using the logarithmic average set forth in the United States Public Health Service Milk Code. While the butterfat standard varies for the different grades of milk the total solids standard of 12 per cent is the same for all grades.

CERTIFIED MILK

The legal standards for Certified Milk are those adopted by the American Association of Medical Milk Commissions, Inc. and in effect at the time of production.

Unless otherwise indicated on the label it shall contain an average of 4.0% of butter fat with a minimum of 3.5% for individual samples.

The average bacterial count of Pasteurized Certified Milk shall not exceed 500 colonies of bacteria per cubic centimeter.

NAME OF DEALER	BUTTER FAT	TOTAL SOLIDS	Standard Plate Count. Colonies of Bacteria in One Cubic Centimeter
	Per Cent	Per Cent	
Hillside Farm	3.97	12.88	20
Hood, H. P. & Sons	4.06	12.95	3
Whiting Milk Co.	4.78	14.08	25

GRADE A MILK—PASTEURIZED

Grade A Pasteurized milk is produced on farms scoring not less than 85% using the dairy score card of the U. S. Department of Agriculture. It shall have been pasteurized within 24 hours of the time of milking and delivered to the consumer within 30 hours after pasteurization. The butter fat shall average not less than 3.50% for any four samples taken in a period of not less than 30 days or more than 90 days. The bacteria count shall have a logarithmic average of not greater than 10,000 for any 4 consecutive samples.

Anderson, F. O.	3.86	12.55	75
Arrow Lakes Dairy	4.10	13.06	500
Barber, H. C.	3.96	12.88	3,500
Barber, Norman	4.05	12.95	75
Borders, Richard	3.75	12.37	200
Brightridge Dairy	3.85	12.74	200
Brown, J. O.	3.98	12.79	150
Brown, W. B. & Sons	4.11	13.04	1,000
Child's Dairy	4.05	13.06	10
Christiansen's Dairy	3.95	12.59	1,000
Cloverly Farm	4.17	13.01	1,500
Colvin, E. E.	3.71	12.33	3,000
Cornell's Dairy	3.90	12.58	250
Crandall, E. S. Dairy Co.	4.44	13.59	500
Cranston Farm, Inc.	3.96	12.81	250
Day, Edward J.	4.58	13.48	1,500
De Ciantis Bros. Dairy	4.29	13.22	50
East Greenwich Dairy Co.	4.25	13.15	250
Fairoaks Farm	4.18	12.92	100
Farmers' Dairy, Inc.	4.00	12.81	500
Federal Dairy Co., Inc.	4.28	13.30	200
Fiske, E. A.	4.09	13.04	1,000
Harwood Dairy	3.90	12.57	250
Haywood Dairy	4.17	13.08	750

AVERAGE QUALITY OF PROVIDENCE MILK

For the last four years
GRADE A PASTEURIZED

Year	Average Per Cent Butter Fat	Average Per Cent Total Solids	Per Cent Below Chemical Standard	Average Thousands of Bacteria	Per Cent Above Bacterial Standard
1950	4.01	12.72	2.4	0.75	4.8
1951	4.03	12.82	2.2	1.0	6.2
1952	4.03	12.84	1.8	1.0	7.6
1953	4.11	13.04	1.7	0.5	7.5

PASTEURIZED

1950	3.75	12.36	7.9	2.5	3.2
1951	3.80	12.53	2.5	2.0	3.9
1952	3.82	12.53	2.6	2.0	3.6
1953	3.81	12.54	3.7	1.0	4.5

CERTIFIED

1950	4.17	12.94	0.0	0.1	5.5
1951	4.24	13.07	2.6	0.5	6.6
1952	4.16	13.02	0.0	0.075	4.9
1953	4.28	13.32	0.0	—	0.0

SCHOOLS, STORES, FOUNTAINS

Year	Average Per Cent Butter Fat	Average Per Cent Total Solids	Per Cent Below Chemical Standard	Average Thousands of Bacteria	Per Cent Above Bacterial Standard
1950	3.73	12.46	0.0	3.5	2.0
1951	3.80	12.39	2.9	2.5	1.5
1952	3.82	12.30	8.1	3.0	4.7
1953	3.76	12.26	14.2	2.0	1.4

CREAM

	Average Per Centum of Butter Fat			Other Grades	Per Cent Below Chemical Standard	Bacteria Average Number of Colonies per c. c. in Thousands	Per Cent Above Bacterial Standard
	Light	Medium	Heavy				
1950	20.06	—	39.6	32.9	8.2	2.5	6.9
1951	19.29	—	40.0	28.66	8.1	2.0	6.7
1952	20.5	—	40.6	—	2.7	1.0	3.0
1953	20.6	—	41.2	—	2.3	750	5.8

TOTAL NUMBER OF SAMPLES ANALYZED

	Chemical	Bacteriological
1950	10,237	5,559
1951	11,536	9,701
1952	14,747	12,026
1953	13,682	9,935

Respectfully submitted,

JOSEPH SMITH, M.D.,

Inspector of Milk

IN CITY COUNCIL
DEC 16 1954

READ:

WHEREUPON IT IS ORDERED THAT
THE SAME BE RECEIVED.

CLERK

Weekly Report of the Superintendent of the Dexter Asylum.

To the Honorable Mayor and the Honorable the City Council of the City of Providence

The Superintendent of the Dexter Asylum herewith reports on admissions and discharges for the week ending December 5,.....1954.....

Admitted, 0 Discharged, 0 Remaining, 33

ADMISSIONS				
DATE	NAME	AGE	BIRTHPLACE	ADMITTED BY DIRECTOR OF PUBLIC WELFARE
DISCHARGES				
NAME	DISCHARGED BY		NO.	

Respectfully submitted,

James T. McGowan Superintendent
Director of Public Welfare

In City Council, **DEC 16 1954**

Read, whereupon it is ordered that the same be received.

Everett Whelan Clerk.

WEEKLY REPORT

OF THE

DEXTER ASYLUM

WEEK ENDING

December 5, 1954

Weekly Report of the Superintendent of the Dexter Asylum.

To the Honorable Mayor and the Honorable the City Council of the City of Providence

The Superintendent of the Dexter Asylum herewith reports on admissions and discharges for the week ending December 12, 1954

Admitted, 0 Discharged, 1 Remaining, 32

ADMISSIONS				
DATE	NAME	AGE	BIRTHPLACE	ADMITTED BY DIRECTOR OF PUBLIC WELFARE
DISCHARGES				
NAME		DISCHARGED BY	NO.	
Sadie Lusignan		Died December 7, 1954	#4602	

Respectfully submitted,

James T. McGraw Superintendent
Director of Public Welfare

In City Council, DEC 16 1954

Read, whereupon it is ordered that the same be received.

W. Everett Whelan Clerk.

WEEKLY REPORT

OF THE

DEXTER ASYLUM

WEEK ENDING

December 12, 1954

669



Peter J. Hicks, Jr.
Public Service Engineer

CITY OF PROVIDENCE • RHODE ISLAND • Walter H. Reynolds • Mayor

Office of the Public Service Engineer

City Hall, Providence 3, R. I.

December 1, 1954

Mr. D. Everett Whelan
City Clerk
City Hall
Providence, Rhode Island


Dear Mr. Whelan:

I enclose herewith, the bill of the Narragansett
Electric Company for the Street Lighting of the City of
Providence, for the month of October, 1954.

The total net amount of the bill is \$38,070.58.

Very truly yours,

PJH, JR:tm
Enclosure:


PETER J. HICKS, JR.
PUBLIC SERVICE ENGINEER

IN CITY COUNCIL
DEC 16 1954

APPROVED:


CLERK

Sent to Controller
12/21/54



Peter J. Hicks, Jr.
Public Service Engineer

670

CITY OF PROVIDENCE • RHODE ISLAND • Walter H. Reynolds • Mayor

Office of the Public Service Engineer

City Hall, Providence 3, R. I.

December 13, 1954

Mr. D. Everett Whelan
City Clerk
City Hall
Providence, Rhode Island

Dear Mr. Whelan:

I enclose herewith, the bill of the Narragansett
Electric Company for the Street Lighting of the City of
Providence, for the month of November, 1954.

The total net amount of the bill is \$37,274.70.

Very truly yours,

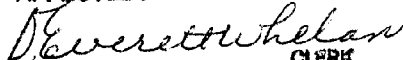
PJH, JR:tm
Enclosure:


PETER J. HICKS, JR.
PUBLIC SERVICE ENGINEER

IN CITY COUNCIL

DEC 16 1954

APPROVED:


CLERK

*Sent to Controller
12/21/54*

REPORT OF THE CITY MESSENGER

For the month of S E P T E M B E R

195-~~3~~422.

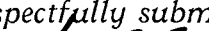
TO THE HONORABLE THE CITY COUNCIL OF THE CITY OF PROVIDENCE:

Complying with the provisions of the City Ordinances the undersigned reports to your honorable body the following statement of "the expenditures and liabilities incurred in the care and superintendence of the City Hall and adjacent sidewalks," for the months of

For lighting City Hall,.....	\$	479.82
“ power,		163.50
“ fuel,		
“ pay-roll of clerks, engineer, fireman, janitors, elevator men, watchman, etc.,	4	997.30
“ supplies,	2	978.49
“ salary of City Sergeant and Deputy,		934.00
“ new furniture,		
“ furnishings and repairs,.....		
“ telephone service, excess calls.....	1	857.46
Rent		300.00
Rental of Equipment		2 125 00
Water Meters		324 00
		<hr/>
	\$14	159 57

The above report includes Hurricane Expenses.

Respectfully submitted,

Respectfully submitted,

 City Sergeant
 Acting as City Messenger

IN CITY COUNCIL

DEC 16 1954

READ:

WHEREUPON IT IS ORDERED THAT
THE SAME BE RECEIVED.

Verrett Wheeler
CLERK

REPORT
OF THE
CITY MESSENGER
FOR THE
Month of