

CHAPTER 2018-43

No. 429 AN ORDINANCE AMENDING A COMPENSATION PLAN FOR THE PROVIDENCE SCHOOL DEPARTMENT AND AMENDING ORDINANCE CHAPTER 2018-35, NO. 376, APPROVED JULY 2, 2018

Approved August 2, 2018

Be it ordained by the City of Providence:

2018-2019 ANNUAL SALARY RANGE

ASSISTANTS<sup>1</sup>

Group I	General Assistant	15.04hr	
	30 hours per week		\$18,951
	35 hours per week		22,107
	40 hours per week		25,267
Group II	Teacher, Clerical or Security Assistant		
	15.04 1st Step		18,951 - 25,267
	15.62 2nd Step		19,693 - 26,258
	15.91 3rd Step		20,050 - 26,712
Group III	Teacher Assistant I, Clerical or Security Assistant		
	16.21 1st Step		20,421 - 27,229
	16.44 2nd Step		20,729 - 27,657
	16.77 3rd Step		21,131 - 28,178
Group IV	Teacher Assistant II, Clerical or Security Assistant		
	17.06 1st Step		21,488 - 28,651
	17.33 2nd Step		21,858 - 29,146
	17.60 3rd Step		22,184 - 29,560
Group V	Assistant Liaison		
	19.37 1st Step		24,415 - 32,553
	19.80 2nd Step		24,964 - 33,281
	20.26 3rd Step		25,531 - 34,041

CLERKS<sup>1</sup>

10 Month Group I	22,890 - 29,502
12 Month Group I	29,840 - 36,451
12 Month Group II	30,315 - 36,796
10 Month Group III	24,180 - 30,666
12 Month Group III	31,868 - 38,355
12 Month Group IV	33,425 - 39,912
12 Month Group V	34,993 - 41,464
12 Month Group VI	44,765 - 52,367

## TEACHERS<sup>1</sup>

Step 1	40,547
Step 2	42,539
Step 3	44,818
Step 4	47,751
Step 5	51,624
Step 6	55,552
Step 7	59,204
Step 8	63,077
Step 9	66,507
Step 10	69,717
Step 11	72,483
Step 12	76,427
BA + 30	2,705
MA	3,105
MA + 30	3,507
Doctorate	3,907
National Board Certification	5,500

## PRINCIPALS<sup>1</sup>

Principals	108,997 - 122,657
Principal Coach Stipend	5,000
Potential Performance Award	3,000

## ASSISTANT PRINCIPALS<sup>1</sup>

Assistant Principals	98,433 - 103,513
----------------------	------------------

## CERTIFIED ADMINISTRATORS<sup>1</sup>

Superintendent	191,283 - 207,679
Chief Academic Officer	133,686 - 151,917
<i>Executive Director of Teaching &amp; Learning</i>	<i>124,530 - 133,686</i>
<i>Executive Director of Specialized Instruction &amp; Services</i>	<i>124,530 - 133,686</i>
<i>Zone Executive Director (Elementary Zone 1)</i>	<i>124,530 - 133,686</i>
<i>Zone Executive Director (Elementary Zone 2)</i>	<i>124,530 - 133,686</i>
<i>Zone Executive Director of Middle Schools</i>	<i>124,530 - 133,686</i>
<i>Zone Executive Director (Secondary Zone)</i>	<i>124,530 - 133,686</i>
Zone Executive Director of New School Design	124,530 - 133,686
<i>Zone Executive Director Lead Stipend</i>	<i>5,000</i>
Director of CTE @ PCTA	108,964 - 116,337
Director of ELL	108,964 - 116,337
<i>Director of Multiple Pathways for Students</i>	<i>108,964 - 116,337</i>
Director of Student Affairs	108,964 - 116,337
Director of Newcomer Program	108,964 - 116,337
Director of Nursing, Health & PE	106,739 - 114,111
Coordinator of Student Services Mount Pleasant	101,593 - 108,964
<i>Special Education Manager</i>	<i>101,593 - 108,964</i>
Supervisor of A-Venture Program	101,593 - 108,964
Supervisor of Community Transition Services	101,593 - 108,964
<i>Supervisor of Fine Arts, World Language &amp; Advanced Academics</i>	<i>101,593 - 108,964</i>
<i>Supervisor of K-12 Literacy</i>	<i>101,593 - 108,964</i>
<i>Supervisor of Math Initiatives</i>	<i>101,593 - 108,964</i>
<i>Supervisor of Personalized Learning</i>	<i>101,593 - 108,964</i>
Supervisor of Scheduling, Guidance, College/ Career Readiness & Student Supports	101,593 - 108,964
<i>Supervisor of Science Initiatives</i>	<i>101,593 - 108,964</i>
Supervisor of Special Education	101,593 - 108,964
<i>Director of PTECH</i>	<i>98,433 - 103,513</i>



## NON-CERTIFIED ADMINISTRATORS<sup>1</sup>

Chief of Administration	133,686	-	161,924
Chief of Staff	133,686	-	151,917
Business Manager	133,686	-	151,917
Chief of Human Capital	133,686	-	151,917
<i>Executive Director of System Wide Performance</i>	<i>119,103</i>	-	<i>133,686</i>
<del>Executive Director of Engagement</del>	<del>119,103</del>	-	<del>133,686</del>
Legal Counsel	119,103	-	133,686
Director of School Operations and Student Support	108,964	-	116,337
Senior Information Officer	103,100	-	116,848
Budget Director	90,785	-	103,394
Director of Communications	90,785	-	103,394
<i>Director of Family and Community Engagement</i>	<i>90,785</i>	-	<i>103,394</i>
<i>Director of Strategic Partnerships</i>	<i>90,785</i>	-	<i>103,394</i>
Director of Student Placement	90,785	-	103,394
Director of Student Support	90,785	-	103,394
<i>Director of Grant Funding</i>	<i>85,919</i>	-	<i>108,964</i>
Human Resource Manager Employee Relations	86,885	-	103,000
Human Resource Manager Talent Management	86,885	-	103,000
<i>Human Resource Manager Evaluations</i>	<i>86,885</i>	-	<i>103,000</i>
<i>Human Resource Manager Professional Development</i>	<i>86,885</i>	-	<i>103,000</i>
Senior Budget Officer	83,278	-	97,158
Data Manager	78,680	-	91,795
Facilities Manager	78,680	-	91,795
Out of School Time Coordinator	76,301	-	78,399
Expediter of Purchasing and Supplies	72,156	-	82,398
<i>Development Manager</i>	<i>63,044</i>	-	<i>75,656</i>
Administrator of HRIS/Records	68,735	-	80,190
Plant Operations Coordinator	68,347	-	78,399
Plant Maintenance Coordinator	68,347	-	78,399
Routing and Transportation Coordinator	68,347	-	78,399
Supervisor of Payroll and Personnel Related Records	60,717	-	75,818
Supervisor of Transportation	61,320	-	73,881
Budget Coordinator	57,402	-	69,492
Budget Officer	57,402	-	69,492
<i>Supervisor of Food Services</i>	<i>60,718</i>	-	<i>73,844</i>
Support Services Administrator	45,995	-	57,604
Timekeeper Administrator	45,000	-	55,000
<i>Career and Technical Education Program Coordinator</i>	<i>44,475</i>	-	<i>52,895</i>
<i>Pathways Coordinator – School Based</i>	<i>44,475</i>	-	<i>52,895</i>

## OTHER POSITIONS<sup>1</sup>

<i>Accountability Analyst</i>	<i>30,000</i>	-	<i>35,000</i>
Administrative Assistant	37,463	-	44,637
<del>Assessment Coordinator for College &amp; Career Readiness</del>	<del>57,817</del>	-	<del>72,272</del>
<del>Assessment Coordinator for Literacy &amp; Language</del>	<del>57,817</del>	-	<del>72,272</del>
<i>Assessment Specialist for Adequate Yearly Progress</i>			<i>63,658</i>
Assistant Human Resource Generalist	41,569	-	44,762
<i>Assistant to the Director of Grant Funding</i>	<i>57,817</i>	-	<i>68,937</i>
<i>Assistant to the Professional Learning Manager</i>	<i>43,531</i>	-	<i>54,987</i>
Associate Counsel	62,852	-	72,200
Bus Monitor			21,787
Certified Occupational Therapy Assistant	26,026	-	43,641
Child Care Worker (School Year)	21.24/hr	-	24.30/hr
<i>Communication Associate</i>	<i>32,000</i>	-	<i>36,000</i>
<i>Communication Specialist</i>	<i>45,069</i>	-	<i>58,303</i>
Translator - Communication Specialist	45,069	-	58,303
Community Transition Liaison	39,375	-	45,256
Computer Management Specialist	60,481	-	69,988
Confidential Executive Assistant			52,556
<i>Creative Technology Specialist</i>	<i>49,977</i>	-	<i>57,242</i>
Crossing Guard			10,895
Customer Service Specialist	25,450	-	37,768

Customer Service Supervisor	45,995 -	57,604
<b>Data Specialist</b>	<b>63,376 -</b>	<b>77,831</b>
Data Support Technician	63,376 -	77,831
Data & Testing Coordinator	22,143 -	29,365
Deputy Controller	72,272 -	83,391
<b>EEO &amp; Recruitment Officer</b>	<b>78,604 -</b>	<b>89,084</b>
Educational Technology Specialist	55,594 -	66,712
Executive Assistant to the Superintendent	43,531 -	52,958
<b>Federal Programs Coordinator</b>	<b>76,040 -</b>	<b>87,830</b>
Fiscal Officer	44,914 -	57,747
Fiscal Officer Fixed Asset Management	44,914 -	57,747
Foreman		57,463
Grant Writer	63,044 -	75,656
Help Desk Analyst	30,998 -	43,395
Human Resource Generalist	50,829 -	58,219
Human Resource Officer	57,643 -	68,123
Human Relations Specialist I	22,143 -	29,365
Human Relations Specialist II	23,617 -	32,503
Human Relations Specialist III	25,450 -	35,672
Human Relations Specialist IV	34,957 -	39,715
Human Resource Specialist	59,142 -	68,459
Innovation Specialist	63,044 -	75,656
Job Developer	23,593 -	28,992
Lab Technician	19,554 -	23,829
<b>Manager of Partnerships</b>	<b>63,044 -</b>	<b>75,656</b>
Medicaid Specialist	52,049 -	58,294
Network Operations Facilitator	78,680 -	91,795
Non Certified Nurses		54,131
Occupational Therapist	44,226 -	74,161
<b>Parent Coordinator</b>		<b>36,682</b>
<b>Parent Engagement Specialist</b>	<b>38,500 -</b>	<b>40,867</b>
<b>Parent Specialist – School Based</b>	<b>38,500 -</b>	<b>40,867</b>
<b>Performance &amp; Accountability Specialist (College &amp; Career)</b>	<b>60,471 -</b>	<b>74,263</b>
<b>Performance &amp; Accountability Specialist (Curr. &amp; Instruction)</b>	<b>60,471 -</b>	<b>74,263</b>
Physical Therapist	45,110 -	75,645
Placement Officer	41,616 -	44,762
<b>Professional Learning Manager</b>	<b>55,905 -</b>	<b>70,797</b>
<b>Project Coordinator</b>	<b>55,000 -</b>	<b>77,000</b>
Public School Safety Service Officer		10,895
<b>Research Specialist</b>	<b>68,937 -</b>	<b>83,391</b>
ROTC Officer	51,498 -	59,903
Route Foreman	37,326 -	45,589
School Board Chairperson		4,500
School Board Member		3,500
School Board Policy Advisor	78,680 -	91,795
School Culture Coordinator	55,000 -	65,000
<b>School Culture Coordinator</b>	<b>55,000 -</b>	<b>65,000</b>
School Lunch Aides		9.60/hr
Senior Placement Officer		40,889
Shower Matron	18,228 -	27,557
Social Coach	44,030 -	52,836
Student Registration and Data Specialist	52,306 -	58,741
Student Registration and Placement Analyst	48,695 -	56,285
Supervising Occupational Therapist	63,872 -	81,947
Technical Support Technician		74,056
Technology E-Mail Administrator	69,989 -	79,809
Technology Service Coordinator	54,597 -	64,847
Translator	41,696 -	56,646




**Turn-A-Round Arts Coordinator**  
Water Safety Instructor  
**Wellness Coordinator**  
Workers Compensation Attorney

40,000	-	50,000
20,137	-	25,814
54,597	-	64,847
		60,731

**Notes:** <sup>1</sup>Reflects base salary.  
***Bold italicized indicates non-local funding.***



IN CITY COUNCIL

JUL 23 2018  
FIRST READING  
READ AND PASSED


 CLERK

IN CITY  
COUNCIL  
JUL 30 2018

FINAL READING  
READ AND PASSED

 PRESIDENT  
 CLERK

I HEREBY APPROVE.

  
\_\_\_\_\_  
Mayor  
Date: 8/2/18