

City of Providence
STATE OF RHODE ISLAND AND PROVIDENCE PLANTATIONS


CHAPTER 2015-1



No. 20 AN ORDINANCE MAKING AN APPROPRIATION OF THREE HUNDRED FORTY SIX MILLION TWO HUNDRED TWENTY NINE THOUSAND AND THREE HUNDRED SEVENTY NINE DOLLARS (\$346,229,379) FOR THE SUPPORT OF THE PROVIDENCE SCHOOL DEPARTMENT FOR THE FISCAL YEAR ENDING JUNE 30, 2015, AND AMENDING ORDINANCE CHAPTER 2014-17, NO. 286, APPROVED JUNE 12, 2014

Approved January 20, 2015


Be it ordained by the City of Providence:

<u>ITEM</u>	<u>ORIGINAL</u>	<u>CHANGE</u>	<u>AMENDED</u>
SALARIES	\$178,870,290	\$418,091	\$179,288,381
SERVICES	73,236,349	439,982	73,676,331
SUPPLIES	5,285,661	(83,690)	5,201,971
BENEFITS & SPECIAL ITEMS	86,756,512	204,717	86,961,229
CAPITAL	1,040,424	61,043	1,101,467
GRAND TOTAL	<u>\$345,189,236</u>	<u>\$1,040,143</u>	<u>\$346,229,379</u>

IN CITY COUNCIL
DEC 08 2014
FIRST READING
READ AND PASSED
 CLERK
ACTING

IN CITY
COUNCIL
JAN 15 2015
FINAL READING
READ AND PASSED
 PRESIDENT
 CLERK

I HEREBY APPROVE.



Mayor
Date: 1/20/15

CODE DESCRIPTION	ORIGINAL	CHANGE	AMENDED
51110 Salaries	172,751,122	430,658	173,181,780
51115 Substitute Teachers	5,706,800	0	5,706,800
51201 Overtime	363,628	(9,000)	354,628
51308 After School	<u>48,740</u>	<u>(3,567)</u>	<u>45,173</u>
SUBTOTAL SALARIES	\$178,870,290	\$418,091	\$179,288,381
52910 Auto Allowance	54,775	0	54,775
53201 Diagnosticians	75,000	0	75,000
53202 Speech Therapists	90,000	0	90,000
53203 Occupational Therapists	80,000	0	80,000
53210 Performing Arts Service	2,000	0	2,000
53301 Consultants	55,500	25,000	80,500
53303 Workshops	10,300	0	10,300
53401 Accounting Fees	110,911	0	110,911
53402 Recovery of Attorney Fees	32,000	0	32,000
53405 Safety & Security	1,000	0	1,000
53406 Miscellaneous Services	407,156	(2,000)	405,156
53409 Negotiation/Arbitration	25,000	0	25,000
53410 Police Details	38,815	(500)	38,315
53411 Medical Fees	19,000	0	19,000
53412 Dental Fees	64,337	0	64,337
53414 Medicaid Services	196,500	0	196,500
53416 Official & Referee Fees	52,435	20,000	72,435
53501 Data Processing	702,000	0	702,000
53502 Other Technical Services	438,649	0	438,649
53705 Postage	121,539	(1,770)	119,769
53706 Catering/Food Reimbursement	17,285	856	18,141
54201 Rubbish Disposal Service	337,101	0	337,101
54202 Rental of Snow Removal	400,000	0	400,000
54203 Custodial Services	18,253,935	0	18,253,935
54205 Rodent & Pest Control	23,240	0	23,240
54206 Cleaning Service	3,000	0	3,000
54310 Non Technology Related Repairs	52,400	(2,312)	50,088
54311 Repairs	8,250	0	8,250
54312 Other Repairs	195,489	0	195,489
54313 Repairs to Autos	2,000	0	2,000
54320 Technology Repairs	557,984	4,753	562,737
54402 Water	284,700	0	284,700
54403 Telephone	420,000	0	420,000
54405 Sewer Usage Fees	542,710	0	542,710
54406 Installation of Communications	171,650	0	171,650
54407 Internet Connectivity	199,000	0	199,000
54601 Rental of Buildings	95,366	(9,779)	85,587
54602 Miscellaneous Rentals	1,000	0	1,000
54604 Graduation Rentals	37,800	0	37,800
54902 Alarm & Fire Safety Services	519,255	0	519,255
54903 Moving & Rigging	40,000	0	40,000
55111 Transportation	12,312,833	1,024,590	13,337,423
55401 Advertising	25,750	(2,000)	23,750
55501 Printing	142,913	(1,292)	141,621
55610 Tuition to other School Districts	1,969,192	(139,046)	1,830,146
55630 Tuition	16,012,856	0	16,012,856
55640 Tuition to Educational Services	475,334	13,530	488,864
55660 Tuition to Charter Schools	14,253,988	(463,222)	13,790,766
55802 Board Training	21,000	0	21,000
56215 Electricity	2,868,152	0	2,868,152
56404 Subscriptions & Periodicals	32,920	0	32,920
58101 Professional Organizational Fees	146,249	(1,826)	144,423
58102 Other Fees	<u>236,080</u>	<u>(25,000)</u>	<u>211,080</u>

SUBTOTAL SERVICES	73,236,349	439,982	73,676,331
53503 Testing Materials	27,508	0	27,508
56101 Educational Supplies	1,271,452	11,928	1,283,380
56105 Board Expenses	14,000	(6,000)	8,000
56112 Wearing Apparel	27,100	0	27,100
56113 Graduation Supplies	9,200	(1,000)	8,200
56115 Health Supplies	63,977	(7,518)	56,459
56116 Athletic Supplies	115,663	(19,000)	96,663
56201 Natural Gas	2,183,600	0	2,183,600
56202 Gasoline	73,000	0	73,000
56204 Propane	1,600	0	1,600
56209 Fuel	515,505	0	515,505
56213 Glass	35,000	0	35,000
56216 Lumber & Hardware	90,000	0	90,000
56217 Plumbing Supplies	19,000	0	19,000
56219 Housekeeping Supplies	5,000	0	5,000
56401 Textbooks	216,070	(39,205)	176,865
56402 Library Books	72,610	(1,152)	71,458
56403 Reference Books	20,366	407	20,773
56501 Computer Related Supplies	46,741	95	46,836
56406 Non-Public Textbooks	100,000	0	100,000
57311 Technology Software	<u>378,269</u>	<u>(22,245)</u>	<u>356,024</u>
SUBTOTAL SUPPLIES	5,285,661	(83,690)	5,201,971
52102 Canada Life Insurance	187,009	0	187,009
52103 Dental Insurance	3,009,232	0	3,009,232
52105 Disability Insurance	132,016	0	132,016
52108 Teacher Wellness	440,177	0	440,177
52121 Employee Medical	28,376,729	0	28,376,729
52122 Retiree Medical	6,260,249	0	6,260,249
52203 State Retirement	19,878,509	27,736	19,906,245
52208 City Retirement	7,873,815	0	7,873,815
52301 FICA	13,683,577	31,981	13,715,558
52501 Unemployment	262,500	0	262,500
52720 Workers Compensation	1,700,000	0	1,700,000
52730 Workers Compensation-Medical	425,000	0	425,000
52902 Employee Assistance Program	37,800	0	37,800
52903 Employee Tuition Reimbursement	17,500	0	17,500
52915 Union Benefits & Pension	4,040,399	0	4,040,399
55201 Liability Insurance	232,000	145,000	377,000
58206 Claims	<u>200,000</u>	<u>0</u>	<u>200,000</u>
SUBTOTAL BEN & SPEC ITEMS	86,756,512	204,717	86,961,229
57305 Educational Equipment	94,446	3,297	97,743
57306 Furniture & Fixtures	184,167	2,421	186,588
57309 Computer Hardware	<u>761,811</u>	<u>55,325</u>	<u>817,136</u>
SUBTOTAL CAPITAL	<u>1,040,424</u>	<u>61,043</u>	<u>1,101,467</u>
GRAND TOTAL	<u>\$345,189,236</u>	<u>\$1,040,143</u>	<u>346,229,379</u>

Providence School Department Local Budget 2014-2015

Approved FY15 Budget ->		\$345,189,236		Projected Revenues	\$345,189,236
Supt's Gap		0			
<u>Budget Reductions / Additions</u>		<u>Revenue Changes</u>			
UCAP Rate Change & Enrollment (1)		(221,428)	Group Home Aid	(348,093)	
Charter School Enrollment (57)		(241,794)	Funding Formula	#####	
Davies & The Met Enrollment (37)		(139,046)			
Providence Public Building Authority Insurance		145,000			
Easy IEP Software		(23,000)			
Additional Buses 15 (125 to 140)		793,287			
Rate Increase 3% (293.81 *3%) \$8.81 *140 *180 days		222,012			
Summer ESY Increases		9,250			
Other First Student Increases		44,641			
Communication's Contract		25,000			
Human Resource's OPM Overtime		(9,689)			
RIPTA Bus Passes B/C of Verification Process 80 passes		(49,600)			
CGSC to Study SAO & Registration (Brown Study FY12)		(25,000)			
Henry Barnard Tuition Increase		13,530			
Monitors 15 Salary & FICA		251,756			
3 Teachers @ Gilbert Stuart (Salary, FICA, and Retirement)		180,636			
1 Teacher RW (Salary, FICA, and Retirement)		60,212			
Breakage Adjustment		4,376			
Budget Additions		1,040,143	Revenue Increase		1,040,143

Proposed New Expenses	346,229,379	Proposed New Revenue	346,229,379
-----------------------	-------------	----------------------	-------------

Proposed Budget Gap	\$0
---------------------	-----

Compensation Ordinances Changes

- Change funding for Director of Career Technology from 80% local to 100% local (Per RIDE)
- (Delete Director of Drop-Out Prevention and Recovery and add Director of Multiple Pathways for Students)
- Move Supervisor of Community Transition Services from non certified to certified
- (Delete Executive Assistant to My Learning Plan and add Assistant to the Professional Learning Manager)
- (Delete Grant Assistant/MLP Manager and add Professional Learning Manager)
- Add Parent Coordinator 100% I3 grant funded
- Parent Engagement Specialist MOA - 2010 created a low range
- Add Perkins Program coordinator 100% Perkins Funded

Class Ordinance Changes (not mentioned above)

- Add 15 Bus Monitors
- Executive Zone Directors 60% non-local to 45% non-local (Per RIDE)
- Added one math teacher to Roger Williams
- Added three sixth grade teachers to G. Stuart
- Added .5 CTE FTE's to Mt Pleasant and Hope (Perkins Funded) and 1 CTE FTE to PCTA (Perkins funded)