

City of Providence
STATE OF RHODE ISLAND AND PROVIDENCE PLANTATIONS

CHAPTER 2011-42

No. 510

AN ORDINANCE Amending a Compensation Plan for the Providence School Department and Repealing Ordinance Chapter 2011-7, No. 111, Approved February 10, 2011

Approved November 10, 2011

Be it ordained by the City of Providence:

2011-2012 ANNUAL SALARY RANGE

ASSISTANTS¹

Group I	General Assistant	13.66 hr		
	30 hours per week		\$	17,216
	35 hours per week			20,084
	40 hours per week			22,955
Group II	Teacher, Clerical or Security Assistant			
	13.66 1st Step	17,215 -		22,955
	14.19 2nd Step	17,891 -		23,855
	14.45 3rd Step	18,214 -		24,285
Group III	Teacher Assistant I, Clerical or Security Assistant			
	14.73 1st Step	18,552 -		24,735
	14.94 2nd Step	18,831 -		25,107
	15.23 3rd Step	19,197 -		25,599
Group IV	Teacher Assistant II, Clerical or Security Assistant			
	15.49 1st Step	19,521 -		26,028
	15.75 2nd Step	19,858 -		26,479
	15.99 3rd Step	20,153 -		26,862
Group V	Assistant Liaison			
	17.60 1st Step	22,181 -		29,574
	17.99 2nd Step	22,679 -		30,240
	18.40 3rd Step	23,193 -		30,925

CLERKS¹

10 Month Group I	20,193 -	26,026
12 Month Group I	26,325 -	32,157
12 Month Group II	26,743 -	32,462
10 Month Group III	21,332 -	27,054
12 Month Group III	28,113 -	33,836
12 Month Group IV	29,487 -	35,210
12 Month Group V	30,870 -	36,579
12 Month Group VI	39,491 -	46,197

TEACHERS¹

Step 1	36,641
Step 2	39,074
Step 3	41,350
Step 4	45,617
Step 5	48,984
Step 6	52,327
Step 7	55,662
Step 8	59,065
Step 9	62,092
Step 10	69,064
BA + 30	2,455
MA	2,855
MA + 30	3,257
Doctorate	3,657
National Board Certification	5,500

PRINCIPALS¹

High School	111,952
Middle School	102,214
Elementary	95,998
Turnaround Principals	+ stipend

ASSISTANT PRINCIPALS¹

High School	93,098
Middle School	89,437
Elementary	86,744

CERTIFIED ADMINISTRATORS¹

Superintendent	180,303 -	195,757
Chief of Staff Performance & Technology Integration	120,235 -	136,631
Chief Academic Officer	120,235 -	136,631
Executive Director of District Zone 1	112,000 -	120,235
Executive Director of District Zone 2	112,000 -	120,235
Executive Director of District Zone 3	112,000 -	120,235
Executive Director of Curriculum Development & Implementation	107,118 -	122,421
Executive Director of Federal Programs & Family Engagement	107,118 -	122,421
Executive Director of Human Resources & Labor Relations	107,118 -	122,421
Executive Director of School Transformation	106,954 -	120,235
Director of Career Technology		104,631
Director of Drop-Out Prevention and Recovery		104,631
Director of Elementary Special Education		104,631
Director of ELL		104,631
Director of Professional Learning		104,631
Director of School Operations and Student Support		104,631
Director of Secondary Special Education		104,631
Director of Student Affairs		104,631
Health Service Administrator		102,629
Birch Vocational School Coordinator		98,001
Supervisor of Fine Arts, World Language & Advanced Academics		98,001
Supervisor of Math Initiatives		98,001
Supervisor of K-12 Literacy		98,001
Supervisor of Science Initiatives		98,001
Supervisor of Social Sciences		98,001
Supervisor of Special Education		98,001

NON-CERTIFIED ADMINISTRATORS¹

Chief Financial Officer	120,235 -	136,631
Chief Operating Officer	120,235 -	136,631
Deputy CFO / School Controller		120,235
Information Technology Officer	92,727 -	105,091
Administrator of Human Resources	88,080 -	98,891
Director of Communications	81,650 -	92,991
Director of Family and Community Engagement	81,650 -	92,991
Director of Research, Planning and Accountability	81,650 -	92,991
Director of Student Placement	81,650 -	92,991
Employee Relations Administrator		90,723
Senior Supervisor of Food Service & Transportation		84,871
School Transformation Coordinator	77,273 -	92,212
Director of Grant Funding	77,273 -	92,212
Program Manager - Operations		90,000
Senior Budget Officer	75,656 -	88,266

Facilitator of Family and Community Engagement	70,763	82,558
Employee Service Administrator	61,818	72,121
Expediter of Purchasing and Supplies	65,552	74,857
Plant Operations Coordinator	62,091	71,223
Plant Maintenance Coordinator	62,091	71,223
Supervisor of Payroll and Personnel Related Records	55,160	68,878
Supervisor of Transportation	55,707	67,119
Budget Officer	52,148	63,131
Supervisor of Food Services	55,161	67,086
Support Services Administrator	41,785	52,331
Affirmative Action/EEO Administrator		46,299
Career and Technical Education Program Coordinator	40,000	45,000

OTHER POSITIONS¹

Administrative Assistant	34,033	37,750
Assistant Director of Grant Funding	52,000	62,000
Assessment Coordinator for College & Career Readiness	52,000	65,000
Assessment Specialist for Adequate Yearly Progress		56,702
Assistant Human Resource Generalist	37,764	40,665
Budget Analyst I	40,349	46,024
Bus Monitor		19,595
Certified Occupational Therapy Assistant	23,643	39,646
Child Care Worker (School Year)	25,433	28,984
Community Transition Liaison	35,771	41,113
Computer Management Specialist	54,944	63,582
Computer Service Specialist	44,948	51,483
Confidential Executive Assistant		46,364
Data Analyst / Statistician	61,818	72,121
Deputy Controller	60,000	70,000
Director of Partnership & Development	81,650	92,991
Educational Technology Specialist	50,000	60,000
Executive Assistant for My Learning Plan	39,151	49,454
Executive Assistant to the Superintendent	39,151	47,629
Fiscal Officer	40,803	52,461
Foreman		52,203
Grant Writer	56,701	68,043
Grant Assistant / MLP Manager	50,280	63,673
Help Desk Analyst	27,878	39,029
Human Resource Generalist	46,177	52,890
Human Relations Specialist I	20,115	26,678
Human Relations Specialist II	21,455	29,528
Human Relations Specialist III	23,120	32,406
Human Relations Specialist IV	31,757	36,080
Human Resource Specialist	53,728	62,193
Human Resources Attorney		50,279
Job Coach	21,434	26,338
Lab Technician	17,765	21,647
Medicaid Specialist	47,285	52,959
Network Operations Facilitator	70,763	82,558
No Child Left Behind Compliance Officer	69,080	79,790
Occupational Therapist	40,981	68,720
Parent Engagement Specialist		34,290
Physical Therapist	40,981	68,720
Placement Officer	37,807	40,665
Plato Support Technician		67,278
Public and Parent Information Specialist	40,534	52,182
ROTC Officer	46,784	54,420
Route Foreman	33,910	41,416
School Board Chairperson		4,500
School Board Member		3,500
School Lunch Aides		7.40/hr
Senior Placement Officer		37,146
Shower Matron	16,560	25,034
Social Coach	40,000	48,000
Student Registration and Placement Analyst	44,238	51,133
Translator	37,500	50,946
Technology E-Mail Administrator	63,583	72,504
Technology Service Coordinator	49,600	58,911
Water Safety Instructor	18,294	23,479

I HEREBY APPROVE.





Mayor

Date: 11/10/11

IN CITY
COUNCIL
NOV 03 2011

FINAL READING
READ AND PASSED



PRESIDENT

CLERK

¹ Reflects base salary.

Bold italicized print indicates non-local funding.

IN CITY COUNCIL
OCT 20 2011

FIRST READING
READ AND PASSED


CLERK