

Laurence K. Flynn
Executive Secretary

Mark J. Lomazzo
Commissioner

George T. Smith, Jr.
Clerk



CITY OF PROVIDENCE BOARD OF CANVASSERS

September 19, 2002

Mr. Michael Clement
City Clerk
Providence City Hall
25 Dorrance Street
Providence, RI 02903

Re: Primary Election Results


Dear Mr. Clement:

Enclosed please find the official election results from the 2002 Democratic Primary held on September 10, 2002.

For your convenience and that of the members of the City Council, they are broken down both by Ward and Ward District.

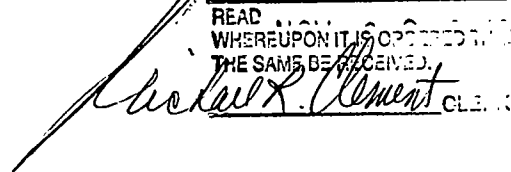
If you need any further information, please do not hesitate to contact me.


Sincerely,



Laurence K. Flynn
Executive Secretary

IN CITY COUNCIL
OCT 17 2002

READ
WHEREUPON IT IS ORDERED THAT
THE SAME BE RECEIVED

Michael R. Clement, Clerk



CITY OF PROVIDENCE
BOARD OF CANVASSERS

OFFICIAL RESULTS
PRIMARY ELECTION
TUESDAY, SEPTEMBER 10, 2002

LAURENCE K. FLYNN
EXECUTIVE SECRETARY

MARK J. LOMAZZO
COMMISSIONER

GEORGE T. SMITH JR
CLERK

[illegible]

OFFICE	CANDIDATE	TOTAL	%	1	2	3	4	5	6	7	8	9	10	11	12	13	14	15
7	Giannini	2,002	100.0%					1,278	529						190			5
8	Costantino	924	100.0%						10						80	721		113
9	Williams	850	100.0%						21	90				141		260		338
10	Slater	718	41.1%								647	42		11				18
	Diaz	354	20.2%								304	6		29				15
	Jennings	677	38.7%								611	24		25				17
11	Ogidan	655	37.3%								17	545		93				
	Tejada	1,103	62.7%								15	970		118				
12	Almeida	958	100.0%										729	229				
13	Smith	1,187	100.0%							1,049								138
SENATORIAL DISTRICT COMMITTEE																		
2	Lopes	1,214	13.3%								117	541	437	119				
	Benton	1,182	12.9%								102	500	437	143				
	Wiggins	860	9.4%								97	400	277	86				
	Cruze	1,025	11.2%								121	482	331	91				
	Capellan	1,336	14.6%								112	633	482	109				
	Cepeda	987	10.8%								104	496	306	81				
	Kolawole	384	4.2%								38	209	104	33				
	Krank	628	6.9%								66	277	223	62				
	Martinez	836	9.1%								72	412	269	83				
	Perez	709	7.7%								65	328	237	79				
	Total	9,161																
4	Hawkins	1,243	10.7%					539	452						238			14

[illegible]

[illegible]

OFFICE	CANDIDATE	TOTAL	%	1	2	3	4	5	6	7	8	9	10	11	12	13	14	15
	Rigney	767	4.7%	0	0			767										
	Solomon	1,042	6.3%	0	0			1,042										
	Batastini	982	6.0%	0	0			982										
	Brady	631	3.8%	0	0			631										
	Brown	731	4.4%	0	0			731										
	DiCarlo	550	3.3%	0	0			550										
	Greco	930	5.7%	0	0			930										
	Grilli	694	4.2%	0	0			694										
	Lembo	508	3.1%	0	0			508										
	Lubrano	582	3.5%	0	0			582										
	O'Donnell	733	4.5%	0	0			733										
	Richardson	905	5.5%	0	0			905										
	Total	16,440																
9	Benton	664	0.09514	0	0							664						
	Bibbs	512	0.07336	0	0							512						
	Brown-Powell	538	0.07709	0	0							538						
	Castellanos	590	0.08454	0	0							590						
	Garcia	736	0.10546	0	0							736						
	Guzman	589	0.0844	0	0							589						
	Hill	528	0.07566	0	0							528						
	Limidi	438	0.06276	0	0							438						
	Meehan	444	0.06362	0	0							444						
	Mial	445	0.06376	0	0							445						
	Smith	462	0.0662	0	0							462						
	Anderson	416	0.05961	0	0							416						
	Jerzyk	283	0.04055	0	0							283						
	Omisore	334	0.04786	0	0							334						
	Total	6,979																
11	Beatty	286	0.07951	0	0									286				
	Cabral	295	0.08201	0	0									295				
	Clement	341	0.0948	0	0									341				

[illegible]

DEMOCRATIC 9-02 PRIMARY

OFFICE	CANDIDATE	TOTAL	%	2808	2813	2814	2815	2817	2818	2825	2816	2819	2820	2821	2822	2823	2826	2827	2824	2828	2829	2830
				1.1	1.2	1.3	1.4	1.5	1.6	1.7	2.1	2.2	2.3	2.4	2.5	2.6	2.7	2.8	3.1	3.2	3.3	3.4
TOTAL VOTE		27,481	100.0%	368	380	229	172	112	101	85	80	303	257	335	539	493	541	453	137	318	327	513
US SENATE																						
	Reed	17,756	100.0%	270	231	170	115	67	65	61	63	231	194	247	403	301	396	303	100	184	234	382
US CONGRESS																						
1st	Kennedy	8,639	100.0%	250	250	162	105	64	72	50	61	206	160	200	317	252	345	230	107	248	244	385
2nd	Langevin	8,363	100.0%																			
GOVERNOR																						
	York	12,409	47.4%	162	175	108	83	67	72	35	39	162	119	159	234	195	237	172	69	209	207	296
	Whitehouse	10,026	38.3%	135	114	75	65	35	11	33	30	112	103	123	227	224	188	195	43	65	74	141
	Pires	3,723	14.2%	65	82	32	22	3	7	15	11	26	30	46	70	68	105	77	20	32	43	70
LT. GOVERNOR																						
	Fogarty	15,963	100.0%	228	212	146	101	59	59	46	47	190	138	164	322	234	305	234	87	166	206	322
SECRETARY OF STATE																						
	Inman	7,975	35.9%	109	79	54	38	30	27	13	14	80	53	50	92	102	104	94	37	114	72	125
	Brown	14,257	64.1%	216	226	144	112	64	38	61	56	203	179	246	409	344	383	308	83	143	208	329
ATTORNEY GENERAL																						
	Lynch	14,717	100.0%	204	183	141	86	54	63	46	48	180	140	168	290	215	304	224	86	168	203	300
GENERAL TREASURER																						
	Tavares	15,892	100.0%	241	215	153	87	55	63	43	50	186	145	171	311	221	311	225	90	174	201	328
STATE SENATE																						
1	Perry	3,870	100.0%	214				58	63			204	172	208	350	240	367	271	104	176	235	369
2	Walton	1,593	41.8%																			
	Pichardo	2,219	58.2%																			
3	Ciccone	1,925	100.0%																			
4	Graziano	1,800	44.9%																			

DEMOCRATIC 9-02 PRIMARY

OFFICE	CANDIDATE	TOTAL	%	2808 1.1	2813 1.2	2814 1.3	2815 1.4	2817 1.5	2818 1.6	2825 1.7	2816 2.1	2819 2.2	2820 2.3	2821 2.4	2822 2.5	2823 2.6	2826 2.7	2827 2.8	2824 3.1	2828 3.2	2829 3.3	2830 3.4
	Goodwin	2,212	55.1%																			
5	Caprio	1,888	100.0%																			
6	Ruggerio	2,777	100.0%																			
14	DaPonte	457	100.0%		166	134	78			40	39											
REPRESENTATIVE																						
1	McCauley	894	100.0%																			
2	Moura	928	100.0%	260	236	149	81				44											
3	Ajello	1,406	100.0%					62	63	46		227	190	201	298	225			94			
4	Fox	2,168	100.0%														319	230		196	226	350
5	DeSimone	1,545	100.0%																			
6	Wasylyk	979	100.0%																			
7	Giannini	2,002	100.0%																			
8	Costantino	924	100.0%																			
9	Williams	850	100.0%																			
10	Slater	718	41.1%																			
	Diaz	354	20.2%																			
	Jennings	677	38.7%																			
11	Ogidan	655	37.3%																			
	Tejada	1,103	62.7%																			
12	Almeida	958	69.1%																			
	Abdullah-Odiase	428	30.9%																			
13	Smith	1,187	100.0%																			
SENATORIAL DISTRICT COMMITTEE																						
2	Lopes	1,214	17.4%																			
	Benton	1,182	16.9%																			
	Wiggins	860	12.3%																			

DEMOCRATIC 9-02 PRIMARY

OFFICE	CANDIDATE	TOTAL	%	2808 1.1	2813 1.2	2814 1.3	2815 1.4	2817 1.5	2818 1.6	2825 1.7	2816 2.1	2819 2.2	2820 2.3	2821 2.4	2822 2.5	2823 2.6	2826 2.7	2827 2.8	2824 3.1	2828 3.2	2829 3.3	2830 3.4
	Cruze	1,025	14.7%																			
	Capellan	1,336	19.1%																			
	Cepeda	987	14.1%																			
	Kolawole	384	5.5%																			
	Krank	628	9.0%																			
	Martinez	836	12.0%																			
	Perez	709	10.1%																			
	Total	6,988																				
4	Hawkins	1,243	15.4%																			
	Connelly	1,157	14.4%																			
	Whalen	1,556	19.3%																			
	Madrid	977	12.1%																			
	DiLeone	1,066	13.2%																			
	Collins	987	12.3%																			
	McHugh	1,066	13.2%																			
	Motta	1,089	13.5%																			
	Nocera	1,340	16.6%																			
	Reilly	1,177	14.6%																			
	Total	8,052																				
REPRESENTATIVE DISTRICT COMMITTEE																						
10	Slater	888	29.6%																			
	Constant	399	13.3%																			
	Greig	538	17.9%																			
	Evans	441	14.7%																			
	Pryor	343	11.4%																			
	Taylor	394	13.1%																			
	Total	3,003																				
DEMOCRATIC STATE COMMITTEEMAN																						
10	Walters	899	72.0%																			
	Oakes	349	28.0%																			
DEMOCRATIC STATE COMMITTEEWOMAN																						
10	Camacho	829	65.0%																			
	Mesa	447	35.0%																			
MAYOR																						
	Cicilline	14,158	52.1%	250	240	136	115	89	92	59	55	234	211	273	402	349	428	343	108	228	255	399

DEMOCRATIC 9-02 PRIMARY

OFFICE	CANDIDATE	TOTAL	%	2808 1.1	2813 1.2	2814 1.3	2815 1.4	2817 1.5	2818 1.6	2825 1.7	2816 2.1	2819 2.2	2820 2.3	2821 2.4	2822 2.5	2823 2.6	2826 2.7	2827 2.8	2824 3.1	2828 3.2	2829 3.3	2830 3.4
	Iglizzi	3,046	11.2%	12	14	8	4	0	0	1	1	7	6	4	15	6	11	5	4	9	9	15
	McKenna	730	2.7%	6	11	8	3	0	1	0	4	8	2	5	6	9	8	4	5	5	12	10
	Paolino	9,244	34.0%	95	106	75	48	23	6	25	20	52	34	50	113	124	92	95	19	73	50	82
CITY COUNCIL																						
5	Butler	1,870	71.9%																			
	Greco	730	28.1%																			
9	Nolan	779	41.7%																			
	Luna	1,089	58.3%																			
11	Young	704	72.2%																			
	Parker	271	27.8%																			
14	Mancini	957	61.0%																			
	Fagundes	611	39.0%																			
15	DiRuzzo	757	66.8%																			
	Martinez	377	33.2%																			
WARD COMMITTEE																						
5	Abbate	724	4.4%																			
	Badway	922	5.6%																			
	Catauro	602	3.7%																			
	Corona	671	4.1%																			
	Dettore	723	4.4%																			
	Fargnoli	1,343	8.2%																			
	Holt	701	4.3%																			
	McHugh	918	5.6%																			
	Reddy	781	4.8%																			
	Rigney	767	4.7%																			
	Solomon	1,042	6.3%																			
	Batastini	982	6.0%																			
	Brady	631	3.8%																			
	Brown	731	4.4%																			
	DiCarlo	550	3.3%																			
	Greco	930	5.7%																			
	Grilli	694	4.2%																			
	Lembo	508	3.1%																			
	Lubrano	582	3.5%																			
	O'Donnell	733	4.5%																			
	Richardson	905	5.5%																			

DEMOCRATIC 9-02 PRIMARY

OFFICE	CANDIDATE	TOTAL	%	2808	2813	2814	2815	2817	2818	2825	2816	2819	2820	2821	2822	2823	2826	2827	2824	2828	2829	2830
				1.1	1.2	1.3	1.4	1.5	1.6	1.7	2.1	2.2	2.3	2.4	2.5	2.6	2.7	2.8	3.1	3.2	3.3	3.4
	Total	16,440																				
9	Benton	664	9.5%																			
	Bibbs	512	7.3%																			
	Brown-Powell	538	7.7%																			
	Castellanos	590	8.5%																			
	Garcia	736	10.5%																			
	Guzman	589	8.4%																			
	Hill	528	7.6%																			
	Limidi	438	6.3%																			
	Meehan	444	6.4%																			
	Mial	445	6.4%																			
	Smith	462	6.6%																			
	Anderson	416	6.0%																			
	Jerzyk	283	4.1%																			
	Omisore	334	4.8%																			
	Total	6,979																				
11	Beatty	286	8.0%																			
	Cabral	295	8.2%																			
	Clement	341	9.5%																			
	Depina-Young	346	9.6%																			
	Hicks	288	8.0%																			
	K. Maynard	278	7.7%																			
	R. Maynard	281	7.8%																			
	Perez	376	10.5%																			
	Thurman	281	7.8%																			
	Vileno	278	7.7%																			
	Young	309	8.6%																			
	Whetstone	238	6.6%																			
	Total	3,597																				

DEMOCRATIC 9-02 PRIMARY

OFFICE	CANDIDATE	TOTAL	%	2831	2832	2833	2803	2804	2834	2835	2805	2836	2840	2843	2845	2847	2848	2849	2851	2841	2842	2852
				3.5	3.6	3.7	4.1	4.2	4.3	4.4	5.1	5.2	5.3	5.4	5.5	5.6	5.7	5.8	5.9	6.1	6.2	6.3
TOTAL VOTE		27,481	100.0%	464	599	154	306	262	628	604	177	188	152	62	344	633	703	500	71	494	287	420
US SENATE																						
	Reed	17,756	100.0%	325	468	101	188	155	388	373	118	130	105	46	239	419	474	379	46	330	152	270
US CONGRESS																						
1st	Kennedy	8,639	100.0%	319	438	112	236	187	341	369	128	99		27		406	428	354				
2nd	Langevin	8,363	100.0%										111		243				43	339	144	283
GOVERNOR																						
	York	12,409	47.4%	259	351	83	145	112	228	163	82	61	53	17	100	228	234	185	21	211	111	165
	Whitehouse	10,026	38.3%	140	174	44	125	104	274	332	55	73	72	25	147	261	267	198	32	190	99	165
	Pires	3,723	14.2%	53	72	17	25	34	105	93	34	47	27	16	87	112	185	107	17	75	47	81
LT. GOVERNOR																						
	Fogarty	15,963	100.0%	281	393	92	177	157	366	358	114	128	109	45	241	422	462	352	46	327	127	264
SECRETARY OF STATE																						
	Inman	7,975	35.9%	129	122	62	93	83	283	233	48	54	37	16	108	205	225	167	17	189	61	138
	Brown	14,257	64.1%	258	422	70	147	116	235	258	110	116	94	40	202	323	405	283	42	212	132	212
ATTORNEY GENERAL																						
	Lynch	14,717	100.0%	256	401	87	164	129	314	297	109	112	104	41	211	342	416	340	36	274	129	249
GENERAL TREASURER																						
	Tavares	15,892	100.0%	264	399	92	184	133	348	322	105	110	104	40	214	371	420	344	37	308	157	253
STATE SENATE																						
1	Perry	3,870	100.0%	307	459																	
2	Walton	1,593	41.8%																			
	Pichardo	2,219	58.2%																			
3	Ciccione	1,925	100.0%																			
4	Graziano	1,800	44.9%										53			260	268	180	32	316	103	183

DEMOCRATIC 9-02 PRIMARY

OFFICE	CANDIDATE	TOTAL	%	2831 3.5	2832 3.6	2833 3.7	2803 4.1	2804 4.2	2834 4.3	2835 4.4	2805 5.1	2836 5.2	2840 5.3	2843 5.4	2845 5.5	2847 5.6	2848 5.7	2849 5.8	2851 5.9	2841 6.1	2842 6.2	2852 6.3
	Goodwin	2,212	55.1%										89			275	356	263	32	122	85	167
5	Caprio	1,888	100.0%																			
6	Ruggerio	2,777	100.0%			76	179	158	408	370	92	94		40	201							
14	DaPonte	457	100.0%																			
REPRESENTATIVE																						
1	McCauley	894	100.0%				161	120			103											
2	Moura	928	100.0%																			
3	Ajello	1,406	100.0%																			
4	Fox	2,168	100.0%	296	437	114																
5	DeSimone	1,545	100.0%						408	374		102										
6	Wasyluk	979	100.0%										96	30	175					299	123	
7	Giannini	2,002	100.0%													429	455	355	39			251
8	Costantino	924	100.0%																			
9	Williams	850	100.0%																			
10	Slater	718	41.1%																			
	Diaz	354	20.2%																			
	Jennings	677	38.7%																			
11	Ogidan	655	37.3%																			
	Tejada	1,103	62.7%																			
12	Almeida	958	69.1%																			
	Abdullah-Odiase	428	30.9%																			
13	Smith	1,187	100.0%																			
SENATORIAL DISTRICT COMMITTEE																						
2	Lopes	1,214	17.4%																			
	Benton	1,182	16.9%																			
	Wiggins	860	12.3%																			

DEMOCRATIC 9-02 PRIMARY

OFFICE	CANDIDATE	TOTAL	%	2831	2832	2833	2803	2804	2834	2835	2805	2836	2840	2843	2845	2847	2848	2849	2851	2841	2842	2852
				3.5	3.6	3.7	4.1	4.2	4.3	4.4	5.1	5.2	5.3	5.4	5.5	5.6	5.7	5.8	5.9	6.1	6.2	6.3
	Cruze	1,025	14.7%																			
	Capellan	1,336	19.1%																			
	Cepeda	987	14.1%																			
	Kolawole	384	5.5%																			
	Krank	628	9.0%																			
	Martinez	836	12.0%																			
	Perez	709	10.1%																			
	Total	6,988																				
4	Hawkins	1,243	15.4%										44			169	163	142	21	192	44	112
	Connelly	1,157	14.4%										43			159	141	137	16	177	41	103
	Whalen	1,556	19.3%										57			236	226	203	31	158	66	132
	Madrid	977	12.1%										32			124	130	113	18	114	42	96
	DiLeone	1,066	13.2%										30			167	151	118	22	131	45	107
	Collins	987	12.3%										33			138	150	123	18	77	43	74
	McHugh	1,066	13.2%										60			145	216	150	15	54	35	58
	Motta	1,089	13.5%										33			189	166	129	25	93	51	79
	Nocera	1,340	16.6%										72			221	295	164	16	88	35	100
	Reilly	1,177	14.6%										51			176	214	170	18	77	37	79
	Total	8,052																				
REPRESENTATIVE DISTRICT COMMITTEE																						
10	Slater	888	29.6%																			
	Constant	399	13.3%																			
	Greig	538	17.9%																			
	Evans	441	14.7%																			
	Pryor	343	11.4%																			
	Taylor	394	13.1%																			
	Total	3,003																				
DEMOCRATIC STATE COMMITTEEMAN																						
10	Walters	899	72.0%																			
	Oakes	349	28.0%																			
DEMOCRATIC STATE COMMITTEEWOMAN																						
10	Camacho	829	65.0%																			
	Mesa	447	35.0%																			
MAYOR																						
	Cicilline	14,158	52.1%	325	485	85	120	92	188	156	82	65	52	8	115	225	304	188	23	191	101	144

DEMOCRATIC 9-02 PRIMARY

OFFICE	CANDIDATE	TOTAL	%	2831 3.5	2832 3.6	2833 3.7	2803 4.1	2804 4.2	2834 4.3	2835 4.4	2805 5.1	2836 5.2	2840 5.3	2843 5.4	2845 5.5	2847 5.6	2848 5.7	2849 5.8	2851 5.9	2841 6.1	2842 6.2	2852 6.3
	Igliozzi	3,046	11.2%	21	14	8	36	29	87	64	26	37	31	12	50	150	98	77	7	86	61	61
	McKenna	730	2.7%	18	16	10	5	12	19	18	7	6	3	2	11	32	12	27	4	37	21	27
	Paolino	9,244	34.0%	95	82	46	140	125	331	357	61	79	65	40	167	223	287	204	36	173	98	187
CITY COUNCIL																						
5	Butler	1,870	71.9%								111	133	111	36	183	406	501	346	43			
	Greco	730	28.1%								39	40	33	21	144	157	156	117	23			
9	Nolan	779	41.7%																			
	Luna	1,089	58.3%																			
11	Young	704	72.2%																			
	Parker	271	27.8%																			
14	Mancini	957	61.0%																			
	Fagundes	611	39.0%																			
15	DiRuzzo	757	66.8%																			
	Martinez	377	33.2%																			
WARD COMMITTEE																						
5	Abbate	724	4.4%								39	43	32	19	80	185	173	133	20			
	Badway	922	5.6%								70	69	43	14	98	197	229	177	25			
	Catauro	602	3.7%								39	30	28	10	57	161	154	108	15			
	Corona	671	4.1%								42	35	25	11	61	207	144	127	19			
	Dettore	723	4.4%								39	27	33	25	76	167	190	142	24			
	Fagnoli	1,343	8.2%								83	93	80	35	163	294	331	234	30			
	Holt	701	4.3%								42	44	38	14	89	160	155	143	16			
	McHugh	918	5.6%								51	78	60	18	101	170	238	182	20			
	Reddy	781	4.8%								43	45	45	16	90	177	194	154	17			
	Rigney	767	4.7%								45	54	44	17	88	160	181	151	27			
	Solomon	1,042	6.3%								69	61	55	26	152	228	230	189	32			
	Batastini	982	6.0%								63	96	61	26	139	169	247	169	12			
	Brady	631	3.8%								52	48	41	11	71	118	129	145	16			
	Brown	731	4.4%								57	56	44	12	92	153	152	149	16			
	DiCarlo	550	3.3%								36	35	34	13	72	121	110	112	17			
	Greco	930	5.7%								54	56	59	30	162	187	202	161	19			
	Grilli	694	4.2%								53	47	36	19	77	153	149	142	18			
	Lembo	508	3.1%								35	38	35	18	52	92	118	109	11			
	Lubrano	582	3.5%								42	44	35	16	67	115	124	118	21			
	O'Donnell	733	4.5%								50	56	48	17	93	139	155	161	14			
	Richardson	905	5.5%								70	77	61	22	104	165	202	190	14			

DEMOCRATIC 9-02 PRIMARY

OFFICE	CANDIDATE	TOTAL	%	2831 3.5	2832 3.6	2833 3.7	2803 4.1	2804 4.2	2834 4.3	2835 4.4	2805 5.1	2836 5.2	2840 5.3	2843 5.4	2845 5.5	2847 5.6	2848 5.7	2849 5.8	2851 5.9	2841 6.1	2842 6.2	2852 6.3
	Total	16,440																				
9	Benton	664	9.5%																			
	Bibbs	512	7.3%																			
	Brown-Powell	538	7.7%																			
	Castellanos	590	8.5%																			
	Garcia	736	10.5%																			
	Guzman	589	8.4%																			
	Hill	528	7.6%																			
	Limidi	438	6.3%																			
	Meehan	444	6.4%																			
	Mial	445	6.4%																			
	Smith	462	6.6%																			
	Anderson	416	6.0%																			
	Jerzyk	283	4.1%																			
	Omisore	334	4.8%																			
	Total	6,979																				
11	Beatty	286	8.0%																			
	Cabral	295	8.2%																			
	Clement	341	9.5%																			
	Depina-Young	346	9.6%																			
	Hicks	288	8.0%																			
	K. Maynard	278	7.7%																			
	R. Maynard	281	7.8%																			
	Perez	376	10.5%																			
	Thurman	281	7.8%																			
	Vileno	278	7.7%																			
	Young	309	8.6%																			
	Whetstone	238	6.6%																			
	Total	3,597																				

DEMOCRATIC 9-02 PRIMARY

OFFICE	CANDIDATE	TOTAL	%	2853 6.4	2859 6.5	2867 6.6	2865 7.1	2892 7.2	2893 7.3	2894 7.4	2895 7.5	2872 8.1	2874 8.2	2875 8.3	2876 8.4	2877 8.5	2897 8.6	2873 9.1	2880 9.2	2881 9.3	2882 9.4	2883 9.5	2886 10.1
TOTAL VOTE				437	27	45	193	589	342	440	359	298	662	357	302	62	39	88	497	485	676	288	422
US SENATE																							
	Reed	17,756	100.0%	295	15	29	94	375	191	228	206	224	436	214	185	38	31	62	340	261	410	172	237
US CONGRESS																							
1st	Kennedy	8,639	100.0%																				
2nd	Langevin	8,363	100.0%	289	16	28	84	371	198	227	217	201	425	194	182	32	25	63	309	250	374	151	231
GOVERNOR																							
	York	12,409	47.4%	173	12	15	88	200	150	134	134	136	331	211	176	35	24	36	282	257	381	155	184
	Whitehouse	10,026	38.3%	177	11	17	59	279	127	230	163	121	231	87	95	15	7	32	138	130	184	74	127
	Pires	3,723	14.2%	58	2	13	18	83	50	46	49	35	75	29	22	6	4	17	46	30	47	24	79
LT. GOVERNOR																							
	Fogarty	15,963	100.0%	287	16	27	78	348	185	211	198	204	420	190	162	33	25	61	294	228	334	135	211
SECRETARY OF STATE																							
	Inman	7,975	35.9%	180	5	17	47	176	111	144	110	97	211	99	82	18	10	23	140	112	142	62	112
	Brown	14,257	64.1%	183	16	21	73	296	143	186	176	158	318	165	147	24	22	47	236	213	336	140	183
ATTORNEY GENERAL																							
	Lynch	14,717	100.0%	246	14	28	81	318	175	177	170	195	382	191	171	36	29	55	288	236	375	143	213
GENERAL TREASURER																							
	Tavares	15,892	100.0%	277	13	29	94	343	196	197	193	209	431	213	195	39	26	60	327	265	398	161	239
STATE SENATE																							
1	Perry	3,870	100.0%																				
2	Walton	1,593	41.8%									132						45	213	150	239	84	145
	Pichardo	2,219	58.2%									145						29	233	287	392	176	248
3	Ciccone	1,925	100.0%				73	310	155	212	182		337	163	141								
4	Graziano	1,800	44.9%	158																			

DEMOCRATIC 9-02 PRIMARY

OFFICE	CANDIDATE	TOTAL	%	2853 6.4	2859 6.5	2867 6.6	2865 7.1	2892 7.2	2893 7.3	2894 7.4	2895 7.5	2872 8.1	2874 8.2	2875 8.3	2876 8.4	2877 8.5	2897 8.6	2873 9.1	2880 9.2	2881 9.3	2882 9.4	2883 9.5	2886 10.1
	Goodwin	2,212	55.1%	195																			
5	Caprio	1,888	100.0%		12	28										36	21						
6	Ruggerio	2,777	100.0%																				
14	DaPonte	457	100.0%																				
REPRESENTATIVE																							
1	McCauley	894	100.0%																				
2	Moura	928	100.0%																				
3	Ajello	1,406	100.0%																				
4	Fox	2,168	100.0%																				
5	DeSimone	1,545	100.0%																				
6	Wasylyk	979	100.0%																				
7	Giannini	2,002	100.0%	278																			
8	Costantino	924	100.0%		10																		
9	Williams	850	100.0%			21	90																
10	Slater	718	41.1%									186	311	81	51	18		42					
	Diaz	354	20.2%									42	54	83	112	13		6					
	Jennings	677	38.7%									54	257	159	116	25		24					
11	Ogidan	655	37.3%														17		138	173	178	56	
	Tejada	1,103	62.7%														15		248	195	357	170	
12	Almeida	958	69.1%																				226
	Abdullah-Odiase	428	30.9%																				92
13	Smith	1,187	100.0%					428	193	224	204												
SENATORIAL DISTRICT COMMITTEE																							
2	Lopes	1,214	17.4%									117						32	146	137	150	76	128
	Benton	1,182	16.9%									102						39	137	122	140	62	111
	Wiggins	860	12.3%									97						37	123	82	100	58	89

DEMOCRATIC 9-02 PRIMARY

OFFICE	CANDIDATE	TOTAL	%	2853 6.4	2859 6.5	2867 6.6	2865 7.1	2892 7.2	2893 7.3	2894 7.4	2895 7.5	2872 8.1	2874 8.2	2875 8.3	2876 8.4	2877 8.5	2897 8.6	2873 9.1	2880 9.2	2881 9.3	2882 9.4	2883 9.5	2886 10.1
	Cruze	1,025	14.7%									121						24	151	93	132	82	86
	Capellan	1,336	19.1%									112						14	207	133	186	93	170
	Cepeda	987	14.1%									104						10	109	122	169	86	99
	Kolawole	384	5.5%									38						9	49	55	66	30	32
	Krank	628	9.0%									66						18	78	69	81	31	66
	Martinez	836	12.0%									72						11	101	99	136	65	78
	Perez	709	10.1%									65						7	76	78	106	61	72
	Total	6,988																					
4	Hawkins	1,243	15.4%	104																			
	Connelly	1,157	14.4%	108																			
	Whalen	1,556	19.3%	130																			
	Madrid	977	12.1%	88																			
	DiLeone	1,066	13.2%	87																			
	Collins	987	12.3%	82																			
	McHugh	1,066	13.2%	88																			
	Motta	1,089	13.5%	98																			
	Nocera	1,340	16.6%	102																			
	Reilly	1,177	14.6%	102																			
	Total	8,052																					
REPRESENTATIVE DISTRICT COMMITTEE																							
10	Slater	888	29.6%									194	326	141	124	23		44					
	Constant	399	13.3%									99	131	66	54	10		24					
	Greig	538	17.9%									115	157	104	97	15		25					
	Evans	441	14.7%									69	163	67	84	17		10					
	Pryor	343	11.4%									36	149	52	67	12		12					
	Taylor	394	13.1%									60	127	73	87	14		12					
	Total	3,003																					
DEMOCRATIC STATE COMMITTEEMAN																							
10	Walters	899	72.0%									180	292	157	144	24		40					
	Oakes	349	28.0%									41	135	65	74	5		12					
DEMOCRATIC STATE COMMITTEEWOMAN																							
10	Camacho	829	65.0%									154	276	146	141	19		34					
	Mesa	447	35.0%									69	161	86	81	9		14					
MAYOR																							
	Cicilline	14,158	52.1%	146	9	22	77	143	116	96	87	180	358	212	187	38	24	61	329	309	473	197	258

DEMOCRATIC 9-02 PRIMARY

OFFICE	CANDIDATE	TOTAL	%	2853 6.4	2859 6.5	2867 6.6	2865 7.1	2892 7.2	2893 7.3	2894 7.4	2895 7.5	2872 8.1	2874 8.2	2875 8.3	2876 8.4	2877 8.5	2897 8.6	2873 9.1	2880 9.2	2881 9.3	2882 9.4	2883 9.5	2886 10.1
	Iglioizzi	3,046	11.2%	79	6	6	20	275	125	214	188	13	52	20	21	2	1	6	24	9	31	11	21
	McKenna	730	2.7%	36	2	3	0	6	5	1	0	7	18	7	7	0	0	2	13	12	4	8	4
	Paolino	9,244	34.0%	171	9	13	92	162	96	123	80	91	226	111	82	21	14	19	125	142	161	68	132
CITY COUNCIL																							
5	Butler	1,870	71.9%																				
	Greco	730	28.1%																				
9	Nolan	779	41.7%															58	215	168	250	88	
	Luna	1,089	58.3%															26	249	269	375	170	
11	Young	704	72.2%																				
	Parker	271	27.8%																				
14	Mancini	957	61.0%																				
	Fagundes	611	39.0%																				
15	DiRuzzo	757	66.8%																				
	Martinez	377	33.2%																				
WARD COMMITTEE																							
5	Abbate	724	4.4%																				
	Badway	922	5.6%																				
	Catauro	602	3.7%																				
	Corona	671	4.1%																				
	Dettore	723	4.4%																				
	Fagnoli	1,343	8.2%																				
	Holt	701	4.3%																				
	McHugh	918	5.6%																				
	Reddy	781	4.8%																				
	Rigney	767	4.7%																				
	Solomon	1,042	6.3%																				
	Batastini	982	6.0%																				
	Brady	631	3.8%																				
	Brown	731	4.4%																				
	DiCarlo	550	3.3%																				
	Greco	930	5.7%																				
	Grilli	694	4.2%																				
	Lembo	508	3.1%																				
	Lubrano	582	3.5%																				
	O'Donnell	733	4.5%																				
	Richardson	905	5.5%																				

DEMOCRATIC 9-02 PRIMARY

OFFICE	CANDIDATE	TOTAL	%	2853 6.4	2859 6.5	2867 6.6	2865 7.1	2892 7.2	2893 7.3	2894 7.4	2895 7.5	2872 8.1	2874 8.2	2875 8.3	2876 8.4	2877 8.5	2897 8.6	2873 9.1	2880 9.2	2881 9.3	2882 9.4	2883 9.5	2886 10.1
	Total	16,440																					
9.	Benton	664	9.5%															44	186	150	192	92	
	Bibbs	512	7.3%															35	145	121	142	69	
	Brown-Powell	538	7.7%															38	155	110	153	82	
	Castellanos	590	8.5%															37	169	122	163	99	
	Garcia	736	10.5%															34	202	155	232	113	
	Guzman	589	8.4%															37	158	123	176	95	
	Hill	528	7.6%															37	160	113	147	71	
	Limyadi	438	6.3%															31	131	80	126	70	
	Meehan	444	6.4%															38	136	93	108	69	
	Mial	445	6.4%															42	133	83	128	59	
	Smith	462	6.6%															37	127	106	133	59	
	Anderson	416	6.0%															13	115	112	120	56	
	Jerzyk	283	4.1%															11	77	59	81	55	
	Omisore	334	4.8%															10	92	82	102	48	
	Total	6,979																					
11	Beatty	286	8.0%																				
	Cabral	295	8.2%																				
	Clement	341	9.5%																				
	Depina-Young	346	9.6%																				
	Hicks	288	8.0%																				
	K. Maynard	278	7.7%																				
	R. Maynard	281	7.8%																				
	Perez	376	10.5%																				
	Thurman	281	7.8%																				
	Vileno	278	7.7%																				
	Young	309	8.6%																				
	Whetstone	238	6.6%																				
	Total	3,597																					

DEMOCRATIC 9-02 PRIMARY

OFFICE	CANDIDATE	TOTAL	%	2887 10.2	2888 10.3	2889 10.4	2809 11.1	2811 11.2	2868 11.3	2878 11.4	2884 11.5	2885 11.6	2890 11.7	2891 11.8	2801 12.1	2802 12.2	2806 12.3	2850 12.4	2854 12.5	2856 12.6	2857 12.7	2810 13.1	2812 13.2
TOTAL VOTE		27,481	100.0%	280	350	368	122	83	265	79	125	159	323	66	216	308	136	14	284	134	38	12	83
US SENATE																							
	Reed	17,756	100.0%	175	195	196	74	50	165	42	84	106	212	37	127	185	86	5	191	84	29	10	58
US CONGRESS																							
1st	Kennedy	8,639	100.0%												144	189	93	7					
2nd	Langevin	8,363	100.0%	175	172	185	74	41	150	34	79	98	186	37					178	84	28	11	53
GOVERNOR																							
	York	12,409	47.4%	131	207	208	72	48	175	52	63	83	200	41	79	131	50	5	123	42	14	7	38
	Whitehouse	10,026	38.3%	91	91	106	38	22	46	13	36	50	80	20	107	103	63	4	110	73	14	4	33
	Pires	3,723	14.2%	48	12	15	9	9	20	7	13	13	25	3	11	54	15	4	36	15	8	0	8
LT. GOVERNOR																							
	Fogarty	15,963	100.0%	159	184	170	71	44	135	38	79	95	181	31	138	181	74	6	187	76	26	8	60
SECRETARY OF STATE																							
	Inman	7,975	35.9%	89	85	87	35	27	71	16	30	51	98	16	86	84	43	2	97	48	8	5	35
	Brown	14,257	64.1%	123	141	181	63	31	118	31	67	68	143	37	68	148	56	8	135	67	26	5	30
ATTORNEY GENERAL																							
	Lynch	14,717	100.0%	155	163	171	65	35	137	37	73	83	175	31	108	160	66	6	154	75	21	10	50
GENERAL TREASURER																							
	Tavares	15,892	100.0%	185	197	201	71	40	136	41	85	100	207	34	121	177	72	8	169	70	19	10	46
STATE SENATE																							
1	Perry	3,870	100.0%				64															9	
2	Walton	1,593	41.8%	107	147	146					45		140										
	Pichardo	2,219	58.2%	140	171	188					68		142										
3	Ciccione	1,925	100.0%																				
4	Graziano	1,800	44.9%												35	65		6	84	32	9		

DEMOCRATIC 9-02 PRIMARY

OFFICE	CANDIDATE	TOTAL	%	2887 10.2	2888 10.3	2889 10.4	2809 11.1	2811 11.2	2868 11.3	2878 11.4	2884 11.5	2885 11.6	2890 11.7	2891 11.8	2801 12.1	2802 12.2	2806 12.3	2850 12.4	2854 12.5	2856 12.6	2857 12.7	2810 13.1	2812 13.2
	Goodwin	2,212	55.1%												143	212		7	157	75	21		
5	Caprio	1,888	100.0%					43	139	44		84		34									54
6	Ruggerio	2,777	100.0%														52						
14	DaPonte	457	100.0%																				
REPRESENTATIVE																							
1	McCauley	894	100.0%												150	231	88						
2	Moura	928	100.0%				65	42														10	41
3	Ajello	1,406	100.0%																				
4	Fox	2,168	100.0%																				
5	DeSimone	1,545	100.0%																				
6	Wasylyk	979	100.0%																				
7	Giannini	2,002	100.0%															6	184				
8	Costantino	924	100.0%																	65	15		
9	Williams	850	100.0%						141														
10	Slater	718	41.1%							11													
	Diaz	354	20.2%							29													
	Jennings	677	38.7%							25													
11	Ogidan	655	37.3%								46	47											
	Tejada	1,103	62.7%								51	67											
12	Almeida	958	69.1%	163	180	160							198	31									
	Abdullah-Odiase	428	30.9%	53	76	106							75	26									
13	Smith	1,187	100.0%																				
SENATORIAL DISTRICT COMMITTEE																							
2	Lopes	1,214	17.4%	88	107	114					35		84										
	Benton	1,182	16.9%	75	142	109					38		105										
	Wiggins	860	12.3%	53	58	77					31		55										

DEMOCRATIC 9-02 PRIMARY

OFFICE	CANDIDATE	TOTAL	%	2887 10.2	2888 10.3	2889 10.4	2809 11.1	2811 11.2	2868 11.3	2878 11.4	2884 11.5	2885 11.6	2890 11.7	2891 11.8	2801 12.1	2802 12.2	2806 12.3	2850 12.4	2854 12.5	2856 12.6	2857 12.7	2810 13.1	2812 13.2
	Cruze	1,025	14.7%	75	76	94					30		61										
	Capellan	1,336	19.1%	86	109	117					39		70										
	Cepeda	987	14.1%	62	53	92					33		48										
	Kolawole	384	5.5%	23	24	25					16		17										
	Krank	628	9.0%	42	64	51					24		38										
	Martinez	836	12.0%	50	58	83					28		55										
	Perez	709	10.1%	51	43	71					23		56										
	Total	6,988																					
4	Hawkins	1,243	15.4%												47	70		2	77	37	5		
	Connelly	1,157	14.4%												37	60		5	79	29	10		
	Whalen	1,556	19.3%												56	86		6	105	40	10		
	Madrid	977	12.1%												41	65		4	59	26	10		
	DiLeone	1,066	13.2%												42	54		3	61	28	8		
	Collins	987	12.3%												83	72		5	39	32	10		
	McHugh	1,066	13.2%												70	66		2	67	30	8		
	Motta	1,089	13.5%												70	57		3	53	26	7		
	Nocera	1,340	16.6%												63	62		6	69	28	6		
	Reilly	1,177	14.6%												67	68		5	68	30	6		
	Total	8,052																					
REPRESENTATIVE DISTRICT COMMITTEE																							
10	Slater	888	29.6%								19												
	Constant	399	13.3%								8												
	Greig	538	17.9%								14												
	Evans	441	14.7%								11												
	Pryor	343	11.4%								6												
	Taylor	394	13.1%								9												
	Total	3,003																					
DEMOCRATIC STATE COMMITTEEMAN																							
10	Walters	899	72.0%								33												
	Oakes	349	28.0%								6												
DEMOCRATIC STATE COMMITTEEWOMAN																							
10	Camacho	829	65.0%								35												
	Mesa	447	35.0%								7												
MAYOR																							
	Cicilline	14,158	52.1%	176	207	213	60	25	134	51	80	91	160	31	58	126	51	8	112	54	23	9	38

DEMOCRATIC 9-02 PRIMARY

OFFICE	CANDIDATE	TOTAL	%	2887 10.2	2888 10.3	2889 10.4	2809 11.1	2811 11.2	2868 11.3	2878 11.4	2884 11.5	2885 11.6	2890 11.7	2891 11.8	2801 12.1	2802 12.2	2806 12.3	2850 12.4	2854 12.5	2856 12.6	2857 12.7	2810 13.1	2812 13.2
	Iglioizzi	3,046	11.2%	11	14	15	18	6	19	3	4	3	10	4	22	36	6	1	39	14	0	0	5
	McKenna	730	2.7%	5	4	9	4	6	4	0	4	7	10	2	3	10	1	0	10	8	0	0	2
	Paolino	9,244	34.0%	85	121	125	36	41	104	25	34	56	139	26	127	130	77	5	123	57	15	3	38
CITY COUNCIL																							
5	Butler	1,870	71.9%																				
	Greco	730	28.1%																				
9	Nolan	779	41.7%																				
	Luna	1,089	58.3%																				
11	Young	704	72.2%				53	34	161	43	76	93	205	39									
	Parker	271	27.8%				34	20	47	15	23	35	75	22									
14	Mancini	957	61.0%																				
	Fagundes	611	39.0%																				
15	DiRuzzo	757	66.8%																				
	Martinez	377	33.2%																				
WARD COMMITTEE																							
5	Abbate	724	4.4%																				
	Badway	922	5.6%																				
	Catauro	602	3.7%																				
	Corona	671	4.1%																				
	Dettore	723	4.4%																				
	Fargnoli	1,343	8.2%																				
	Holt	701	4.3%																				
	McHugh	918	5.6%																				
	Reddy	781	4.8%																				
	Rigney	767	4.7%																				
	Solomon	1,042	6.3%																				
	Batastini	982	6.0%																				
	Brady	631	3.8%																				
	Brown	731	4.4%																				
	DiCarlo	550	3.3%																				
	Greco	930	5.7%																				
	Grilli	694	4.2%																				
	Lembo	508	3.1%																				
	Lubrano	582	3.5%																				
	O'Donnell	733	4.5%																				
	Richardson	905	5.5%																				

DEMOCRATIC 9-02 PRIMARY

OFFICE	CANDIDATE	TOTAL	%	2887	2888	2889	2809	2811	2868	2878	2884	2885	2890	2891	2801	2802	2806	2850	2854	2856	2857	2810	2812
				10.2	10.3	10.4	11.1	11.2	11.3	11.4	11.5	11.6	11.7	11.8	12.1	12.2	12.3	12.4	12.5	12.6	12.7	13.1	13.2
	Total	16,440																					
9	Benton	664	9.5%																				
	Bibbs	512	7.3%																				
	Brown-Powell	538	7.7%																				
	Castellanos	590	8.5%																				
	Garcia	736	10.5%																				
	Guzman	589	8.4%																				
	Hill	528	7.6%																				
	Limyadi	438	6.3%																				
	Meehan	444	6.4%																				
	Mial	445	6.4%																				
	Smith	462	6.6%																				
	Anderson	416	6.0%																				
	Jerzyk	283	4.1%																				
	Omisore	334	4.8%																				
	Total	6,979																					
11	Beatty	286	8.0%				24	19	46	17	44	59	66	11									
	Cabral	295	8.2%				26	23	50	12	41	59	74	10									
	Clement	341	9.5%				31	21	56	16	47	60	97	13									
	Depina-Young	346	9.6%				28	19	58	12	45	66	108	10									
	Hicks	288	8.0%				26	22	43	15	41	51	79	11									
	K. Maynard	278	7.7%				25	23	43	15	48	55	62	7									
	R. Maynard	281	7.8%				29	21	39	14	54	52	61	11									
	Perez	376	10.5%				27	20	67	26	52	68	99	17									
	Thurman	281	7.8%				29	23	54	16	34	49	70	6									
	Vileno	278	7.7%				25	17	45	10	36	43	96	6									
	Young	309	8.6%				20	20	47	11	44	55	98	14									
	Whetstone	238	6.6%				24	18	39	17	32	44	52	12									
	Total	3,597																					

DEMOCRATIC 9-02 PRIMARY

OFFICE	CANDIDATE	TOTAL	%	2860 13.3	2861 13.4	2862 13.5	2863 13.6	2869 13.7	2807 14.1	2837 14.2	2838 14.3	2839 14.4	2844 14.5	2846 14.6	2855 15.1	2858 15.2	2864 15.3	2866 15.4	2870 15.50	2871 15.6	2879 15.7	2896 15.8	
TOTAL VOTE		27,481	100.0%	82	345	409	436	429	92	183	365	536	452	84	8	29	192	422	74	161	60	278	
US SENATE																							
	Reed	17,756	100.0%	57	195	226	250	258	58	116	237	341	291	58	6	19	115	289	47	91	48	177	
US CONGRESS																							
1st	Kennedy	8,639	100.0%						58	133	223	354	286										
2nd	Langevin	8,363	100.0%	51	192	223	248	248						59	6	19	97	267	39	87	40	172	
GOVERNOR																							
	York	12,409	47.4%	40	123	189	183	233	40	61	115	189	143	35	6	18	91	193	36	74	36	112	
	Whitehouse	10,026	38.3%	28	150	134	180	110	38	88	159	249	221	37	2	8	64	175	15	50	16	124	
	Pires	3,723	14.2%	8	45	57	50	57	11	25	77	80	66	12	0	3	17	37	13	22	6	21	
LT. GOVERNOR																							
	Fogarty	15,963	100.0%	49	173	205	234	224	53	113	251	340	276	55	5	18	100	243	43	81	38	145	
SECRETARY OF STATE																							
	Inman	7,975	35.9%	23	109	135	144	112	32	72	132	207	143	30	5	8	92	121	22	37	13	70	
	Brown	14,257	64.1%	47	139	166	194	227	38	71	196	241	222	43	1	16	99	228	31	69	36	135	
ATTORNEY GENERAL																							
	Lynch	14,717	100.0%	48	154	177	212	212	43	103	205	299	248	52	4	19		239	39	70	36	145	
GENERAL TREASURER																							
	Tavares	15,892	100.0%	47	172	189	216	239	50	107	228	320	263	59	5	20		266	44	90	42	166	
STATE SENATE																							
1	Perry	3,870	100.0%																				
2	Walton	1,593	41.8%																				
	Pichardo	2,219	58.2%																				
3	Cicccone	1,925	100.0%															216				136	
4	Graziano	1,800	44.9%												1	15							

DEMOCRATIC 9-02 PRIMARY

OFFICE	CANDIDATE	TOTAL	%	2860 13.3	2861 13.4	2862 13.5	2863 13.6	2869 13.7	2807 14.1	2837 14.2	2838 14.3	2839 14.4	2844 14.5	2846 14.6	2855 15.1	2858 15.2	2864 15.3	2866 15.4	2870 15.50	2871 15.6	2879 15.7	2896 15.8
	Goodwin	2,212	55.1%												5	8						
5	Caprio	1,888	100.0%	50	246	276	300	248									108		43	83	39	
6	Ruggerio	2,777	100.0%						51	124	229	362	285	56								
14	DaPonte	457	100.0%																			
REPRESENTATIVE																						
1	McCauley	894	100.0%						41													
2	Moura	928	100.0%																			
3	Ajello	1,406	100.0%																			
4	Fox	2,168	100.0%																			
5	DeSimone	1,545	100.0%							120	221	320										
6	Wasylyk	979	100.0%										205	51								
7	Giannini	2,002	100.0%												5							
8	Costantino	924	100.0%	38	179	223	281									19	94					
9	Williams	850	100.0%					260										215	38	85		
10	Slater	718	41.1%																		18	
	Diaz	354	20.2%																		15	
	Jennings	677	38.7%																		17	
11	Ogidan	655	37.3%																			
	Tejada	1,103	62.7%																			
12	Almeida	958	69.1%																			
	Abdullah-Odiase	428	30.9%																			
13	Smith	1,187	100.0%																			138
SENATORIAL DISTRICT COMMITTEE																						
2	Lopes	1,214	17.4%																			
	Benton	1,182	16.9%																			
	Wiggins	860	12.3%																			

DEMOCRATIC 9-02 PRIMARY

OFFICE	CANDIDATE	TOTAL	%	2860 13.3	2861 13.4	2862 13.5	2863 13.6	2869 13.7	2807 14.1	2837 14.2	2838 14.3	2839 14.4	2844 14.5	2846 14.6	2855 15.1	2858 15.2	2864 15.3	2866 15.4	2870 15.50	2871 15.6	2879 15.7	2896 15.8	
	Cruze	1,025	14.7%																				
	Capellan	1,336	19.1%																				
	Cepeda	987	14.1%																				
	Kolawole	384	5.5%																				
	Krank	628	9.0%																				
	Martinez	836	12.0%																				
	Perez	709	10.1%																				
	Total	6,988																					
4	Hawkins	1,243	15.4%												3	11							
	Connelly	1,157	14.4%												2	10							
	Whalen	1,556	19.3%												4	10							
	Madrid	977	12.1%												4	11							
	DiLeone	1,066	13.2%												2	10							
	Collins	987	12.3%												5	3							
	McHugh	1,066	13.2%												1	1							
	Motta	1,089	13.5%												3	7							
	Nocera	1,340	16.6%												4	9							
	Reilly	1,177	14.6%												3	6							
	Total	8,052																					
REPRESENTATIVE DISTRICT COMMITTEE																							
10	Slater	888	29.6%																			17	
	Constant	399	13.3%																			7	
	Greig	538	17.9%																			11	
	Evans	441	14.7%																			20	
	Pryor	343	11.4%																			9	
	Taylor	394	13.1%																			12	
	Total	3,003																					
DEMOCRATIC STATE COMMITTEEMAN																							
10	Walters	899	72.0%																			29	
	Oakes	349	28.0%																			11	
DEMOCRATIC STATE COMMITTEEWOMAN																							
10	Camacho	829	65.0%																			24	
	Mesa	447	35.0%																			20	
MAYOR																							
	Cicilline	14,158	52.1%	53	122	162	169	277	36	47	153	176	163	40	3	20	100	162	24	97	34	76	

DEMOCRATIC 9-02 PRIMARY

OFFICE	CANDIDATE	TOTAL	%	2860 13.3	2861 13.4	2862 13.5	2863 13.6	2869 13.7	2807 14.1	2837 14.2	2838 14.3	2839 14.4	2844 14.5	2846 14.6	2855 15.1	2858 15.2	2864 15.3	2866 15.4	2870 15.50	2871 15.6	2879 15.7	2896 15.8
	Igliozzi	3,046	11.2%	2	28	31	24	14	12	29	54	73	54	13	0	0	27	112	15	10	8	100
	McKenna	730	2.7%	4	6	7	7	7	3	2	11	16	21	0	0	2	2	11	3	6	1	3
	Paolino	9,244	34.0%	23	187	205	234	129	41	98	144	270	213	31	5	5	61	133	27	44	17	94
CITY COUNCIL																						
5	Butler	1,870	71.9%																			
	Greco	730	28.1%																			
9	Nolan	779	41.7%																			
	Luna	1,089	58.3%																			
11	Young	704	72.2%																			
	Parker	271	27.8%																			
14	Mancini	957	61.0%						51	99	205	301	253	48								
	Fagundes	611	39.0%						30	61	131	189	165	35								
15	DiRuzzo	757	66.8%												2	13	94	298	39	63	30	218
	Martinez	377	33.2%												6	15	86	99	27	68	25	51
WARD COMMITTEE																						
5	Abbate	724	4.4%																			
	Badway	922	5.6%																			
	Catauro	602	3.7%																			
	Corona	671	4.1%																			
	Dettore	723	4.4%																			
	Fargnoli	1,343	8.2%																			
	Holt	701	4.3%																			
	McHugh	918	5.6%																			
	Reddy	781	4.8%																			
	Rigney	767	4.7%																			
	Solomon	1,042	6.3%																			
	Batastini	982	6.0%																			
	Brady	631	3.8%																			
	Brown	731	4.4%																			
	DiCarlo	550	3.3%																			
	Greco	930	5.7%																			
	Grilli	694	4.2%																			
	Lembo	508	3.1%																			
	Lubrano	582	3.5%																			
	O'Donnell	733	4.5%																			
	Richardson	905	5.5%																			

DEMOCRATIC 9-02 PRIMARY

OFFICE	CANDIDATE	TOTAL	%	2860	2861	2862	2863	2869	2807	2837	2838	2839	2844	2846	2855	2858	2864	2866	2870	2871	2879	2896	
				13.3	13.4	13.5	13.6	13.7	14.1	14.2	14.3	14.4	14.5	14.6	15.1	15.2	15.3	15.4	15.50	15.6	15.7	15.8	
	Total	16,440																					
9	Benton	664	9.5%																				
	Bibbs	512	7.3%																				
	Brown-Powell	538	7.7%																				
	Castellanos	590	8.5%																				
	Garcia	736	10.5%																				
	Guzman	589	8.4%																				
	Hill	528	7.6%																				
	Limyadi	438	6.3%																				
	Meehan	444	6.4%																				
	Mial	445	6.4%																				
	Smith	462	6.6%																				
	Anderson	416	6.0%																				
	Jerzyk	283	4.1%																				
	Omisore	334	4.8%																				
	Total	6,979																					
11	Beatty	286	8.0%																				
	Cabral	295	8.2%																				
	Clement	341	9.5%																				
	Depina-Young	346	9.6%																				
	Hicks	288	8.0%																				
	K. Maynard	278	7.7%																				
	R. Maynard	281	7.8%																				
	Perez	376	10.5%																				
	Thurman	281	7.8%																				
	Vileno	278	7.7%																				
	Young	309	8.6%																				
	Whetstone	238	6.6%																				
	Total	3,597																					