

City of Providence
STATE OF RHODE ISLAND AND PROVIDENCE PLANTATIONS

CHAPTER 2013-14


No. 192 **AN ORDINANCE** Making an Appropriation of Three Hundred Twenty Nine Million Seventy Five Thousand and Nine Hundred Fifty Six Dollars (\$329,075,956) for the support of the Providence School Department for the Fiscal Year Ending June 30, 2013, and Amending Ordinance Chapter 2012-34, No. 340, Approved June 12, 2012

EFFECTIVE ~~XXXXXX~~ April 29, 2013



Be it ordained by the City of Providence:

<u>ITEM</u>	<u>ORIGINAL</u>	<u>CHANGE</u>	<u>AMENDED</u>
SALARIES	\$172,721,245	\$7,742	\$172,713,503
SERVICES	64,387,083	13,967	64,373,116
SUPPLIES	5,790,600	1,838	5,788,762
BENEFITS & SPECIAL ITEMS	83,799,953	641	83,799,312
CAPITAL	2,377,075	(24,188)	2,401,263
GRAND TOTAL	\$329,075,956	\$0	\$329,075,956


IN CITY COUNCIL
APR 04 2013
FIRST READING
READ AND PASSED


CLERK

IN CITY
COUNCIL
APR 18 2013
FINAL READING
READ AND PASSED


PRESIDENT

CLERK

Effective without the
Mayor's Signature


Anna M. Stetson
City Clerk

CODE DESCRIPTION

51110	Salaries	166,587,373
51115	Substitute Teachers	5,600,000
51201	Overtime	477,329
51308	After School	48,801

SUBTOTAL SALARIES

\$172,713,503

52910	Auto Allowance	62,725
53201	Diagnosticians	80,000
53202	Speech Therapists	50,000
53203	Occupational Therapists	80,000
53216	Tutoring Service	215,000
53301	Consultants	5,000
53303	Workshops	11,300
53401	Accounting Fees	100,589
53402	Recovery of Attorney Fees	32,000
53406	Miscellaneous Services	238,300
53409	Negotiation/Arbitration	25,000
53410	Police Details	51,585
53411	Medical Fees	21,000
53412	Dental Fees	75,000
53414	Medicaid Services	185,875
53416	Official & Referee Fees	89,256
53501	Data Processing	1,574,927
53502	Other Technical Services	245,991
53701	Laundry & Cleaning	3,500
53705	Postage	116,656
53706	Catering/Food Reimbursement	1,100
54201	Rubbish Disposal Service	344,084
54202	Rental of Snow Removal	450,000
54203	Custodial Services	17,351,465
54205	Rodent & Pest Control	22,000
54310	Non Technology Related Repairs	96,500
54311	Repairs	11,800
54312	Other Repairs	303,997
54313	Repairs to Autos	5,000
54320	Technology Repairs	497,515
54322	Maintenance & Repairs to HVAC	1,900,000
54402	Water	300,000
54403	Telephone	420,000
54405	Sewer Usage Fees	470,710
54406	Installation of Communications	171,650
54407	Internet Connectivity	199,000
54601	Rental of Buildings	79,953
54602	Miscellaneous Rentals	1,000
54604	Graduation Rentals	30,200
54902	Alarm & Fire Safety Services	497,150
54903	Moving & Rigging	45,000
55111	Transportation	12,630,531
55401	Advertising	46,150
55501	Printing	113,531
55610	Tuition to other School Districts	1,160,391
55630	Tuition	14,661,456
55640	Tuition to Educational Services	1,817,134
55660	Tuition to Charter Schools	3,804,340
55802	Board Training	21,000
56202	Gasoline	60,000
56215	Electricity	2,818,983

56404	Subscriptions & Periodicals	38,024
58101	Professional Organizational Fees	127,587
58102	Other Fees	612,161

SUBTOTAL SERVICES

64,373,116

53503	Testing Materials	19,112
56101	Educational Supplies	1,332,733
56105	Board Expenses	14,000
56112	Wearing Apparel	47,800
56113	Graduation Supplies	9,200
56115	Health Supplies	54,208
56116	Athletic Supplies	75,296
56201	Natural Gas	1,980,000
56204	Propane	1,300
56206	Tires	1,800
56207	Maintenance Supplies/Parts	5,000
56209	Fuel	1,335,505
56213	Glass	35,000
56216	Lumber & Hardware	116,500
56217	Plumbing Supplies	20,000
56219	Housekeeping Supplies	2,500
56401	Textbooks	296,142
56402	Library Books	70,275
56403	Reference Books	13,200
56501	Computer Related Supplies	49,508
56406	Non-Public Textbooks	100,000
57311	Technology Software	209,683

SUBTOTAL SUPPLIES

5,788,762

52102	Canada Life Insurance	188,099
52103	Dental Insurance	3,119,527
52105	Disability Insurance	122,016
52108	Teacher Wellness	384,020
52121	Employee Medical	28,330,734
52122	Retiree Medical	7,759,000
52203	State Retirement	16,738,162
52208	City Retirement	5,872,862
52301	FICA	13,212,534
52501	Unemployment	712,500
52720	Workers Compensation	1,700,000
52730	Workers Compensation-Medical	425,000
52902	Employee Assistance Program	37,800
52903	Employee Tuition Reimbursement	17,500
52915	Union Benefits & Pension	3,759,558
55201	Liability Insurance	220,000
58206	Claims	200,000
59101	Transfer to City	1,000,000

SUBTOTAL BEN & SPEC ITEMS

83,799,312

57305	Educational Equipment	86,041
57306	Furniture & Fixtures	208,161
57309	Computer Hardware	2,107,061

SUBTOTAL CAPITAL

2,401,263

GRAND TOTAL

\$329,075,956