

City of Providence

STATE OF RHODE ISLAND AND PROVIDENCE PLANTATIONS

CHAPTER 2003-33

No. 358

AN ORDINANCE establishing a compensation plan for the Providence School Department and repealing Ordinance Chapter 2001-51 approved October 29, 2001.

Approved May 12, 2003

Be it ordained by the City of Providence:

ASSISTANTS¹

2002-2003 ANNUAL SALARY RANGE

Group I	General Assistant	11.27 hr		
	30 hours per week		\$	14,200
	35 hours per week			16,567
	40 hours per week			18,934
Group II	Teacher, Clerical or Security Assistant			
	11.27 1st Step		14,200 -	18,934
	11.71 2nd Step		14,755 -	19,673
	11.92 3rd Step		15,019 -	20,026
Group III	Teacher Assistant I, Clerical or Security Assistant			
	12.15 1st Step		15,309 -	20,412
	12.33 2nd Step		15,536 -	20,714
	12.56 3rd Step		15,826 -	21,101
Group IV	Teacher Assistant II, Clerical or Security Assistant			
	12.78 1st Step		16,103 -	21,470
	13.00 2nd Step		16,380 -	21,840
	13.18 3rd Step		16,607 -	22,142
Group V	Assistant Liaison			
	14.52 1st Step		18,295 -	24,394
	14.85 2nd Step		18,711 -	24,948
	15.18 3rd Step		19,127 -	25,502

CLERKS¹

10 Month Group I	17,686 -	22,795
12 Month Group I	23,057 -	28,165
12 Month Group II	23,879 -	28,987
10 Month Group III	19,048 -	24,158
12 Month Group III	25,104 -	30,213
12 Month Group IV	26,331 -	31,440
12 Month Group V	27,565 -	32,663
12 Month Group VI	35,263 -	41,252

No.

CHAPTER
AN ORDINANCE

IN CITY COUNCIL
[NOV] 7 2002
FIRST READING
REFERRED TO COMMITTEE ON
FINANCE

Michael R. Almed CLERK

THE COMMITTEE ON

Finance
Recommendation - *Be Continued*

2-27-03

3-13-03

THE COMMITTEE ON
FINANCE

Approves Passage of
The Within Ordinance

Ann M. Stoltz

3-31-03

Councilman Jackson, By Request

TEACHERS**2002-2003 ANNUAL SALARY RANGE**

Step 1	31,435
Step 2	33,523
Step 3	35,476
Step 4	39,135
Step 5	42,024
Step 6	44,893
Step 7	47,753
Step 8	50,673
Step 9	53,270
Step 10	59,252
BA + 30	1,955
MA	2,355
MA + 30	2,757
Doctorate	3,157

PRINCIPALS

Master Principal-High School	118,800
Master Principal-Elementary School	104,994
12 Month Principal-High School	118,906
12 Month Principal-Middle School	109,632
12 Month Principal-Elementary School	103,948
High School Principal Coaches	105,231
Middle School Principal Coaches	96,936
Elementary School Principal Coaches	92,847
High School	94,210
Middle School	86,863
Elementary	82,360

ASSISTANT PRINCIPALS

High School	79,871
Middle School	76,731
Elementary	74,420

CERTIFIED ADMINISTRATORS

Superintendent ²		170,000
Chief of Staff	110,000 -	120,000
Chief Academic Officer	110,000 -	120,000
Chief Operations Officer	110,000 -	120,000
Assistant Superintendent of Curriculum, Instruction & Prof Development		104,579
Assistant Superintendent of Special Services		104,579
Executive Director of Support Services & Business Operations		104,579
Executive Director of Curriculum, Instruction and Professional Development		104,579
Executive Director of Special Education		104,579
Executive Director of Student Support Services		104,579
Executive Director of Transportation & Facilities		104,579
Dean of Teaching & Learning		89,766
Instructional Facilitator		89,766
Director of Alternate Learning Project		89,766
Director of Career Technology		89,766
Director of Drop-Out Prevention and Recovery		89,766
Director of External Funding		89,766
Director of Guidance & Support Services		89,766
Director of Health Science & Technology Academy		89,766
Director of Instructional Planning and Development		89,766
Director of Instructional Technology		89,766
Director of Language and Culture		89,766
Director of Middle Level Instruction		89,766
Director of Providence Academy of International Studies		89,766
Director of Research and Assessment		89,766
Director of School Operations and Student Support		89,766
Director of Visual and Performing Arts Academy		89,766
Administrator/Supervisor Nursing		88,048
Administrator/Supervisor of Health and Physical Education		88,048
Birch Vocational School Coordinator		84,678
Supervisor of Special Education		84,678
Providence Place Mall Academy Coordinator		84,678
Coordinator of Research and Assessment		74,302

Early Childhood Coordinator	74,302
Math Coordinator	74,302
Reading Coordinator	74,302
Coordinator/Administrator 10 month	65,348

NON-CERTIFIED ADMINISTRATORS**2002-2003 ANNUAL SALARY RANGE**

Chief Legal Counsel	120,000 -	130,000
Senior Executive Director of Human Resources	110,000 -	120,000
Chief Financial Officer	110,000 -	120,000
Senior Director of Finance and Operations		104,579
Executive Director of Transportation & Facilities		104,579
Senior Director of Information Services		104,579
Senior Administrator for Human Resources		87,129
Controller	70,720 -	81,120
Senior Budget Officer	62,400 -	72,800
Policy and Public Affairs Administrator		72,800
Facilitator of Communications	62,400 -	72,800
Facilitator of Family and Community Partnerships	62,400 -	72,800
Facilitator of Development	62,400 -	72,800
Facilitator of Public Engagement	62,400 -	72,800
Facilitator of Student Placement	62,400 -	72,800
Facilitator of Youth Opportunities	62,400 -	72,800
Human Resource Manager	62,400 -	72,800
Business Manager	60,320 -	70,720
Expediter of Purchasing and Supplies	54,065 -	61,742
Plant Operations Coordinator	51,212 -	60,312
Plant Maintenance Coordinator	51,212 -	58,743
Supervisor of Payroll and Personnel Related Matters	45,496 -	56,810
Supervisor of Food Services	45,496 -	55,332
Supervisor of Transportation	43,525 -	52,937
Budget Officer	43,010 -	49,837
Assistant Supervisor of Transportation	37,395 -	43,288
Support Services Administrator	34,464 -	43,162
Student Registration and Data Specialist	37,073 -	42,462
Affirmative Action/EEO Administrator		40,827

OTHER POSITIONS


2002-2003 ANNUAL SALARY RANGE

Administrative Assistant	28,071 -	31,136
Assistant Grant Writer		30,000
Budget Analyst	32,240 -	38,480
Bus Monitor		16,248
Certified Occupational Therapy Assistant	21,223 -	35,755
Child Care Worker (230 day)	21,949 -	25,125
Child Care Worker (School Year)	20,040 -	22,940
Class A Foreman	30,619 -	37,231
Community Transition Liaison	29,503 -	33,909
Computer Management Specialist	45,316 -	52,441
Computer Service Specialist	37,073 -	42,462
Child Opportunity Zone Specialist	45,417 -	58,961
Education Technology Specialist		50,000
Executive Aide to the Chief of Staff		31,000
Executive Aide to the School Board		41,192
Executive Aide to the Superintendent		37,474
Expediter of Educational Technology	40,908 -	48,589
Foreman		43,160
Head Custodian - High Schools	30,619 -	37,231
Human Relations Specialist I	14,946 -	19,822
Human Relations Specialist II	15,941 -	21,941
Human Relations Specialist III	17,180 -	24,079
Human Relations Specialist IV	23,598 -	26,809
Human Resource Specialist	43,135 -	51,264
Human Resources Attorney		39,520
Job Coach - 230 day	19,361 -	23,791
Lab Technician	14,946 -	18,211
Medicaid Specialist		37,500
Occupational Therapist	33,800 -	56,680
Parent Coordinator		27,000
Physical Therapist	33,800 -	56,680
Placement Officer		31,200
ROTC Officer	38,587 -	44,884
Route Foreman	25,547 -	31,738
School Board Attorney		48,000
School Board Chairperson		4,500
School Board Member		3,500
School Lunch Aides		7.18/hr
Senior Placement Officer		35,360
Shower Matron	14,204 -	21,473
Student Relations Administrator		50,000
Technology E-Mail Administrator	52,442 -	59,800
Water Safety Instructor	23,902 -	30,678



¹ Reflects base salary. Does not include extension of the school year.

² Subject to change based upon personal contract.


IN CITY COUNCIL
APR 22 2003
FIRST READING
READ AND PASSED


Michael R. Clement

IN CITY COUNCIL
MAY 1 2003
FINAL READING
READ AND PASSED


John S. Guback
PRESIDENT

Michael R. Clement
CLERK

APPROVED


5/12/03
MAYOR