

CITY OF PROVIDENCE
RHODE ISLAND

LAW DEPARTMENT

WILLIAM E. MCCABE

CITY SOLICITOR

JAMES J. CORRIGAN

FRANCIS D. McMANUS

HARRY GOLDSTEIN

VINCENT A. RAGOSTA

ASSISTANTS

GUERRINO A. BROSCO

INVESTIGATOR

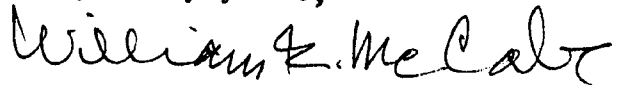
January 12, 1960.

To the Honorable Members of the City Council
City Hall
Providence, R. I.

Gentlemen:

I am submitting herewith for your approval two bonds
one covering Assistant City Collector and the other covering
various designated employees of the City, both of which have
been approved by me.

Very truly yours,

WILLIAM E. MCCABE
City Solicitor

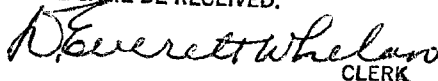

WEM:M

enclosure

IN CITY COUNCIL

JAN 21 1960

READ:

WHEREUPON IT IS ORDERED THAT
THE SAME BE RECEIVED.
CLERKReceived of City Clerk above listed Bond
January 26, 1960

A N N U A L R E P O R T

OF THE

B U R E A U O F L I C E N S E S

Year ending December 31, 1959.

Honorable Walter H. Reynolds
Mayor of Providence
City Hall, Providence, R. I.

Dear Mayor Reynolds:

The Bureau of Licenses submits herewith a report of its activities for the year ending December 31, 1959.

The Bureau has authorized the issuance of 13,121 licenses of various types, has held approximately one hundred informal hearings, and there were one hundred and forty-four licensees warned for minor violations without hearings. The Bureau conducted fifty-six hearings at which licensees violating the provisions of the law and the Rules and Regulations of the Bureau of Licenses have been summoned before the Bureau and disposition made of the cases as follows:

Licenses suspended

6	Class A - Retailer's
12	Class B - Victualer
8	Class C - Beverage
1	Class D - Club
<u>1</u>	Hackney Carriage Driver
28	Total

Licensees Reprimanded

4	Class A - Retailer's
1	Class B - Tavern
6	Class B - Victualer
9	Class C - Beverage
1	Class D - Club
1	Pool-Billiard Table
<u>1</u>	Sunday Sales
23	Total

License Revoked

1 Private Detective

Licensees found Not Guilty after Hearings

2 Class B - Victualer

2 Class C - Beverage

4 Total

License surrendered in lieu of standing trial

1 Hackney Carriage Driver

Eleven remonstrances filed against the granting of licenses were considered and after investigation by the Police Department were disposed of as follows:

5 applications granted

5 applications denied

1 application tabled

The following is a detailed statement of all moneys received from licenses issued during the year ending December 31, 1959:

Intoxicating Beverage Licenses

Class A - Retailer's	174	\$87,000.00
Class B - Tavern	7	10,700.00
Class B-Victualer	115	115,000.00
Class B - Limited	2	400.00
Class C - Beverage	182	91,000.00
Class D - Club (\$100.)	2	200.00
Class D - Club (\$250.)	33	8,250.00
Class E - Druggist	44	440.00
Class F - 24 Hour	59	590.00
		<u>\$313,580.00</u>

Business and Non-Business Licenses

Taverns, 1st Class	2	200.00
Taverns, 2nd Class	5	375.00
Taverns, 3rd Class	13	650.00
Laundry	248	2,480.00
Parking, Suncays	35	1,060.00
Sunday Sales	857	8,610.00
Hawkers & Peddlers	97	437.00
Junk Gatherers	10	50.00
Second-Hand Stores	261	6,525.00
Foundrymen	3	15.00
Junk Shops	29	725.00
Pawnbrokers	6	600.00
Police Constables With Power	27	675.00
Police Constables Without Power	20	500.00
Private Detectives	15	375.00
Permit to Carry Weapons	21	42.00
Hackney Carriage Power Vehicle	182	1,820.00
Hackney Carriage Drivers License	526	526.00
Vehicle License	248	496.00
Pistols & Revolvers Retail	4	20.00
Intelligence Office, 1st Class	11	550.00
Intelligence Office, 3rd Class	1	5.00
Show and Dance	1,659	11,646.00
Pool Tables	9	750.00
Bowling Alleys	19	1,805.00
Athletic Exhibitions on Sunday	24	240.00
Bingo	357	2,449.00
Explosives	2	4.00
		<u>43,630.00</u>

City Licenses, State of Rhode Island

Pool Tables		\$250.00	
Bowling Alleys		<u>967.50</u>	1,217.50

Dog Licenses

Dogs	3,840	5,767.00	
Kennels	11	<u>110.00</u>	5,877.00

Badge and Plate Fund

Peddlers Badges	154	77.00	
Junk Gatherers Badges	22	11.00	
Police Constable Badges	3	1.50	
Newsboys Badges	43	13.25	
Hack. Carriage Drivers Badges	524	262.00	
Hack. Carriage Markers	182	91.00	
Truck Markers	248	124.00	
Peddlers Tags for 1 Day license	<u>12</u>	<u>2.40</u>	582.15

Departmental Credits

Transfer Licenses	121	1,840.00	
Registration Fees on Dog licenses	<u>3,840</u>	<u>576.00</u>	<u>2,416.00</u>

Totals	1,188	13,121	\$367,302.65
--------	-------	--------	--------------

Respectfully submitted,

Joseph E. Scenicis
Chairman and Secretary,
Bureau of Licenses

IN CITY COUNCIL

JAN 21 1960

READ:

WHEREUPON IT IS ORDERED THAT
THE SAME BE RECEIVED.

W. Everett Whelan
CLERK

FILED

JAN 21 10 42 AM '60

CITY CLERK'S OFFICE
PROVIDENCE, R. I.

RECEIVED
CITY CLERK'S OFFICE
JAN 21 1960

RECEIVED
CITY CLERK'S OFFICE
JAN 21 1960

RECEIVED

RECEIVED

RECEIVED

RECEIVED

RECEIVED
CITY CLERK'S OFFICE
JAN 21 1960

RECEIVED
CITY CLERK'S OFFICE
JAN 21 1960

RECEIVED
CITY CLERK'S OFFICE
JAN 21 1960

RECEIVED

RECEIVED
CITY CLERK'S OFFICE
JAN 21 1960

RECEIVED
CITY CLERK'S OFFICE
JAN 21 1960

RECEIVED

RECEIVED

RECEIVED

RECEIVED

RECEIVED

RECEIVED

RECEIVED

RECEIVED

RECEIVED
CITY CLERK'S OFFICE
JAN 21 1960

To The Honorable Walter H. Reynolds, Mayor
To The Honorable The City Council

Annual Report of the
Department of Public Welfare for the
Twelve Months Ended September 30, 1959

January 21, 1960

To the Honorable Walter H. Reynolds, Mayor, and the Honorable the City Council:

In compliance with the Charter of the City of Providence and with Chapter 2, Section 179 $\frac{1}{2}$, of the Ordinances of the City of Providence I submit herewith the Annual Report of the Department of Public Welfare for the fiscal year ended September 30, 1959.

FOREWORD

The case load and expenditures of the Department of Public Welfare followed the typical twelve months pattern. The upward trend in costs started in November and reached a peak for the week ended April 2, 1959. The subsequent decline continued to the low point of the week ended August 27, 1959. The Cash Direct Relief expenditure for the first week of the fiscal year was \$31,848.03. At the high point it was \$38,071.25. The total for the last week of the fiscal year was \$28,612.17. The fact that costs for the last week of the fiscal year were below those of the initial week reflects the improvement in the labor market. An increase in job opportunities contributed considerably to the decline. A further factor was our firm policy of transferring General Public Assistance cases to other programs of Assistance as quickly as eligibility permits.

The Department's social service and clerical staffs were expanded. This was accomplished in cooperation with the Division of Public Assistance of the State Department of Social Welfare. Through additional City and State positions we have been enabled to reduce the size of case loads for social case workers and to provide more intensive service in family and problem units.

Since the early 1930's the Department of Public Welfare has operated district offices. We have five in addition to our centrally located administrative office. The original objectives of the district system were to provide accessibility of services and, due to the lack of space in the old Haymarket Street building, to adjust to the heavy demands brought about by the economic conditions of that time.

In 1951 I proposed that consideration be given to the termination of the district system and that welfare operations be consolidated in an office building on the perimeter of the City center. Circumstances then and later thwarted progress of the recommendation. We do not wish to cling to things simply because we have become accustomed to them. Thus, a revival of the subject seems warranted in the light of current conditions.


Since the thirties we have come through more than a quarter century of vast and varied changes. Near at hand we speak of freeways, redevelopment, urban renewal. We see that change on the one hand frequently brings about change on another. Our public transportation system is one example in point. In turn, we find ourselves with offices which once provided accessibility for the many, no longer serving that objective. Today, more than ever, the central City best affords accessibility to the majority of our clients. This is a significant development to a welfare agency when we consider that accessibility is the initial consideration for its location.

There are other aspects of this proposal which are of no small consequence. Beyond the fact that adequate fulfillment of function requires maintaining pace with the economy and society within which we operate, we have a constant concern with how we can do things better and/or more economically. Organizational structure has the primary influence on administrative processes. Few would deny that consolidation of our operations would furnish a number of advantages in both the area of management and that of social service. One desirable attainment, that of greater overall coordination, is of itself an objective to be coveted.

Along with you I am mindful of the interplay of many considerations affecting the activation of any proposal regardless of merit. However, in the overall planning for the City of Providence I wish to suggest a critical evaluation of this recommendation.

To you Mayor, and to our Fiscal Officers, I am indebted for counseling and guidance. To Members of The City Council I am grateful for encouragement and support. I would be remiss if I failed to express gratitude to the staff of the Department for continued effort and accomplishment throughout the year.

Respectfully submitted,



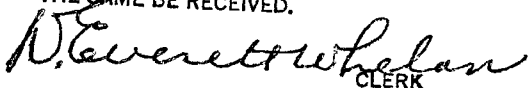
James V. McGovern, Director
Department of Public Welfare

IN CITY COUNCIL

JAN 21 1960

READ:

WHEREUPON IT IS ORDERED THAT
THE SAME BE RECEIVED.


CLERK

STATEMENT OF EXPENDITURES

For the Fiscal Year Ended September 30, 1959

	Personal Services	Services Other Than Personal	Materials & Supplies	Special Items	Equipment Outlay	Totals
Welfare Activities						
Welfare Administration	\$43,342.62	\$ 259.22	\$ 359.55			\$ 43,961.39
General Public Assistance Administration	274,828.89	19,010.27	9,762.20	11.27	7,808.92	311,421.55
General Public Assistance Home Relief		404,490.63	140,761.52	1,747,932.99		2,293,185.14
Total Welfare Activities	\$318,171.51	\$423,760.12	\$150,883.27	\$1,747,944.26	\$7,808.92	\$2,648,568.08

DETAILS OF EXPENDITURES

For the Fiscal Year Ended September 30, 1959

Welfare Activities

Welfare Administration

Personal Services

001 Salaries - Permanent Positions

Total

\$43,342.62

\$43,342.62

Services Other Than Personal

109 Fees not Otherwise Classified - Including

Automobile Registration and License

115 Transportation of Persons - Conventions

117 Travel Subsistence - Conventions

144 Repairs to Automobiles and Trucks (Municipal Garage)

Total

2.00

52.44

120.00

84.78

259.22

Materials and Supplies

211 Motor Fuel

212 Lubricants

213 Tires and Tubes

Total

258.00

6.71

94.84

359.55

Total Welfare Administration

\$43,961.39

DETAILS OF EXPENDITURES

For the Fiscal Year Ended September 30, 1959

General Public Assistance - Administration

Personal Services

001 Salaries - Permanent Positions
002 Salaries - Temporary Positions
Total

\$273,468.89
1,360.00

\$274,828.89

Services Other Than Personal

102 Medical Services
109 Fees Not Otherwise Classified
111 Telephone and Telegraph
112 Postage, Freight and Express
114 Automobile Allowance
115 Transportation of Persons - Conventions
116 Transportation (Social Workers)
117 Travel Subsistence - Conventions
118 Travel Subsistence - Other
121 Printed Reports
122 Advertising
131 Heat, Light and Power
134 Water - Payments to Water Supply Board
141 Repairs to Office Machinery, Furniture, Furnishings
146 Repairs to Plant Equipment
149 Repairs to Other Equipment
150 Repairs to Buildings
151 Maintenance and Servicing
152 Repairs to Highways and Highway Structures
161 Rental of Office Machinery and Equipment
163 Rental of Other Equipment
164 Equipment Rental (Public Works Revolving Fund)
181 Laundry and Cleaning
183 Dues and Subscriptions
199 Miscellaneous Services Not Otherwise Classified
Total

90.23
7,623.70
1,664.00
480.00
180.10
1,075.76
100.00
64.35
173.82

4,463.58
238.06
609.59
14.80
881.81
204.90
116.97
52.35
3.60
270.00
252.50
117.00
64.65
268.50

19,010.27

DETAILS OF EXPENDITURES - continued

For the Fiscal Year Ended September 30, 1959

Materials and Supplies		
201 Stationery, Printed Forms and Office Supplies	\$4,025.11	
202 Small Tools and Shop Supplies	4.27	
203 Educational and Recreational Supplies	8.95	
222 Repair Parts and Supplies for Plant Equipment	-----	
232 Pharmaceuticals	87.47	
241 Fuel	4,389.73	
244 Household Supplies and Minor Equipment	1,075.50	
259 Landscaping Supplies	59.49	
262 Cement, Plaster and Related Products	6.63	
266 Lumber and Hardware	43.84	
267 Paint and Painter's Supplies	34.97	
268 Plumbing and Electrical Supplies	14.77	
279 Water System Materials and Supplies Not Otherwise Classified	11.47	
299 Miscellaneous Materials and Supplies	-----	
Total		9,762.20
Special Items		
302 Liability Insurance	11.27	
Total		11.27
Capital Outlay		
501 Office Furniture, Machinery and Equipment	7,787.92	
502 Books, Maps and Charts	21.00	
Total		7,808.92
Total General Public Assistance - Administration		\$311,421.55

DETAILS OF EXPENDITURES

For the Fiscal Year Ended September 30, 1959

General Public Assistance - Home Relief Grants

Services Other Than Personal	
102 Medical Services	\$73,061.00
116 Transportation	315.41
131 Heat, Light and Power	-----
169 Rentals Not Otherwise Classified	2,003.22
184 Hospitalization	206,835.12
185 Burials	22,055.00
199 Miscellaneous Services Not Otherwise Classified	220.88
Total	<u>\$404,490.63</u>

Materials and Supplies	
204 Wearing Apparel and Personal Supplies	52.53
231 Medical, Chemical and Laboratory Supplies	10,208.88
232 Pharmaceuticals	51,528.19
241 Fuel	2,126.15
242 Food	76,845.77
244 Household Supplies and Minor Equipment	-----
299 Miscellaneous Materials and Supplies	-----
Total	<u>140,761.52</u>

Special Items	
351 Cash Direct Relief	1,747,932.99
Total	<u>1,747,932.99</u>
Total	<u>\$2,293,185.14</u>

Grand Total - Welfare Activities \$2,648,568.08

BUREAU OF DOMESTIC RELATIONS
October 1, 1958 to September 30, 1959

Non-support of Minor Children
 Out of Wedlock proceedings
 Hospital expenses in Out of Wedlock proceedings
 Settlements made in Out of Wedlock proceedings

Payments received
\$36,085.30
 24,537.40
 2,702.80
 10,975.00
\$74,300.50

Complaints

Non-support of Minor Children 54
 Out of Wedlock 200

Activity

Arraignments 73
 Appeals 5
 Capias 13
 Discontinuances (misc.) 188
 Discontinuances (court) 21
 Referrals to Investigating Unit 37
 Court hearings on motions
 under Reciprocal Support Law, etc. 95
 Minors Permit to Marry 8
 Releases (settlements) 13
 Reciprocal Support action
 to other States 9
 Trials, Hearings 146
 Warrants issued 58

Arraignments, Hearings, Trials approximated 219

ANNUAL REPORT

OF THE

CITY TREASURER

OF THE

CITY OF PROVIDENCE

RHODE ISLAND

September 30, 1959



INDEX

Exhibit A—General Fund—Statement of Cash Receipts and Disbursements for Fiscal Year Ending September 30, 1959

Exhibit B—School Fund—Statement of Cash Receipts and Disbursements for Fiscal Year Ending September 30, 1959

Exhibit C—Statement of Trust and Special Funds, September 30, 1959

Exhibit D—Capital Fund, Statement of Cash Receipts and Disbursements for Fiscal Year Ending September 30, 1959

Exhibit E—Statement of Net Debt, September 30, 1959


THE CITY OF PROVIDENCE

CITY TREASURER'S REPORT
September 30, 1959

TO THE HONORABLE THE CITY COUNCIL:

The undersigned, herewith presents a report of the cash transactions and/or balances of all funds together with a report of net debt, September 30, 1959.

Respectfully submitted,



MICHAEL N. CARDARELLI,
City Treasurer

IN CITY COUNCIL

JAN 21 1960

READ:

WHEREUPON IT IS ORDERED THAT
THE SAME BE RECEIVED.



CLERK

EXHIBIT A**CITY OF PROVIDENCE****GENERAL FUND****Statement of Cash Receipts and Disbursements for
Fiscal Year Ending September 30, 1959**

Cash Balance, October 1, 1958		\$921,491.49
Cash Receipts:		
Revenue Receipts	\$35,203,384.23	
Non-Revenue Receipts	69,794.32	
Investments Sold	10,950,212.34	46,223,390.89
		<hr/>
		\$47,144,882.38
Cash Disbursements:		
Revenue Payments	\$33,420,057.88	
Liquidation of Prior Year Encum- brances	720,631.16	
Reserve for Revenue for Extraordi- nary Expenditures of year 1958- 1959	745,239.61	
Non-Revenue Payments:		
Investments Purchased	10,950,212.34	
Others	527,967.63	46,364,108.62
		<hr/>
CASH BALANCE, September 30, 1959.....		<hr/> <hr/> \$780,773.76

EXHIBIT B**CITY OF PROVIDENCE****SCHOOL FUND****Statement of Cash Receipts and Disbursements for
Fiscal Year Ending September 30, 1959**

Cash Balance, October 1, 1958		\$965,453.72
Cash Receipts:		
Revenue Receipts	\$2,204,111.27	
Appropriation Receipts	8,106,929.96	
Non-Revenue Receipts		10,311,041.23
		<hr/>
		\$11,276,494.95
Cash Disbursements:		
Revenue Payments	\$9,759,757.01	
Non-Revenue Payments		
Liquidation of Prior Year Encum- brances	703,694.46	10,463,451.47
		<hr/>
CASH BALANCE, September 30, 1959.....		<hr/> <hr/> \$813,043.48

CITY OF PROVIDENCE

Statement of Trust and Special Funds, September 30, 1959

EXHIBIT C

	Cash	Investments	Real Estate	Total Fund
	\$	\$		\$
Anthony, Senator Henry B.—Prize Fund.....	0.00	3,000.00		3,000.00
Anthony, Henry B.—Public Fountain Fund.....	5,040.96			5,040.96
Automobile Accident Insurance.....	5,223.75	20,000.00		25,223.75
Barnes, Ellen R.—Trust Fund.....	1,843.35			1,843.35
Bragunn, Mary Swift—Fund.....	807.79	2,400.00		3,207.79
Central Purchasing Revolving Fund.....	21,456.50			21,456.50
City Licenses Due State.....	1,303.75			1,303.75
Davis Park Playground.....	33,795.30			33,795.30
Deposit and Refund.....	5,236.45			5,236.45
Dexter Donation Trust Fund.....	14,789.54	358,500.00	\$ 179,560.00	552,849.54
Dexter, Ebenezer Knight Trust Fund, City of Providence, Trustee.....	5,643.40	23,065.39		28,708.79
Dexter, Ebenezer Knight Trust Fund, City of Providence, Trustee— Income Acct.	559.44	992,660.64		993,220.08
Dog Licenses.....	46,007.83			46,007.83
Employees' Defense Savings Account.....	1,507.60			1,507.60
Employees' Retirement System.....	18,706.90			18,706.90
Employees Retirement System of State of Rhode Island.....	242,377.23	(B)21,098,826.30		21,341,203.53
Employees Suggestion Awards.....	0.00			0.00
Employees' Withholding Tax.....	866.00			866.00
Fire Insurance Fund.....	127,447.66			127,447.66
Gould, Elizabeth Angell.....	342.79	8,000.00		8,342.79
Gould, Elizabeth Angell—Fund Income.....	168.75	100,000.00		100,168.75
Gould, Marshall H.—Fund.....	411.19			411.19
Gould, Marshall H.—Fund Income.....	0.00	5,000.00		5,000.00
Gould, Marshall H.—Fund Income.....	1,582.90			1,582.90
Hospital Service Corporation of Rhode Island.....	1,136.82			1,136.82
King, Abby A.—Trust Fund.....	7,226.41	11,036.22		18,262.63
King, Abby A. Trust Fund Income.....	3,921.37			3,921.37

Lower South Providence Recreation.....	70.00			70.00
Lower South Providence School Rents.....	232.50			232.50
Man, Anna H.—Trust Fund.....	9,888.02	247,600.00	41,260.00	298,748.02
Man, Anna H.—Trust Fund Income.....	0.00			0.00
Municipal Garage Revolving.....	29,302.82			29,302.82
New Water Main Account.....	0.00			0.00
North Burial Ground.....	3,143.36			3,143.36
North Burial Ground—Perpetual Care Fund.....	1,155.33	596,786.61		597,941.94
North Burial Ground—Perpetual Care Fund Income.....	0.00			0.00
Police Pistol Range.....	6,704.26			6,704.26
Potter, Gladys—Trust Fund.....	0.00	11,000.00		11,000.00
Potter, Gladys Trust Fund Income.....	0.00			0.00
*Premium on Bonds Issued.....	9,216.94	0.00		9,216.94
Providence Civilian Defense Council.....	17,755.87			17,755.87
Providence Junior Police Camp.....	594.07			594.07
Providence Lodge #3, Fraternal Order Police.....	0.00			0.00
Public School Estates—Revolving Fund.....	191.04			191.04
Public Works—Highways—Curbs.....	6,575.59			6,575.59
Public Works—Highway Grading.....	1,045.58			1,045.58
Public Works Construction and Maintenance Equipment Shop and Stores Revolving Fund.....	117,636.50			117,636.50
Public Works Sanitation Equipment Shop and Store Revolving Fund.....	36,544.60			36,544.60
Public Works Sewer Construction and Maintenance Equipment Shop and Stores Revolving Fund.....	16,451.49			16,451.49
Redevelopment Transfer Fund.....	0.00			0.00
Reserve for Social Security Taxes.....	59,575.68			59,575.68
Roberts Expressway—Property Owners' Escrow Funds.....	170.91			170.91
Roger Williams Park—Repairs to Greenhouses.....	0.00			0.00
School Committee Special Memorial.....	7,095.68			7,095.68
Sewer Fees—Lubec Street.....	913.16			913.16
Sinking Fund.....	34,750.55	11,709,377.16		11,744,127.71
Smith, Charles H.—City of Providence Trustee u/w.....	110,343.56	(A) 5,163.70	1,022,800.00	1,138,307.26
Smith, Charles H.—Revolving Fund.....	5,025.00			5,025.00

CITY OF PROVIDENCE
Statement of Trust and Special Funds, September 30, 1959

	Cash	Investments	Real Estate	Total Fund
	\$	\$		\$
Smith, Charles H.—Trust Fund.....	0.00	1,000.00		1,000.00
Smith, Charles H. Trust Fund—Roger Williams Park.....	5,635.84			5,635.84
Smith, Charles H. Trust Fund—Roger Williams Park Unallotted Income.....	0.00			0.00
Smith, Charles H. Trust Fund Income.....	37.50			37.50
Special Assessments Highway—Curbing—Grading.....	2,237.94			2,237.94
State Sales Tax, Water.....	14,052.59			14,052.59
Tillinghast Donation.....	26.00	174.00		200.00
Tillinghast Donation Income.....	0.00			0.00
Tingley, Samuel H.—Trust Fund.....	1,270.75	109,600.00		110,870.75
Tingley, Samuel H.—Trust Fund Income.....	0.00			0.00
Unclaimed Estates.....	34,411.46	114,000.00		148,411.46
Unclaimed Estates Fund Income.....	0.00			0.00
United Fund Inc.	0.00			0.00
Valley View Housing Reserve.....	1,513.07	115,000.00		116,513.07
Vinton, Emmeline Owen Fund.....	520.80			520.80
Vinton, Emmeline Owen Fund Income.....	118.03			118.03
Vinton, Frederick Arnold, M.D. Fund.....	520.80			520.80
Vinton, Frederick Arnold, M.D., Fund Income.....	118.05			118.05
Water Deposits.....	0.00			0.00
Water Stores Revolving Fund.....	37,721.20			37,721.20
Water Transmission and Distribution.....	0.00			0.00
Water Works Depreciation and Extension.....	238,040.76	554,803.35		792,844.11
TOTALS	\$1,358,010.98	\$36,086,993.37	\$ 1,243,620.00	\$38,688,624.35

(A) Trust Deposit with Rhode Island Hospital Trust Co.

(B) Includes Loans to Employees in the amount of \$206,766.36.

*For Retirement of Bonded Debt.

Note—Encumbrances at September 30, 1959 are not reflected in above Fund Balance.

EXHIBIT D

CITY OF PROVIDENCE
CAPITAL FUND

September 30, 1959

	Cash Balance Sept. 30, 1958	Receipts	Totals	Disbursements	Cash Balance Sept. 30, 1959
Alterations Neutaconkanut Pumping Station.....	\$53,448.50	0.00	\$ 53,448.50	\$ 38,182.50	\$ 15,266.00
Atwood Ave. Main Reinforcement.....	2,993.43	0.00	2,993.43	2,993.43	0.00
Bonds Matured.....	0.00	1,009,110.50	1,009,110.50	1,009,110.50	0.00
City Council Chamber.....	18,000.00	0.00	18,000.00	0.00	18,000.00
Classical High School Fire Damage Fund I.....	1,238.48	16,200.00	17,438.48	2,415.39	15,023.09
Classical High School Fire Damage Fund II.....	4,751.99	80,000.00	84,751.99	84,351.65	400.34
College Hill Demonstration D-1.....	14,354.08	5,006.00	19,360.08	19,248.00	112.08
Construction of Aqueduct Reservoirs.....	1,374.75	8,000.00	9,374.75	9,374.75	0.00
Danforth Street School.....	0.00	91,000.00	91,000.00	78,971.36	12,028.64
Debt Service Willard Center II.....	0.00	43,778.42	43,778.42	0.00	43,778.42
Dog Incinerator Building Fire Damage.....	0.00	2,500.00	2,500.00	0.00	2,500.00
Downtown Area Project D-2.....	19,887.16	57,641.00	77,528.16	48,385.90	29,142.26
Dutch Elm Disease Control.....	7,574.32	10,000.00	17,574.32	6,916.00	10,658.32
East Side Reinforcement Mains.....	120,444.72	0.00	120,444.72	120,444.72	0.00
Erco Real Estate Purchase.....	0.00	97,500.00	97,500.00	95,000.00	2,500.00
Fox Point School.....	852.15	0.00	852.15	0.00	852.15
Garbage Incinerator Turbines Repair.....	70,000.00	22,000.00	92,000.00	26,712.95	65,287.05
1956 Highway.....	42,735.77	108,000.00	150,735.77	145,461.99	5,273.78
1958 Highway.....	0.00	10,000.00	10,000.00	115.28	9,884.72
Highway Special III.....	237,893.39	48,250.20	286,143.59	261,707.15	24,436.44
Highway—Huntington Avenue.....	0.00	700,000.00	700,000.00	700,000.00	0.00
1956 Highway West River Highway.....	13,535.21	240,000.00	253,535.21	220,171.91	33,363.30
Inserting New Valves.....	1,258.21	30,000.00	31,258.21	0.00	31,258.21
Joslin Street School.....	6,697.63	800,000.00	806,697.63	708,833.78	97,863.85
Modernizing School Buildings I.....	5,501.49	0.00	5,501.49	4,836.72	664.77
Modernizing School Buildings II.....	160,437.91	0.00	160,437.91	129,395.70	31,042.21
Modernizing School Building III.....	35,506.64	739,249.32	774,755.96	683,148.05	91,607.91
Municipal Dock Repair.....	380.65	0.00	380.65	0.00	380.65
Municipal Garage Warehouse.....	643.75	2,000.00	2,643.75	2,298.77	344.98

**CITY OF PROVIDENCE
CAPITAL FUND**

September 30, 1959

	Cash Balance Sept. 30, 1958	Receipts	Totals	Disbursements	Cash Balance Sept. 30, 1959
New Valves Neutaconkanut Conduit.....	1,516.00	0.00	1,516.00	1,516.00	0.00
Ohneyville Square Repair.....	4,511.46	27,500.00	32,011.46	32,011.46	0.00
Public Works Garage	26,925.07	0.00	26,925.07	2,000.00	24,925.07
Public Works Highway Office Building and Garage.....	0.00	130,000.00	130,000.00	99,088.71	30,911.29
Recreation II	293,199.24	1.00	293,200.24	220,454.88	72,745.36
Recreation III	0.00	120,000.00	120,000.00	114,659.01	5,340.99
Recreation Willard Center	23,327.64	0.00	23,327.64	23,327.64	0.00
Redevelopment Act of 1956 for Lead Tract and Appurtenances— West River	0.00	90,000.00	90,000.00	17,617.50	72,382.50
Redevelopment Act of 1956, No. II.....	6,779.20	347,500.00	354,279.20	341,886.87	12,392.33
Relocation of Main at Branch Ave. Railroad Crossing.....	4,734.44	0.00	4,734.44	4,734.44	0.00
Roberts Expressway	93,365.28	0.00	93,365.28	0.00	93,365.28
Roger Williams Park Bridge Reconstruction.....	16,693.48	0.00	16,693.48	16,693.48	0.00
Roger Williams Park Casino Fire Damage Fund.....	456.00	0.00	456.00	0.00	456.00
School Athletic Fields	222.42	2,500.00	2,722.42	2,385.29	337.13
School Building Administration Fire Damage.....	45,000.00	143,627.12	188,627.12	187,735.78	891.34
South Providence School No. I.....	75,482.95	0.00	75,482.95	16,153.69	59,329.26
South Providence School No. II.....	0.00	175,000.00	175,000.00	127,587.25	47,412.75
Sewage Treatment Plant Loan I.....	244,191.25	0.00	244,191.25	149,816.38	94,374.87
Sewage Treatment Plant Loan II.....	3,915.96	165,590.97	169,506.93	108,493.67	61,013.26
1956 Sewer	34,158.33	102,000.00	136,158.33	134,790.68	1,367.65
Traffic Signal Installation	14,042.66	0.00	14,042.66	2,372.12	11,670.54
Water Distribution Reservoir.....	0.00	31,000.00	31,000.00	15,382.52	15,617.48
Water Purification Works Improvements.....	0.00	20,000.00	20,000.00	16,247.34	3,752.66
Miscellaneous Water Works Depreciation and Extension Fund.....	53,771.04	60,000.00	113,771.04	39,093.28	74,677.76
TOTALS	\$1,761,802.65	\$5,534,954.53	\$7,296,757.18	\$6,072,124.49	\$1,224,632.69

EXHIBIT E**CITY OF PROVIDENCE****Statement of Net Debt
September 30, 1959**

	Notes	Bonds	Total
Gross Debt, Oct. 1, 1958.....	\$5,326,856.91	\$54,781,500.00	\$60,108,356.91
Additions	3,914,000.00	<u> </u>	<u>3,914,000.00</u>
	<u>\$9,240,856.91</u>	<u>\$54,781,500.00</u>	<u>\$64,022,356.91</u>
Reductions	110,000.00	4,128,500.00	4,238,500.00
	<u> </u>	<u> </u>	<u> </u>
Gross Debt, Sept. 30, 1959	\$9,130,856.91	\$50,653,000.00	\$59,783,856.91
Sinking Fund, Premium, Valley View Housing and Debt Service Wil- lard Center II	<u> </u>	11,910,636.14	<u>11,910,636.14</u>
Net Debt, Sept. 30, 1959..	<u>\$9,130,856.91</u>	<u>\$38,742,363.86</u>	<u>\$47,873,220.77</u>

Composition of Net Debt

General City Debt	\$9,130,856.91	\$35,972,536.44	\$45,103,393.35
*Water Debt	<u> </u>	2,769,827.42	<u>2,769,827.42</u>
Totals	<u>\$9,130,856.91</u>	<u>\$38,742,363.86</u>	<u>\$47,873,220.77</u>

EIGHTH
ANNUAL
REPORT

1958

1959

PERSONNEL
DIRECTOR



CITY OF PROVIDENCE • RHODE ISLAND • Walter H. Reynolds • Mayor

DEPARTMENT OF FINANCE

CITY HALL

Henry J. McLaughlin
Personnel Director

January 1, 1960

To the Honorable Walter H. Reynolds, Mayor
and the Honorable, The City Council

In compliance with the City Ordinance, I am submitting the Report of the Personnel Department for the year 1958-1959.

During this eighth year of operation, sound, conscientious progress has been made in the development and establishment of uniform personnel practices throughout the city services.

With the continued support and assistance of department heads and municipal employees, greater strides will be realized toward setting equitable personnel standards and preserving good personnel relationship.

On behalf of the Personnel Department, I wish to extend sincere thanks and appreciation to the Mayor, the members of the City Council, Department Heads and City Officials as well as the employees and all other persons who have given their cooperation to this department.

Respectfully submitted,

Henry J. McLaughlin
Personnel Director

IN CITY COUNCIL

JAN 21 1960

READ:

WHEREUPON IT IS ORDERED THAT
THE SAME BE RECEIVED.

CLERK

PERSONNEL DEPARTMENT ACTIVITIES

The City of Providence Personnel Department is delegated with the responsibility of administering the personnel policies and transactions that embrace a working organization of approximately 3,300 employees, which represented a salary expenditure in 1958-1959 of \$12,669,750, exclusive of the School Department. This expenditure for personal service warrants the constant attention and efforts of the administration to promote the best employment practices possible in order to maintain and receive the services due the city and the taxpayers.

During the year, the Classification Plan, Chapter 1223 of the City Ordinances was amended by the City Council along with amendments to the Compensation Ordinance, Chapter 1145. The following is a list of the changes that were approved:

NEW CLASSIFICATIONS ADDED:

SALARY

Administrative Aide - Chapin	\$4,940-5,564 yr.
Chief Industrial Representative (Redevelopment Agency)	7,150 yr.
Chief of Operations and Maintenance (Sewage Disposal Works)	5,120 yr.

SICK LEAVE

The Personnel Director directs the sick leave program throughout all city departments excepting personnel of the Police and Fire Departments. Copies of the Sick Leave Ordinance are distributed to all new employees so that they might review the benefits due them. All notices of absenteeism are sent to this office where a record is kept of sick leave used by each employee. The cost of this program for the year ending September 30, 1959 was \$297,181.00.

HOSPITALIZATION

The City of Providence has an agreement with the Rhode Island Hospital, under which reasonable medical care and treatment is assured every employee of the City of Providence. Authorization for such treatment is issued by the Personnel Director with approval of the Mayor. During the past fiscal year approximately 974 authorizations were issued at a total cost of \$54,012.00.

EMPLOYEE TURNOVER

Labor turnover in most city departments is generally decreasing. Part of the reason can be attributed to the labor market trend during the past months in this area and to the more equitable salaries made available by the administration.

During the past fiscal year a total of 729 employees were hired through this office. The terminations during the same period totaled 766. These terminations were for various reasons ranging from retirement to resignations.

The following schedule shows the monthly turnover for all departments except the School Department:

<u>DATE</u>	<u>ADDITIONS</u>	<u>TERMINATIONS</u>	<u>NUMBER WORKING</u>
10/1/58			3,337
10/31/58	110	28	3,419
11/30/58	35	59	3,395
12/31/58	56	25	3,426
1/31/59	50	56	3,420
2/28/59	34	28	3,426
3/31/59	48	44	3,430
4/30/59	45	122	3,353
5/30/59	38	38	3,353
6/30/59	185	79	3,459
7/31/59	58	31	3,486
8/31/59	30	106	3,410
9/30/59	40	150	3,300

Number of Employees working Oct. 1, 1958	3,337
Number of Employees working Sept. 30, 1959	3,300

Net Decrease:	<u>- 37</u>
---------------	-------------

Number of Employees Hired	729
Number of Employees Terminated	766

Net Decrease	<u>- 37</u>
--------------	-------------

DEPARTMENTAL EMPLOYEE STATUS

<u>Department</u>	<u>Allowed</u> <u>Oct 1, 1958</u>	<u>Ordinance Changes</u> <u>during year</u>		<u>Employed</u> <u>Sept 30, 1959</u>
		<u>Add</u>	<u>Delete</u>	
City Clerk	10			10
Board of Canvassers	Unlimited			11
Probate Court	10			9
Police Court	12			12
Mayor's Office	Unlimited			8
Law Department	8			8
Recorder of Deeds	17			17
City Sergeant	40			37
Finance Director	7			7
City Controller	21			20
Tabulating Division	8			8
Employees' Retirement	5			4
City Collector	37			30
Water Board Collections	7			7
City Assessor	Unlimited			27
Purchasing Division	19			19
Municipal Garage	22	1	1	21
City Treasurer	7	1	1	7
Board of Tax Assessment				
Review	4			4
Comm. of Public Safety	14			13
Police Department	705			694
Fire Department	545			507
Bldg. Inspection Admin.	13			13
Structures and Zoning	12			11
Plumb, Drain & Gas Piping	6			6

DEPARTMENTAL EMPLOYEE STATUS (Cont'd)

<u>Department</u>	<u>Allowed</u> <u>Oct 1, 1958</u>	<u>Ordinance Changes</u> <u>during year</u>	<u>Employed</u> <u>Sept 30, 1959</u>
		<u>Add</u> <u>Delete</u>	
Electrical Inspection	6		6
Air Poll, Mech Equip & Installations	9		8
Supt of Weights & Measures	5		5
Traffic Engineer	39		34
Public Works Admin.	4		4
Business Management	10		8
Engineering Office	32		29
Sanitation Admin.	2		2
Street Cleaning	Unlimited		84
Sewage Pumping	14		14
Sewage Disposal	45	3	47
Garbage Coll & Disp.	120		127
Refuse Coll & Disp.	28		30
Sanitation Revolving Fund	10		9
Construction & Maint Admin.	1		1
Highway	Unlimited		228
Bridge Maintenance	14		13
Sidewalks & Curbing	5		5
Forestry	21		21
Sewer Constr & Maint	Unlimited		93
Public Buildings	18		17
Sewer C & M Revolving	9		8
Cons & Maint Revolving	35		26
Public Service Admin	1		0
Street Lighting	1		1
Municipal Docks	10		9
Draw Bridge	12		12
Harbor Master	2		1
Family & Business Relo- cation Service	5	1 1	5

DEPARTMENTAL EMPLOYEE STATUS (Cont'd)

<u>Department</u>	<u>Allowed</u> <u>Oct 1, 1958</u>	<u>Ordinance</u> <u>during</u>	<u>Changes</u> <u>year</u>	<u>Employed</u> <u>Sept 30, 1959</u>
		<u>Add</u>	<u>Delete</u>	
Health Administration	3			3
Vital Statistics	8			8
Communicable Disease	19			18
Child Hygiene	11			10
Food & Milk Inspection	19			17
Environment Control	26			22
Bath Houses & Comfort Stations	45			40
C. V. Chapin Hospital	Unlimited			270
Welfare Administration	11			10
G. P. A. Administration	92	12		84
Parks Administration	5			5
Parks General & Roger Williams Park	Unlimited			109
Municipal Golf Course	Unlimited			18
Park Museum	6			4
Recreation Department	383			58
Zoning Board of Review	9			9
Building Board of Review	6			6
City Plan Commission	14	1	1	14
Prov. Redevelopment Agency	23	1		20
Bureau of Licenses	8			8
Minimum Housing Stand- ards Division	13	2		15
Prov. Civilian Defense	3			3
Water Supply Board **	Unlimited			192

** Summary of all divisions.

INTERVIEWS AND APPLICATIONS

Approximately 1,400 applications for positions have been received and the applicants interviewed personally by the Personnel Director during the past year. It is from these applications, which are carefully screened according to qualifications, that each prospective employee is considered for employment.

VACATIONS

In addition to the supervision of other benefits to which each employee is entitled, vacation leave requests are processed through this office. The ever constant control over these vacations is an all important duty within the Personnel Director's schedule. The cost of vacations paid to city employees during the past fiscal year amounted to \$344,872.00.

INJURED EMPLOYEES

The Personnel Director is a member of the Injured Employees Board and attends each meeting held throughout the year. Each injured employee's case is carefully investigated and a report of such findings is made at the succeeding meeting.

RETIREMENT

The Director of Personnel attends all meetings of the Retirement Board in an advisory capacity. Every application for extension of service in lieu of retirement is sent to this office for investigation.

Each applicant is investigated and after all factors are carefully weighed, a report is submitted to the Retirement Board for confirmation or rejection.

* * * * *