

Commander Kevin M. Lanni  
Providence Police Department  
325 Washington Street  
Providence, RI 02903  
email: [klanni@providenceri.gov](mailto:klanni@providenceri.gov)  
401-413-9319



TO: Providence External Review Authority  
FROM: Commander Kevin M. Lanni  
DATE: April 1<sup>st</sup>, 2023  
CC: Council President Rachel Miller  
SUBJECT: Providence Community – Police Relations Act 3<sup>rd</sup> Quarter Report 2022-2023

---

The briefing report addresses the following requirements under:

**Subsection (i) Complaints received by the Office of Professional Responsibility**

**Ordinance 18 1/2-4(i)**

**C. "Complaints received by the Office of Professional Responsibility involving alleged violations of one or more provisions of this section."**

Complaints received between 1-23-23 and 3-23-23.

On 2-19-23 a subject filed a civilian complaint stating police came to his vehicle "for no reason and he felt harassed." The complainant further stated his vehicle was searched without his permission. The resulting investigation revealed the complainant was parked alone on Poe St behind a strip club, in an area known for criminal activity. Police approached the vehicle and spoke to the occupant who stated he had just left the strip club. Police observed the subject to be wearing a full-length coat that was open, and basketball shorts. The subject changed his story and then stated he just left the gym and was going home. On body worn camera, the subject is heard offering his consent to a search of his vehicle. Numerous attempts to contact the complainant to no avail. The case was closed due to lack of contact with the complainant.

On 3-13-23, a subject filed a complaint stating he was pulled over by two officers who asked him several questions and then subsequently searched his car without probable cause or reasonable suspicion. This complaint is currently under investigation.

IN CITY COUNCIL  
JUN 01 2023

READ  
WHEREUPON IT IS ORDERED THAT  
THE SAME BE RECEIVED.  
*James L. Mastromanni* CLERK

**Subsection (ii)**

**G.O.'s 2<sup>nd</sup> Quarter Report for policies that were revised, reissued and/or new from January 1<sup>st</sup> to March 31<sup>st</sup>, 2023, entered into PowerDMS:**

310.04 - Conducted Electrical Weapons

420.01 - Property and Evidence Control

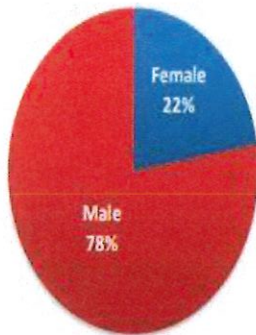




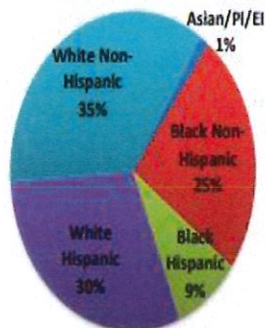
## City of Providence Traffic Stops - % of Stops and Searches by Race and Ethnicity

Total Stops by Month												
YEAR	Jan	Feb	Mar	Apr	May	Jun	Jul	Aug	Sep	Oct	Nov	Dec
2023	780	762	851	0	0	0	0	0	0	0	0	0
												Total
												2,393

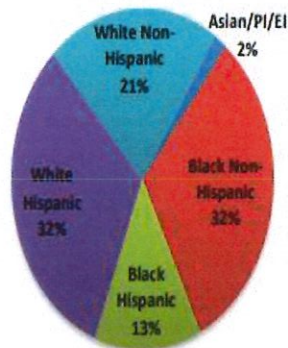
### Stops by Gender



### Female Drivers

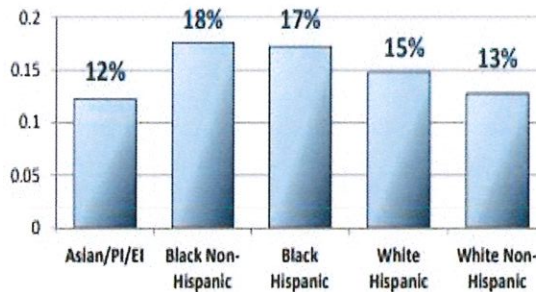
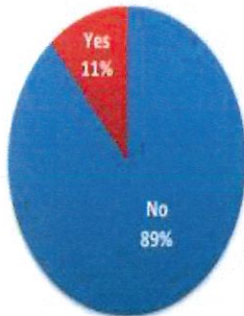


### Male Drivers



■ Asian/PI/EI  
■ Black Non-Hispanic  
■ Black Hispanic  
■ White Hispanic  
■ White Non-Hispanic  
 <1% of all stops

### Searches conducted as % of Total Stops



Ex. If 100 stops of Asian drivers results in 10 searches then 10% of Asian drivers are searched



## Traffic Stop Surveys FY 22-23 3rd Quarter (CY 2022 Q2)

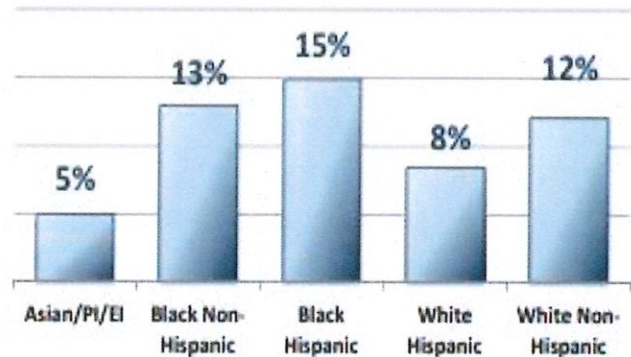
### Driver Details and Outcomes

#### Outcome of Stop

	Arrest Driver	Arrest Passenger	M/V Citation	N/D	No Action	Warning	Total
<b>Female</b>	<b>8</b>	<b>4</b>	<b>331</b>	<b>0</b>	<b>43</b>	<b>146</b>	<b>532</b>
Asian/PI/EI	0	0	4	0	2	1	7
Black Hispanic	0	0	26	0	1	20	47
Black Non-Hispanic	1	4	72	0	12	41	130
White Hispanic	1	0	130	0	7	26	164
White Non-Hispanic	6	0	99	0	21	58	184
<b>Male</b>	<b>90</b>	<b>28</b>	<b>704</b>	<b>3</b>	<b>269</b>	<b>767</b>	<b>1861</b>
Asian/PI/EI	0	1	18	0	3	11	33
Black Hispanic	9	3	81	0	38	117	248
Black Non-Hispanic	24	6	140	0	100	319	589
White Hispanic	26	7	294	3	90	185	605
White Non-Hispanic	31	11	171	0	38	135	386
<b>Total</b>	<b>98</b>	<b>32</b>	<b>1035</b>	<b>3</b>	<b>312</b>	<b>913</b>	<b>2393</b>

#### Vehicle Search

	No	Yes	Total
<b>Female</b>	<b>517</b>	<b>15</b>	<b>532</b>
Asian/PI/EI	7	0	7
Black Hispanic	47	0	47
Black Non-Hispanic	126	4	130
White Hispanic	164	0	164
White Non-Hispanic	173	11	184
<b>Male</b>	<b>1603</b>	<b>258</b>	<b>1861</b>
Asian/PI/EI	31	2	33
Black Hispanic	204	44	248
Black Non-Hispanic	500	89	589
White Hispanic	540	65	605
White Non-Hispanic	328	58	386
<b>Total</b>	<b>2120</b>	<b>273</b>	<b>2393</b>



Ex. if 100 stops of Asian drivers results in 10 searches then 10% of Asian drivers are searched