

JOSEPH L. CHIDO, C.P.A.
CITY CONTROLLER



VINCENT A. CIANCI, JR.
MAYOR

Finance Department, City Controller
"Building Pride In Providence"

M E M O R A N D U M

TO: JAMES A. PETROSINELLI, CITY COUNCIL PRESIDENT
AND COUNCIL MEMBERS

FROM: JOSEPH L. CHIDO, CITY CONTROLLER *JLC*

DATE: SEPTEMBER 30, 1991

SUBJECT: MONTHLY FINANCIAL REPORT

Enclosed please find monthly financial reports for the month of September 1991, in accordance with Section 813 (b8) of the City Charter. Currently, the report is prepared by the Finance Department and reviewed by the Finance Department and City Controller.

IN CITY COUNCIL

NOV 1 1991
READ
WHEREUPON IT IS ORDERED THAT
THE SAME BE RECEIVED.
Michael R. Clement CLERK

JLC:as
Enclosure(s)

cc: Mr. Jerome Baron, Finance Director
Mr. Michael Clement, City Clerk
Mr. Alex Prignano, Deputy Finance Director

FILED

OCT 32 8 46 AM '91

DEPT. OF JUSTICE
PROVIDENCE, R.I.

JOSEPH L. CHIDO, C.P.A.

CITY CONTROLLER



VINCENT A. CIANCI, JR.


MAYOR

Finance Department, City Controller

"Building Pride In Providence"

M E M O R A N D U M

TO: JAMES A. PETROSINELLI, CITY COUNCIL PRESIDENT
AND COUNCIL MEMBERS

FROM: JOSEPH L. CHIDO, CITY CONTROLLER 

DATE: SEPTEMBER 30, 1991

SUBJECT: MONTHLY FINANCIAL REPORT

Enclosed please find monthly financial reports for the month of September 1991, in accordance with Section 813 (b8) of the City Charter. Currently, the report is prepared by the Finance Department and reviewed by the Finance Department and City Controller.

JLC:as
Enclosure(s)

cc: Mr. Jerome Baron, Finance Director
Mr. Michael Clement, City Clerk
Mr. Alex Prignano, Deputy Finance Director

FILED

OCT 31 3 40 PM '91

DEPT. OF CORRECTIONS
PROVIDENCE, R.I.

CITY OF PROVIDENCE
REVENUES
FISCAL YEAR ENDING JUNE 30, 1992
AS OF SEPTEMBER 30, 1991

CITY SOURCES	REVENUE FY 91 UNAUDITED	COLLECTIONS JULY-SEPT. FY 91	REVISED BUDGET FY92	PROJECTIONS JULY-SEPT. FY 92	COLLECTIONS JULY-SEPT. FY 92	VARIANCE FISCAL YEAR 92
PROPERTY TAXES	\$148,509,448	\$60,592,988	\$163,287,349	\$64,704,943	\$65,120,470	\$415,527
BUSINESS LICENSES	1,299,140	224,234	1,270,000	243,000	163,633	(79,367)
FINES AND FORFEITS	4,172,388	774,219	3,310,000	827,499	615,777	(211,722)
DONATIONS	14,290	0	10,000	0	0	0
PORT OF PROVIDENCE	1,338,467	344,723	1,500,000	375,000	321,773	(53,227)
OTHER DEPARTMENTS	7,878,240	691,150	10,979,352	884,793	859,038	(25,755)
RENTS & INTEREST	5,586,455	818,840	4,375,000	1,013,000	637,013	(375,987)
SPECIAL REVENUES	6,837,582	0	469,925	84,899	0	(84,899)
SCHOOL MISCELLANEOUS	72,116	91,108	166,000	41,499	56,760	15,261
TOTAL CITY SOURCES	\$175,708,127	\$63,537,262	\$185,367,626	\$68,174,633	\$67,774,464	(\$400,169)
STATE & FEDERAL SOURCES						
STATE SHARED TAXES	\$1,260,196	\$0	\$1,201,299	\$0	\$0	\$0
GENERAL REVENUE SHARING	873,182	873,182	728,000	0	0	0
PAYMENT IN LIEU/TAXES	1,579,744	5,000	1,579,000	0	0	0
EDUCATIONAL AID :						
STATE & FEDERAL FUNDS	56,576,078	8,244,858	56,898,640	8,137,409	8,107,174	(30,235)
SCHOOL CONSTRUCTION D/S	1,658,932	0	2,000,000	0	0	0
TOTAL STATE & FEDERAL	\$61,948,132	\$9,123,040	\$60,406,939	\$8,137,409	\$8,107,174	(\$30,235)
GENERAL PUBLIC ASST.	\$13,739,804	\$1,865,241	\$16,449,500	\$4,112,376	\$854,302	(\$3,258,074)
TOTAL ALL SOURCES	\$251,396,063	\$74,525,543	\$262,224,065	\$80,424,418	\$76,735,940	(\$3,688,478)

CITY OF PROVIDENCE
EXPENDITURE ANALYSIS
FISCAL YEAR ENDING JUNE 30, 1992
AS OF SEPTEMBER 30, 1991

DEPARTMENT		ORIGINAL FY92 APPROPRIATIO	FY92 TRANSFERS	ADJUSTED FY92 APPROPRIATIO	SPENT JULY-SEPT. FY92	BALANCE AVAILABLE AMOUNT	BALANCE AVAILABLE PERCENT	BALANCE AVAILABLE SHOULD BE
EXECUTIVE	REG. PAYROLL	2,597,579	0	2,597,579	598,448	1,999,131	76.96%	76.92%
	OVERTIME	7,600	0	7,600	594	7,006	92.18%	76.92%
	OTHER EXPENSE	1,414,987	0	1,414,987	710,187	704,800	49.81%	76.92%
	TOTAL	4,020,166	0	4,020,166	1,309,229	2,710,937	67.43%	76.92%
FINANCE	REG. PAYROLL	2,528,254	0	2,528,254	540,384	1,987,870	78.63%	76.92%
	OVERTIME	12,500	0	12,500	2,444	10,056	80.45%	76.92%
	OTHER EXPENSE	4,215,116	0	4,215,116	962,146	3,252,970	77.17%	76.92%
	TOTAL	6,755,870	0	6,755,870	1,504,974	5,250,896	77.72%	76.92%
PUBLIC SAFETY (POLICE)	REG. PAYROLL	18,973,794	0	18,973,794	4,454,610	14,519,184	76.52%	76.92%
	OVERTIME	970,000	0	970,000	174,692	795,308	81.99%	76.92%
	OTHER EXPENSE	2,282,337	0	2,282,337	805,954	1,476,383	64.69%	76.92%
	TOTAL	22,226,131	0	22,226,131	5,435,256	16,790,875	75.55%	76.92%
PUBLIC SAFETY (FIRE)	REG. PAYROLL	20,592,052	0	20,592,052	4,161,309	16,430,743	79.79%	76.92%
	OVERTIME	2,051,758	0	2,051,758	1,177,176	874,582	42.63%	76.92%
	OTHER EXPENSE	2,514,802	0	2,514,802	188,398	2,326,404	92.51%	76.92%
	TOTAL	25,158,612	0	25,158,612	5,526,883	19,631,729	78.03%	76.92%
PUBLIC SAFETY (OTHER)	REG. PAYROLL	1,647,442	0	1,647,442	384,435	1,263,007	76.66%	76.92%
	OVERTIME	94,500	0	94,500	36,168	58,332	61.73%	76.92%
	OTHER EXPENSE	911,057	0	911,057	165,672	745,385	81.82%	76.92%
	TOTAL	2,652,999	0	2,652,999	586,275	2,066,724	77.90%	76.92%

CITY OF PROVIDENCE
EXPENDITURE ANALYSIS
FISCAL YEAR ENDING JUNE 30, 1992
AS OF SEPTEMBER 30, 1991

DEPARTMENT		ORIGINAL FY92 APPROPRIATIO	FY92 TRANSFERS	ADJUSTED FY92 APPROPRIATIO	SPENT JULY-SEPT. FY92	BALANCE AVAILABLE AMOUNT	BALANCE AVAILABLE PERCENT	BALANCE AVAILABLE SHOULD BE
INSPECTIONS	REG. PAYROLL	1,693,183	0	1,693,183	381,021	1,312,162	77.50%	76.92%
	OVERTIME	4,000	0	4,000	2,001	1,999	49.98%	76.92%
	OTHER EXPENSE	272,500	0	272,500	56,663	215,837	79.21%	76.92%
	TOTAL	1,969,683	0	1,969,683	439,685	1,529,998	77.68%	76.92%
PUBLIC WORKS	REG. PAYROLL	2,941,235	0	2,941,235	660,799	2,280,436	77.53%	76.92%
	OVERTIME	181,000	0	181,000	64,085	116,915	64.59%	76.92%
	OTHER EXPENSE	6,928,645	0	6,928,645	1,080,733	5,847,912	84.40%	76.92%
	TOTAL	10,050,880	0	10,050,880	1,805,617	8,245,263	82.04%	76.92%
RECREATION	REG. PAYROLL	562,058	0	562,058	261,773	300,285	53.43%	76.92%
	OVERTIME	0	0	0	2,675	(2,675)	ERR	76.92%
	OTHER EXPENSE	66,800	0	66,800	27,313	39,487	59.11%	76.92%
	TOTAL	628,858	0	628,858	291,761	337,097	53.60%	76.92%
PUBLIC PARKS	REG. PAYROLL	4,026,110	0	4,026,110	927,628	3,098,482	76.96%	76.92%
	OVERTIME	220,000	0	220,000	92,235	127,765	58.08%	76.92%
	OTHER EXPENSE	573,036	0	573,036	108,760	464,276	81.02%	76.92%
	TOTAL	4,819,146	0	4,819,146	1,128,623	3,690,523	76.58%	76.92%
PUBLIC PROPERTY	REG. PAYROLL	1,255,535	0	1,255,535	262,364	993,171	79.10%	76.92%
	OVERTIME	3,000	0	3,000	2,739	261	8.70%	76.92%
	OTHER EXPENSE	1,888,930	0	1,888,930	388,283	1,500,647	79.44%	76.92%
	TOTAL	3,147,465	0	3,147,465	653,386	2,494,079	79.24%	76.92%

CITY OF PROVIDENCE
EXPENDITURE ANALYSIS
FISCAL YEAR ENDING JUNE 30, 1992
AS OF SEPTEMBER 30, 1991

DEPARTMENT		ORIGINAL FY92 APPROPRIATIO	FY92 TRANSFERS	ADJUSTED FY92 APPROPRIATIO	SPENT JULY-SEPT. FY92	BALANCE AVAILABLE AMOUNT	BALANCE AVAILABLE PERCENT	BALANCE AVAILABLE SHOULD BE
PORT								
	REG. PAYROLL	507,851	0	507,851	110,830	397,021	78.18%	76.92%
	OVERTIME	5,000	0	5,000	3,016	1,984	39.68%	76.92%
	OTHER EXPENSE	63,700	0	63,700	6,959	56,741	89.08%	76.92%
	TOTAL	576,551	0	576,551	120,805	455,746	79.05%	76.92%
OTHER DEPARTMENTS								
	REG. PAYROLL	3,181,093	0	3,181,093	638,188	2,542,905	79.94%	76.92%
	OVERTIME	3,195	0	3,195	1,263	1,932	60.47%	76.92%
	OTHER EXPENSE	393,140	0	393,140	64,510	328,630	83.59%	76.92%
	TOTAL	3,577,428	0	3,577,428	703,961	2,873,467	80.32%	76.92%
CEREMONIES								
	OTHER EXPENSE	9,200	0	9,200	0	9,200	100.00%	76.92%
	TOTAL	9,200	0	9,200	0	9,200	100.00%	76.92%
DEPARTMENT SUBTOTALS		85,592,989	0	85,592,989	19,506,455	66,086,534	77.21%	76.92%
ENCUMBRANCES O/S					4,511,965			
DEBT SERVICE		13,156,141	0	13,156,141	5,160,386	7,995,755	60.78%	76.92%
GRANTS		2,093,794	0	2,093,794	843,365	1,250,429	59.72%	76.92%
F.I.C.A.		2,025,000	0	2,025,000	555,357	1,469,643	72.57%	76.92%
HEALTH BENEFITS		12,350,000	0	12,350,000	3,026,050	9,323,950	75.50%	76.92%
UNEMPLOYMENT		150,000	0	150,000	34,086	115,914	77.28%	76.92%
OTHER		2,933,296	0	2,933,296	566,839	2,366,457	80.68%	76.92%
		32,708,231	0	32,708,231	10,186,083	22,522,148	68.86%	76.92%
PAYROLL EXPENSES		64,058,739	0	64,058,739	14,940,877	49,117,862	76.68%	76.92%
TOTAL GEN REV ACCOUNTS		118,301,220	0	118,301,220	29,692,538	88,608,682	74.90%	76.92%
G.P.A.		16,449,500	0	16,449,500	2,780,410	13,669,090	83.10%	76.92%
SCHOOL DEPARTMENT		56,709,501	0	56,709,501	8,150,000	48,559,501	85.63%	76.92%

CITY OF PROVIDENCE
EXPENDITURE ANALYSIS
FISCAL YEAR ENDING JUNE 30, 1992
AS OF SEPTEMBER 30, 1991

DEPARTMENT	ORIGINAL FY92 APPROPRIATIO	FY92 TRANSFERS	ADJUSTED FY92 APPROPRIATIO	SPENT JULY-SEPT. FY92	BALANCE AVAILABLE AMOUNT	BALANCE AVAILABLE PERCENT	BALANCE AVAILABLE SHOULD BE
PENSIONS	14,317,003	0	14,317,003	295,017	14,021,986	97.94%	76.92%
TOTAL GENERAL FUND	205,777,224	0	205,777,224	40,917,965	164,859,259	80.12%	76.92%

JOSEPH L. CHIDO, C.P.A.

CITY CONTROLLER



VINCENT A. CIANCI, JR.


MAYOR

Finance Department, City Controller

"Building Pride In Providence"

M E M O R A N D U M

TO: JAMES A. PETROSINELLI, CITY COUNCIL PRESIDENT
AND COUNCIL MEMBERS

FROM: JOSEPH L. CHIDO, CITY CONTROLLER 

DATE: SEPTEMBER 30, 1991

SUBJECT: MONTHLY FINANCIAL REPORT

Enclosed please find monthly financial reports for the month of September 1991, in accordance with Section 813 (b8) of the City Charter. Currently, the report is prepared by the Finance Department and reviewed by the Finance Department and City Controller.

JLC:as
Enclosure(s)

cc: Mr. Jerome Baron, Finance Director
Mr. Michael Clement, City Clerk
Mr. Alex Prignano, Deputy Finance Director

JOSEPH L. CHIDO, C.P.A.

CITY CONTROLLER



VINCENT A. CIANCI, JR.


MAYOR

Finance Department, City Controller

"Building Pride In Providence"

M E M O R A N D U M

TO: JAMES A. PETROSINELLI, CITY COUNCIL PRESIDENT
AND COUNCIL MEMBERS

FROM: JOSEPH L. CHIDO, CITY CONTROLLER 

DATE: SEPTEMBER 30, 1991

SUBJECT: MONTHLY FINANCIAL REPORT

Enclosed please find monthly financial reports for the month of September 1991, in accordance with Section 813 (b8) of the City Charter. Currently, the report is prepared by the Finance Department and reviewed by the Finance Department and City Controller.

JLC:as
Enclosure(s)

cc: Mr. Jerome Baron, Finance Director
Mr. Michael Clement, City Clerk
Mr. Alex Prignano, Deputy Finance Director

JOSEPH L. CHIDO, C.P.A.

CITY CONTROLLER



VINCENT A. CIANCI, JR.

MAYOR

Finance Department, City Controller

"Building Pride In Providence"

M E M O R A N D U M

TO: JAMES A. PETROSINELLI, CITY COUNCIL PRESIDENT
AND COUNCIL MEMBERS

FROM: JOSEPH L. CHIDO, CITY CONTROLLER

DATE: SEPTEMBER 30, 1991

SUBJECT: MONTHLY FINANCIAL REPORT

Enclosed please find monthly financial reports for the month of September 1991, in accordance with Section 813 (b8) of the City Charter. Currently, the report is prepared by the Finance Department and reviewed by the Finance Department and City Controller.

JLC:as
Enclosure(s)

cc: Mr. Jerome Baron, Finance Director
Mr. Michael Clement, City Clerk
Mr. Alex Prignano, Deputy Finance Director