

PROVIDENCE FIRE DEPARTMENT

In Omnia Paratus



BRETT P. SMILEY
MAYOR

IN CITY COUNCIL
MAR 07 2024

READ
WHEREUPON IT IS ORDERED THAT
THE SAME BE RECEIVED.

Ima L. Mostoranni CLERK

DEREK M. SILVA
CHIEF OF DEPARTMENT

DEPARTMENT OVERVIEW

The Providence Fire Department is the second oldest continuously operating professional fire department in the United States with a career fire service that began on March 1, 1854. The Department is a full-service fire and emergency medical service agency that provides basic and advanced life support, fire prevention, fire suppression, technical rescue, hazardous materials response, and marine operations.

The Department's current compliment consists of 381 sworn and twenty-three (23) civilian personnel to staff and support twelve (12) Engine Companies, seven (7) Ladder Companies, seven (7) Rescue Companies, one (1) Special Hazards Company, four (4) Battalion Chiefs, and one (1) Deputy Assistant Chief—resulting in a staffing strength of eighty-eight (88) sworn fire personnel on-duty at all times from twelve (12) fire stations within the City of Providence.

In addition to the operations and emergency medical services divisions, the Department staffs and operates administrative bureaus and divisions such as Headquarters, Fire Prevention, Training, Automotive Maintenance, and Operational Control.

This dedicated team of fire service professionals is led by Chief of Department Derek M. Silva, Chief of Operations Stephen T. Houle, Chief of Administration Joseph L. Molis, Deputy Assistant Chief/EMS Zachariah R. Kenyon, and Fire Marshal Derek Simoneau.

CHIEF OF DEPARTMENT'S MESSAGE

On behalf of the Providence Fire Department, it is a pleasure to present our 2023 Annual Report summarizing our performance through calls for service, training and education, and fire prevention activities such as inspections, education, and investigations.

While responding and mitigating 47,394 calls for service, the Department also led the way in the deployment of a newly established Emergency Medical Services Bicycle Unit to service the Downtown area in and around Kennedy Plaza, the hiring of thirty-two new firefighters through a lateral firefighter training program, and the implementation of a tiered response policy for determining appropriate deployment of resources to calls for service.



Through continued adoption of new policies and programs the Department will continue to transform while maintaining our reputation as a professional and high performing fire and emergency services provider.

I want to extend my sincere thanks and appreciation for the work our firefighters carry out each and every day in service to our great city.

DEPARTMENT ACCOMPLISHMENTS

- New leadership for the department with the promotions of Chief of Department, Chief of Operations, Chief of Administration and Fire Marshal.
- Promoted new officers and chiefs to fill vacancies created by attrition; two (2) Deputy Assistant Chiefs, five (5) Battalion Chiefs, nine (9) Captains, and thirteen (13) Lieutenants.
- Implemented a new written directive management system providing all members of the department with immediate access to all policies, procedures, and documents pertaining to the organization.
- All engines and ladders outfitted with tablet devices providing all officers with access to the Computer Aided Dispatch system and other department software when responding and on the scene of an incident.
- Recruitment, training, and appointment of thirty-two (32) new firefighters through a lateral program reducing the time and costs associated with training new firefighters.
- Reviewed and updated department's call types and response plans to ensure appropriate resources are dispatched to calls for service.
- Implemented a tiered emergency vehicle response policy whereby the department adopted industry standards and best practices to determine when emergency or non-emergency response is appropriate.

DEPARTMENT ACCOMPLISHMENTS

- Provided department wide training with the Department of Equity, Inclusion, and Belonging and the office of Equal Employment Opportunity on anti-harassment and non-discrimination.
- Implemented new policies and training with the Bureau of Operational Control to improve emergency dispatch call taking.
- Acquired and deployed three (3) engines to replace Engine 2 and Engine 8 along with an additional reserve unit.
- Initiated recruitment for the 54th training academy to fill firefighter vacancies that will reduce the reliance on overtime to maintain minimum staffing levels while lessening the demand on incumbent firefighters.
- Created and implemented new hiring protocols for assessing potential academy candidates.
- Implemented a new pilot program whereby firefighter/EMTs are deployed on bicycles to service the downtown area.
- Deployed Mobile Health 1, a mental health and non-emergent medical response SUV staffed by an advanced life support EMT and a mental health clinician to respond to calls for service.
- Participated in several large scale trainings and exercises to ensure the department is ready to respond to low frequency, high risk incidents.

BUREAUS & DIVISIONS

Headquarters (325 Washington St.)

Chief of Department Derek Silva

Chief of Operations Stephen Houle

Chief of Administration Joseph Molis

Deputy Assistant Chief/EMS Zachariah Kenyon

HR Manager Katherine Rodriguez

Administrative Assistant Maria Radcliffe

Administrative Assistant Miriam Garcia de Navarro

Fire Prevention Bureau (325 Washington St.)

Fire Marshal Derek Simoneau

Staff: 22

Division of Training (274 Reservoir Ave.)

Fire Captain Felix Ramos Jr.

Staff: 4

Bureau of Operational Control (1 Communications Place)

Dispatcher Captain Michael Cairone

Staff: 5

Air Supply (155 Humboldt Ave.)

Air Supply Technician Peter Tavares

Staff: 1

Automotive Maintenance Division (382 Dexter St.)

Superintendent George A. Lazzareschi Jr.

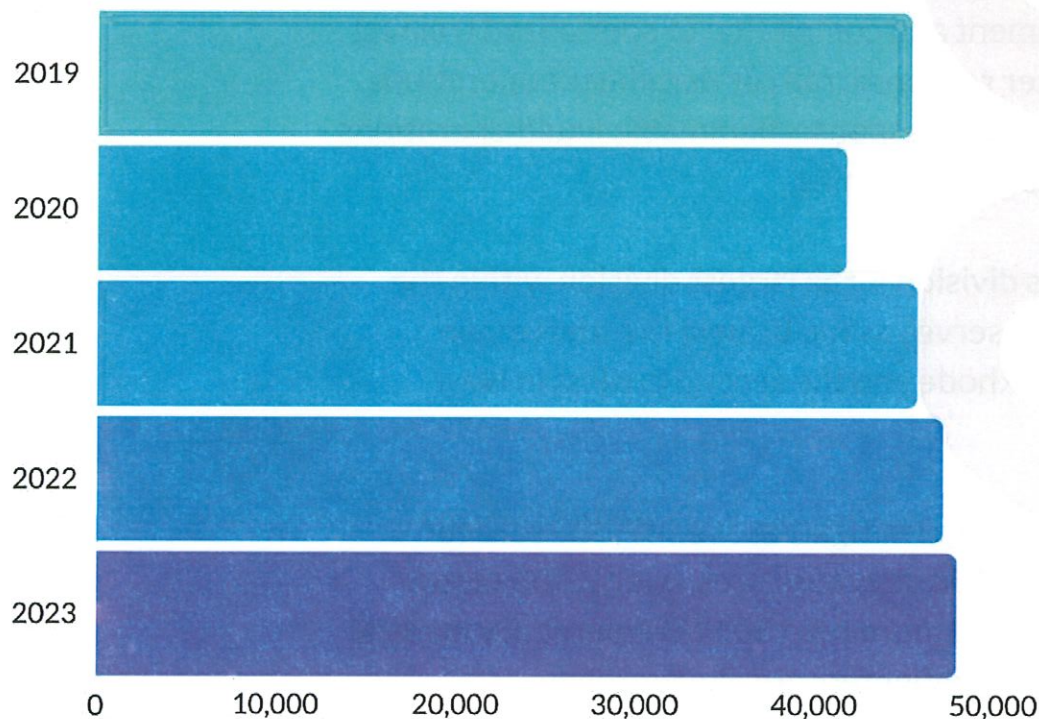
Staff: 14

CALLS FOR SERVICE

The Providence Fire Department responded to a myriad of calls for service that utilized the skills and training of our firefighters, from advanced life support to hazardous materials response and structural firefighting.

47,394

CALLS FOR SERVICE



OPERATIONS

The operations division of the Department is led by Assistant Chief Stephen Houle and includes all personnel and units responsible for the delivery of fire and emergency medical services through various response assignments.

In addition to response to emergencies, the operations division completed numerous trainings, joint drills, and pre-incident plans. Improved coordination with our partners in public safety along with increased training and preparation has ensured that our department is ready.



Working closely with Providence and Rhode Island Emergency Management, along with Providence police led to the development and completion of specialized training in active shooter response, rail car derailment operations, hazardous materials response, flammable liquid operations and mass evacuation planning.

The operations division is the largest division within the department and serves as the busiest fire and rescue organization in Rhode and the second busiest in New England.

While responding and mitigating over 47,000 calls for service including 106 structure fires, over 2,000 motor vehicle crashes, and more than 30,000 emergency medical services calls our firefighters are always ready.

STATIONS & STAFFING

The fire department staffs and operates from twelve (12) fire stations that house twenty (20) fire companies, seven (7) rescue companies, one (1) special hazards, four (4) battalions, and a division chief. Additionally the department operates several support and special operations units such as the Hazardous Materials team and Marine units.

Each fire and rescue company is commanded by a Captain and three (3) Lieutenants that are divided amongst the four (4) shift assignments. In addition to the Captain or Lieutenant, fire companies such as engines and ladders are staffed with either two (2) or three (3) firefighters while rescue companies are staffed with an officer and a rescue technician.

These companies are assigned to one of three (3) geographic districts within Providence; 1st, 2nd, and 3rd, which are commanded by a Battalion Chief, each responsible for approximately thirty (30) on-duty firefighters and officers.

The total shift staffing of eighty-seven (87) chiefs, officers, and firefighters is commanded by the on-duty Deputy Assistant Chief assigned as Division 1.

Division 1 (shift commander)

A group: Deputy Assistant Chief Robert Jackson

B group: Deputy Assistant Chief Craig Grantham

C group: Deputy Assistant Chief Robert Butler

D group: Deputy Assistant Chief Joseph Paiva

STATIONS & STAFFING

10 Branch Avenue

Companies: Engine 2, Ladder 7, Rescue 3, Battalion 3, and Marine Unit.

Staff: 9 per shift

325 Washington Street

Companies: Engine 3, Tower Ladder 1, Special Hazards 1, Rescue 4, Safety Operations Battalion, and Division 1

Staff: 16 per shift

489 Hartford Avenue

Companies: Engine 6 and Rescue 2

Staff: 5 per shift

151 North Main Street

Companies: Engine 7, Rescue 5, Air Supply 1, Hazmat 1, Car 56, and Marine Unit.

Staff: 6 per shift

201 Messer Street

Companies: Engine 8, Tower Ladder 2, and Battalion 2

Staff: 9 per shift

223 Brook Street

Companies: Engine 9, Ladder 8 and Marine Unit.

Staff: 6 per shift

847 Broad Street

Companies: Engine 10, Ladder 5, and Rescue 1

Staff: 9 per shift

274 Reservoir Avenue

Companies: Engine 11, Division of Training, and Marine Unit.

Staff: 3 per shift

426 Admiral Street

Companies: Engine 12, Ladder 3, and Rescue 7

Staff: 9 per shift

776 Allens Avenue

Companies: Engine 13 and Battalion 1

Staff: 5 per shift

630 Atwells Avenue

Companies: Engine 14, Ladder 6, and Rescue 6

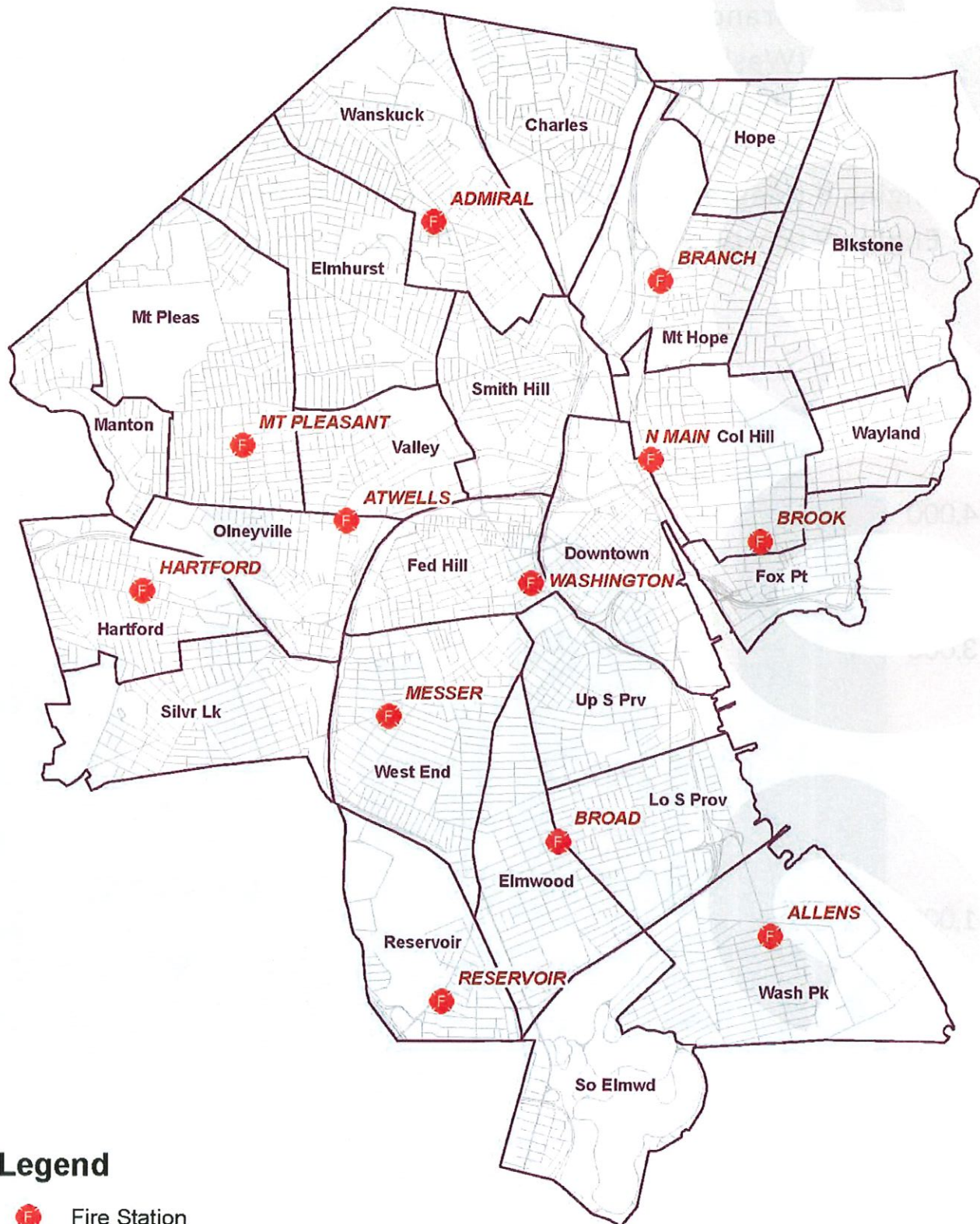
Staff: 9 per shift

136 Mount Pleasant Avenue

Companies: Engine 15

Staff: 3 per shift

STATION MAP



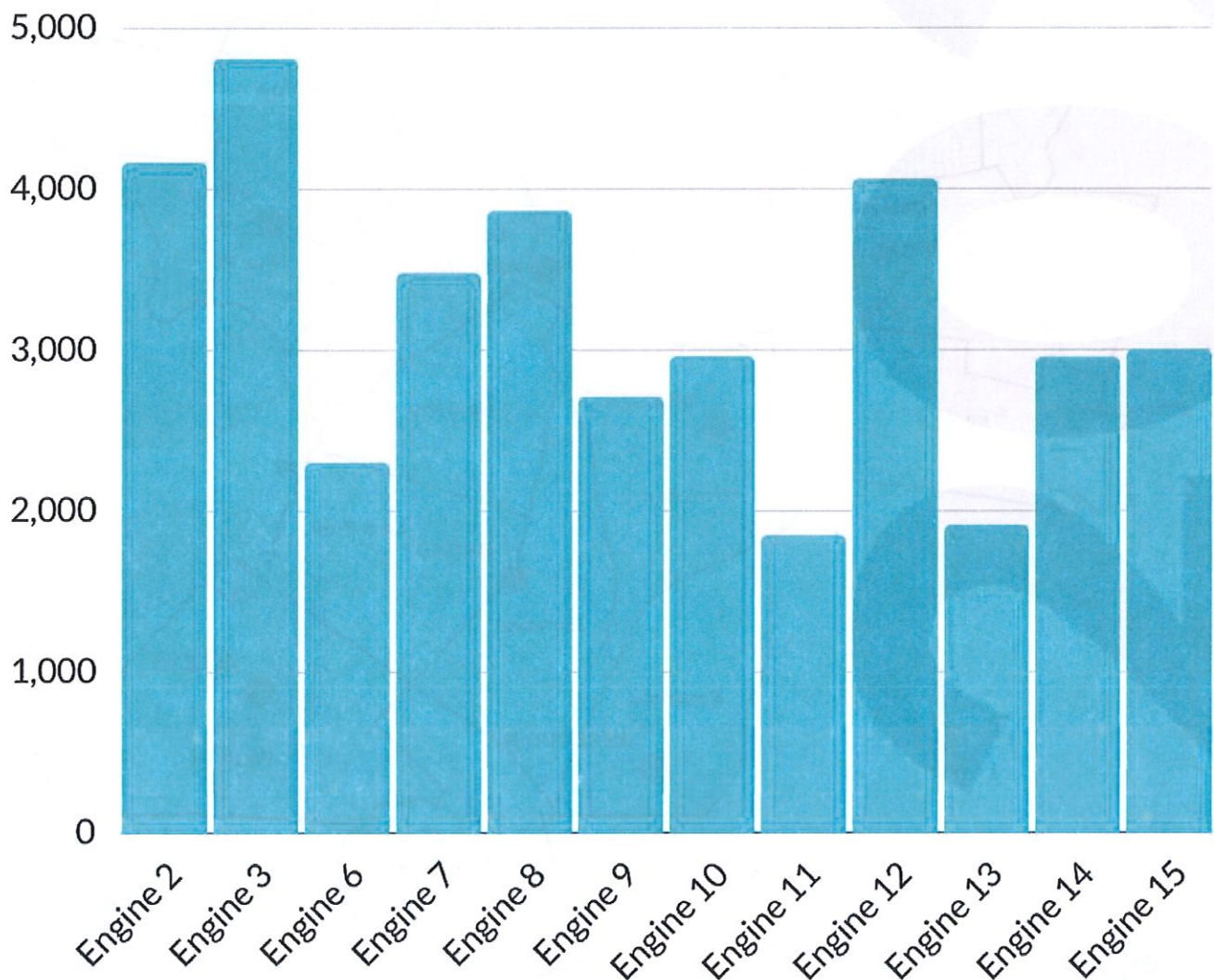
Legend

-  Fire Station
-  Neighborhood

ENGINE COMPANIES

Total calls dispatched per engine company:

Engine 2 (Branch Ave.) 4,165	Engine 10 (Broad St.) 2,961
Engine 3 (Washington St.) 4,809	Engine 11 (Reservoir Ave.) 1,847
Engine 6 (Hartford Ave.) 2,301	Engine 12 (Admiral St.) 4,061
Engine 7 (North Main St.) 3,478	Engine 13 (Allens Ave.) 1,912
Engine 8 (Messer St.) 3,862	Engine 14 (Atwells Ave.) 2,954
Engine 9 (Brook St.) 2,709	Engine 15 (Mt. Pleasant Ave.) 3,001



LADDER COMPANIES & SPECIAL HAZARDS

Total calls dispatched per company:

Tower Ladder 1 (Washington St.) **2,950**

Tower Ladder 2 (Messer St.) **2,206**

Ladder 3 (Admiral St.) **2,151**

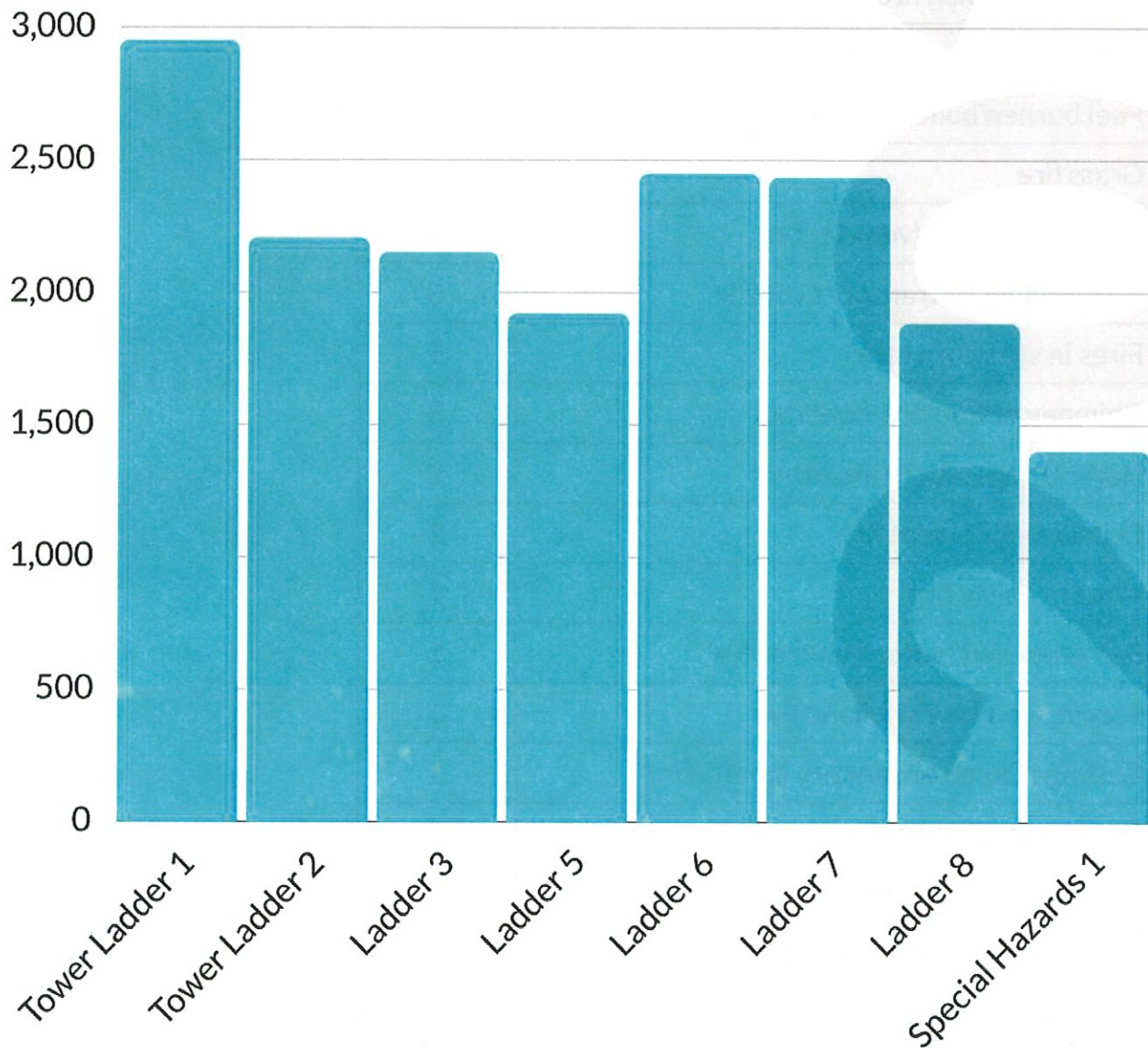
Ladder 5 (Broad St.) **1,921**

Ladder 6 (Atwells Ave.) **2,449**

Ladder 7 (Branch Ave.) **2,435**

Ladder 8 (Brook St.) **1,884**

Special Hazards 1 (Washington St.) **1,402**



OPERATIONS (NFIRS REPORT TYPES)

Building fire	83
Cooking fire, confined, no extension	79
Special outside fire, other	76
Passenger vehicle fire	65
Brush or brush-and-grass mixture	51
Outside rubbish, trash or waste	47
Dumpster or other outside trash	37
Fire, other	36
Trash or rubbish fire, contained	20
Outside rubbish fire, other	16
Fuel burner/boiler malfunction,	13
Grass fire	13
Mobile property (vehicle) fire	9
Road freight or transport vehicle	6
Fires in structure other	5
Chimney or flue fire, confined	3
Natural vegetation fire, other	2
Outside equipment fire	2
Water vehicle fire	1
Self propelled motor home or RV	1
Forest, woods or wildland fire	1
Garbage Dump or sanitary landfill fire	1
Overpressure rupture	1
Explosion (no fire), other	1
Munition or Bomb Explosion	1
Excessive heat, scorch burns	4
Total Fire and Overpressure (No Fire) Series	574

OPERATIONS (NFIRS REPORT TYPES)

EMS call, excluding vehicle accident	20932
Motor vehicle accident with injuries	1199
Motor vehicle accident with no injuries	672
Rescue, EMS incident, other	236
Removal of victim(s) from stalled elevator	210
Motor vehicle/pedestrian accident	185
Medical assist, assist EMS crew	80
Emergency medical service, other	55
Lock-in (if lock out , use 511)	38
Extrication of victim(s) from vehicle	13
Watercraft rescue	10
Extrication, rescue, other	8
Extrication of victim(s) from machinery	7
Water & ice-related rescue, othe	6
Swift Water Rescue	5
Search for person on land	3
Swimming / Recreational water areas rescue	3
Search for person in water	2
Trench / Below Grade rescue	2
Rescue or EMS standby	2
Extrication of victim(s) from buuilding /structure	1
Electrical rescue, other	1
Electrocution or potential elect	1
Total Rescue and EMS Incident Series	23671

OPERATIONS (NFIRS REPORT TYPES)

Gas leak (natural gas or LPG)	203
Carbon monoxide incident	131
Power line down	70
Electrical wiring/equipment problem	50
Arcing, shorted electrical equipment	21
Aircraft standby	20
Overheated motor	15
Hazardous condition, other	14
Accident, potential accident, other	13
Gasoline or other flammable liquid	12
Heat from short circuit (wiring)	8
Building or structure weakened	8
Oil or other combustible liquid	6
Chemical hazard (no spill or leak)	4
Chemical spill or leak	4
Vehicle accident, general cleanup	4
Refrigeration Leak	3
Attempted burning, illegal action	3
Toxic condition, other	2
Attempt to burn	2
Combustible/flammable gas/liquid	1
Breakdown of light ballast	1
Total Hazardous Condition (No Fire) Series	595

OPERATIONS (NFIRS REPORT TYPES)

Assist invalid	520
Lock-out	324
Public service assistance, other	253
Public service	234
Police matter	204
Water or steam leak	186
Water problem, other	91
Cover assignment, standby	88
Assist police or other govt. agency	84
Unauthorized burning	32
Person in distress, other	26
Service Call, other	20
Smoke or odor removal	20
Water evacuation	18
Defective elevator, no occupants	15
Animal rescue	3
Ring or jewelry removal	2
Animal problem, other	1
Animal problem	1
Total Service Call Series	2122

OPERATIONS (NFIRS REPORT TYPES)

Dispatched & canceled en route	1151
No incident found on arrival	629
Good intent call, other	442
Smoke scare, odor of smoke	132
EMS call, private party transport	32
HazMat release investigation w/no incident	27
Steam, vapor, fog or dust	24
Wrong location	13
Steam, other gas mistaken for smoke	11
Authorized controlled burning	10
Smoke from barbecue, tar kettle	7
Vicinity alarm	3
Biological hazard investigation	3
Total Good Intent Call Series	2484
Flood Assesment	5
Severe weather or natural disaster	2
Wind storm, tornado/hurricane	2
Total Severe Weather and Natural Disaster Series	9
Citizen complaint	5
Special type of incident, other	2
Total Special Incident Type Series	7

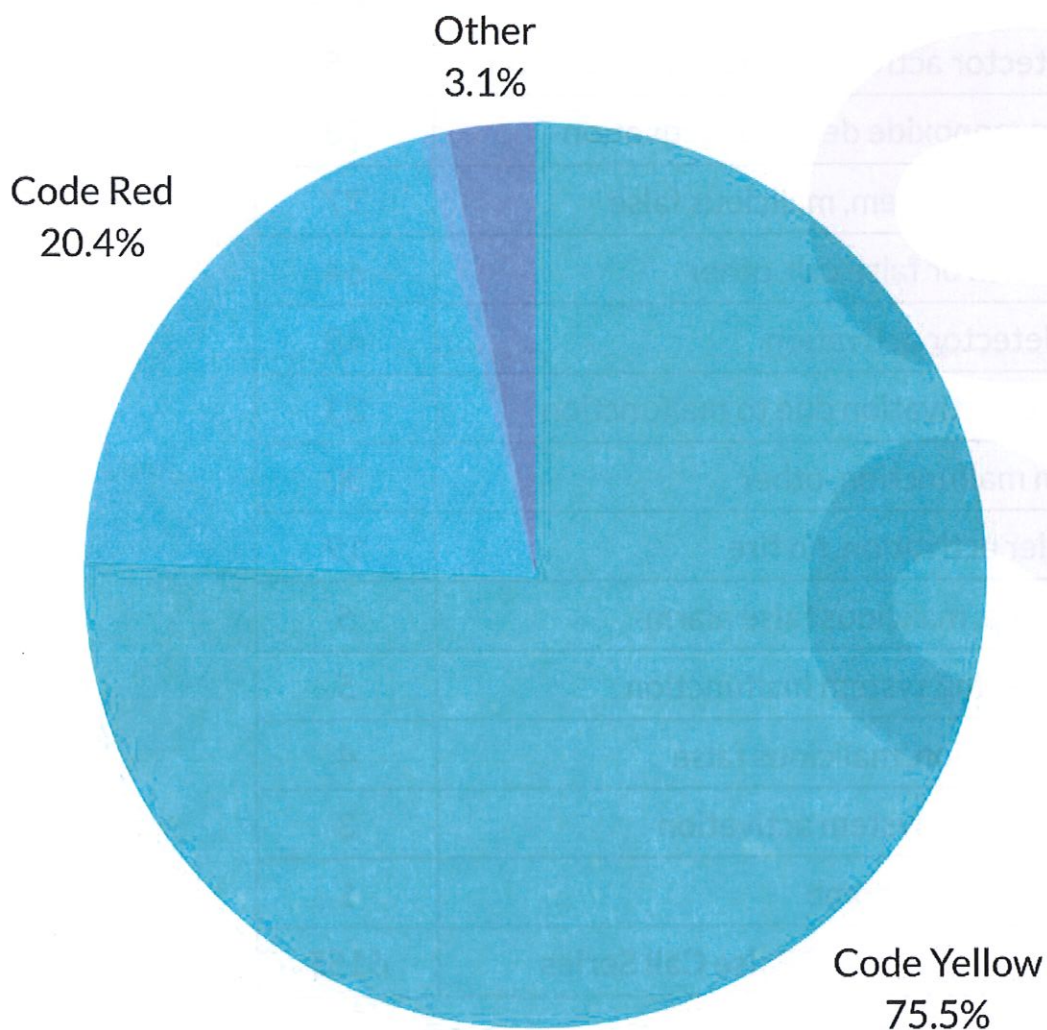
OPERATIONS (NFIRS REPORT TYPES)

Alarm system activation, no fire	1627
Smoke detector activation, no fire	1250
Municipal alarm system, malicious	744
Alarm system sounded due to malfunction	625
Direct tie to FD, malicious false	430
Smoke detector activation	415
Malicious, mischievous false call	264
Detector activation, no fire	183
Unintentional transmission of alarm	140
CO detector activation due to malfunction	95
Carbon monoxide detector activation	93
Local alarm system, malicious false	77
False alarm or false call, other	64
Heat detector activation	48
Sprinkler activation due to malfunction	33
System malfunction, other	30
Sprinkler activation, no fire	19
Telephone, malicious false alarm	5
Extinguishing system malfunction	5
Central station, malicious false	4
Extinguishing system activation	3
Bomb scare - no bomb	1
Total False Alarm and False Call Series	6155

STRUCTURE FIRES (STILL BOX)

Still Box is a reported structure fire received by phone to our dispatch center (Bureau of Operational Control). A still box response includes three (3) engines, two (2) ladders, one (1) Special Hazards, one (1) rescue, one (1) battalion chief, and the safety operations battalion along with an additional engine and ladder as the firefighter assistance and search team.

The department responded to 417 reported structure fires resulting in eighty-five (85) confirmed fires.



STRUCTURE FIRES (MULTIPLE ALARMS)

Multiple alarm fires are confirmed structure fires where the situation required additional resources beyond the first alarm/still box assignment. Each additional alarm assignment adds two (2) engines, one (1) ladder and one (1) battalion chief.

Total compliment of firefighters, officers, and chiefs per alarm:

1st Alarm: 29 to 34

2nd Alarm: 1st alarm and an additional 11 to 14

3rd Alarm: 2nd alarm and an additional 11 to 14

Multiple Alarm Fires:

February 10th: 265 Ohio Avenue (2nd Alarm)

March 9th: 144 Delaine Street (2nd Alarm)

April 5th: 170 Benedict Street (2nd Alarm)

May 13th: 101 Stanwood Street (3rd Alarm)

June 9th: 142 Pettys Avenue (2nd Alarm)

July 2nd: 19 Violet Street (2nd Alarm)

July 2nd: 407 Orms Street (3rd Alarm)

August 29th: 938 Douglas Avenue (3rd Alarm)

September 6th: 140 Salter Street (2nd Alarm)

September 16th: 73 Glenham Street (2nd Alarm)

October 14th: Goddard Street (3rd Alarm)

November 14th: Indiana Avenue (3rd Alarm)

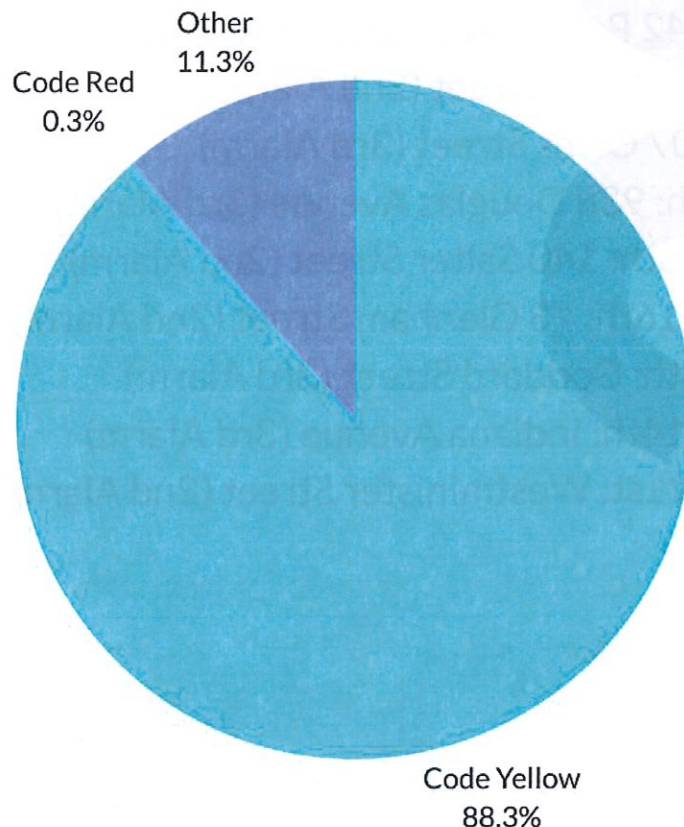
December 21st: Westminster Street (2nd Alarm)

MASTER BOX ALARMS

Master box is a municipally connected fire alarm system that is directly connected to the fire department for automatic response by firefighters upon activation. These systems are typically found in commercial, industrial, and large residential properties. Master box alarm response includes three (3) engines, two (2) ladders, and a battalion chief. In 2023, the response plan was amended whereby one (1) engine, one (1) ladder and the battalion chief respond with emergency lights and siren activated.

Total: 2,831

- confirmed structure fire (code red): 8
- confirmed activation, no fire (code yellow): 2,499
- other: 324

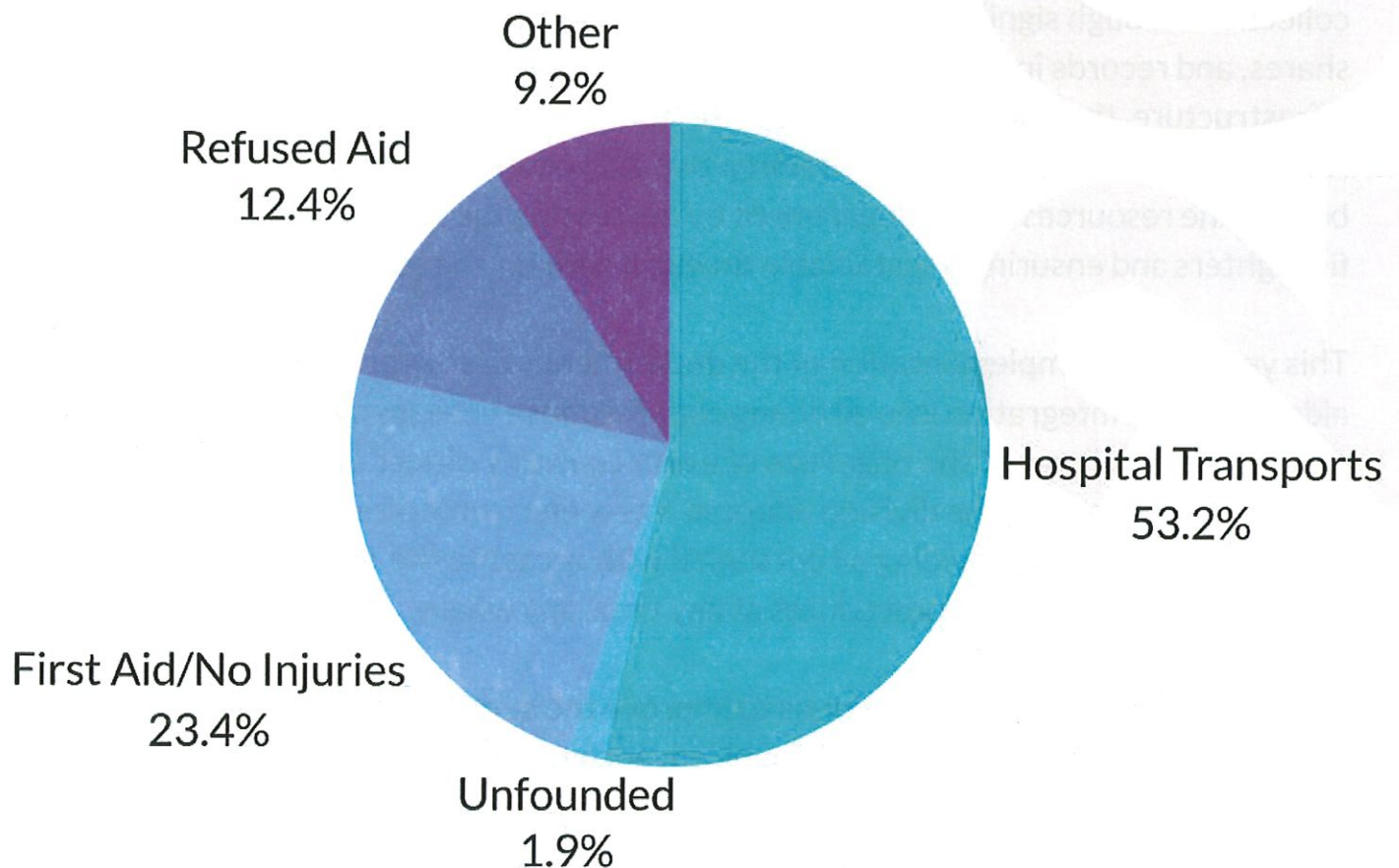


MOTOR VEHICLE CRASHES

The department is dispatched whenever a motor vehicle crash involves injuries or suspected injuries. Response to motor vehicle crashes is one (1) engine and one (1) rescue excluding highway crashes whereby one (1) ladder also responds. Incidents where patients need to be extricated from the vehicle(s) includes the response of the Special Hazards which occurred thirteen (13) times.

Total: 2,338

- Hospital Transports: 1,244
- First aid only/No Injuries: 547
- Refused Medical Aid: 289
- Unfounded: 44
- Other assistance provided: 214



ADMINISTRATION

The administrative bureau is responsible for ensuring the resources of the department are being utilized efficiently through effective management and coordination within the department along with various other city departments.

Led by Assistant Chief Joseph Molis, administration is the liaison and leader for many of the core functions the department relies on such as equipment procurement, information technology, Human Resources, health and safety initiatives, and coordination with the departments of public safety and public property.



Administration began several new initiatives this year to improve the transfer of information and data collection through significant improvements to how the department tracks, shares, and records information. While updating our technology infrastructure, the bureau also oversaw the administration of the recruitment, training, and hiring of thirty-two (32) new firefighters to bolster the resources of the department by decreasing the workload of firefighters and ensuring a sustainable financial path for the service.

This year saw the implementation of the department's first-ever computer aided dispatch integration into all emergency response vehicles along with vital information now at the fingertips of every company officer at an incident. Additionally, the division adopted a new electronic directive management system providing all personnel with access to the department's policies and procedures at any time, any where.

Our administrative bureau continues to improve the quality and function of the Providence Fire Department through advancements in technology and adoption of progressive policies.

ADMINISTRATION

Sworn Non-Union	2023	2022	2021
Chief of Dept.	1	0	0
Assistant Chief of Dept.	0	0	0
Chief of Operations	1	1	1
Chief of Administration	1	1	1
Fire Marshal	1	0	0
Deputy Assistant Chief/EMS	1	1	1
Total	5	3	3

Civilian Staff	2023	2022	2021
Administrative Assistant	2	2	2
Account Analyst	1	1	1
Human Resources Manager	1	1	1
Front Desk Clerk	1	1	1
Fire Prevention Clerk	1	1	1
Repair Division Clerk	1	1	1
Superintendent of Repair	1	1	1
Asst. Superintendent Repair	1	1	1
Plan Review Inspector	3	3	3
Fire Equipment Person	1	1	1
Mechanic	10	10	10
Total	23	23	23

ADMINISTRATION

Sworn Union	2023	2022	2021
Deputy Assistant Chief	4	4	4
Battalion Chief	16	16	16
Fire Captain Training	1	1	1
Dispatcher Captain	1	1	1
Fire Prevention Captain	1	1	1
EMS Captain	1	1	1
Fire Captain	20	20	20
Rescue Captain	7	7	7
Fire Prevention Lieutenant	2	2	0
Fire Lieutenant	60	60	60
Rescue Lieutenant	21	21	21
Dispatcher In Charge	4	4	5
Fire Training Instructor	3	3	1
Person In Charge - Carpenter	0	1	1
Person In Charge - Supply	0	1	1
Fire Investigator	4	4	4
Arson Investigator	2	2	2
Air Supply Technician	1	1	1
Inspector - Plan Review	5	5	5
Rescue Technician	28	28	28
Firefighter	196	185	207
Total	377	368	387

ADMINISTRATION

Staffing:

	2023	2022	2021
Sworn FTE	367	389	423
Sworn FTE (year end)	382	371	390
Appointment	32	0	0
Attrition (total)	17	18	33
Service	11	16	22
Disability	0	1	0
Ordinary	0	0	0
Resignation	6	1	4
Other	0	0	7

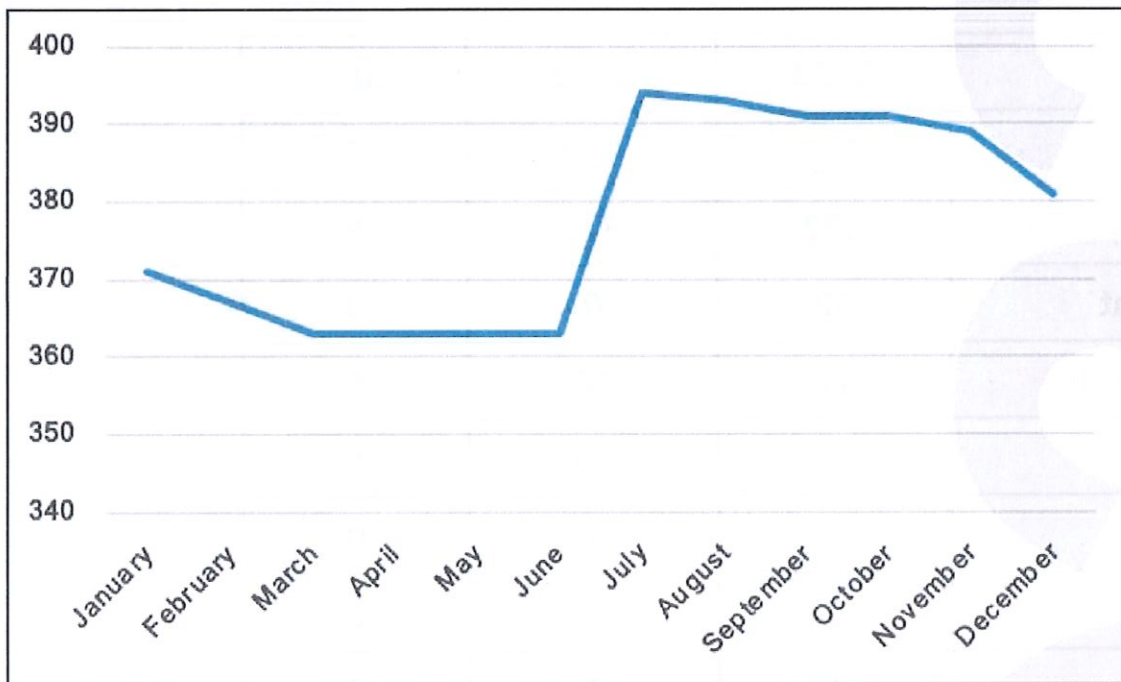
Leave & Callback:

	2023	2022	2021
FMLA	10,168	8,170	9,498
Injury	22,129	22,694	31,660
Sick Leave	19,733	24,743	30,393
Personal Leave	20,756	21,696	20,377
Military Leave	8,704	4,603	6,662
Vacation	81,885	82,321	83,541
Total Leave	163,375	164,227	182,132
Callback	207,373	194,499	152,793

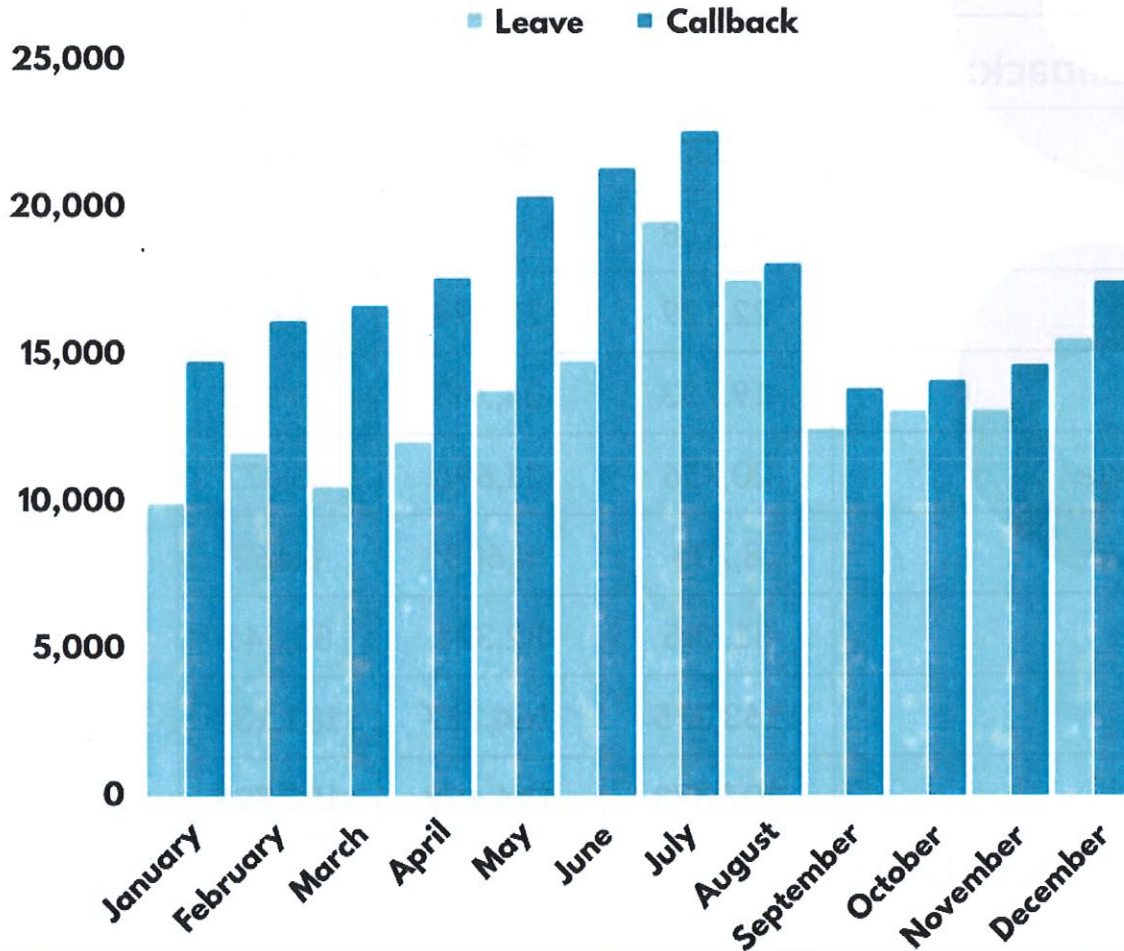
*represented in total hours

ADMINISTRATION

Sworn Personnel Count by Month:



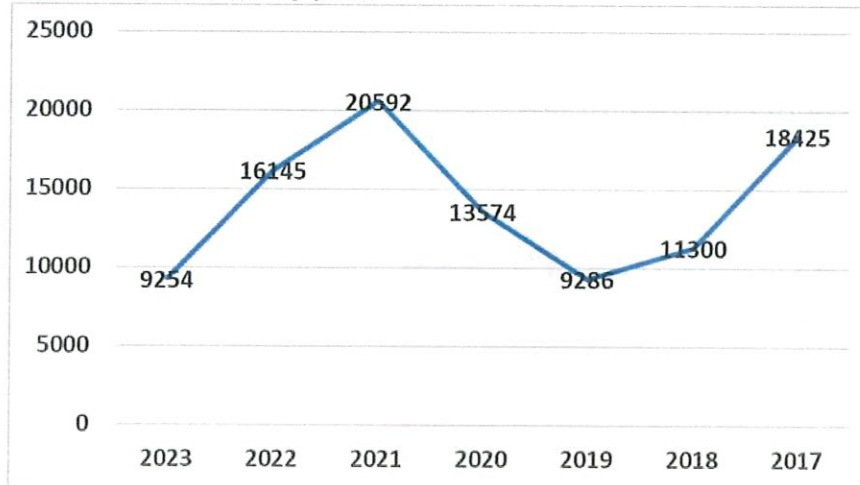
Leave and Callback Comparison by Month:



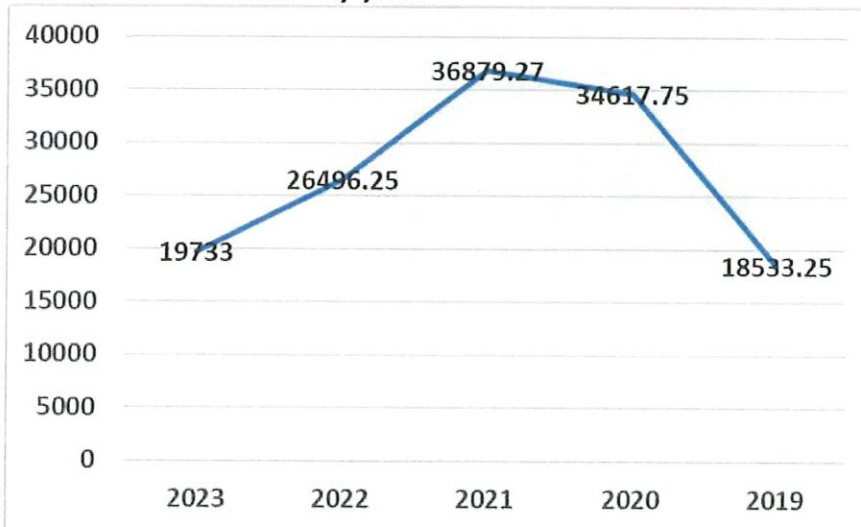
ADMINISTRATION

Use of sick leave and light duty within the department reached its lowest level since 2019 while injured on duty status reached its lowest since before 2017.

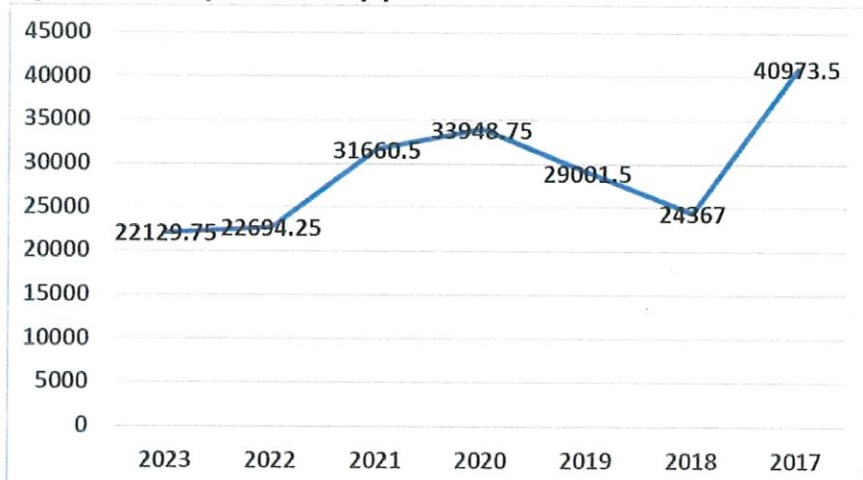
Light duty in hours by year:



Sick leave use in hours by year:



Injured on duty in hours by year:



EMERGENCY MEDICAL SERVICES

The Emergency Medical Services Division provides basic and advanced life support services, and hospital transportation as the busiest prehospital care provider in Rhode Island and second busiest in New England.

This division is led by Deputy Assistant Chief for EMS Zachariah Kenyon and is comprised of seven (7) advanced life support rescues that responded to over 30,000 basic and advanced life support incidents in 2023. The EMS division is also responsible for the certification and training of all Providence firefighters as emergency medical technicians along with all engines and ladders as non-transporting advanced life support units.

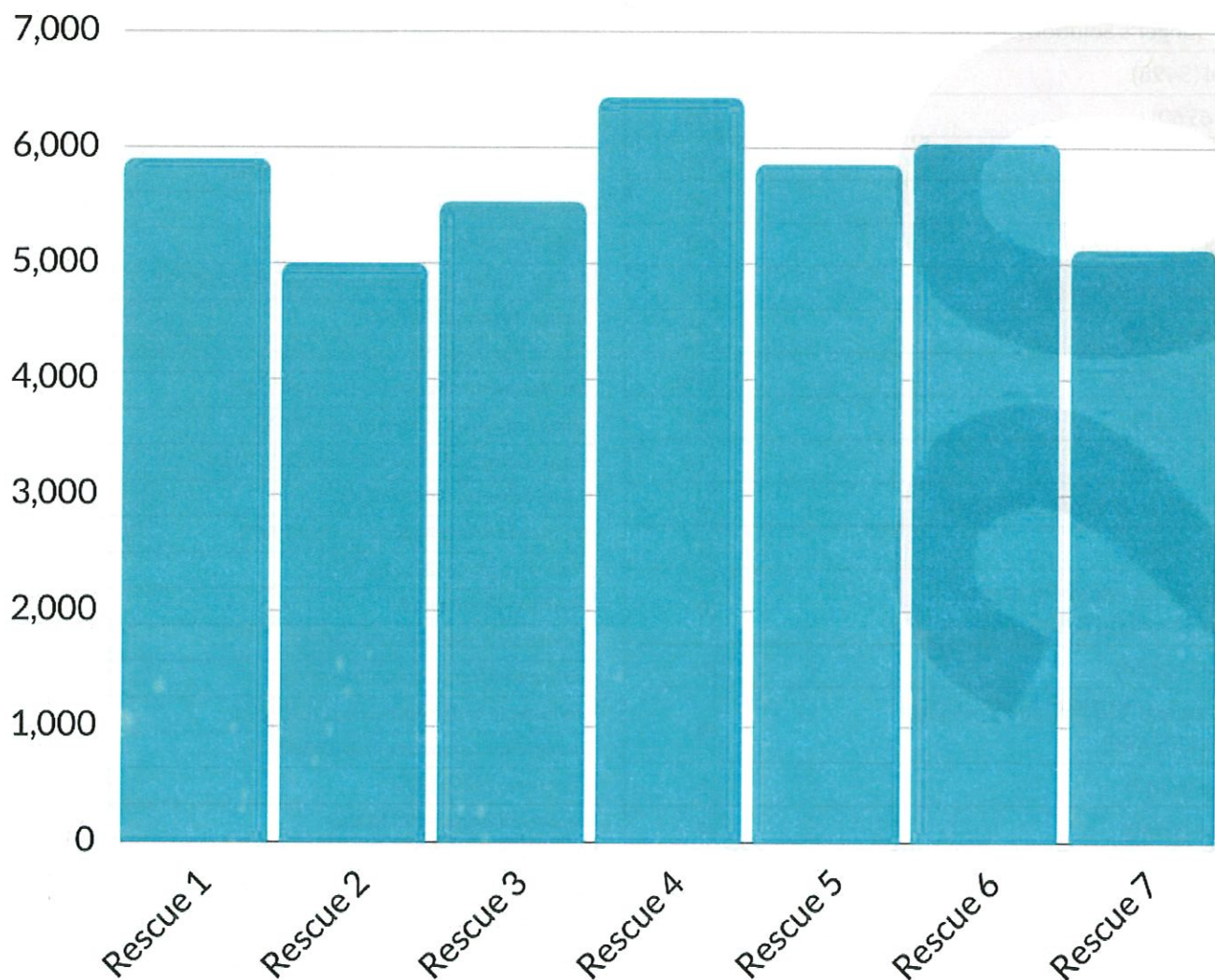


The division has adopted new programs for community based CPR training, EMS bicycle response, and initiatives such as mobile integrated health and mental health response that provides medical and clinical care in a dedicated response vehicle for those in crisis.

While responding to 153 cardiac arrests, 207 confirmed strokes, and over 1,100 overdose emergencies the division continued to lead the way with new programs and practices to better serve Providence.

RESCUE COMPANIES

- Rescue 1 (Broad St.) 5,897
- Rescue 2 (Hartford Ave.) 5,000
- Rescue 3 (Branch Ave.) 5,530
- Rescue 4 (Washington St.) 6,434
- Rescue 5 (North Main St.) 5,860
- Rescue 6 (Atwells Ave.) 6,040
- Rescue 7 (Admiral St.) 5,123



RESCUE COMPANIES

Medications administered by rescue:

Medication listed in narrative/other	29,209
Oxygen (7806)	848
Narcan (7242)	513
Epi 1:10,000 (317361)	378
Normal saline (125464)	354
Albuterol (435)	322
Ipratropium Bromide (7213)	268
Aspirin (1191)	256
Solu Cortef/Solu Medrol (5492)	246
Zofran (26225)	243
Nitroglycerin (4917)	139
Aspirin, Chewable 81 MG (211830)	130
Fentanyl (4337)	114
Lactated Ringer's Solution (35629)	95
Benadryl (3498)	67
Versed (6960)	65
D10 (260258)	61
Glucose (Oral) (4850)	43
Epi 1:1,000 (328316)	37
Acetaminophen (Oral) (161)	31
Adenosine (296)	29
Amiodarone (703)	18
Atropine (1223)	17
Glucagon (4832)	14
Acetaminophen (Rectal) (569964)	8
Diltiazem (3443)	8
albuterol / ipratropium Inhalation Solution [DuoNeb] (2108261)	8
Thiamine (10454)	6
acetaminophen 160 MG per 5 ML Oral Solution (307675)	6
Lidocaine (6387)	5
Ibuprofen (5640)	4
Racinephrine 2.25 % Inhalant Solution (310133)	4
Tylenol (IV/IO) (202433)	2
Calcium Chloride (1901)	1
Lasix (4603)	1

Medical treatments provided by rescue:

12 Lead ECG Obtained (268400002)	5,250
Extremity Vein Catheterization (392230005)	5,183
Electrocardiographic monitoring (46825001)	4,131
Patient Assessment (422618004)	3,407
Cervical Collar Applied for Stabilization (49689007)	469
3 Lead ECG Obtained (428803005)	459
General Wound Care (225358003)	188
ETCO2 Digital Capnography (425543005)	149
Monitoring of Preexisting Devices and Interventions (182777000)	100
Bagged Ventilations (via Mask) (425447009)	94
Spinal Immobilization (Cervical) (398041008)	89
Intraosseous Cannulation (430824005)	81
Cardiopulmonary Resuscitation (Mechanical Device)	79
Laryngeal Mask Airway Insertion (424979004)	70
Venous Puncture for Blood Draw (396540005)	68
Defibrillation (Manual) (426220008)	60
Contact Medical Control (304562007)	55
Airway Opened (232664002)	54
Cardiopulmonary Resuscitation (Manual) (89666000)	52
Bagged Ventilations (via Tube) (243140006)	48
Splinting (General) (79321009)	44
CPAP (47545007)	43
Patient Cooling (Cold Pack or General) (431774007)	42
Suction Airway (230040009)	40
Patient Warming (Warm Pack or General) (431949004)	24
Oropharyngeal Airway Insertion (7443007)	23
Spinal Immobilization (Full) (426498007)	18
Nasopharyngeal Airway Insertion (182692007)	16
Vagal Maneuver (128968000)	9
Pressure Dressing Application (26906007)	8
Wound Irrigation (225116006)	8
Childbirth (236973005)	7
Tourniquet Application (20655006)	7
Intubation (Orotracheal) (232674004)	6
Occlusive Dressing Application (22206003)	5
Pacing (External and Internal) (18590009)	5
Burn Care (133901003)	4
Decontamination (409530006)	4
Splinting (Pelvic Binder/Sling) (182556001)	4
Eye Irrigation (49999004)	3
Venous Catheter Removal (424287005)	2
External Jugular Vein Catheterization (405427009)	1
Laryngoscopy (Direct) (78121007)	1

RESCUE COMPANIES

Incident type by dispatch:

Breathing Problem	2690	Dehydration	61
Psychiatric Problem/Abnormal Behavior/Suicide Attempt	2292	Choking	60
Chest Pain (Non-Traumatic)	2028	Well Person Check	57
Alcohol intoxication	1950	Eye Problem/Injury	55
Falls	1765	Stabbing	53
Pain	1655	Cardiac Arrest/Death	48
Abdominal Pain/Problems	1544	Motorcycle Collision	48
Motor Vehicle Crash	1410	Assault - Sexual	45
Unknown Problem/Person Down	1209	Chronic Illness/Medical Condition	45
Convulsions/Seizure	1025	Stab/Gunshot Wound/Penetrating Trauma	38
Overdose/Poisoning/Ingestion	1008	Animal Bite	37
Sick Person	797	Medication Reaction (Not Allergic)	37
No Other Appropriate Choice	677	Burns/Explosion	36
Nausea/Vomiting	619	Pediatric Fever	35
Altered Mental Status	617	Pediatric - Trauma, Fall, MVA, GSW, Other.	32
Assault	583	Transfer/Interfacility/Palliative Care	30
Unresponsive	555	911 Hang-Up	28
Walkin (EMS Related)	513	Fracture	24
Syncope/near-fainting	512	Gunshot	23
Weakness/Lethargic	511	Mutual Aid-Medical	23
Diabetic Problem	490	GI Bleed	22
Hypotension / hypertension	471	Standby	21
Dizziness	450	Cardiac Arrest - Possible DOA	18
Head Injury	423	Public Service	18
Back Pain (Non-Traumatic)	422	Gas Leak / Gas Odor (Natural and LP Gases)	17
Traffic/Transportation Incident	416	Welfare Check	17
Stroke/CVA	398	Automated Crash Notification	13
Traumatic Injury	322	Heat/Cold Exposure	12
Bleeding	319	Pediatric - Unresponsive	12
Allergic Reaction/Stings	274	Allergies	11
Unconscious/Fainting/Near-Fainting	268	Water Rescue	11
Medical Alarm	241	Excessive Heat	9
Anxiety Attack	237	Carbon Monoxide/Hazmat/Inhalation/CBRN	8
Alcohol Detox/Withdrawal	227	Respiratory Arrest	8
Medical Transport	225	Invalid Assist/Lifting Assist	7
Pregnancy/Childbirth/Miscarriage	193	Pediatric - Abdominal pain	7
Auto vs. Pedestrian	192	Taser Shock	7
Fever	182	Hanging	6
Headache	180	HAZMAT Standby	6
Hemorrhage/Laceration	122	Confined Space / Structure Collapse	3
Cardiac dysrhythmia	118	Electrocution/Lightning	3
Heart Problems/AICD	117	Pediatric - Cardiac Arrest	3
Epistaxis (Nosebleed)	86	Safe Station Drug Program	3
Urinary problem	85	Drowning/Diving/SCUBA Accident	2
Possible DOA	74	Search and Rescue	2
Fire	67	Elevator Emergency	1
Fire Standby	65	Industrial Accident/Inaccessible Incident/Other Entrapments (Non-Vehicle)	1
Pediatric - Seizure	63	Pediatric - Diabetic	1
Structure Fire	62	Pediatric - Drowning or near drowning	1
		Penetrating Wounds	1

FIRE PREVENTION

The Fire Prevention Bureau serves as a vital partner in ensuring a safe city for all our residents and visitors. Fire Prevention encompasses inspections, plan review, public education, and investigations through twenty-two (22) sworn and civilian staff.

The Fire Prevention Bureau is led by Fire Marshal Derek Simoneau who was proudly promoted in 2023 after several years without the position. Under his leadership the bureau has seen several innovations and improvements to its inspection and plan intake process that has provided a better customer service environment and additional revenue.



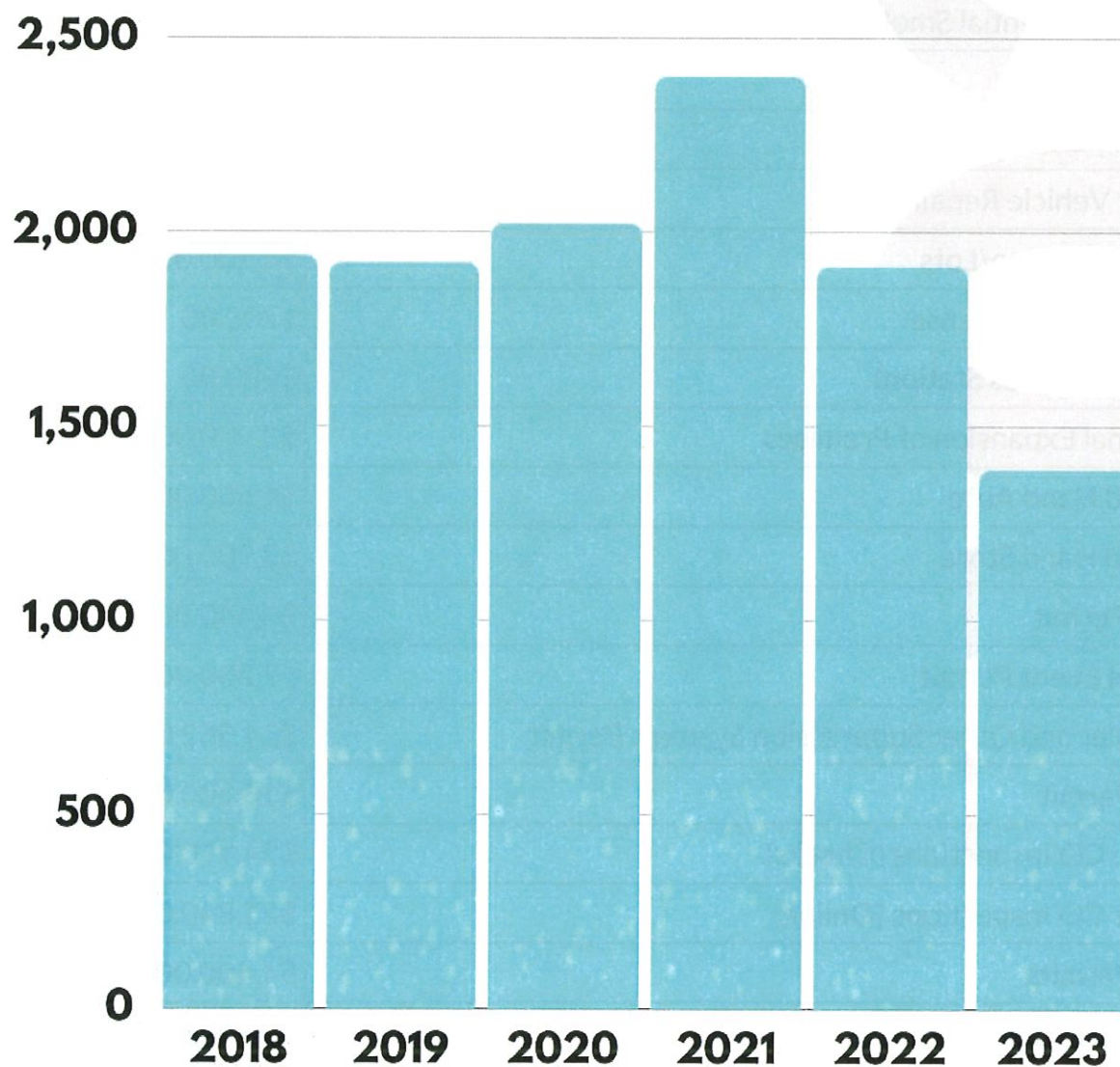
Fire Prevention successfully implemented a new system for tracking fire code complaints that resulted in 258 inspections, a 161% increase over the previous year. Further improving service through technology, fire prevention implemented an online payment and scheduling system for residential inspections whereby 58% have opted for online payment.

While embracing new programs the bureau completed over 2,400 life safety inspections, 1,200 plan reviews, and participated in over 120 community events to further emphasize the importance of safety in our community.

FIRE PREVENTION - INSPECTIONS

Rhode Island law requires all one, two, and three family dwellings to have a smoke detector inspection certification to transfer ownership. These inspections are completed by fire prevention which resulted in \$46,830 in revenue for 2023.

Dwellings inspected by year:



FIRE PREVENTION - INSPECTIONS

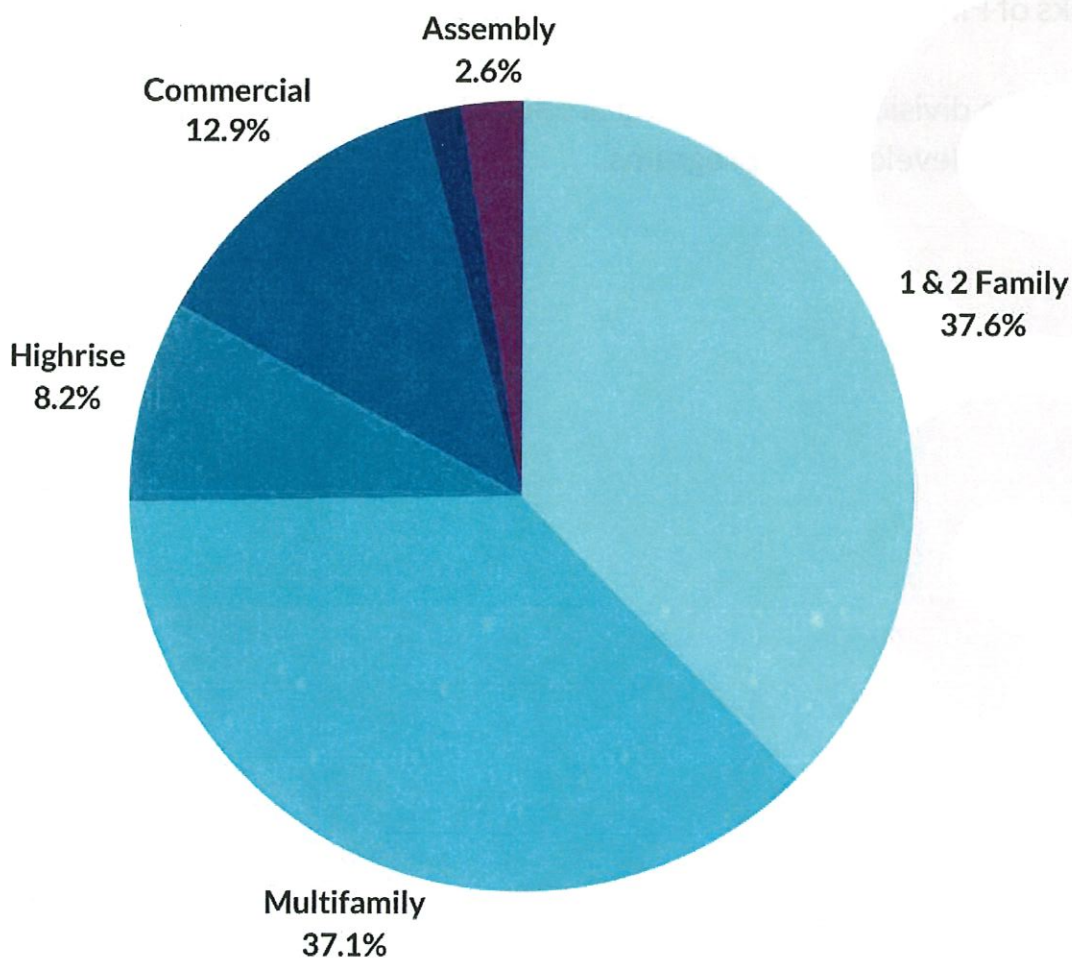
Permit Type	Fee Collected
Liquor License	\$53,300.00
Entertainment/Raffle/Class F Liquor Licenses (with entertainment)	\$6,700.00
Building Permit	\$1,168,719.00
Commercial Cooking Permit	\$5,748.00
Fire Alarm Permit	\$28,942.96
Food/Holiday License	\$50,500.00
Holiday Only License	\$2,400.00
Install Residential Smoke Alarm and CO Alarms	\$51,825.00
Junk License	\$900.00
Laundry License	\$4,000.00
Motor Vehicle Repair	\$7,000.00
Parking Garage/Lots	\$4,100.00
Pawnbrokers License	\$700.00
Petroleum (Gas Station)	\$900.00
Seasonal Expansion of Premises	\$3,200.00
Second Hand Auto	\$1,600.00
Second Hand Store	\$2,900.00
Solar Permit	\$4,440.00
Special Event Permit	\$7,300.00
Sprinkler and Other Suppression Systems Permit	\$24,582.00
Tent Permit	\$16,200.00
Smoke CO Inspections (Checks)	\$24,990.00
Smoke CO Inspections (Online)	\$21,840.00
Tent Permits	\$4,400.00
Building Inspections	\$2,545.00
License Inspections	\$1,100.00
Total	\$1,500,831.96

FIRE PREVENTION - INVESTIGATIONS

Fire Prevention's arson and fire investigation division is comprised of two (2) arson investigators, including a K9, and four (4) fire investigators.

Together, this division investigated 286 incidents which included, eighty-seven (87) motor vehicle fires, twenty-nine (29) outdoor fires, fifty-eight (58) indoor fires that did not involve the structure, and 106 structure fires--these incidents resulted in thirty-three (33) civilian injuries and two (2) deaths.

Incidents involving structures by occupancy:



DIVISION OF TRAINING

The Division of Training is responsible for all training and professional development within the department. This includes training of new firefighters, promotional testing and training, continuing education for emergency medical services along with fire and rescue operational training.

The division is led by Captain Felix Ramos, Jr. with the support of three (3) training instructors. While ensuring the delivery of pertinent training for all members of the department, this division also underwent through three transitions of leadership from Captain Robert Crellin to Captain Michael Sullivan and now Captain Ramos.

Most notably the division assisted in the training of thirty-two new firefighters and the administration of three promotional examinations for the ranks of Fire Lieutenant, Fire Captain, and Battalion Chief.

Additionally, the division developed and produced numerous training and professional development programs.

DIVISION OF TRAINING

January

Administration of Battalion Chief promotional exam
Coordination of annual hose testing
Coordinated department training at 175 Terminal Road (UNIVAR)

February

Battalion Chief promotional exam administered and published
Lateral firefighter training academy preparation
Coordinated department training at Miriam Hospital
Coordinated department training at AT&T, Royal Little Drive

March

Administration of Fire Captain promotional exam
Addition of Prodigy training program for fire and rescue continuing education

April

Coordinated department training on Rapid Intervention and vehicle repeater systems
Developed training for forcible entry utilizing newly donated door prop
Conducted annual hose testing
Coordinated department training Biological Detection System at main Post Office
Coordinated department training at Paragon Mill (144 Delaine Street)

May

Continued lateral firefighter academy preparation
Fire Captain promotional exam administered and published

June

Lateral firefighter academy underway

July

Constructed roof training props
Coordinated department training at Providence College
Lateral firefighter academy graduation
Firefighter CTE cohort 2 program began

DIVISION OF TRAINING

August

Administered annual SCBA facemask testing per OSHA guidelines
Conducted confined space training

September

Conducted department training at 121 Terminal Road National Grid LNG Operations
Administration of Fire Lieutenant promotional exam
Department audit for 1041 - fire instructor and 1021 - fire officer training
Conducted department training for all members to be recertified in CPR

October

Conducted department training at Radius Recycling, Allens Avenue
Coordinated department wide training with DEIB and EEO
Conducted department training with RI Fire Academy for 1041- fire instructor

November

Fire Lieutenant exam administered and published
Conducted department training for all members in hazardous materials operations
Conducted department training for ice rescue operations
•Coordinated rail car safety class for forty (40) members of the department
Conducted department training with RI Fire Academy for 1041- fire instructor

December

Completed department training on anti-harassment, non-discrimination with EEO and DEIB
Conducted department training on firefighter deployment of attack hose
Finalized department training with RI Fire Academy for 1041-fire instructor
Coordinated with RI Fire academy to produce training for 1021 - fire officer and 1521 - incident safety officer to be offered in 2024

BUREAU OF OPERATIONAL CONTROL

The Bureau of Operational Control is the central dispatch center for all fire department emergency responses. This division is also known as Fire Alarm and is located at 1 Communications Place along with Public Safety Telecommunications. The B.O.C. is led by Dispatcher Captain Michael Cairone along with four (4) Dispatchers-In-Charge with one being assigned to each of the four fire department shifts.

In addition to the five sworn members of the department, eleven (11) civilian fire dispatchers from the Department of Communications are assigned to ensure effective fire and rescue call taking and dispatching. This staffing complement results in a minimum of three (3) personnel on-duty at all times.

DISPATCH CALL TYPES

Alarm Sounding	1635
ALS	22632
Municipal Street Box	1261
BLS	9400
Bomb Threat/Suspicious Package	3
Carbon Monoxide	392
Elevator Emergency	253
Fuel Leak	21
Gas Emergency	271
Highway Response	575
Investigation	52
L-LOCKOUT	390
Master Box Alarm	2827
MFOE	29
MFOL	40
MHI-ALS	209
MHI-BLS	598
MRI	406
MRO	125
Non-Structure Fire	119
Non-Structure Fire-HWY	20
Public Assist	960
S - STILL ALARM	1589
Still Box	417
Technical Rescue	127
Vehicle Crash	1476
Wires Down	87
TOTAL	45914

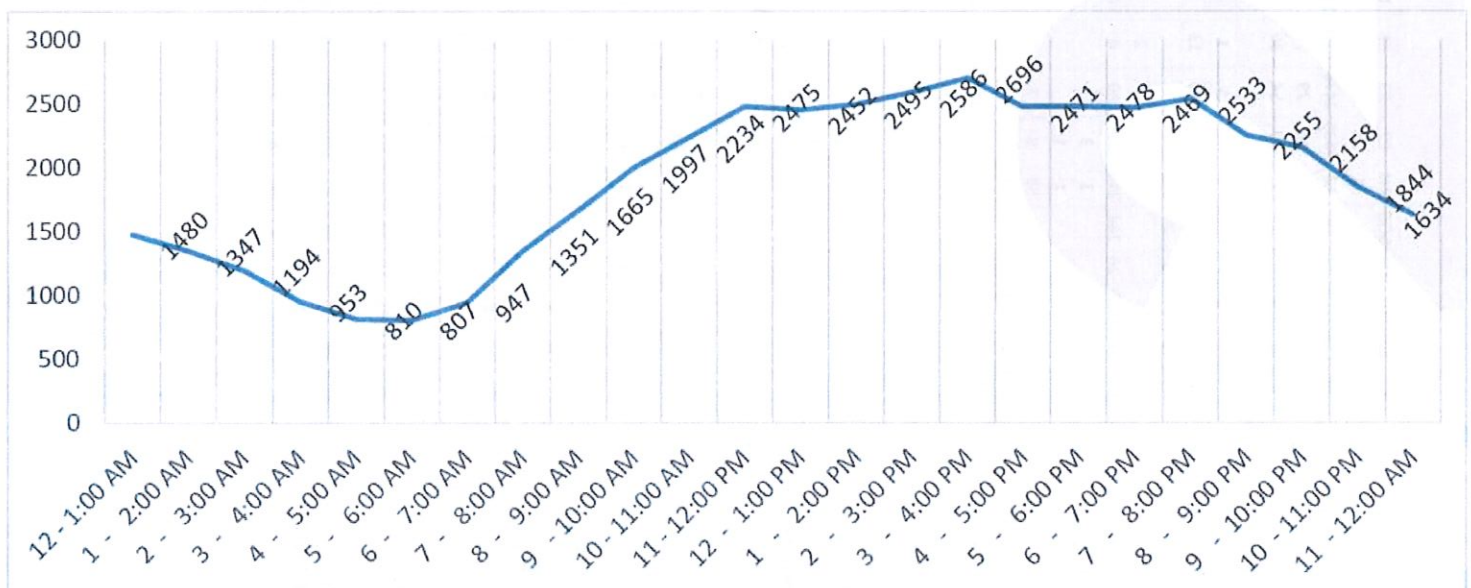
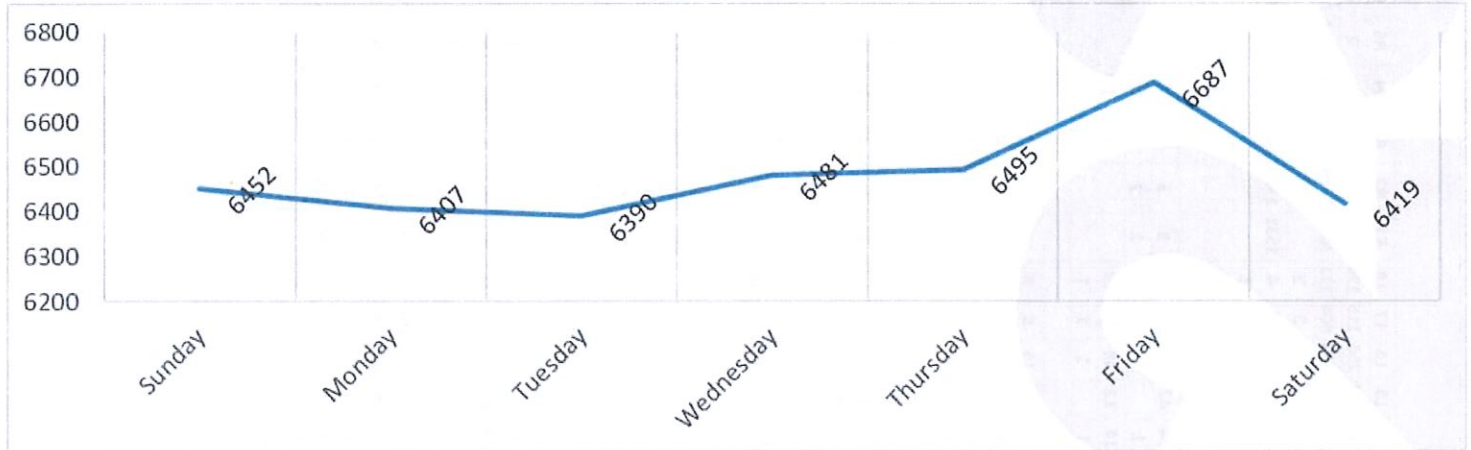
*CAD call types changed in 2023

Companies dispatched by call type:

		B1	B2	B3	D1	SOB	SH1	E2	E3	E6	E7	E8	E9	E10	E11	E12	E13	E14	E15	TL1	TL2	L3	L5	L6	L7	L8	R1	R2	R3	R4	R5	R6	R7
Alarm Sounding	3	10	6	2	4	11	34	44	39	25	30	53	47	32	74	23	55	53	117	129	168	184	256	115	178	3	1	2	2	2	3		
	96	131	113	12	16	17	2636	2478	1430	1604	2380	1156	1718	868	2737	1051	1364	1821	490	424	595	289	233	604	171	3671	3089	3562	3806	3564	3739	3394	
	1	1					16	29	70	6	42	17	9	16	41	4	50	107	3	3	8	2	4	3	2						1		
	4	4	3				2	30	54	30	49	72	15	38	17	42	19	32	37	21	41	32	14	20	30	4	1533	1346	1358	1881	1591	1661	1146
Bomb Threat/Suspicious Package				2			1								1				1		2				1							1	
BPM				1					5	1	2	4	3		1	2	1	5	13	4	6	4	2	16	3				1	1			
CA	26	49	65		3			21	10	13	8	5	35	8	7	8	3	15	11	11	15	13	15	29	25	34							
Carbon Monoxide	14	52	57	1	2	361																											
COVID-19								2		2			1				1			1	1												
Elevator Emergency	69	62	132	26	244	244	19	80	4	63	4	49	4	3	8	7	10	10	132	13	14	12	18	29	62								
Fuel Leak	1				1	1	3	3				3			2	1					1	1	1	1									
G1		1										1	1	1			1	1															
G2	17	23	21		1	58	8	7	6	2	3	6	5	1	8	3	3	8	7	9	8	7	15	8	9			1				1	
G3	7	4	11	1	2	19	8	11		12	2	9	7	3	5	3	3	2	10	4	6	6	2	10	7	3	2	4	4	7	1		
Highway Response	89	29	54	4	10	9	97	150	13	53	39	45	6	83	49	59	23	1	172	58	42	109	41	134	50	110	64	115	130	127	61	76	
HWY-Fire	1	2	2				1	2	1	2	1	1	1	1	1	2				1	1	1	2	3							1		
I - Fire	1	1	1	1	2	2	1						1				1		1		1	1											
Investigation	12	18	22	1	1	5	3	9	4	5	5		2	11	3	5	4	5	4	8	5	15	6	7			1		1	1	1		
J	2	1	1		1	5		2	1	1			1				1		2	1	1	1	1			1	1	1	1	1			
LA - LOCKOUT IN AUTO							18	1					1							6	5	3	9	3	4	5	1						
L-L-LOCKOUT							10	5	3	3	1	1	2	5	1	5	2	2	3	38	34	54	79	84	44	28							
Major Gas Emergency	4	12	11	2	2	26	2	2	1	5	3	3		2	5	1	3	1	3	12	11	7	3	9	11	7	1	4	4	4	4	5	
Master Box Alarm	754	886	1108	20	130	27	725	1328	260	1145	780	923	695	419	411	406	782	395	1307	751	413	637	702	762	881	11	3	9	9	7	6	5	
MFQE			3			3			1					22				3															
MFOL	1	3							1											4	1	28	5	2									
MHI-ALS							19	21	9	20	23	6	18	8	31	12	13	15	3	6	9	1	2	4		40	32	28	29	40	38	33	
MHI-BLS	1						2	6	2	3	4		1	3	3	3	1	4		1		1	1		1	79	79	78	111	102	88	77	
MRI	4	4	4	1	2	3	42	30	28	24	49	24	37	23	39	24	20	31	9	20	19	12	6	13	6	12	8	7	7	7	7	14	
MRO							2					1														19	15	29	15	25	15	10	
Municipal Street Box	3	1			1	3	6	18	3	10	1	1	3	16				9	21	66	162	167	67	252	79	39			1	1	1	1	
Non-Structure Fire	1	2	2	1	2	12	15	14	9	16	4	6	6	22	5	12	10	19	16	22	15	28	11	3	2				2				
Non-Structure Fire-HWY							1	1	2	4	2	1	3	3	2	4	1	2	1	2	3	1	2	3					1				
Public Assist	2		6		7	16	8	6	9	6	8	6	1	9	2	8	4	109	102	125	95	149	149	74	8	9	8	12	6	10	11		
S - STILL ALARM	15	9	23	6	11	25	130	108	100	87	62	127	97	94	192	75	120	155	62	45	93	52	104	70	54	9	7	4	7	5	6	10	
SSP							1		1	3	1	3	1	1	1			1		1		2											
Still Box	87	185	167	68	271	398	140	202	108	210	165	105	104	127	145	75	249	162	206	192	162	183	260	164	136	77	83	73	55	67	92	92	
Technical Rescue	21	22	38	18	74	75	10	11	7	18	9	11	9	9	6	5	9	5	27	23	7	16	12	18	13	21	13	12	23	14	19	10	
TIP	11	14	18	21	38	41	7	8	1	5	4	3	3	1	5	3	11	3	9	5	6	6	12	7	3	4	5	8	11	7	8	14	
Vehicle Crash	19	32	15	4	46	30	140	164	109	94	126	77	114	85	152	104	128	96	51	44	34	33	31	43	20	284	230	218	312	271	270	216	
W - WATER EMERGENCY	3	5	1		1	17	10	9	8	10	4	10	8	20	9	11	13	4	9	7	5	2	3	4									
Wires Down						1	1	4	2	4	1	3	4	1	1	7	2	7	6	9	10	19	10	17	12	14		1	1				
MR	3		5	3	3	5	1	1		1		3	1	1	1	1	1	1	2			1	3	1	1	1	2	1	2	1	1	1	

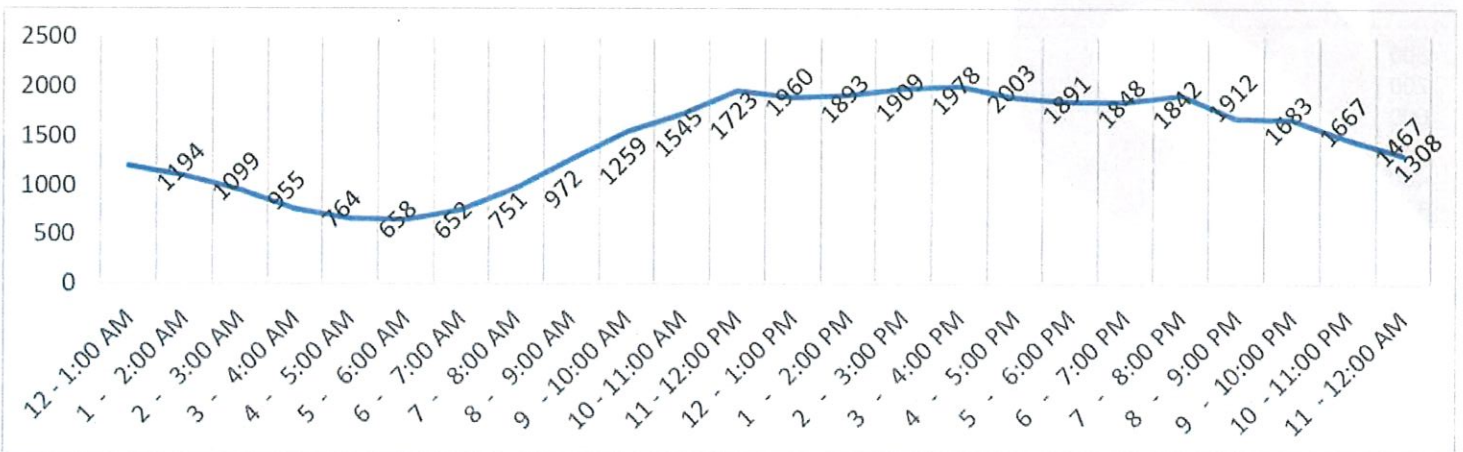
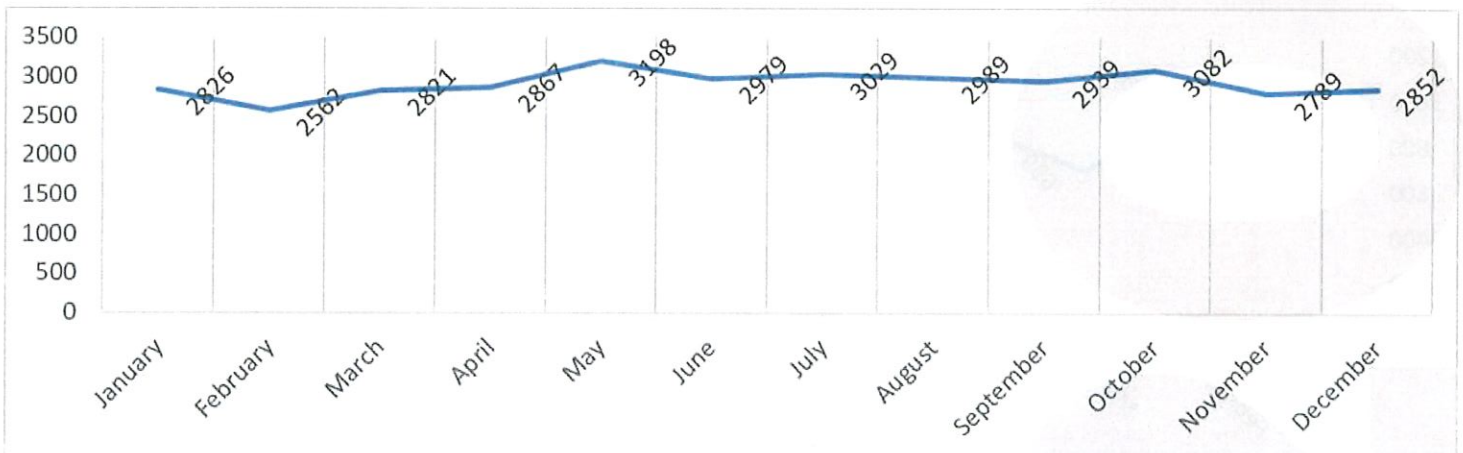
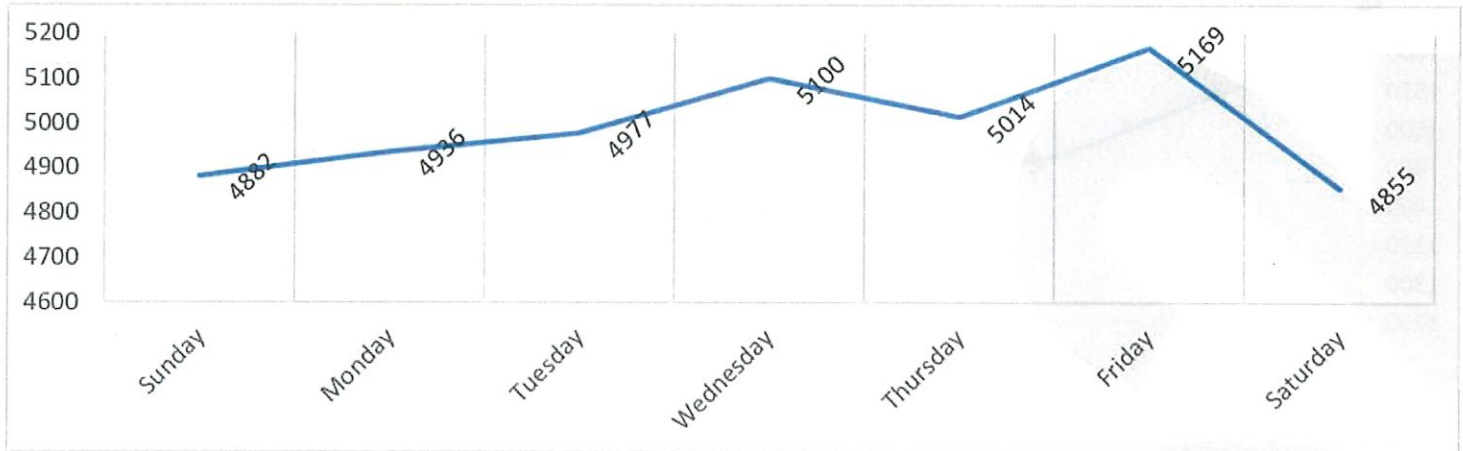
DEPARTMENT CALL VOLUME BY DAY/MONTH/HOUR

All calls for service by day, month, and hour:



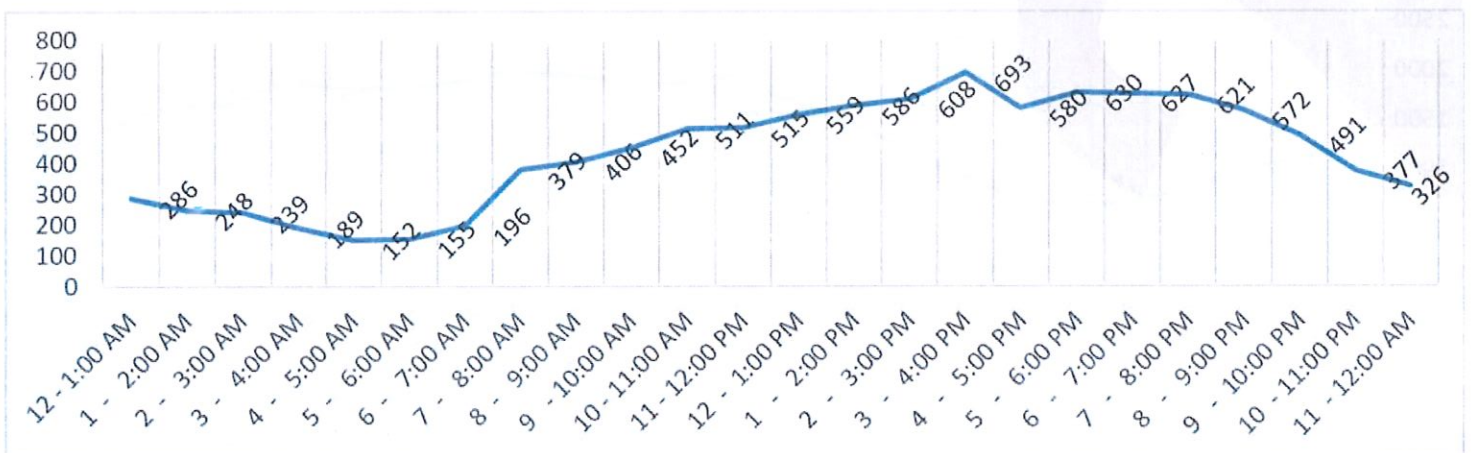
RESCUE CALL VOLUME BY DAY/MONTH/HOUR

All EMS calls for service which includes ALS, BLS, and motor vehicle crashes by day, month, and hour:



NON-RESCUE CALL VOLUME BY DAY/MONTH/HOUR

All calls for service excluding ALS, BLS, and motor vehicle crashes by day, month, and hour:



MUTUAL AID - OUT OF CITY

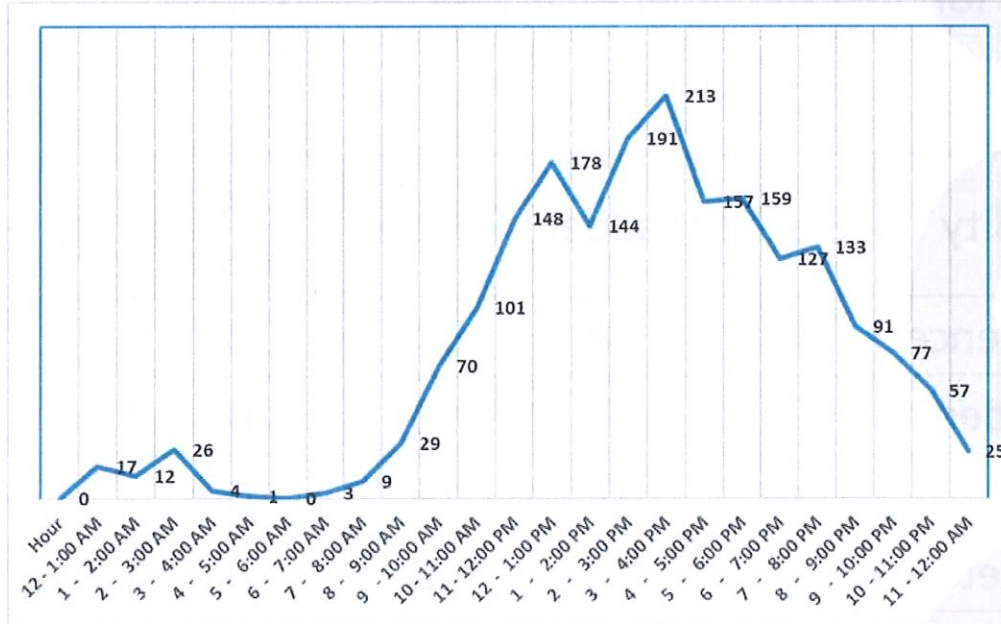
The department responded mutual aid to surrounding communities for fires and other emergencies a total of 541 times.

Municipality	Engine	Ladder	Rescue	Special Hazards
East Providence	15	18	133	0
North Providence	20	27	18	0
Warwick	0	0	16	0
Pawtucket	9	33	53	0
Cranston	16	10	108	0
Central Falls	0	2	6	1
Lincoln	0	0	2	0
Woonsocket	4	0	2	0
Johnston	6	4	28	0
Cumberland	0	5	0	0
Smithfield	4	0	1	0

MUTUAL AID - INTO PROVIDENCE

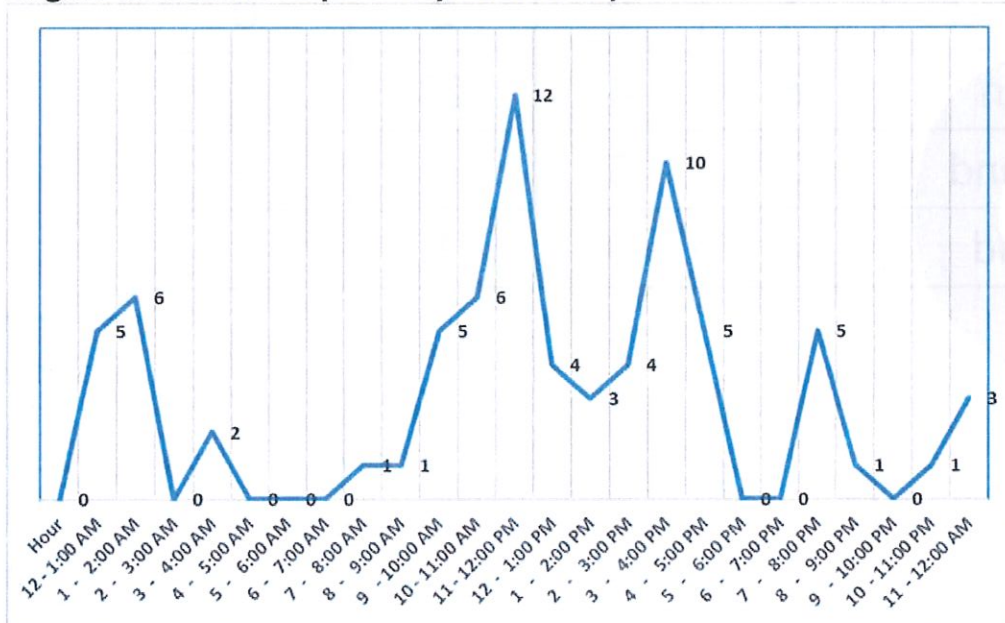
Mutual aid requested 1,972 times for rescues from surrounding communities.

Rescue requests by hour of day:



Mutual aid requested 74 times for engines and ladders from surrounding communities.

Engine and ladder requests by hour of day:



AUTOMOTIVE MAINTENANCE DIVISION

The Automotive Maintenance Division is responsible for the repair and maintenance of all public safety vehicles and is led by Superintendent of Automotive Maintenance George Lazzareschi, Jr., also known as the Shop Supervisor. The division is staffed with an assistant shop supervisor, ten (10) senior mechanics, a fire equipment person, and a clerk to ensure all public safety vehicles are well maintained and ready for service.

APPARATUS ASSIGNMENT AND STATUS

Engine companies:

E-2	Engine	2011	Ferrara Ember	Branch Ave.	Front Line
E-3	Engine	2020	Pierce Saber	Washington St.	Front Line
E-6	Engine	2011	E-One	Hartford Ave.	Front Line
E-7	Engine	2015	E-One	North Main St.	Front Line
E-8	Engine	2007	Pierce Contender	Messer St.	Front Line
E-9	Engine	2020	Pierce Saber	Brook St.	Front Line
E-10	Engine	2020	Pierce Saber	Broad St.	Front Line
E-11	Engine	1999	Pierce	Reservoir Ave.	Front Line
E-12	Engine	2011	E-One	Admiral St.	Front Line
E-13	Engine	2013	E-One	Allens Ave.	Front Line
E-14	Engine	2002	Pierce	Atwells Ave.	Front Line
E-15	Engine	2020	Pierce Saber	Mount Pleasant Ave.	Front Line
Reserve	Engine	1999	Pierce	Dexter St.	Reserve
Reserve	Engine	1991	E-One	Dexter St.	Reserve
Reserve	Engine	1989	Maxim	Hartford Ave.	Reserve

Ladder companies:

TL-1	Ladder	2020	Pierce Ascendant	Washington St.	Temporarily OOS
TL-2	Ladder	2002	Pierce	Messer St.	Front Line
L-3	Ladder	2020	Pierce HDL	Admiral St.	Front Line
L-5	Ladder	2020	Pierce HDL	Broad St.	Front Line
L-6	Ladder	2018	E-One	Atwells Ave.	Front Line
L-7	Ladder	2020	Pierce HDL	Branch Ave.	Front Line
L-8	Ladder	2020	Pierce HDL	Brook St.	Front Line
Reserve	Ladder	1997	E-One	Washington St.	Front Line
Reserve	Ladder	1997	E-One	Dexter St.	Reserve
Reserve	Ladder	1993	E-One	Dexter St.	Reserve

APPARATUS ASSIGNMENT AND STATUS

Rescue Companies:

R-1	Rescue	2017	Ford F550	Broad St.	Front Line
R-2	Rescue	2020	Ford F550	Hartford Ave.	Front Line
R-3	Rescue	2011	Ford F-350	Branch Ave.	Front Line
R-4	Rescue	2011	Ford F-350	Washington St.	Front Line
R-5	Rescue	2013	Ford F-450	North Main St.	Front Line
R-6	Rescue	2018	Ford F-550	Atwells Ave.	Front Line
R-7	Rescue	2018	Ford F-550	Admiral St.	Front Line
Reserve	Rescue	2006	Ford F-350	Dexter St.	Reserve
Reserve	Rescue	2011	Ford F-450	Dexter St.	Reserve
Reserve	Rescue	2010	International 4300	Dexter St.	Reserve
Reserve	Rescue	2006	Ford F-450	Dexter St.	Reserve
Reserve	Rescue	2005	Ford F-450	Dexter St.	Reserve

Command, special operations, and support:

Air Supply 1	Support	2005	Pierce	North Main St.	Front Line
B-1	Command	2017	Ford Explorer	Allens Ave.	Front Line
B-2	Command	2017	Ford Explorer	Messer St.	Front Line
B-3	Command	2017	Ford Explorer	Branch Ave.	Front Line
Div -1	Command	2017	Ford Explorer	Washington St.	Front Line
SOB	Command	2017	Ford Explorer	Washington St.	Front Line
HazMat 1	Special Ops	2021	Ford F450	North Main St.	Front Line
Reserve SH	Special Ops	2004	Pierce	Dexter St.	Reserve
Special Hazards 1	Special Ops	2021	Spartan	Washington St.	Front Line
SRU -1	Support	2002	Ford F-350	Reservoir Ave.	Front Line

