



442

CITY OF PROVIDENCE - RHODE ISLAND - Walter H. Reynolds, Mayor

## The Public Service Engineer

Peter J. Hicks, Jr.  
Public Service Engineer

112 Union St., Providence 3, R. I.

September 16, 1960

Mr. D. Everett Whelan  
City Clerk  
City Hall  
Providence, Rhode Island

Dear Mr. Whelan:

I enclose herewith the bill of the Narragansett Electric Company for the Street Lighting of the City of Providence for the month of August, 1960.

The total net amount of the bill is \$40,570.64.

Very truly yours,

  
Peter J. Hicks, Jr.  
PUBLIC SERVICE ENGINEER

PJH, JR: jc  
Enclosure

IN CITY COUNCIL  
OCT 6 - 1960

APPROVED:

  
CLERK

*Sent to City Contraller 10/10/60*

FILED

SEP 19 12 47 PM '60

CITY CLERK'S OFFICE  
PROVIDENCE, R.I.



# City Plan Commission

EDWARD WINSOR, *Chairman*  
JERRY LORENZO      RALPH MATERA

WALTER H. REYNOLDS, *Mayor*  
LUCIO E. CARLONE, *Secretary*

PAUL A. SAN SOUZI, *Vice Chairman*  
RAYMOND J. NOTTAGE      HARRY PINKERSON

FRANK H. MALLEY, *Director*  
DIETER HAMMERSCHLAG, *Chief Planner*

*Suite 103, City Hall,  
Providence 3, Rhode Island*

October 5, 1960

The Honorable City Council  
of the City of Providence  
City Hall  
Providence, Rhode Island

SUBJECT: PROPOSED AMENDMENT TO THE ORDINANCE DESIGNATING REDEVELOPMENT AREAS IN PROVIDENCE (RELATIVE TO THE MASHAPAUG POND AREA A-1)

Gentlemen:

Chapter 365<sup>4</sup> of the Public Laws of Rhode Island, 1956, provides that a redevelopment project must be within a redevelopment area as designated by the Legislative Body of the community. That part of the Mashapaug Pond Redevelopment Plan for the Huntington Expressway Industrial Park lying between the New Haven Railroad and Huntington Avenue lies outside the Redevelopment Area A-1.

Detailed studies of this Area by the Redevelopment Agency and the City Plan Commission culminating in the Mashapaug Pond Redevelopment Plan for the Huntington Expressway Industrial Park have indicated the incidence of blight within this area and the need, for traffic buffer and other purposes, to include this area within the redevelopment project.

At a meeting of the City Plan Commission held on August 9, 1960 it was

VOTED: To amend the MASTER PLAN FOR LAND USE AND POPULATION DISTRIBUTION changing this area from residential to industrial use.

The Honorable City Council  
of the City of Providence

-2-


October 5, 1960

At a meeting of the City Plan Commission held on October  
4, 1960

The Commission

VOTED: To recommend to the City Council that an extension of the  
Redevelopment Area A-1 northerly, to include the land lying  
between the New Haven Railroad and Huntington Avenue as  
defined by meets and bounds in a recommendation filed with  
the City Council by the Providence Redevelopment Agency, be  
approved.

Very truly yours,



FRANK H. MALLEY  
DIRECTOR  
CITY PLAN COMMISSION

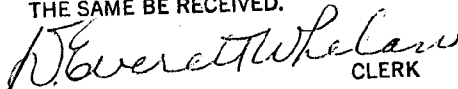
FHM:MMH

c.c. Providence Redevelopment Agency - 3

IN CITY COUNCIL  
OCT 6 - 1960

READ:

WHEREUPON IT IS ORDERED THAT  
THE SAME BE RECEIVED.

  
CLERK

FILED

OCT 6 9 29 AM '60

CITY CLERK'S OFFICE  
PROVIDENCE, R.I.



444  
CITY OF PROVIDENCE - RHODE ISLAND - Walter H. Reynolds, Mayor

## TRAFFIC ENGINEERING DEPARTMENT

ROGER T. CHANDLER  
Traffic Engineer  
JOHN I. LOGAN  
Assistant Traffic Engineer

147 Fountain Street  
Providence 3, R. I.

September 22, 1960


Honorable City Council  
City Hall  
Providence, Rhode Island

Gentlemen:

We have completed our investigation of your request concerning the possibility of a need for "Stop" signs at the intersection of Cole Avenue and Laurel Avenue.

The volume of traffic on both of these streets at this location is relatively light. In addition, this intersection has a very good accident record. Accordingly, this department does not recommend the installation of "Stop" signs at this time.

Very truly yours,

  
Roger T. Chandler  
Traffic Engineer

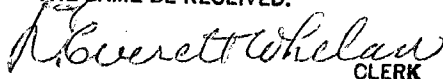
CFA:gf

IN CITY COUNCIL

OCT 6 - 1960

READ:

WHEREUPON IT IS ORDERED THAT  
THE SAME BE RECEIVED.

  
CLERK

FILED

SEP 26 9 30 AM '60

CITY CLERK'S OFFICE  
PROVIDENCE, R.I.

1960—2

## CITY OF PROVIDENCE MILK DEPARTMENT

JOSEPH SMITH, M. D.  
Superintendent of Health  
Inspector of Milk, ex-officio  
Health Dept., 161 Fountain St.

Laboratory and Office at  
Charles V. Chapin Hospital  
153 Eaton Street  
Providence, R. I.

### QUARTERLY REPORT OF THE QUALITY OF MILK SOLD IN PROVIDENCE BY RETAIL DISTRIBUTORS

The following table gives the results of the average of analyses made by this department during the first quarter of the year 1960.

No distributor's name is listed under a particular grade of milk unless at least four samples of that grade were analyzed during the quarter. The standard plate count of colonies of bacteria is obtained by using the logarithmic average set forth in the United States Public Health Service Milk Code.

#### CERTIFIED MILK

The legal standards for Certified Milk are those adopted by the American Association of Medical Milk Commissions, Inc. and in effect at the time of production.

Unless otherwise indicated on the label it shall contain an average of 4.0% of butter fat with a minimum of 3.5% for individual samples and a minimum of 12% of total solids.

The average bacterial count of Pasteurized Certified Milk shall not exceed 500 colonies of bacteria per cubic centimeter.

NAME OF DEALER	BUTTER FAT	TOTAL SOLIDS	Standard Plate Count. Colonies of Bacteria in One Cubic Centimeter
	Per Cent	Per Cent	
Hillside Farms, Inc.....	3.84	12.51	35
Hood, H. P., & Sons.....	4.18	12.93	5

#### GRADE A MILK—PASTEURIZED

Grade A Pasteurized milk is produced on farms scoring not less than 85% using the dairy score card of the U. S. Department of Agriculture. It shall have been pasteurized within 24 hours of the time of milking and delivered to the consumer within 30 hours after pasteurization. The butter fat shall average not less than 3.50% for any four samples taken in a period of not less than 30 days or more than 90 days. The bacteria count shall have a logarithmic average of not greater than 10,000 for any 4 consecutive samples.

The Total Solids Content shall average 12%.

Arrow Lakes Dairy, Inc.....	3.99	12.80	55
Barber, H. C., Dairy, Inc.....	3.91	12.63	725
Borders, Richard M.....	3.73	12.26	300
Brown, J. O.....	3.72	12.28	375
Brown, W. B., & Sons, Inc.....	4.03	12.71	125
Christiansen's Dairy Co.....	4.28	13.14	225
Cornell's Dairy, Inc.....	3.78	12.32	225
Crandall, E. S., Dairy, Inc.....	4.06	12.90	200
Cranston Farms, Inc.....	4.16	12.95	250
De Ciantis Bros. Dairy, Inc.....	4.07	12.79	275
East Greenwich Dairy Co.....	4.26	13.17	175
Farmers' Dairy, Inc.....	3.66	12.11	750
Federal Dairy Co., Inc.....	4.01	12.74	225
Fiske, E. A., Dairy.....	3.92	12.78	1,250
Haywood's Dairy.....	3.91	12.65	775
Hennessey's Dairy Co.....	3.74	12.43	600
Hillside Farms, Inc.....	4.02	12.91	80
Hood, H. P., & Sons.....	4.27	13.02	525



### GRADE A MILK—PASTEURIZED

NAME OF DEALER	BUTTER FAT	TOTAL SOLIDS	Standard Plate Count. Colonies of Bacteria in One Cubic Centimeter
	Per Cent	Per Cent	
Hoogasian's Dairy.....	3.83	12.40	700
Horton Bros. Dairy.....	3.85	12.52	650
Lincoln Woods Farm Co.....	4.16	12.72	325
Miga, Jos., Sunnyview Farms.....	3.89	12.60	400
Mt. Pleasant & N. Barber Dairy, Inc....	4.06	12.93	900
Munroe, A. B., Dairy, Inc.....	4.05	12.82	600
Nelson's Dairy.....	3.83	12.41	250
Pippin Orchard Dairy, Inc.....	3.93	12.66	275
Read's Dairy.....	4.14	13.12	175
Remington's Dairy, Inc.....	4.16	13.04	150
Turner-Lees Dairy, Inc.....	4.01	12.86	225
Viall, W. C., Dairy, Inc.....	3.95	12.58	1,250
Salois Sanitary Dairy.....	4.37	13.55	275
Whiting Milk Co.....	4.32	12.91	1,500
Wilder, R. M., Jr.....	4.00	12.85	35
Winsor, S. B., Dairy, Inc.....	4.12	12.93	60

### PASTEURIZED MILK

The average bacteria count of pasteurized milk at the time of delivery to the consumer shall not exceed 25,000 per cubic centimeter and the average per centum of butter fat shall be not less than 3.25 per centum by weight.

The Total Solids content shall average 11.5%.

Almeida's Dairy.....	3.75	12.37	600
Arrow Lakes Dairy, Inc.....	3.85	12.56	80
Barber, H. C., Dairy, Inc.....	3.59	12.22	300
Borders, Richard M.....	3.77	12.28	300
Brown, W. B., & Sons, Inc.....	3.71	12.40	150
Burgess, John.....	3.62	12.17	1,750
Christiansen's Dairy Co.....	4.17	12.94	550
Colony Dairy.....	3.77	12.35	400
Cornell's Dairy, Inc.....	3.82	12.40	225
Crandall, E. S., Dairy, Inc.....	3.72	12.31	300
Cranston Farms, Inc.....	3.83	12.62	175
De Ciantis Bros. Dairy, Inc.....	3.82	12.43	325
East Greenwich Dairy Co.....	3.91	12.55	900
Farmers' Dairy, Inc.....	3.57	11.98	375
Federal Dairy Co., Inc.....	3.83	12.51	325
Fiske, E. A., Dairy.....	3.74	12.38	800
Harvard Dairy.....	3.75	12.48	850
Haywood's Dairy.....	3.92	12.67	650
Hennessey's Dairy Co.....	3.72	12.37	575
Hood, H. P., & Sons.....	3.86	12.49	650
Hoogasian's Dairy.....	3.70	12.25	850
Jordan, K. E., Dairy.....	3.95	12.48	2,225
Lincoln Woods Farm Co.....	3.78	12.39	300
Maher, B. C., Dairy.....	3.72	12.22	450
Meadow Brook Dairy.....	3.74	12.43	150
Mello's Dairy.....	3.71	12.32	625
Miga, Jos., Sunnyview Farms.....	3.89	12.56	425
Mt. Pleasant & N. Barber Dairy, Inc....	3.78	12.45	350
Munroe, A. B., Dairy, Inc.....	3.87	12.60	450
Needham's Dairy.....	3.68	12.30	1,500
Pippin Orchard Dairy, Inc.....	3.93	12.62	325
Read's Dairy.....	3.80	12.50	200
Remington's Dairy, Inc.....	3.71	12.37	125
Salois Sanitary Dairy.....	4.00	12.76	325
Shadow Lawn Dairy.....	3.69	12.18	850
Smithfield Dairy Farm.....	3.67	12.18	675
Souza's Dairy.....	3.80	12.40	200
Turner-Lees Dairy, Inc.....	4.05	12.94	275
Viall, W. C., Dairy, Inc.....	3.75	12.41	650

### PASTEURIZED MILK

NAME OF DEALER	BUTTER FAT	TOTAL SOLIDS	Standard Plate Count. Colonies of Bacteria in One Cubic Centimeter
	Per Cent	Per Cent	
What Cheer Dairy.....	3.60	12.07	475
Whiting Milk Co.....	3.82	12.49	2,000
Winsor, S. B., Dairy, Inc.....	3.94	12.60	175

### PASTEURIZED SELECTED MILK

Under state law only three grades of milk are recognized, Certified, Grade "A", and Regular. Milk may also be classified as homogenized, skim, or defatted. Buttermilk and Cultured Buttermilk are other recognized types defined by state law. Goat milk is also defined. All milk sold in the City of Providence is required to be pasteurized.

While there is no separate legal classification of Pasteurized Selected Milk, some dealers utilize this "grade" as a price differential. Check this grade with dealer's Grade "A" or Regular.

Crandall, E. S., Dairy, Inc.....	3.84	12.51	275
East Greenwich Dairy Co.....	4.08	12.69	400
Hillside Farms, Inc.....	4.02	12.85	95
Hood, H. P. & Sons.....	3.98	12.65	875
Munroe, A. B., Dairy, Inc.....	3.74	12.61	550
Whiting Milk Co.....	3.78	12.44	2,750

Respectfully submitted,

JOSEPH SMITH, M.D.

Inspector of Milk

IN CITY COUNCIL

OCT 6 - 1960

READ:

WHEREUPON IT IS ORDERED THAT  
THE SAME BE RECEIVED.

*Robert Whelan*  
CLERK

FILED

OCT 3 3 25 PM '60

CITY CLERK'S OFFICE  
PROVIDENCE, R.I.