



Board

LAURENCE K. FLYNN
Executive Secretary

MARK J. LOMAZZO
Commissioner

GEORGE T. SMITH, JR.
Clerk

BOARD OF CANVASSERS

Mr Michael Clement
City Clerk Office
City of Providence
Providence, RI 02903


March 20, 2000

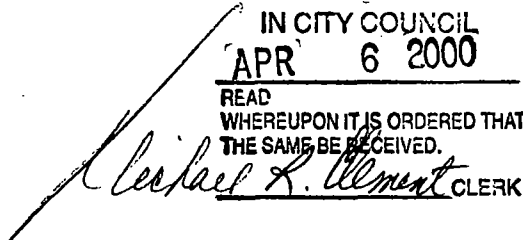
Dear Mr. Clement,

Enclosed you will find a copy of the official results of the Presidential Primary held on March 7, 2000.


Please forward to the City Council. Thank You.

Respectfully,


Laurence K. Flynn
Executive Secretary


IN CITY COUNCIL
APR 6 2000
READ
WHEREUPON IT IS ORDERED THAT
THE SAME BE RECEIVED.
CLERK

STATE OF RHODE ISLAND AND PROVIDENCE PLANTATIONS



CITY OF PROVIDENCE

OFFICIAL RESULTS

PRESIDENTIAL PREFERENCE PRIMARY

TUESDAY - MARCH 7, 2000

BOARD OF CANVASSERS

LAURENCE K. FLYNN, *Executive Secretary*

MARK J. LOMAZZO, *Commissioner*

GEORGE T. SMITH JR, *Clerk*

Presidential Preference Primary March 7, 2000

Providence, Rhode Island

Board of Canvassers

OFFICE		CANDIDATE	TOTAL	Ward 1	Ward 2	Ward 3	Ward 4	Ward 5	Ward 6	Ward 7	Ward 8	Ward 9	Ward 10	Ward 11	Ward 12	Ward 13	Ward 14	Ward 15
ELIGIBLE VOTE		83,238		7,872	8,334	6,548	5,808	6,776	5,786	5,592	4,581	3,753	3,768	4,030	4,928	6,578	5,137	3,747
BALLOTS CAST		9,534	11.5%	802	1,797	1,089	462	1,025	465	455	454	379	321	310	515	578	592	290
DEMOCRAT		7,729	81.1%	619	1,288	905	382	832	404	415	374	340	287	273	401	495	472	242
REPUBLICAN		1,805	18.9%	183	509	184	80	193	61	40	80	39	34	37	114	83	120	48
PRESIDENT/DEM	BRADLEY	3,166	42.0%	380	798	497	91	374	128	68	109	94	57	73	156	137	159	45
	LAROCHE	22	0.3%	2	1	2	2	1	2	3	1	0	0	3	0	2	3	0
	GORE	4,221	56.0%	220	453	386	268	411	254	325	247	234	208	184	225	337	282	187
	UNCOMMITTED	104	1.4%	5	2	3	10	22	5	6	8	6	8	1	8	10	10	0
	Write In	26	0.3%	3	2	2	2	6	1	2	0	1	0	1	3	1	2	0
PRESIDENT/REP	HATCH	1	0.1%	0	0	0	1	0	0	0	0	0	0	0	0	0	0	0
	MCCAIN	1,076	60.8%	122	357	119	43	99	39	19	36	11	14	15	66	48	64	24
	KEYES	84	4.7%	3	17	12	2	15	3	4	4	2	4	2	2	0	7	7
	UNCOMMITTED	9	0.5%	0	2	1	0	0	2	4	0	0	0	0	0	0	0	0
	BAUER	2	0.1%	0	0	0	0	0	0	0	0	0	0	0	1	0	1	0
	BUSH	583	32.9%	47	121	46	31	77	17	12	38	26	15	19	43	31	44	16
	FORBES	11	0.6%	2	0	1	1	1	0	0	2	0	1	0	0	1	1	1
	Write in	4	0.2%	1	0	1	0	0	0	0	0	0	0	1	1	0	0	0

Presidential Preference Primary March 7, 2000

Providence, Rhode Island

Board of Canvassers

OFFICE	CANDIDATE	TOTAL	Ward 1	Ward 2	Ward 3	Ward 4	Ward 5	Ward 6	Ward 7	Ward 8	Ward 9	Ward 10	Ward 11	Ward 12	Ward 13	Ward 14	Ward 15
BRADLEY DELEGATES 01	FISHMAN	820	91	347	244	32	15							37		54	
	GOODMAN	761	144	282	213	31	19							32		40	
	RICKMAN	1,094	167	440	313	34	30							44		66	
	MCCONNELL	788	147	312	189	27	22							35		56	
	BENOIT	1,022	180	383	287	35	29							46		62	
	CICILLINE	1,124	146	527	299	33	26							37		56	
	BRADY	338	67	105	67	28	13							8		50	
	MCCARTEN	175	37	63	36	7	11							3		18	
	KUSHNER	1,321	227	564	354	30	28							48		70	
	GELCH	542	76	287	105	16	16							13		29	
	GERHARDT	287	67	84	73	15	13							12		23	
	YORK	1,635	283	652	431	55	48							68		98	
	MCCONNELL, Jr	508	86	223	102	12	21							19		45	
	CROWLEY	501	89	171	121	28	25							18		49	
	ROBERTS	519	96	201	127	26	14							16		39	
GORE DELEGATES 01	PAPA	311	40	61	51	70	4							7		78	
	HOULIHAN	551	102	172	129	49	16							13		70	
	MENARD	326	43	80	91	49	6							5		52	
	CODERRE	352	54	111	71	42	4							12		58	
	HOYAS	198	28	68	47	22	1							6		26	
	BAYNES	165	31	50	33	21	2							2		26	
	CHMIELEWSKI	216	25	67	54	24	3							6		37	
	HOWARD	313	55	122	73	22	5							11		25	
	REED	718	92	196	170	111	15							23		111	
	MENARD	385	43	113	100	50	8							12		59	
	DECRISTOFARO	343	35	76	52	70	6							14		90	
	ROBERTS	542	61	174	111	85	16							9		86	
	CONNORS	348	52	88	98	36	10							15		49	
	KRABACH	189	25	69	53	17	3							7		15	
	DOLAN	158	29	32	33	29	2							3		30	
	GARRETT	231	36	65	69	23	5							7		26	
	RUGGIERO	303	34	31	35	93	8							8		94	
	PAOLINO	970	98	250	206	175	26							23		192	
	LYNCH	355	42	84	88	51	10							5		75	

Presidential Preference Primary March 7, 2000
Providence, Rhode Island
Board of Canvassers

OFFICE	CANDIDATE	TOTAL	Ward 1	Ward 2	Ward 3	Ward 4	Ward 5	Ward 6	Ward 7	Ward 8	Ward 9	Ward 10	Ward 11	Ward 12	Ward 13	Ward 14	Ward 15
GORE DELEGATES 01 (CONT)	BRADY	238	38	51	60	33	12							5	2	39	
	OHARE	162	20	30	32	39	7							3		31	
	REBACK	539	68	192	144	51	15							10		59	
LAROCHE DELEGATE 01	NELSON	5	1	1	0	0	0							0		3	
	BOWDEN	4	1	1	0	0	0							0		2	
	MACINTYRE	4	1	1	0	0	0							0		2	
	PRICE	5	1	1	0	0	0							0		3	
UNCOMMITTED REP DEL 02	JACQUARD	30					9	0	3	4	3	3	2	3	3	0	0
BRADLEY DELEGATES 02	MCHUGH	611					201	55	25	65	47	32	35	48	76	6	21
	MORGENTHAU	582					163	49	24	60	55	33	50	35	85	4	24
	TRACY	475					145	41	15	54	34	28	33	42	61	4	18
	ONEIL	628					170	64	30	65	56	35	49	50	85	5	19
	RAPTAKIS	415					109	37	16	41	35	20	37	25	72	4	19
	PECKHAM	439					112	40	18	46	45	27	39	30	59	5	18
	MCNEIL	519					140	49	26	53	53	25	33	41	79	3	17
	ROUNDTREE	575					152	52	27	54	65	35	50	34	86	2	18
	RICHMOND	362					101	29	20	40	37	23	26	29	47	1	9
	SHEKARCHI	439					127	36	20	42	39	26	36	27	69	2	15

Presidential Preference Primary March 7, 2000

Providence, Rhode Island

Board of Canvassers

OFFICE	CANDIDATE	TOTAL	Ward 1	Ward 2	Ward 3	Ward 4	Ward 5	Ward 6	Ward 7	Ward 8	Ward 9	Ward 10	Ward 11	Ward 12	Ward 13	Ward 14	Ward 15
GORE DELEGATES 02	REED	1,118					142	92	121	127	109	95	90	94	152	1	95
	KING	418					47	26	19	58	50	43	39	32	82	0	22
	PARISI	437					71	37	54	39	34	25	24	35	83	0	35
	FINIZO	245					35	28	19	24	28	17	18	16	47	0	13
	PURTILL	188					21	6	9	29	25	20	12	21	28	0	17
	CENERINI	253					34	16	39	30	22	21	12	18	42	0	19
	FOGARTY	1,217					199	95	129	133	104	92	95	113	162	2	93
	VIRGIO	886					127	78	137	85	72	71	44	80	119	2	71
	PALUMBO	563					79	56	71	60	47	30	27	44	104	1	44
	JACQUARD	178					20	8	12	31	17	21	17	15	28	0	9
	DELUCA	879					116	109	121	90	72	57	62	56	128	0	68
	WEINER	527					62	40	44	64	63	40	44	45	94	1	30
	MONTANARO	506					85	37	85	66	42	34	25	29	62	2	39
	PALUMBO	526					93	48	80	45	32	27	31	44	86	1	39
	DEGENOVA	161					13	13	30	20	14	16	11	6	29	0	9
	BUTLER	634					211	37	40	69	49	37	36	63	62	3	27
	IGLIOZZI	805					102	63	271	46	31	34	28	44	92	2	92
	HENSELER	320					48	26	23	41	34	25	24	25	47	2	25
	PICHARDO	423					23	25	20	65	104	47	32	21	49	0	37
	ZARRELA	552					103	54	78	55	39	33	28	42	76	1	43
	YOUNG	759					73	54	53	105	101	80	112	54	91	1	35
	FARREL	537					116	33	54	56	42	54	45	43	50	2	42
LAROCHE DELEGATE 02	PIMENTAL	5					1	0	2	0	0	0	1	0	1	0	0
	FAVASOLE	5					1	0	2	0	0	0	0	0	2	0	0
	EK	5					1	0	2	0	0	0	1	0	1	0	0
	PETERSON	6					1	1	2	0	0	0	1	0	1	0	0

Presidential Preference Primary March 7, 2000

Providence, Rhode Island

Board of Canvassers

OFFICE	CANDIDATE	TOTAL	Ward 1	Ward 2	Ward 3	Ward 4	Ward 5	Ward 6	Ward 7	Ward 8	Ward 9	Ward 10	Ward 11	Ward 12	Ward 13	Ward 14	Ward 15
REP DELEGATES 01	GRIMES	679	104	330	107	33	20							29		56	
	STANLEY	675	102	327	104	35	19							29		59	
	CALLAHAN	699	110	331	110	38	23							29		58	
	BRINKWORTH	61	10	27	8	6	2							3		5	
	STORY	81	13	33	12	5	2							9		7	
	HOLMES	179	28	76	22	17	7							11		18	
	QUICK	117	21	52	10	6	9							7		12	
	GUIDA	29	1	15	2	3	2							1		5	
	WALUK	17	1	2	7	3	1							1		2	
	FRIAS	49	12	15	7	5	2							1		7	
	CABRAL	58	13	12	6	10	2							2		13	
	LOPEZ	76	12	25	12	4	4							3		16	
	SLOCUM	143	26	65	13	10	3							13		13	
	SIMPSON	49	7	18	11	5	1							3		4	
	BRUNEAUX	17	4	4	3	4	0							0		2	
	IACOBBO	14	2	5	1	0	3							0		3	
	LEWIS	12	2	0	6	1	1							0		2	
	HADLEY	11	3	3	1	1	1							0		2	
REP DELEGATES 02	KELLEY	78					17	2	2	13	7	6	9	12	7	3	
	HIRST	32					12	2	1	9	0	3	2	1	2	0	
	BENNET	85					24	5	6	15	13	4	5	6	7	0	
	PEREZ	52					5	2	3	10	13	6	4	5	4	0	
	BERNARDO	20					4	5	1	1	3	3	0	2	1	0	
	RICHMOND	40					11	1	3	5	2	4	2	7	4	1	
	WILD	45					12	4	3	8	5	2	3	5	3	0	
	TRAFICANTE	109					29	7	11	20	13	6	5	5	12	1	
	MUMFORD	26					8	2	0	5	2	2	1	4	2	0	
	FRANK	44					15	4	2	9	3	2	2	3	4	0	
	JACKVONY	127					40	7	7	11	16	5	13	10	16	2	
	WINGARD	10					2	1	1	4	0	0	0	2	0	0	
	MORRIS	4					2	0	0	1	0	0	1	0	0	0	
	POLAND	7					1	0	0	1	1	1	1	1	1	0	
	AMITRANO	2					2	0	0	0	0	0	0	0	0	0	
	COUGHLIN	8					2	0	1	0	1	1	2	0	1	0	

Presidential Preference Primary March 7, 2000

Providence, Rhode Island

Board of Canvassers

OFFICE	CANDIDATE	TOTAL	Ward 1	Ward 2	Ward 3	Ward 4	Ward 5	Ward 6	Ward 7	Ward 8	Ward 9	Ward 10	Ward 11	Ward 12	Ward 13	Ward 14	Ward 15
	FIELD	3					2	0	1	0	0	0	0	0	0	0	
	DOLAN	18					5	0	3	2	1	2	3	1	1	0	
	NEVOLA	10					1	2	3	2	1	0	1	0	0	0	
	STAMP	3					1	0	0	0	1	1	0	0	0	0	
	TALAN	15					1	1	1	11	0	0	0	1	0	0	
	MOTT	2					0	0	0	0	0	2	0	0	0	0	
	ALDERMAN	0					0	0	0	0	0	0	0	0	0	0	
	HUTCHINS	2					1	0	0	1	0	0	0	0	0	0	
	FRANK	1					1	0	0	0	0	0	0	0	0	0	
	TINGLE	109					28	8	10	14	7	4	8	8	22	0	
	WATSON	118					29	14	10	12	5	5	8	12	23	0	
	COOKE	79					23	11	2	10	5	4	5	7	12	0	
	ULRICKSEN	34					4	6	0	3	1	3	3	4	10	0	
	WHITE	51					16	9	3	3	2	1	2	2	13	0	
	MATSON	72					20	9	5	8	2	5	3	7	13	0	
	PAYNE	46					13	2	3	4	1	2	3	6	12	0	
	MCGIVENY	70					18	12	4	9	1	5	3	9	9	0	
	DUMAS	75					19	8	6	9	4	2	4	7	16	0	