

**City of Providence**  
STATE OF RHODE ISLAND AND PROVIDENCE PLANTATIONS

**CHAPTER 2013-15**

**No. 193**

**AN ORDINANCE Amending a Compensation Plan for the  
Providence School Department and Amending Ordinance Chapter  
2012-35, No. 341, Approved June 12, 2012**

EFFECTIVE ~~XXXXXX~~ April 29, 2013

*Be it ordained by the City of Providence:*

**2012-2013 ANNUAL SALARY RANGE**

**ASSISTANTS<sup>1</sup>**

Group I General Assistant 13.52 hr

30 hours per week	\$	17,044
35 hours per week		19,883
40 hours per week		22,725

Group II Teacher, Clerical or Security Assistant

13.52 1st Step	17,043 -	22,725
14.05 2nd Step	17,712 -	23,616
14.31 3rd Step	18,032 -	24,042

Group III Teacher Assistant I, Clerical or Security Assistant

14.58 1st Step	18,366 -	24,488
14.79 2nd Step	18,643 -	24,856
15.08 3rd Step	19,005 -	25,343

Group IV Teacher Assistant II, Clerical or Security Assistant

15.34 1st Step	19,326 -	25,768
15.59 2nd Step	19,659 -	26,214
15.83 3rd Step	19,951 -	26,593


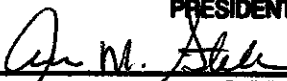
Group V Assistant Liaison

17.42 1st Step	21,959 -	29,278
17.81 2nd Step	22,452 -	29,938
18.22 3rd Step	22,961 -	30,616

**CLERKS<sup>1</sup>**

10 Month Group I  
12 Month Group I  
12 Month Group II  
10 Month Group III  
12 Month Group III  
12 Month Group IV  
12 Month Group V  
12 Month Group VI

**IN CITY  
COUNCIL  
APR 18 2013  
FINAL READING  
READ AND PASSED**

  
\_\_\_\_\_  
PRESIDENT  
  
\_\_\_\_\_  
CLERK


20,193 -	26,026
26,325 -	32,157
26,743 -	32,462
21,332 -	27,054
28,113 -	33,836
29,487 -	35,210
30,870 -	36,579
39,491 -	46,197

**IN CITY COUNCIL  
APR 04 2013**

**FIRST READING  
READ AND PASSED**

  
\_\_\_\_\_  
CLERK

Effective without the  
Mayor's Signature

  
\_\_\_\_\_  
Anna M. Stetson  
City Clerk

**TEACHERS<sup>1</sup>**

Step 1	36,641
Step 2	38,441
Step 3	40,500
Step 4	43,150
Step 5	46,650
Step 6	50,200
Step 7	53,500
Step 8	57,000
Step 9	60,100
Step 10	63,000
Step 11	65,500
Step 12	69,064
BA + 30	2,455
MA	2,855
MA + 30	3,257
Doctorate	3,657
National Board Certification	5,500

Page 2**PRINCIPALS<sup>1</sup>**

High School	111,952
Middle School	102,214
Elementary	95,998

**ASSISTANT PRINCIPALS<sup>1</sup>**

High School	93,098
Middle School	89,437
Elementary	86,744

**CERTIFIED ADMINISTRATORS<sup>1</sup>**

Superintendent	180,303 -	195,757
Chief Academic Officer	120,235 -	136,631
Chief of Staff Performance & Technology Integration	120,235 -	136,631
<b>Executive Director of District Zone 1</b>	<b>112,000 -</b>	<b>120,235</b>
<b>Executive Director of District Zone 2</b>	<b>112,000 -</b>	<b>120,235</b>
<b>Executive Director of Federal Programs &amp; Family Engagement</b>	<b>112,000 -</b>	<b>122,421</b>
Executive Director of Performance Management	112,000 -	120,235
<b>Executive Director of Curriculum Development &amp; Implementation</b>	<b>107,118 -</b>	<b>120,235</b>
<b>Executive Director of School Transformation</b>	<b>107,118 -</b>	<b>120,235</b>
<b>Director of Career Technology</b>		<b>104,631</b>
Director of Drop-Out Prevention and Recovery		104,631
Director of ELL		104,631
Director of Professional Learning		104,631
Director of School Operations and Student Support		104,631
Director of Special Education		104,631
Director of Student Affairs		104,631
<b>Director of School Transformation</b>	<b>98,001 -</b>	<b>104,631</b>
<b>Special Education Manager</b>	<b>98,001 -</b>	<b>104,631</b>
Health Service Administrator		102,629
Birch Vocational School Coordinator		98,001
<b>Supervisor of Fine Arts, World Language &amp; Advanced Academics</b>		<b>98,001</b>
<b>Supervisor of Math Initiatives</b>		<b>98,001</b>
<b>Supervisor of K-12 Literacy</b>		<b>98,001</b>
<b>Supervisor of Science Initiatives</b>		<b>98,001</b>
<b>Supervisor of Social Sciences</b>		<b>98,001</b>
Supervisor of Special Education		98,001

**NON-CERTIFIED ADMINISTRATORS<sup>1</sup>**

Chief Financial Officer	120,235 -	136,631
Chief Operating Officer	120,235 -	136,631
Senior Executive Director of Human Resources & Labor Relations	107,118 -	122,421
Deputy CFO / School Controller		120,235
Information Technology Officer	92,727 -	105,091
Administrator of Human Resources	88,080 -	98,891
Director of Communications	81,650 -	92,991
<b>Director of Family and Community Engagement</b>	<b>81,650 -</b>	<b>92,991</b>
<b>Director of Research, Planning and Accountability</b>	<b>81,650 -</b>	<b>92,991</b>
<b>Director of Strategic Partnerships</b>	<b>81,650 -</b>	<b>92,991</b>
Director of Student Placement	81,650 -	92,991
<b>Senior Supervisor of Food Service &amp; Transportation</b>		<b>84,022</b>
<b>School Transformation Coordinator</b>	<b>77,273 -</b>	<b>92,212</b>
<b>Director of Grant Funding</b>	<b>77,273 -</b>	<b>92,212</b>

Program Manager - Operations		90,000
Senior Budget Officer	74,899 -	87,383
<b>Facilitator of Family and Community Engagement</b>	<b>70,763 -</b>	<b>82,558</b>
Employee Service Administrator	61,818 -	72,121
Expediter of Purchasing and Supplies	64,896 -	74,108
Plant Operations Coordinator	61,470 -	70,511
Plant Maintenance Coordinator	61,470 -	70,511
Supervisor of Payroll and Personnel Related Records	54,608 -	68,189
Supervisor of Transportation	55,150 -	66,448
Budget Officer	51,627 -	62,500
<b>Supervisor of Food Services</b>	<b>54,609 -</b>	<b>66,415</b>
Support Services Administrator	41,367 -	51,808
Community Ombudsman for Central Registration		46,299
<b>Career and Technical Education Program Coordinator</b>	<b>40,000 -</b>	<b>45,000</b>

#### OTHER POSITIONS<sup>1</sup>

Administrative Assistant	33,693 -	37,373
<b>Assistant Director of Grant Funding</b>	<b>52,000 -</b>	<b>62,000</b>
<b>Assessment Coordinator for College &amp; Career Readiness</b>	<b>52,000 -</b>	<b>65,000</b>
<b>Assessment Coordinator for Literacy &amp; Language</b>	<b>52,000 -</b>	<b>65,000</b>
<b>Assessment Specialist for Adequate Yearly Progress</b>		<b>56,702</b>
Assistant Human Resource Generalist	37,386 -	40,258
Budget Analyst I	39,946 -	45,564
Bus Monitor		19,595
Certified Occupational Therapy Assistant	23,407 -	39,250
Child Care Worker (School Year)	25,179 -	28,694
Community Transition Liaison	35,413 -	40,702
Computer Management Specialist	54,395 -	62,946
Confidential Executive Assistant		46,364
<b>Creative Technology Specialist</b>	<b>44,948 -</b>	<b>51,483</b>
<b>Data Specialist</b>	<b>57,000 -</b>	<b>70,000</b>
Deputy Controller	60,000 -	70,000
Director of Partnership & Development	81,650 -	92,991
Educational Technology Specialist	50,000 -	60,000
Employee Relations Lawyer	64,271 -	72,141
<b>Executive Assistant for My Learning Plan</b>	<b>39,151 -</b>	<b>49,454</b>
Executive Assistant to the Superintendent	39,151 -	47,629
Fiscal Officer	40,395 -	51,936
Foreman		51,681
Grant Writer	56,701 -	68,043
<b>Grant Assistant / MLP Manager</b>	<b>50,280 -</b>	<b>63,673</b>
Hearing Officer		50,000
Help Desk Analyst	27,878 -	39,029
Human Resource Generalist	45,715 -	52,361
Human Relations Specialist I	19,914 -	26,411
Human Relations Specialist II	21,240 -	29,233
Human Relations Specialist III	22,889 -	32,082
Human Relations Specialist IV	31,439 -	35,719
Human Resource Specialist	53,191 -	61,571
Job Coach	21,220 -	26,075
Lab Technician	17,587 -	21,431
Medicaid Specialist	46,812 -	52,429
Network Operations Facilitator	70,763 -	82,558
<b>No Child Left Behind Compliance Officer</b>	<b>68,389 -</b>	<b>78,992</b>
Occupational Therapist	40,571 -	68,033
<b>Parent Engagement Specialist</b>		<b>34,626</b>
Physical Therapist	40,571 -	68,033
Placement Officer	37,429 -	40,258
<b>Public and Parent Information Specialist</b>	<b>40,534 -</b>	<b>52,182</b>
<b>Research Specialist</b>	<b>62,000 -</b>	<b>75,000</b>
ROTC Officer	46,316 -	53,876
Route Foreman	33,571 -	41,002
School Board Chairperson		4,500
School Board Member		3,500
School Lunch Aides		7.40/hr
Senior Placement Officer		36,775
Shower Matron	16,394 -	24,784
Social Coach	39,600 -	47,520
Student Registration and Data Specialist	47,043 -	52,831
Student Registration and Placement Analyst	43,796 -	50,622
<b>Technical Support Technician</b>		<b>66,605</b>
Technology E-Mail Administrator	62,947 -	71,779
Technology Integration Specialist	65,000 -	75,000
Technology Service Coordinator	49,104 -	58,322
Translator	37,500 -	50,946
Water Safety Instructor	18,111 -	23,244

<sup>1</sup> Reflects base salary.

***Bold italicized print indicates non-local funding.***