

City of Providence
STATE OF RHODE ISLAND AND PROVIDENCE PLANTATIONS

CHAPTER 2005-48

No. 542 **AN ORDINANCE** establishing a compensation plan for the Providence School Department and repealing Ordinance Chapter 2004-180 approved May 17, 2004.

Approved November 23, 2005
Be it ordained by the City of Providence:

<u>ASSISTANTS¹</u>		<u>2004-2005 ANNUAL SALARY RANGE</u>	
Group I	General Assistant 11.72 hr		
	30 hours per week	\$	14,767
	35 hours per week		17,228
	40 hours per week		19,690
Group II	Teacher, Clerical or Security Assistant		
	11.72 1st Step	14,767 -	19,690
	12.18 2nd Step	15,347 -	20,462
	12.40 3rd Step	15,624 -	20,832
Group III	Teacher Assistant I, Clerical or Security Assistant		
	12.63 1st Step	15,914 -	21,218
	12.82 2nd Step	16,153 -	21,538
	13.07 3rd Step	16,468 -	21,958
Group IV	Teacher Assistant II, Clerical or Security Assistant		
	13.29 1st Step	16,745 -	22,327
	13.52 2nd Step	17,035 -	22,714
	13.72 3rd Step	17,287 -	23,050
Group V	Assistant Liaison		
	15.10 1st Step	19,026 -	25,368
	15.44 2nd Step	19,454 -	25,939
	15.79 3rd Step	19,895 -	26,527
<u>CLERKS¹</u>			
10 Month Group I		18,394 -	23,707
12 Month Group I		23,979 -	29,292
12 Month Group II		24,835 -	30,146
10 Month Group II		19,810 -	25,124
12 Month Group III		26,108 -	31,422
12 Month Group IV		27,384 -	32,698
12 Month Group V		28,668 -	33,970
12 Month Group VI		36,674 -	42,902

No.

CHAPTER
AN ORDINANCE

IN CITY COUNCIL

OCT 6 2005

FIRST READING

REFERRED TO COMMITTEE ON

FINANCE

Acting
Claire E. Burt
CLERK

THE COMMITTEE ON
FINANCE

Approves Passage of
The Within Ordinance

John M. [Signature]
Clerk

10-27-05

Councilman Asorti (By Request)

TEACHERS**2004-2005 ANNUAL SALARY RANGE**

Step 1	33,521
Step 2	35,748
Step 3	37,830
Step 4	41,734
Step 5	44,814
Step 6	47,872
Step 7	50,924
Step 8	54,038
Step 9	56,807
Step 10	63,185
BA + 30	1,955
MA	2,355
MA + 30	2,757
Doctorate	3,157
National Board Certification	2,500

PRINCIPALS

High School	102,422
Middle School	93,513
Elementary	87,826

ASSISTANT PRINCIPALS

High School	85,173
Middle School	81,824
Elementary	79,360

CERTIFIED ADMINISTRATORS

Superintendent	160,000 -	175,000
Chief of Administration	110,000 -	125,000
Chief Academic Officer	110,000 -	125,000
Chief Operations Officer	110,000 -	125,000
Assistant Superintendent of Curriculum, Instruction & Prof Development	98,000 -	112,000
Executive Director	95,000 -	110,000
Executive Director of Elementary School Initiatives	95,000 -	110,000
Executive Director of High School Initiatives	95,000 -	110,000
Executive Director of Middle School Initiatives	95,000 -	110,000
Dean of Teaching & Learning		95,725
Director of Accountability		95,725
Director of Alternate Learning Project		95,725
Director of Career Technology		95,725
Director of Drop-Out Prevention and Recovery		95,725
Director of Elementary Special Education		95,725
Director of Guidance & Support Services		95,725
Director of Harrison Street High School		95,725
Director of Health Science & Technology Academy		95,725
Director of High School Special Education		95,725
Director of Hope Academy of Informational Technology		95,725
Director of Hope Arts		95,725
Director of Hope Leadership		95,725
Director of Instructional Technology		95,725
Director of Language and Culture		95,725
Director of Middle School Special Education		95,725
Director of Providence Academy of International Studies		95,725
Director of School Operations and Student Support		95,725
Birch Vocational School Coordinator		89,659
Supervisor of Special Education		89,659
Director 10-Month		81,824
Early Childhood Coordinator	64,740 -	75,530
Elementary Reform Facilitator	64,740 -	75,530
Facilitator of Accountability	64,740 -	75,530
Facilitator of Math	64,740 -	75,530

NON-CERTIFIED ADMINISTRATORS**2004-2005 ANNUAL SALARY RANGE**

Chief Financial Officer	110,000 -	125,000
Senior Executive Director of Human Resources	110,000 -	120,000
Senior Director of Information Services	98,000 -	112,000
<i>Director of Government Affairs</i>		<i>97,847</i>
Administrator of Human Resources		90,631
Controller	79,000 -	89,000
Director of Facilities	74,700 -	85,075
<i>Coordinator of Grant Oversight and External Funding</i>	<i>69,513</i> -	<i>79,888</i>
Senior Budget Officer	64,896 -	75,712
Facilitator of Communications	64,740 -	75,530
Facilitator of Family and Community Partnerships	64,740 -	75,530
<i>Facilitator of Parent Involvement</i>	<i>64,740</i> -	<i>75,530</i>
Facilitator of Student Placement	64,740 -	75,530
<i>Facilitator of Youth Opportunities</i>	<i>64,740</i> -	<i>75,530</i>
Expediter of Purchasing and Supplies	56,228 -	64,211
Plant Operations Coordinator	53,261 -	61,093
Plant Maintenance Coordinator	53,261 -	61,093
Supervisor of Payroll and Personnel Related Matters	47,315 -	59,082
<i>Supervisor of Food Services</i>	<i>47,315</i> -	<i>57,546</i>
Supervisor of Transportation	45,266 -	55,055
Budget Officer	44,731 -	51,830
Assistant Supervisor of Transportation	38,891 -	45,020
Support Services Administrator	35,842 -	44,889
Affirmative Action/EEO Administrator		40,827



OTHER POSITIONS



2004-2005 ANNUAL SALARY RANGE

Administrative Assistant	29,193 -	32,381
Assessment Specialist for Adequate Yearly Progress		51,875
Budget Analyst	34,611 -	39,478
Bus Monitor		17,200
Certified Occupational Therapy Assistant	20,280 -	34,008
Child Care Worker (230 day)	22,828 -	26,130
Child Care Worker (School Year)	20,842 -	23,858
Community Transition Liaison	30,683 -	35,265
Computer Management Specialist	47,128 -	54,538
Computer Service Specialist	38,556 -	44,161
Data Media Specialist		36,313
Executive Assistant to the Superintendent		43,575
Expediter of Educational Technology	42,545 -	50,532
Fiscal Officer	35,000 -	45,000
Foreman		43,160
Head Custodian - High Schools	31,843 -	38,720
Human Relations Specialist I	15,544 -	20,616
Human Relations Specialist II	16,580 -	22,819
Human Relations Specialist III	17,867 -	25,043
Human Relations Specialist IV	24,541 -	27,882
Human Resource Specialist	44,860 -	53,314
Human Resources Attorney		41,002
Job Coach - 230 day	20,137 -	24,743
Lab Technician	15,544 -	18,939
Medicaid Specialist	40,560 -	45,427
No Child Left Behind Compliance Officer		72,800
Occupational Therapist	33,800 -	56,680
Parent Coordinator		28,013
Parent and Public Engagement Specialist		30,000
Physical Therapist	33,800 -	56,680
Placement Officer		31,200
Plato Support Technicians	60,000 -	70,000
Program Development Officer	51,875 -	62,250
Public and Parent Information Specialist		37,350
ROTC Officer	40,130 -	46,680
Route Foreman	26,569 -	33,007
School Board Chairperson		4,500
School Board Member		3,500
School Lunch Aides		7.18/hr
Senior Placement Officer		35,360
Shower Matron	14,204 -	21,473
Special Assistant to the Superintendent & School Board		52,000
Student Registration and Data Specialist	38,556 -	44,161
Student Registration and Placement Analyst	35,000 -	45,000
Supervisor of Student Services	45,000 -	55,000
Technology E-Mail Administrator	52,442 -	59,800
Teacher Assistant Specialist	38,556 -	45,340
Water Safety Instructor	24,859 -	31,905

¹ Reflects base salary. Does not include extension of the school year.

Bold italicized print indicates non-local funding.

IN CITY COUNCIL
NOV 3 2003
FIRST READING
READ AND PASSED
 CLERK
APPROVED

MAYOR

IN CITY COUNCIL
NOV 17 2003
FINAL READING
READ AND PASSED
 PRESIDENT
 CLERK